

NONLINEAR MHD WAVES IN THE SOLAR WIND PLASMA STRUCTURES

D. Tsiklauri, V.M. Nakariakov and T.D. Arber

Physics Department, University of Warwick, Coventry, CV4 7AL, U.K., Email: tsikd@astro.warwick.ac.uk

ABSTRACT

We investigate the interaction of magnetohydrodynamic waves with plasma density inhomogeneities. Our numerical study of the full MHD equations shows that: (A) Plasma density inhomogeneities are a source of non-linear generation of transverse compressive waves by a plane Alfvén wave, and substantially enhance (by about a factor of 2) the generation of the longitudinal compressive waves. (B) Attained maximal values of the generated transverse compressive waves are insensitive to the strength of the plasma density inhomogeneity and the initial amplitude of the Alfvén wave. (C) Efficiency of the generation depends weakly upon the plasma β parameter. The maximum generated amplitude of transverse compressive wave, up to 32 % of the initial Alfvén wave amplitude, is reached for about $\beta = 0.5$. The results obtained demonstrate that plasma inhomogeneities enhance the efficiency of the non-linear wave coupling.

Key words: Magnetohydrodynamics(MHD)– waves – Sun: activity – Sun: wind – Sun: corona.

1. INTRODUCTION

The structure of the solar corona and solar wind is governed by the interaction between outward streaming coronal plasma and the existing strong magnetic fields. It is believed that the fast solar wind is associated with coronal holes within which the magnetic field is unipolar, open and probably has further fine structuring. The slow wind is believed to originate above and at the boundaries of the coronal streamers where the magnetic fields are bipolar, which forces the plasma to flow around regions where the field strength is sufficient to slow down the flow. The importance of Alfvén waves for the energetics of the corona and solar wind has been realized since their discovery (Tu & Marsch, 1995). The interest in wave phenomena in the solar wind is especially timely now, in the context of interpretation of the CLUSTER observations. The Ulysses observations already revealed a sharp boundary between fast and

slow wind. Besides, there are indications that there is a further fine structuring of plumes in the coronal holes, so called spaghetti. Therefore, it is of prime importance to the study interactions of the Alfvén waves with these and possibly other structures. The weakly non-linear regime, relevant to lower coronal applications, has been studied in great detail in Nakariakov et al. (1997), Nakariakov et al. (1998), Botha et al. (2000), Tsiklauri et al. (2001). The relevance of this study is prompted by the observations of large amplitude Alfvén waves in the solar wind. In this work we simulate numerically the interaction of a *strongly non-linear* Alfvénic pulse with a one-dimensional, perpendicular to the magnetic field, plasma inhomogeneity.

2. THE MODEL

We use the equations of ideal MHD

$$\rho \frac{\partial \vec{V}}{\partial t} + \rho(\vec{V} \cdot \nabla) \vec{V} = -\nabla p - \frac{1}{4\pi} \vec{B} \times \text{curl} \vec{B}, \quad (1)$$

$$\frac{\partial \vec{B}}{\partial t} = \text{curl}(\vec{V} \times \vec{B}), \quad (2)$$

$$\text{div} \vec{B} = 0, \quad (3)$$

$$\frac{\partial \rho}{\partial t} + \text{div}(\rho \vec{V}) = 0, \quad (4)$$

where \vec{B} is the magnetic field, \vec{V} is plasma velocity, ρ is plasma mass density, and p is plasma thermal pressure for which the adiabatic variation law is assumed. We solve equations (1)-(4) in Cartesian coordinates (x, y, z) and for simplicity assume that there is no variation in the y -direction, i.e. $(\partial/\partial y = 0)$. The equilibrium state is taken to be an inhomogeneous plasma of density $\rho_0(x)$ and a uniform magnetic field B_0 in the z -direction. We consider the physical situation when *initially* longitudinal (V_z, B_z) and transverse (V_x, B_x) compressive perturbations are absent and the initial amplitude of the linearly polarized Alfvén wave (V_y, B_y) is essentially non-linear (relative amplitude normalized to the unperturbed value $A = 0.5$). In this case, if the Alfvén wave is initially a plane wave, the subsequent evolution of the wave, due to the difference in local Alfvén speed across the

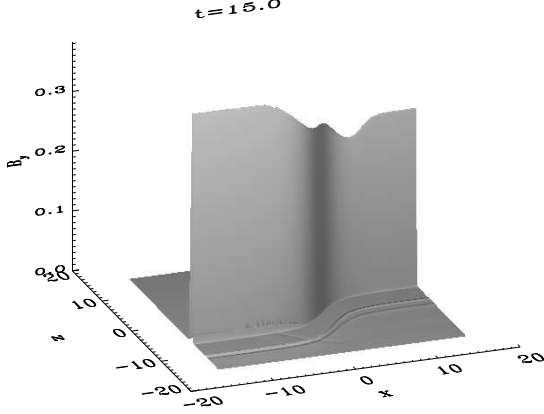


Figure 1. Snapshot of B_y at $t = 15.0$. Here $A = 0.5$, $\lambda = 0.3125$, $\beta = 2$.

x -coordinate, leads to the distortion of the wave front (phase mixing). Hence the appearance of transverse (with respect to the applied magnetic field) gradients, which grow in time as a power-law. This transverse gradient is the only source of the transverse compressive perturbations, while longitudinal compressive perturbations are also generated due to non-linear coupling to the Alfvén wave.

3. NUMERICAL RESULTS

As in Botha et al. (2000), Tsiklauri et al. (2001), we have used the following background density profile

$$\rho_0(x) = 3 - 2 \tanh(\lambda x). \quad (5)$$

Here, λ is a free parameter which controls the steepness of the density profile gradient. In our normalization, which is the same as that of Botha et al. (2000), Tsiklauri et al. (2001), the local Alfvén speed is $C_A(x) = 1/\sqrt{3 - 2 \tanh(\lambda x)}$. Full numerical calculation of the non-linear set of MHD equations (1)-(4), in the above mentioned geometry, has been performed using *Lare2d* (Arber et al., 2001). *Lare2d* is a numerical code which operates by taking a Lagrangian predictor-corrector time step and after each Lagrangian step all variables are conservatively remapped back onto the original Eulerian grid using Van Leer gradient limiters. This code was also used to produce the results in Botha et al. (2000), Tsiklauri et al. (2001). We set up the code in such a way that initially longitudinal and transverse compressive perturbations as well as density perturbation are absent and the initial amplitude of the Alfvén pulse is sufficiently non-linear, i.e. $A=0.5$. In the numerical simulations the Alfvén perturbation is initially a plane (with respect to x -coordinate) pulse, which has a Gaussian structure in the z -coordinate, and is moving at the local Alfvén speed $C_A(x)$:

$$B_y(x, z, t) = A \exp\left(-\frac{(z - C_A(x)t)^2}{\delta}\right). \quad (6)$$

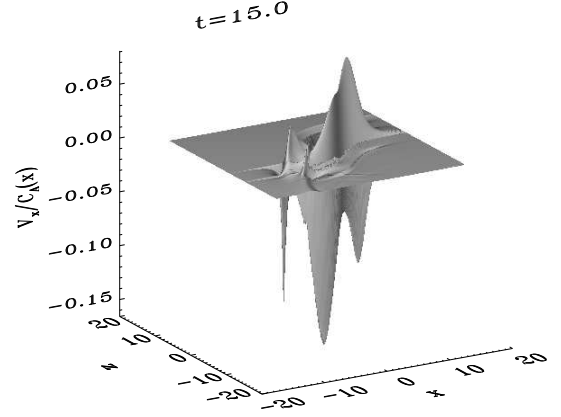


Figure 2. Snapshot of $V_x/C_A(x)$ at $t = 15.0$. Here $A = 0.5$, $\lambda = 0.3125$, $\beta = 2$.

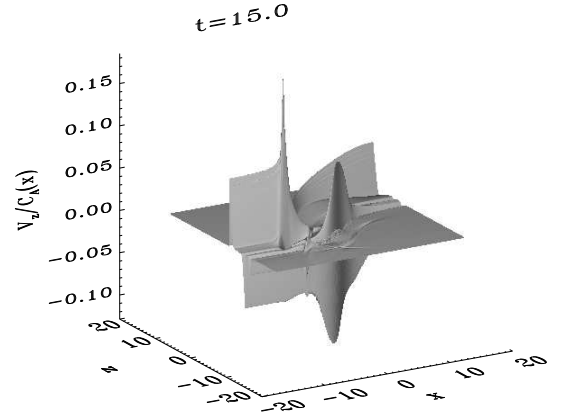


Figure 3. Snapshot of $V_z/C_A(x)$ at $t = 15.0$. Here $A = 0.5$, $\lambda = 0.3125$, $\beta = 2$.

Here, δ is a dimensionless free parameter which controls the width of the initial Gaussian Alfvén pulse and it was fixed at 0.1 in our numerical runs. Initially, V_y is non-zero too, and in our normalization it is related to B_y as $V_y = -C_A(x) B_y$, while all other quantities are set equal to zero. The simulation box size is set by the limits $-15.0 < x < 15.0$ and $-15.0 < z < 15.0$ and the pulse starts to move from point $z = -12.5$ towards the positive z 's. When λ -parameter was fixed at 0.125 we had to increase our simulation box 1.5 times in order to accommodate fully the density inhomogeneity. In this case we increased the number of grid point by 1.5 in each direction in order to preserve the same simulation resolution. Fig. 1 presents a snapshot of B_y at time $t = 15$. It can be seen from the graph that because of the difference in local Alfvén speeds (Note, that for $x < 0$ $C_A(x) = 1/\sqrt{5}$ and for $x > 0$ $C_A(x) = 1$) the initially flat (with respect to x -coordinate) Gaussian pulse has been distorted along $x = 0$ axis. This distortion of the pulse front creates a transverse gradient ($\partial B_y / \partial x$) which is a driv-

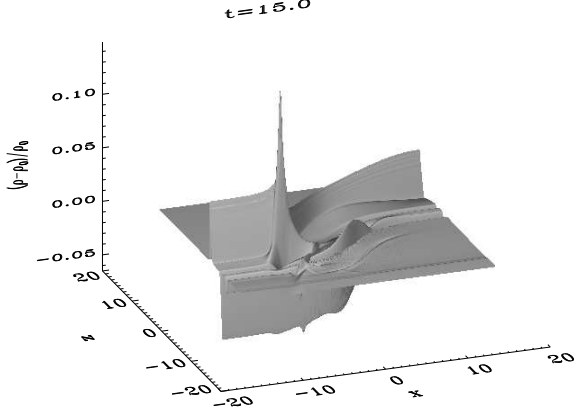


Figure 4. Snapshot of $(\rho - \rho_0)/\rho_0$ at $t = 10.0$. Here $A = 0.5$, $\lambda = 0.3125$, $\beta = 2$.

ing force for the generation of the transverse compressive wave (V_x). Interesting observation is that leftmost ($B_y(-15, z, t)$) and rightmost ($B_y(15, z, t)$) wings of the Alfvén pulse decay due to shock formation at different rates. Namely, the rightmost wing where local Alfvén velocity is larger dissipates at a larger rate. This can be roughly explained by the fact that in the scalar Cohen-Kursrud equation (cf. Verwichte et al. (1999)), which describes the evolution of a weakly non-linear Alfvén wave until the shock formation, the non-linear term is proportional to $(C_A^3/(C_A^2 - C_s^2))$, where C_s is the speed of sound. Therefore it is expected that the shock formation would be reached quicker where the local Alfvén velocity is greater (in this case rightmost wing). Yet another interesting feature can be seen from this graph which is appearance of a small bump in the solution at $x = 0$ (phase-mixing region). This could be explained by an energy exchange of the Alfvén wave with the transverse and longitudinal compressive waves. The latter is expected to happen exactly along the $x = 0$ line where coupling between all three modes is strongest. We present solution of Eqs.(1)-(4) with the above described equilibrium and the initial conditions for the case when plasma- β is 2. The λ -parameter was fixed at 0.3125 which corresponds to the rather smooth maximum in the dependence of $\max(|V_x(x, z, t)|)$ versus λ for this value of β (cf. Fig. 5 and pertaining discussion below). At time $t = 0$ transverse and longitudinal compressive waves as well as density perturbation were absent from the system, while at time $t = 15$ as we see from Figs. 2 and 3, these physical quantities grew up to a substantial fraction of the initial Alfvén wave amplitude. The transverse compressive wave, V_x , is generated by the $B_y \partial B_y / \partial z$ driving term see for details Tsiklauri et al. (2001). In the homogeneous plasma ($\lambda = 0$) for a plane wave this term is identically zero, thus, in the numerical runs with $\lambda = 0$ we have seen no generation of V_x at all. This is the plasma inhomogeneity that leads to the generation of the transverse compressive wave in this case. The situation with the longitudinal compressive wave, V_z , is different: even

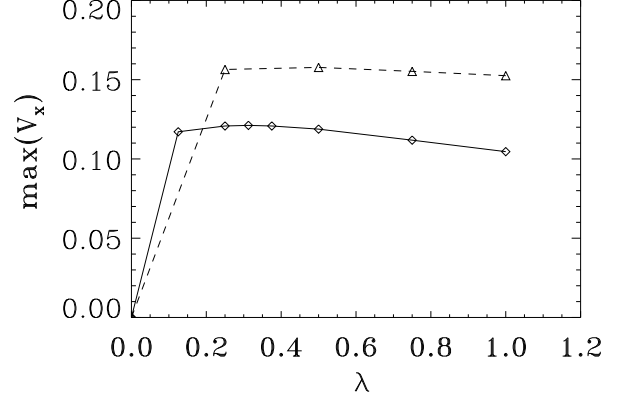


Figure 5. Dependence of $\max(|V_x(x, z, t)|)$ versus λ for $\beta = 2$ (solid curve) and $\beta = 0.5$ (dashed curve). Here, $A = 0.5$.

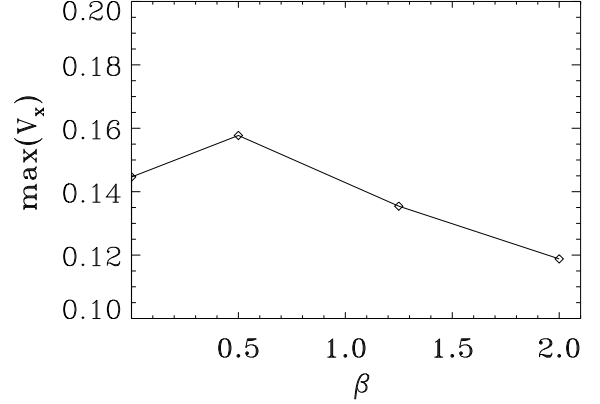


Figure 6. Dependence of $\max(|V_x(x, z, t)|)$ versus β . Here, $\lambda = 0.5$ and $A = 0.5$.

in the absence of the plasma density inhomogeneity the efficient generation of V_z still occurs due to the $B_y \partial B_y / \partial z$ term. By looking at Fig. 3 we gather that the solution consists of two parts: first, two positive and negative spikes, which dominate the the solution by absolute value, which indeed come from the phase-mixing region, i.e. part of the solution which is caused by density inhomogeneity and the second, relatively plane wave front with a substantial deep in the middle which is caused by the non-linear coupling to the Alfvén wave. It can be also gathered that the second part is moving at about twice of the local Alfvén speed because $\beta = 2$. The relative density perturbation presented in Fig. 4 has similar structure as V_z , but it is enhanced in the region of interaction. $\max(|(\rho - \rho_0)/\rho_0|) = 0.15$ in this case, i.e. 30 % of the amplitude of initial Alfvén perturbation. Next, we explore parametric space of the problem. In particular, we investigate how the maximal value of the generated transverse compressive wave depends on the plasma density inhomogene-

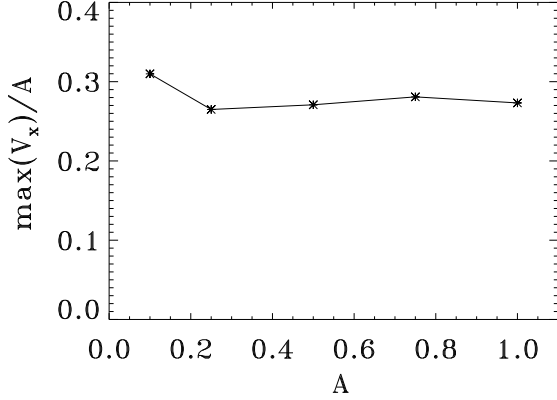


Figure 7. Dependence of $\max(|V_x(x, z, t)|)/A$ versus A . Here, $\lambda = 0.5$ and $\beta = 1.25$.

ity parameter, λ , plasma β , and initial amplitude of the Alfvén wave, A . In Fig. 5 we plot dependence of $\max(|V_x(x, z, t)|)$ versus λ for $\beta = 2$ (solid curve) and $\beta = 0.5$ (dashed curve). There are two noteworthy features in this graph. First, the maximal value of the generated transverse compressive wave depends on the plasma density inhomogeneity parameter rather weakly, and second, the efficiency of the generation of V_x is somewhat larger in the $\beta = 0.5$ case than in the case of $\beta = 2$. In order to explore the latter feature further, we made 4 runs of *Lare2d* code for the different values of β , while λ was fixed at 0.5. The results are presented in Fig. 6. We gather from the graph that there is a given value of β for which a maximal value of $\max(|V_x(x, z, t)|)$ is observed. Yet another valuable insight can be obtained by studying the dependence of the maximal value of generated transverse compressive wave on the initial amplitude of the Alfvén wave as our problem is essentially non-linear. In Fig. 7 we plot results of 4 numerical runs for different values of A , while λ and β were fixed at 0.5 and 1.25 respectively. We gather from Fig. 7 that quite unexpectedly the ratio $\max(|V_x(x, z, t)|)/A$ is rather insensitive to the variation of the initial amplitude of the Alfvén wave, and it varies around about 0.27. In other words, irrespective of A , the generated transverse compressive wave attains about 27 % of the initial amplitude of the Alfvén wave for this value of β . Answering the question what determines the observed saturation level of maximal value of the generated transverse compressive wave, we conjecture that, based on the fact that the saturation level is rather insensitive to the variation of λ (see Fig. 5) and it somewhat stronger depends of the variation of β (see Figs. 5 and 6), it is mostly dictated by the given value of β . Based on the information provided by Fig. 6 we conclude that the most efficient generation of the transverse compressive wave occurs when $\beta = 0.5$ and, irrespective of λ and A parameters, transverse compressive wave attains about 32 % of the initial amplitude of the Alfvén wave.

4. CONCLUSIONS

Our numerical study of the full MHD equations revealed the following: (A) Plasma density inhomogeneity is a source of non-linear generation of transverse compressive waves by a plane Alfvén wave, and it substantially enhances (by about a factor of 2) the generation of the longitudinal compressive waves. (B) Attained maximal values of the generated transverse compressive waves are insensitive to the strength of the plasma density inhomogeneity and the initial amplitude of the Alfvén wave. (C) Efficiency of the generation depends weakly upon the plasma β parameter. The maximum generated amplitude of transverse compressive wave, up to 32 % of the initial Alfvén wave amplitude, is reached for about $\beta = 0.5$. (D) Inhomogeneity of the medium is essential for the generation of weakly compressible MHD turbulence. The results obtained demonstrate that plasma inhomogeneities enhance the efficiency of the non-linear wave coupling.

It is worthwhile to mention that in this work we neglected variation in the y -direction, i.e. we set $\partial/\partial y = 0$. This, in turn, prevents linear coupling of the Alfvén waves to the compressive waves. However, validity of this assumption cannot be tested observationally so far. Yet another interesting possibility of the generation of compressive waves exists even in the homogeneous plasma when either Alfvén wave front is not *initially flat* with respect to x -coordinate or initially flat Alfvén wave travels over a *spatially confined* plasma density inhomogeneity. In both cases we should observe effective generation of the compressive waves which possibly do not experience suppression caused by the fact that $\partial/\partial x \rightarrow \infty$ as in the case considered here and in Tsiklauri et al. (2001).

Acknowledgments: Numerical calculations of this work were done using the PPARC funded Compaq MHD Cluster in St. Andrews.

REFERENCES

- Arber T.D., Longbottom A.W., Gerrard C.L., Milne A.M., 2001, J. Comput. Phys. 171, 151
- Botha G.J.J., Arber T.D., Nakariakov V.M., Keenan F.P., 2000, A&A 363, 1186
- Nakariakov V.M., Roberts B., Murawski K., 1997, Solar Phys. 175, 93
- Nakariakov V.M., Roberts B., Murawski K., 1998, A&A 332, 795
- Tsiklauri D., Arber T.D., Nakariakov V.M., Astron. Astrophys. (2001) (accepted for publication)
- Tu C.-Y., Marsch E., 1995, Sp. Sci. Rev. 73, 1
- Verwichte E., Nakariakov V.M., Longbottom A., 1999, J. Plasma Phys. 62, 219