

X-Ray spectra from accretion disks illuminated by protons

B. Deufel, C.P. Dullemond, and H.C. Spruit

Max-Planck-Institut für Astrophysik, Karl-Schwarzschildstr. 1, D-85740 Garching, Germany

Received / Accepted

Abstract. The X-ray spectrum from a cool accretion disk heated by virialized protons is computed. The cool disk is either embedded in a magnetically heated accretion disk corona or partly extends into an ion supported torus (or ADAF). We calculate the stationary equilibrium between proton heating, electron thermal conduction and the radiative losses by bremsstrahlung and Compton scattering. A heated surface layer on top of the accretion disk is produced with temperatures between 60–90 keV above a cool layer with temperatures of 0.01 keV (AGN) and 1keV (galactic BHC). The spectra produced by the surface layer is reminiscent of hard state spectra, but a bit too steep, especially for AGN’s. Near the inner edge of the disk, where the optical depth of the disk $\tau \lesssim 1$, we find that the cool component of the disk disappears. Instead the hot protons from the corona/ADAF heat the disk to temperatures of several 100 keV within a dynamical time-scale, limited by pair production. This region, here called a ‘warm disk’, could be important for feeding material into an ADAF and could contribute significantly to the hard X-ray spectra.

Key words. accretion, accretion disks – black hole physics – X-rays: galaxies – X-rays: stars

1. Introduction

The X-ray spectra of galactic black hole candidates (BH) and active galactic nuclei (AGN) are remarkably similar, in spite of their large differences in mass and length scales. The similarities of the observed spectra are evident in their power law shape of energy index $s \approx 1$ in the medium X-ray range, and their high energy cut-off at $E_c \approx 200$ keV. It is widely accepted that the power law spectra are produced by inverse Compton scattering of soft photons on hot thermal electrons (Shapiro et al. 1976; Sunyaev & Titarchuk 1980; Pozdnyakov et al. 1983). Such spectra depend on the optical depth and the temperature of the Comptonizing region. In view of the similarities in the observed power laws these two parameters apparently vary only within narrow ranges for different sources.

Another common feature evident in many of the observed spectra is the signature of a fluorescent Fe emission line and a Compton-reflection component. These two components provide a strong indication that the X-ray production region is very close to cold matter in the central regions of BHs or AGNs (e.g. Ross & Fabian 1993).

The classical accretion disk model (Shakura & Sunyaev 1973) can not explain the simultaneous presence of cold and hot matter near a compact object. Another mode of accretion was subsequently proposed by Shapiro et al. (1976). They showed that there is an optically thin hot disk solution where the plasma is in a two-temperature

state, with the ions near their virial temperature in the inner region of the accretion disk. This model could in principle account for the observed Comptonized spectra. In this model the accretion flow is optically thin and radiatively inefficient. It was called an ion supported torus by Rees et al. (1982).

The solution described by Shapiro et al. (1976) turned out to be thermally unstable. Stable accretion is obtained when the advection of internal energy with the flow is taken into account Narayan & Yi (1994, 1995a,b); these models are called advection dominated accretion flows (ADAF). Most of the viscously dissipated energy is advected radially with the flow. The protons are near their virial temperature, whereas the electrons are much cooler due to their strong interaction with the radiation field and the low rate at which they can exchange energy with the protons via Coulomb interactions. The flow may in principle coexist with an optically thick, cold accretion disk such that the cold disk partly extends into the hot torus Esin et al. (1997).

Another possibility for the simultaneous presence of cold and hot matter are accretion disk corona (ADC) models (e.g. Nakamura & Osaki 1993; Haardt & Maraschi 1991, 1993; Svensson & Zdziarski 1994; Dove et al. 1997). In these models the cold accretion disk is embedded in a hot corona in a plane-parallel slab configuration. A large fraction of the gravitational energy is assumed to be released in the corona by magnetic fields, although the details of the coronal heating process are still unclear. The

protons in the corona are hot, whereas the the disk beneath is cool ($kT \simeq 1$ keV), optically thick, geometrically thin and gas pressure supported.

In both the ADAF and the ADC models there is an energy coupling between the cold disk material and the hot tenuous plasma above. Traditionally this interaction was seen in terms of an exchange of radiation (Haardt & Maraschi 1991, 1993; Haardt et al. 1994, 1997). Here we are interested in the energetic coupling via the exchange of matter. We investigate the penetration of hot protons from the ADC/ADAF into the cool disk, i.e. 'ion illumination'. The hot protons are stopped in the cold disk due to Coulomb interactions with the ambient electrons, rather than by binary interactions with target ions.

Proton illumination is not restricted to accretion disks. It was applied early in X-ray astronomy to the explain spectra of galactic X-ray sources as neutron star surfaces heated by radially infalling ions (Zel'dovich & Shakura 1969; Alme & Wilson 1973; Turolla et al. 1994). Recently Deufel et al. (2001) revisited the proton illumination of a neutron star in the context of accretion from an ADAF.

The importance of proton illumination for accretion disks was suggested by Spruit (1997) and Spruit & Haardt (2000). Detailed Monte Carlo calculations of the Comptonization were presented by Deufel & Spruit (2000) [henceforth paper I]. For the present work we have improved the treatment of the radiative processes by solving the radiative transfer equation including thermal emission due to bremsstrahlung. Pair production is also taken into account. We further allow for energy redistribution due to thermal conduction within the disk. The interaction between the impinging protons and the accretion disk is computed time dependently in a one-dimensional, plane-parallel approximation. The density distribution is found from hydrostatic equilibrium including the force exerted by the decelerating protons.

The cool disk acts as an effective thermalizer for energetic (Comptonized) photons as long as its optical depth is large enough. At lower optical depth, such as occurs near the inner edge of the disk, photon production is less efficient. Therefore we expect different solutions for disks of low optical depth. This is borne out by the results reported in Section 5.

2. A cool disk extending inside an ion supported flow

2.1. Optically thick case

Most of the physics of the interaction between the hot supported flow and the underlying cool disk is rather independent of the structure of the cool disk, since it acts mainly as a thermalizing surface. Its thickness, however, is important as this determines the acceleration of gravity, on which the electron density depends. Processes such as photon production by bremsstrahlung depend on the electron density explicitly. To obtain an estimate for the thickness of the cool disk, the amount of energy released

in the cool disk must be specified. For this purpose we adopt an α -disk prescription as described in Svensson and Zdziarski (1994). In this model, a fixed fraction f of the gravitational energy release takes place above the disk, and a fraction $1 - f$ in the cool disk. For details we refer also to paper I.

In order to simplify our treatment we assume that the vertical disk structure can be approximated at a given radius by a plane-parallel, one-dimensional geometry, so that the vertical z -coordinate is the only dimension relevant to our problem. We find the vertical density distribution from the equation of hydrostatic equilibrium,

$$\frac{dP}{d\tau} = \frac{\Omega_K^2 z}{\kappa} + \frac{\partial P_p}{\partial \tau}(\tau), \quad (1)$$

where $\Omega_K = (GM/R^3)^{1/2}$ is the local Kepler angular velocity and $\kappa_{\text{es}} = 0.40 \text{ cm}^2 \text{g}^{-1}$ is the electron scattering opacity. The first term on the right represents the usual weight of the disk; the second term takes into account the momentum exerted by the deceleration of the incident protons as a function of optical depth. The force $\partial P_p / \partial \tau$ is evaluated by recording the change of velocity Δv_p of the incoming protons as a function of optical depth (see Sect. 3.1). The contribution of the radiative pressure is neglected as we study cases well below the Eddington luminosity.

Together with the equation for the vertical coordinate z ,

$$\frac{dz}{d\tau} = \frac{-k}{\mu m_p \kappa} \frac{T(\tau)}{P(\tau)}, \quad (2)$$

we integrate Eq. (1) via a fourth order Runge-Kutta method. We set $\mu = \frac{1}{2}$ for the idealized case of an ionized hydrogen atmosphere.

The initial value for the pressure at the top of the layer is set to a small fraction of the coronal pressure, $P_{\text{top}}(\tau = 0) = 10^{-2} n_p k T_{\text{vir}}$. The geometrical height z_{top} of this upper boundary layer is not known in advance. We solve the pressure profile by starting with an initial guess for the height of the disk above the mid-plane, z_{top} . We integrate Eq. (1) to the maximum optical depth of our model atmosphere τ_{bot} at the vertical height z_{bot} . Usually we set $\tau_{\text{bot}} = 3$. At this Thomson optical depth the protons have already lost more than 0.99 of their energy. At τ_{bot} pressure balance between the simulated layer and the underlying cool disk requires $P(\tau_{\text{bot}}) = P(z_{\text{bot}})$. We iterate until we find the right value for which this pressure condition at z_{bot} is fulfilled. Thus we have matched the simulated layer to the underlying cool disk. The temperature of the cool disk and the pressure at the mid-plane are determined as in paper I.

2.2. Moderate optical depth

Near the inner edge of a cool Shakura-Sunyaev disk at the radial distance R_i from the compact object, the surface density drops to low values. In the limit $H/R \ll 1$,

the surface density varies as $[1 - (R_i/R)^{1/2}]$. Close to the inner edge of an accretion disk, the assumption of a large optical depth is therefore not valid any more. A certain minimum optical depth is necessary, however, for efficient cooling of the disk by soft photons to be possible. In section 5 we explore cases where the total optical depth of the layer is of order unity or less. The procedure to calculate the hydrostatic balance in such cases is almost the same as in the cases of a surface layer on top of an optically thick disk. But instead of matching the computed layer to an underlying cool disk, we demand that the vertical coordinate at the bottom of the simulated layer is at $z(\tau_{\text{bot}}) = 0$, the mid-plane of the disk. We are interested in simulating the complete disk, i.e. from the upper surface to the lower surface. We do this by introducing an artificial ‘mirror’ placed at the mid-plane. All relevant physical quantities of the model are reflected at this mirror. Thus we have to compute one half space only instead of simulating the whole vertical disk structure.

3. Heating and cooling processes of the model

3.1. Proton illumination of the accretion disk

The method to calculate the electron heating rates due to proton illumination of the accretion disk is described in detail in paper I, here we give a short overview. We follow Maxwellian protons, which we place above the cool accretion disk, through the disk atmosphere. For the temperature of the protons in our model we take the local virial temperature

$$T_p = T_{\text{vir}} = \frac{GMm_p}{3k_B R} \approx \frac{156}{r} \text{ MeV}, \quad (3)$$

where G is the gravitational constant, M the mass of the black hole, m_p the proton mass, R the radius from the central object and k_B is the Boltzmann constant. r is the dimensionless radius, $r = R/R_S$, where $R_S = 2GM/c^2$ is the Schwarzschild radius.

We compute the energy loss of the protons moving at an angle θ with respect to the vertical, per unit of vertical Thomson depth. According to the theory derived by Spitzer (1962),

$$\frac{dE}{d\tau_T} = -\frac{1}{\sigma_T} \frac{4\pi e^4}{m_e v_p^2 \cos \theta} \ln \Lambda [\psi(x) - x\psi'(x)]. \quad (4)$$

Here $\ln \Lambda = \ln[(3/2e^3)(k_B^3 T_e^3 / \pi n_e)^{1/2}]$ is the Coulomb logarithm, σ_T is the Thomson cross-section, $\psi(x)$ and $\psi'(x)$ are the error function and its derivative, and $x = (m_e v_p^2 / 2k_B T_e)^{1/2}$ is the ratio of the incident proton velocity to the thermal velocity of the electrons.

The energy flux of the incident flux q_p is proportional to the density in the ADAF, which depends on its accretion rate and viscosity. Instead of using detailed models we parameterize these dependences by scaling the energy

flux of the incident protons with the local energy dissipation rate in the ADAF. Using the thin-disk expression for this dissipation rate, we set

$$q_p = fQ(R) = f \cdot \frac{3GM\dot{M}}{8\pi R^3} \cdot J(R), \quad (5)$$

where f is an adjustable numerical factor of order unity and $J(R) = 1 - (R_i/R)^{1/2}$. This scaling of the proton flux is also useful if one has a coronal model in mind instead of an ADAF. The factor f then is interpreted as the fraction of the viscous energy release that is dissipated in the corona.

We follow the protons from the corona numerically through the disk atmosphere and record the energy loss as a function of optical depth τ_T according to Eq. (4). This yields the local time dependent heating rate $\Lambda_P(\tau)$.

Compared to a relativistic expression for the energy transfer between populations of relativistic Maxwellian protons and electrons (cf. Stepney & Guilbert 1983) the classical treatment according to Spitzer’s theory is accurate to better than 5% for proton temperatures < 100 MeV (Deufel et al. 2001). Therefore we are confident that a classical approach will yield correct results for virialized protons illuminating an accretion disk.

We have not included the effects of Coulomb scattering of coronal protons with disk protons. These heating rates are almost three orders of magnitude smaller compared to heating rates from pure proton–electron interactions.

3.2. Radiative transfer

We treat the radiative transfer by solving the radiative transfer equation

$$\mu \frac{dI_{\mu,\nu}}{dz} = j_{\nu}^{\text{ff}} + j_{\mu,\nu}^c - (\alpha_{\nu}^{\text{ff}} + \alpha_{\nu}^c) I_{\mu,\nu} \quad (6)$$

where $I_{\mu,\nu}$ is the intensity as a function of frequency ν and photon angle $\mu = \cos(\theta)$, α_{ν}^{ff} is the bremsstrahlung absorption coefficient, α_{ν}^c the Compton extinction coefficient, j_{ν}^{ff} the bremsstrahlung emissivity and $j_{\mu,\nu}^c$ the Compton emissivity. The method for solving the radiative transfer equation is described in Deufel et al. (2001). From the solution of the radiative transfer equation we obtain the radiative cooling rates $\Lambda_{\text{rad}}(\tau)$.

3.3. Pair processes

As discussed below, the cases of moderate optical depth can become rather hot so that pair processes have to be included. We consider photon–photon pair production ($\gamma\gamma \rightarrow e^+e^-$) as well as pair production due to ee collisions ($ee \rightarrow eee^+e^-$) in a steady state, i.e. the pair production rate equals the pair annihilation rate.

The photon–photon pair production rate can be expressed as a quadruple integral over the dimensionless

photon energies $x_1 = h\nu_1/m_e c^2$, $x_2 = h\nu_2/m_e c^2$ and photon angles μ_1 , μ_2 , respectively (cf. Zane et al. 1995):

$$R_{\gamma\gamma} = \frac{4\pi}{h^2 c} \int dx_1 dx_2 d\mu_1 d\mu_2 \frac{I_{\mu_1, \nu_1} I_{\mu_2, \nu_2}}{x_1^2 x_2^2} F(x_+, x_-), \quad (7)$$

where $F(x_+, x_-)$ is defined as

$$F(x_+, x_-) = \int_{x_-}^{x_+} \frac{\sigma(x) x^3 dx}{\sqrt{(x_+^2 - x^2)(x^2 - x_-^2)}}, \quad (8)$$

with $x_{\pm}^2 \equiv x_1 x_2 [1 - \cos(\theta_1 \pm \theta_2)]/2$ (Stepney & Guilbert 1983). The pair cross-section $\sigma(x)$ is (Jauch & Rohrlich 1976)

$$\sigma(x) = \frac{1}{2}(1-\beta^2) \left[(3-\beta^4) \log \left(\frac{1+\beta}{1-\beta} \right) - 2\beta(2-\beta^2) \right], \quad (9)$$

with $\beta \equiv \sqrt{x^2 - 1}/x$.

In our models we have simplified the above integral by replacing the intensities by their corresponding mean-intensities: $I_{\mu_1, \nu_1} \rightarrow J_{\nu_1}$ and $I_{\mu_2, \nu_2} \rightarrow J_{\nu_2}$. For any given value of $y \equiv x_1 x_2$ we can now evaluate the function $G(y) \equiv \int F(x_+, x_-) d\mu_1 d\mu_2$, which is independent of the radiation field, and which can be tabulated and stored beforehand. The pair production rate now reduces to

$$R_{\gamma\gamma} \approx \int G(x_1 x_2) J_{\nu_1} J_{\nu_2} dx_1 dx_2. \quad (10)$$

Thus the quadruple integral is reduced to a double integral, which is much faster to evaluate. An accurate evaluation of this integral can be made by writing $dx_1 dx_2 = x_1 x_2 d \log(\sqrt{x_1 x_2}) d \log(x_1/x_2)$, since the function $G(x_1 x_2)$ is independent of x_1/x_2 .

The pair production rate due to electron–electron collisions is e.g. given in Svensson (1982) as

$$\dot{n}_+^{ee} = (n_+ + n_-)^2 c r_e^2 P_{ee}(\theta) \quad (11)$$

where we have introduced $\theta = kT_e/m_e c^2$ and

$$P_{ee} = \frac{1}{2} \alpha_f^2 \frac{28}{27\pi} (2 \ln 2\theta)^3 \quad (12)$$

Here α_f is the fine structure constant. This production rate is only included for $\theta > 0.6$.

The pair annihilation rate is also given by Svensson (1982) as

$$\dot{n}_+^{\text{an}} = n_+ n_- c r_e^2 A(\theta), \quad (13)$$

where

$$A(\theta) = \frac{\pi}{1 + 2\theta^2 / \ln(2\eta\theta + 1.3)}, \quad (14)$$

$\eta \simeq 0.56146$. Now we can set up the pair balance equation in the stationary case,

$$R_{\gamma\gamma} + n^2 c r_e^2 [(2z + 1)^2 P(\theta) - z(1 + z)A(\theta)] = 0. \quad (15)$$

We have used the charge neutrality condition $n_- = n_+ + n$ and $z = n_+/n$ is the ratio of the pair number density to the proton number density n . Eq. (15) is a quadratic equation for the pair fraction z . The positive root of this equation is

$$z(\tau) = \frac{1}{2} \left[-1 + \frac{\sqrt{A(\theta) c n^2 r_e^2 + 4R_{\gamma\gamma}}}{n r_e \sqrt{c} \sqrt{A(\theta) - 4P(\theta)}} \right] \quad (16)$$

The additional electrons from pair production serve as further scattering partners for the Coulomb collisions and the Compton scattering. Effects due to electron–positron bremsstrahlung are not included nor is a treatment of the annihilation line.

3.4. Energy balance from heating and cooling

We begin our computation with an isothermal temperature profile in hydrostatic equilibrium according to Sect. 2. The initial temperature throughout the layer is T_d (see paper I) for the thick disks and we set $T_e = 1$ keV for disks with moderate optical depths. The solutions do not depend on the initial temperature profile. First we calculate the heating rates $\Lambda_p^+(\tau)$ from the Coulomb interactions and the cooling rates $\Lambda_{\text{rad}}^-(\tau)$ due to the radiative processes bremsstrahlung and multiple Compton scattering. Additionally the energy redistribution due to electron thermal conductivity is included as in Deufel et al. (2001). This gives a rate $\Lambda_{\text{cond}}(\tau)$.

The equilibrium is computed following the time evolution of the layer until a balance between the heating and cooling processes is obtained. In the optically thick models, the time scales for approaching equilibrium turn out to be a sharp function of depth in the model. To deal with this, an adaptive time stepping process is used in which the time step depends on both time and depth in the model. Stability of this process was obtained by scaling this step with the shortest of the energy exchange time scales associated with the contributing heating and cooling processes. With this procedure the time evolution of the model is not realistic, but the final equilibrium obtained is. For the cases with moderate optical depth we use a depth-independent time step. In these cases, the time evolution of the model is also realistic.

The total change of enthalpy per time step as function of optical depth can then be expressed by

$$\frac{\Delta w(\tau)}{\Delta t} = \rho c_p \frac{\Delta T(\tau)}{\Delta t} = \Lambda_p^+(\tau) + \Lambda_{\text{rad}}^-(\tau) + \Lambda_{\text{cond}}(\tau), \quad (17)$$

where c_p is the specific heat at constant pressure.

Now the change of temperature as a function of optical depth can be calculated. With the new temperature profile the hydrostatic structure is updated according to Sect. 2. We follow the simulation until the Coulomb heating is balanced by the radiative cooling and energy redistribution due to electron conductivity. The energy balance of all our computations is better than 10%.

4. Results of the model computations

4.1. Proton illumination of cool disks in BH and AGN

For the thick disks we use the same model parameters as in paper I, i.e. the accretion luminosity $L = 0.1L_{\text{Edd}}$, the viscosity parameter $\alpha = 0.1$ and the fraction of the energy released in the virialized atmosphere $f = 0.95$. The mass of the galactic BH is $M_{\text{BH}} = 8M_{\odot}$ and the mass of the AGN is $M_{\text{AGN}} = 8 \times 10^6 M_{\odot}$.

Fig. 1 shows the solution at $r = 10$ for a proton energy flux of $F_p = 8.1 \times 10^{21} \text{ erg cm}^{-2} \text{ s}^{-1}$, $T_p = 15.6 \text{ MeV}$. The cool disk is separated by a sharp temperature front from a hot part at an optical depth of order unity. This step like temperature profile is much more pronounced compared to the results of paper I. The temperature of the hot part is $T_e \approx 60 \text{ keV}$. The hot layer acts as an effective Comptonizing region and a hard spectrum is emitted. The power law index of the BH spectra in $EF(E)$ is $s \approx 0.2$. At the soft end of the spectrum there is an excess of soft photos with respect to a blackbody with equivalent energy flux. This excess is due to a ‘reverse photosphere effect’, as explained in Deufel et al. (2001).

The upper right panel of Fig. 1 shows the heating and cooling rates. In the narrow transition zone ($\Delta\tau \approx 0.1$) between the hot top and the cool bottom electron conductivity is not negligible. Elsewhere conductivity plays no role for the energy balance.

The geometrical depth of the heated layer is $z_{\text{tot}} \approx 6 \times 10^5 \text{ cm}$. This is small compared to the distance from the compact object ($R = 2.3 \times 10^7 \text{ cm}$). Thus a cool disk with a proton heated skin on top of it can still be considered a ‘thin’ disk.

Fig. 2 shows the dependence of the emergent spectrum and the temperature profile on the distance from the compact object in the galactic BH case. We obtain a result comparable to paper I, i.e. with increasing distance the temperature of the hot part increases somewhat, whereas the optical depth of the heated layer decreases. A discussion of these effects can be found in paper I.

For distances $R > 50R_S$ from the galactic BH we could not find heated solutions. With increasing distance from the central object the proton temperature ($\propto R^{-1}$) as well as the proton energy flux ($\propto R^{-3}$) decrease. In these conditions we find solutions in which the energy supplied by the incident protons is thermalized directly in the cool disk by bremsstrahlung, without forming a hot surface layer. It is likely that a very thin ($\tau \ll 0.01$) hot layer still forms in these conditions, but we are unable to resolve it with the present method. This is indicated by the existence of thin hot atmosphere solutions at low incident energy flux in the case of protons heating a neutron star surface (Zampieri et al. 1995; Deufel et al. 2001). It probably also occurs in the present case, but since these thin layers at large distances from the hole do not contribute much to the overall spectrum, we have not pursued this further.

Fig. 3 shows the dependence of the emergent spectrum and the temperature profile on the distance from the com-

pact object in the AGN case. We obtain slightly different solutions compared to our results in paper I. The optical depth of the heated layer is smaller ($\tau \lesssim 0.5$), the temperature of the hot part is $T_e \approx 70\text{--}90 \text{ keV}$. Again a steep temperature jump separates it from the cool disk underneath. Due to the smaller optical depth of the heated layer Comptonization is not as efficient. A significant fraction of the incident ions passes through the hot layer and thermalizes in the cool disk underneath. This increases the soft photon flux relative to the Comptonized flux, and produces a steeper spectrum. The index of the AGN spectra in $EF(E)$ is $s \approx 0.6$. Our model does not produce heated solutions at distances $R > 20R_S$ from the compact object, though heated atmospheres might exist at very small optical depths (see note above).

5. Proton illumination of disks with moderate optical depth

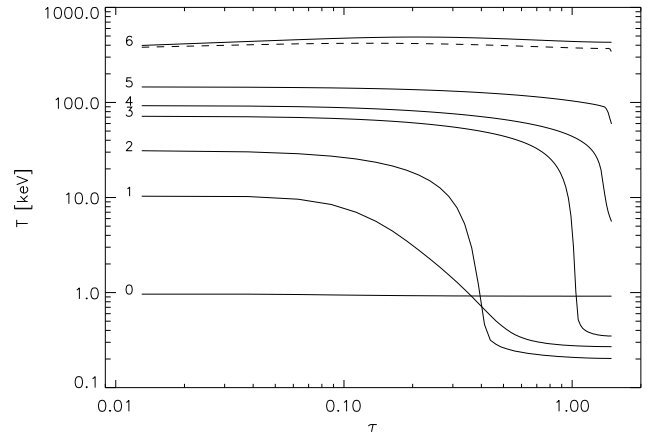


Fig. 5. Evolution from a cool disk to a warm disk by exposure to virialized protons at $r = 10$. Initial temperature $T_e = 1 \text{ keV}$. The numbers at the lines denote the sequential stages, referred to in the text. The final stage [6] shows an equilibrium at $T_e \approx 400 \text{ keV}$. The dashed line shows the temperature profile after one dynamical time-scale.

The temporal evolution of an initially cool ($T_e = 1 \text{ keV}$), thin disk with an optical depth $\tau_{1/2} = 1.5$ (measured from the surface to the mid-plane) at $r = 10$ for the BHC case is shown in Fig. 5. The energy flux from the virialized protons is $F_p = 8.1 \times 10^{21} \text{ erg cm}^{-2} \text{ s}^{-1}$. In the beginning the temperature of the top layers increases due to the impinging hot protons, whereas the mid-plane region cools due to bremsstrahlung [stage 0–2, Fig. 5]. As the top layers are heated, the stopping power of the plasma decreases and the protons penetrate deeper into the disk. Eventually hot protons reach the mid-plane region and proton heating overcomes bremsstrahlung cooling even there [3]. At this stage no effective cooling mechanism is present and the temperature continues to rise everywhere in the disk [4–5]. At temperatures $kT \gtrsim 200 \text{ keV}$

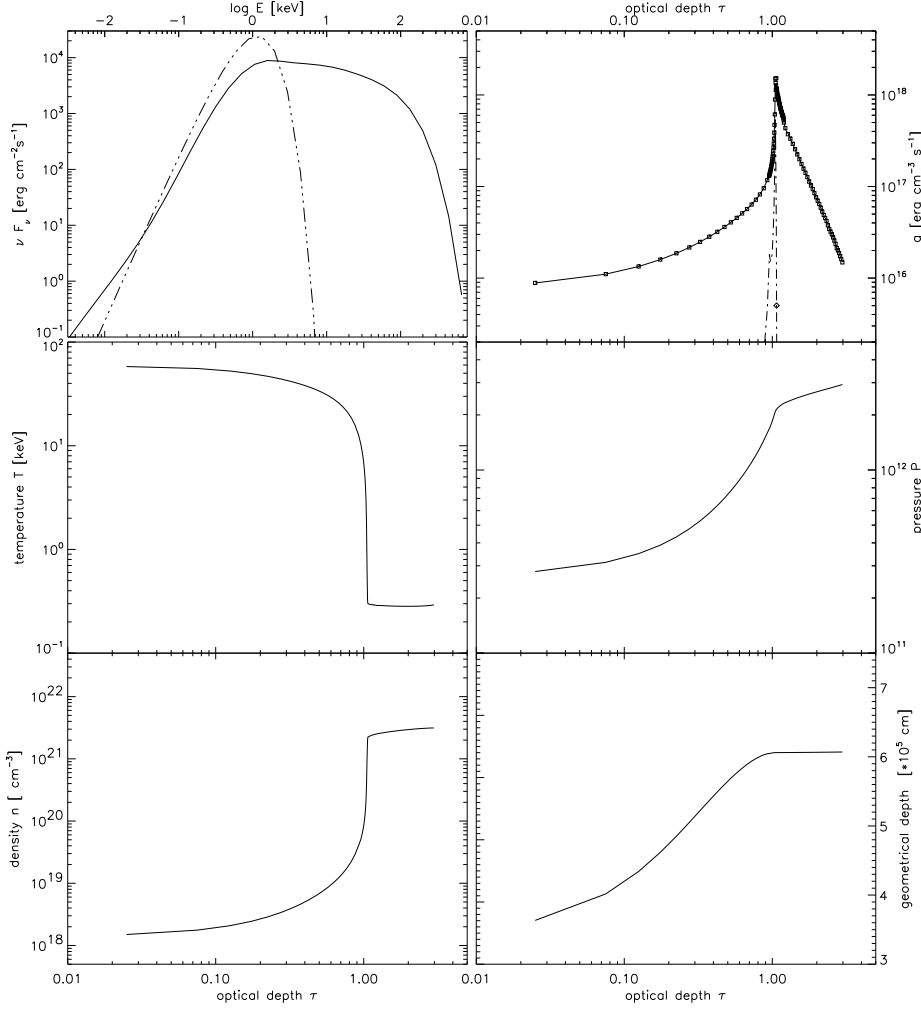


Fig. 1. X-ray spectra of proton-illuminated optically thick cool disks. Upper left panel: emergent model spectrum (solid line) and blackbody with temperature according to proton energy flux (dotted-dashed line); upper right panel: combined heating rates from proton heating and electron thermal conductivity (solid line) and radiative cooling rates due to Comptonization and bremsstrahlung (squares) - the dotted line shows the rates from electron conductivity alone; lower panels show from left to right and from top to bottom the electron temperature T_e , pressure P , electron density n_e and the geometrical depth of the layer z/R , for a solution with $F_p = 8.1 \times 10^{21} \text{ erg cm}^{-2} \text{ s}^{-1}$, $T_p = 15 \text{ MeV}$, $M = 8M_\odot$, $R = 10R_g$

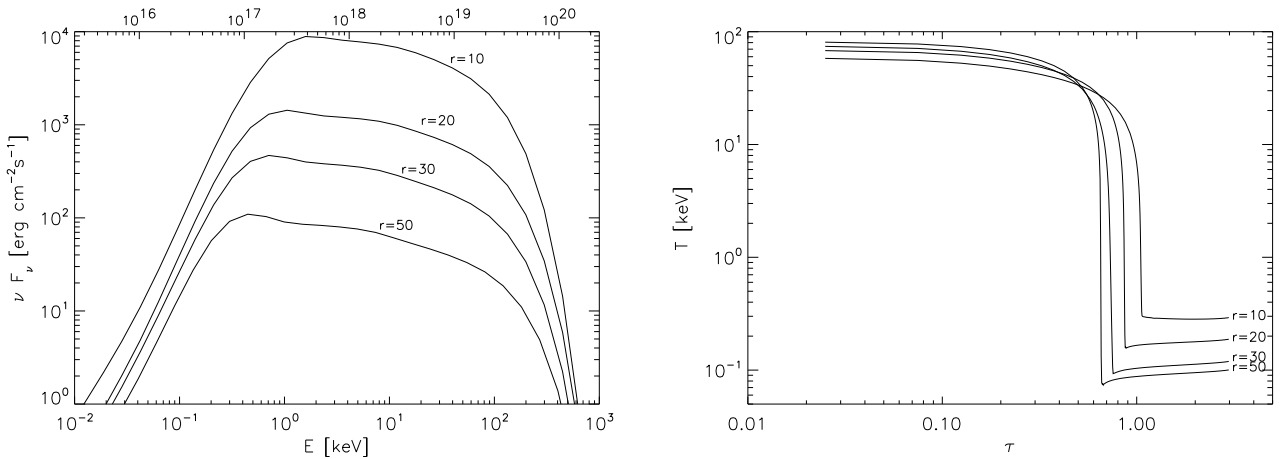


Fig. 2. Dependence of the emergent model spectra and the temperature profiles on the distance from a galactic BH with $M = 8M_\odot$. The surface temperature of the disk increases slightly with distance, whereas the optical depth of the hot surface layer decreases.

pair production becomes more and more important. The extra electrons serve as additional scattering partners for the Coulomb collisions with the protons and the photons of the radiation field. Thus pair production limits the maximum attainable temperatures, and the disk ad-

justs to a new equilibrium state [6] at a temperatures $T_e \simeq 400 \text{ keV}$. The dashed line in Fig. 5 shows the temperature profile after one dynamical time-scale at that radius, $t_d = 1/\Omega_K \simeq 3.5 \times 10^{-3} \text{ s}$.

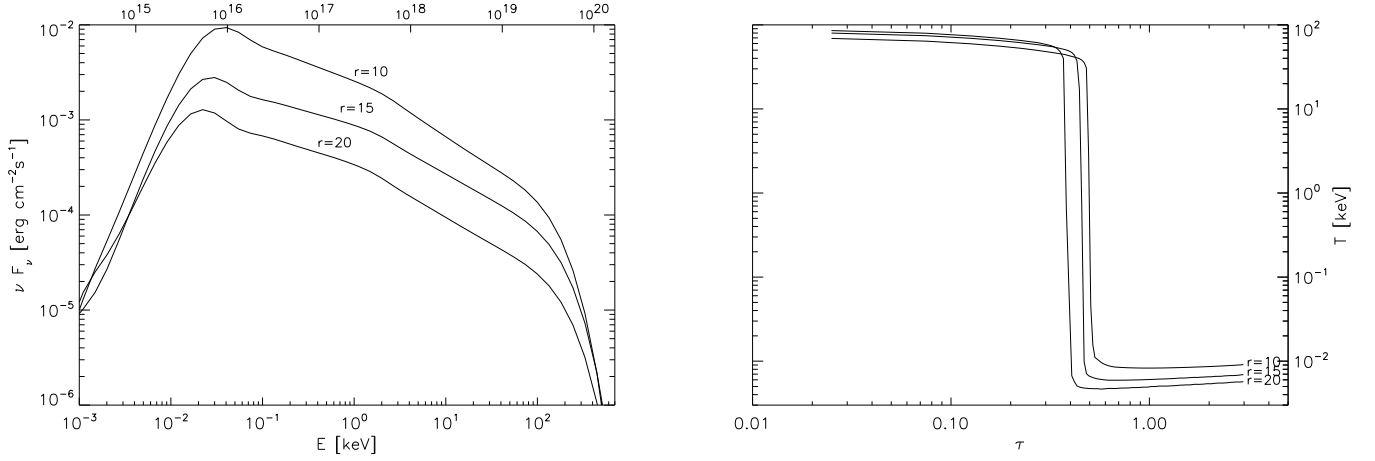


Fig. 3. Dependence of the emergent model spectra and the temperature profiles on the distance from the hole in the AGN case with $M = 8 \times 10^6 M_\odot$. The optical depth of the hot part is much smaller than in the galactic BH cases.

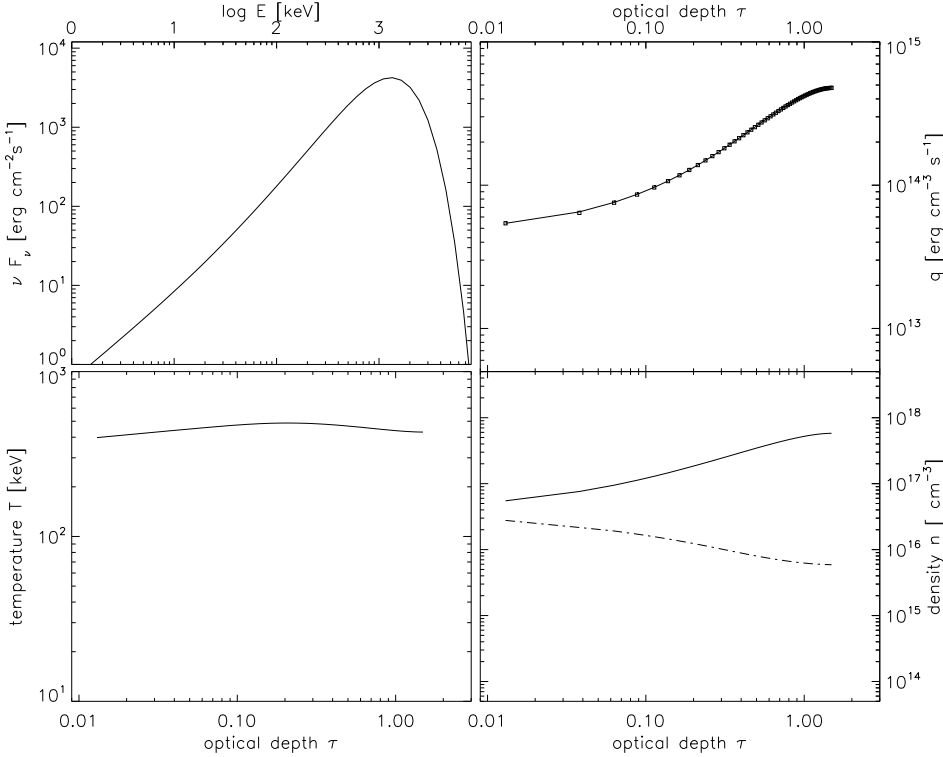


Fig. 4. A ‘warm disk’, of optical depth 1.5, externally heated by ion illumination. Upper left panel: emergent model spectrum; upper right panel: heating rates from proton heating (solid line) and combined radiative cooling rates from Comptonization, bremsstrahlung and pair processes (squares); lower left panel: electron temperature T_e ; lower right panel: proton number density (solid line) of the layer and pair number density (dashed line).

Fig. 4 shows an overview of that solution. The pair number density z at the top of slab reaches $z \approx 50\%$ of the proton number density and drops off at the mid-plane to $z \approx 1\%$. The spectrum of such a thin proton heated disk peaks at ≈ 1000 keV. We refer to those disks as *warm disks*. They are still considerably cooler than the local virial temperature.

Fig. 6 shows the dependence of the equilibrium temperature profile on the initial optical depth of the layer and the distance from the central object. With increasing distance the proton energy flux as well as the proton penetration depth decreases. A cool disk can therefore be transferred into the warm state only within a certain distance from the BH. If the hot protons do not reach the mid-plane anymore, a cool interior can be maintained which loses

its energy very efficiently via bremsstrahlung, as the hot layers above are optically thin. Our model computations show that at $r = 15$ a thin disk can maintain a cool interior for $\tau_{1/2} = 1.5$ whereas at $r = 10$ a disk with $\tau_{1/2} = 1.5$ switches into the warm state.

The temperature of the warm state also depends on both the distance and the overall optical depth of the layer. For $\tau_{1/2} = 1$ and $r = 10$ our model predicts a temperature of ≈ 1 MeV. At such temperatures our classical proton heating formalism starts deviating from the correct relativistic expression. The classical treatment underestimates the proton–electron heating rates at high temperatures (Deufel et al. 2001). But further pair processes and radiative cooling terms should also be included (see below), which again limits the maximum temperatures.

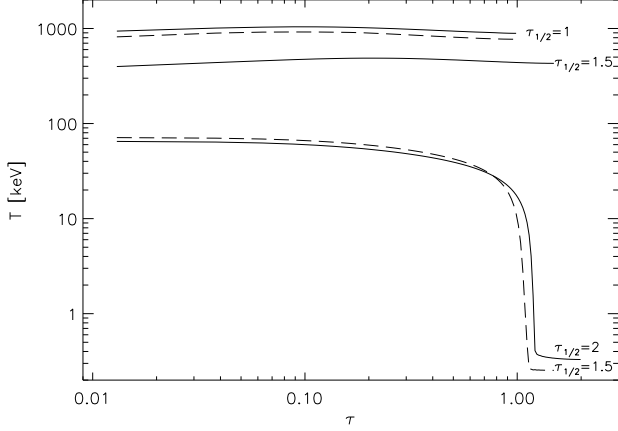


Fig. 6. Equilibrium temperature profiles of warm disks exposed to virialized protons at $r = 10$ (solid line) and $r = 15$ (dashed line) with different initial optical depths $\tau_{1/2} = 2, 1.5, 1$ for $r = 10$ and $\tau_{1/2} = 1.5, 1$ for $r = 15$.

The transition from a cool disk to the warm state also takes place in AGNs. For the above AGN parameters (see Sect. 4.1) we find the transition to occur for $\tau_{1/2} \lesssim 0.2$ at $r \lesssim 10$. The temperatures of the warm state are in the MeV range. At such temperatures ($\theta > 1$) our treatment of the pair processes and the radiation field needs more scrutiny. Further pair production processes should be included ($\gamma e \rightarrow ee^+e^-$, $ep \rightarrow epe^+e^-$) as well as additional radiative cooling terms (bremsstrahlung from e^+e^- and $e^\pm e^\pm$ collisions). These will further limit the maximum attainable temperatures. Therefore we do not think that temperatures of several MeV found in our simulation of the warm state in AGNs are realistic. The important result of our investigation is that the transition is not only restricted to the BHCs but also takes place in AGNs. But compared to the BHCs the transition in the AGNs occurs in a more narrow zone around the BH (in terms of Schwarzschild radii) and the vertical extend (in terms of Thomson optical depths) is smaller.

6. Discussion and conclusions

We have investigated a model for the production of a hard spectral component ($h\nu \gg 1\text{keV}$) from a cool disk around a compact object. The model assumes that a standard cool accretion disk is surrounded by a hot atmosphere. This atmosphere can either be due to an ion supported accretion flow (ADAF) which partially overlaps in radial extent with the cool disk or to a hot corona which is e.g. magnetically heated (e.g. di Matteo et al. 1999). For the actual calculations presented here, we have used parameters representative for ADAFs. Fast protons from this atmosphere interact with the cool disk material and produce a warm ($\sim 80\text{ keV}$) surface layer, where soft photons from the cool disk are Comptonized. We have considered two cases in detail: a disk around an $8M_\odot$ black hole (galactic

BHC case), and an AGN case with an $8 \cdot 10^6 M_\odot$ black hole.

We find that the response of the cool disk to proton illumination depends on its optical thickness. At sufficient thickness ($\tau \gtrsim 1.5$) the cool disk is able to effectively reprocess incoming energy flux into soft photons. Here, a two-layer structure develops, consisting of a warm surface layer of depth $\tau \sim 1$ on top of a cool disk. At lower total optical depth, the soft photon emissivity is insufficient to cool the disk and the disk heats up, by the proton energy flux, to an approximately isothermal layer of intermediate (a few 100 keV) temperatures. We call these cases *warm disks*: their temperature is higher than an accretion disk radiating as a black-body, but still much lower than the virial temperature.

In the optically thick case, the energy balance between the warm surface layer and the cool disk is like that in the Haardt-Maraschi (1991, 1993) model of a corona over a cool disk. For geometrical reasons about half of the Comptonized photons is reprocessed by the cool disk, the other escapes. The Compton y -parameter adjusts such that the amplification factor matches this requirement. This balance regulates the temperature of the layer, while its optical depth is determined by the penetration depth of the protons. The balance is strongly self-regulating: the temperature and optical depth of the warm layer depend little (within limits) on temperature and energy flux of the incident protons, so that also the shape of the emergent X-ray spectrum varies little (see Haardt and Maraschi 1993, and paper I for a more detailed discussion).

We find that the existence of these proton-heated surface layers is limited to the innermost regions $r \lesssim 50$ of the disk. At larger distances from the hole, the optical depth of the warm layer drops rapidly, and its contribution to the spectrum becomes small.

For our BHC case the temperature and optical depth of the warm layer are in the right range to produce spectra with the main features of black hole binaries in their hard states. In the AGN case, the Comptonization is less strong, and the hard spectral component somewhat steeper (photon index around 2.6) than in the BHC case (index around 2.2). In both the BHC and AGN cases the spectra cut off around 200 keV. The maximum distance from the hole where a significant warm layer is formed is somewhat smaller in the AGN case ($R_{\text{max}}/R_s \approx 20$) than in the BHC case ($R_{\text{max}}/R_s \approx 50$). This is due to the lower energy flux per unit of surface area, and the reduced penetration depths in the cooler AGN disks (see also Deufel et al. 2001).

Near the inner edge of a cool accretion disk (at the distance R_i from the hole), its optical depth becomes small (in the thin disk limit, it varies by the well known factor $f = [1 - (R_i/R)^{1/2}]$). Though the optical depth of a cool accretion disk is generally substantial at the accretion rates inferred for BHC and AGN, there is always a region of low optical depth near the inner edge. This is also where the disk would be exposed to the largest proton energy flux from an ADAF or corona. At optical depths $\tau_{1/2} \lesssim 1.5$ we

find that an initially cool disk heats up to a new equilibrium with nearly uniform temperatures of a few 100 keV (Fig. 5). The transition takes place in a time of the order of the dynamical time scale $1/\Omega$. Initially, the protons are stopped in the cool layers before reaching the midplane. Due to the thermal expansion of the plasma the electron densities drop, and as a consequence the proton heating finally overcomes the cooling by bremsstrahlung ($\sim n_e^2$). A new equilibrium is found when pair production sets in. The pairs add to the optical depth of the layer and increase the radiative loss of the plasma (by Comptonization) until it matches the input by proton heating.

Our solutions are local equilibria for conditions at a given distance from the hole. In disks in which the optical depth is low ($\lesssim 1$) near the inner edge but at least a few at larger distance, proton heating would produce our warm disk structure of approximately uniform temperature in a (possibly narrow) zone near the inner edge. Further out it would instead produce a warm surface layer overlying the cool disk. Both regions would contribute to the overall X-ray spectrum.

Since the energy flux by proton heating is highest near the inner edge, the warm disk component at that location could contribute significantly to the overall spectrum even if its radial extent is limited. In our solutions, it would add a very flat component (photon index around 1, up to about 1 MeV, Fig. 4), so the overall spectral index could be significantly less than 2, as observed in some of the hardest spectra. The warm surface layers over the cool disk do not have such flat spectra (Fig. 2), and alone can not explain the hardest observed spectra (with indices around 1.5). The combination has the potential to explain the entire range of observed hard spectra, but for a quantitative result the radial structure of a proton-illuminated disk needs to be treated in more detail.

In this context we note that our warm disk solutions ignore a potentially important cooling mechanism, namely Compton cooling by soft photons from a cool disk. Though there are no cool regions internally in the warm disk, the nearby cool disk at larger radii produces a soft photon flux. A fraction of this flux could travel radially, illuminating the warm disk region. The flux of such soft photons is probably small, since the disk is thin at all radii and the radial optical depths therefore large. For quantitative assessment a two-dimensional radiative transfer model has to be developed, which is outside the scope of the present treatment.

The warm disk solution has a combination of temperature and optical depth just in the region where a normal, internally heated disk cannot exist. In such disks, the (T, τ) combination characterizing our warm disks would lie on the SLE (Shapiro-Lightman-Eardley) branch of accretion flows, which is thermal/viscously unstable. The combination is quite stable in our warm disk solution precisely because it is not heated internally but externally by the incident protons. In this context it is interesting that model fits of low/hard states in terms of stationary ADAF models sometimes yield parameter combinations

on the unstable SLE branch (for example in XTE 1118+480 as analyzed by Frontera et al. 2001, in preparation). We interpret this as a strong indication for the existence of our warm disk solutions.

The physics of the warm disk solutions presented here has further interesting consequences. In anticipation of results to be given in more detail in a future paper, we note here that at the temperatures and densities in our warm disks, the time scale for establishing thermal equilibrium between the electrons and the protons in the disk (not the illuminating protons) is not short compared to the dynamical time scale any more. Any mechanism which now provides energy to the disk protons faster than they can exchange energy with the disk electrons would give rise to a heating of the disk protons and, depending on the temperature and density dependence of such a process, might lead to runaway heating of the protons. Two energy channels immediately come to mind: proton-proton interactions, i.e. heating of the disk protons by the penetrating external protons, and internal viscous heating according to standard disk theory. We have neglected these here, as their energetic contribution is negligible in our model (the main energy channel is from the incident protons to the radiation field, via the disk electrons). If such an instability exists, it might heat the disk protons sufficiently for the disk to expand and feed its mass into the surrounding ADAF.

Acknowledgements. This work was done in the research network ‘Accretion onto black holes, compact stars and proto stars’ funded by the European Commission under contract number ERBFMRX-CT98-0195.

References

- Alme, M. L. & Wilson, J. R. 1973, ApJ, 186, 1015
- Deufel, B., Dullemond, C. P., & Spruit, H. C. 2001, submitted to A&A
- Deufel, B. & Spruit, H. C. 2000, A&A, 362, 1, paper I
- di Matteo, T., Celotti, A., & Fabian, A. C. 1999, MNRAS, 304, 809
- Dove, J. B., Wilms, J., Maisack, M., & Begelman, M. C. 1997, ApJ, 487, 759+
- Esin, A. A., McClintock, J. E., & Narayan, R. 1997, ApJ, 489, 865+
- Haardt, F. & Maraschi, L. 1991, ApJ Lett., 380, L51
- . 1993, ApJ, 413, 507
- Haardt, F., Maraschi, L., & Ghisellini, G. 1994, ApJ, 432, L95
- . 1997, ApJ, 476, 620
- Jauch, J. M. & Rohrlich, F. 1976, The theory of photons and electrons. The relativistic quantum field theory of charged particles with spin one-half (Texts and Monographs in Physics, New York: Springer, 1976, 2nd ed.)
- Nakamura, K. & Osaki, Y. 1993, PASJ, 45, 775
- Narayan, R. & Yi, I. 1994, ApJ Lett., 428, L13
- . 1995a, ApJ, 444, 231

- . 1995b, *ApJ*, 452, 710
- Pozdnyakov, L. A., Sobel, I. M., & Syunyaev, R. A. 1983, *Astrophysics and Space Physics Research*, 2, 189
- Rees, M. J., Phinney, E. S., Begelman, M. C., & Blandford, R. D. 1982, *Nat*, 295, 17
- Ross, R. R. & Fabian, A. C. 1993, *MNRAS*, 261, 74
- Shakura, N. I. & Sunyaev, R. A. 1973, *A&A*, 24, 337
- Shapiro, S. L., Lightman, A. P., & Eardley, D. M. 1976, *ApJ*, 204, 187
- Spitzer, L. 1962, *Physics of fully ionized gases* (New York: Wiley)
- Spruit, H. C. 1997, in *Berlin Springer Verlag Lecture Notes in Physics*, Vol. 487, 67–76
- Spruit, H. C. & Haardt, F. 2000, *MNRAS*, 315, 751
- Stepney, S. & Guilbert, P. W. 1983, *MNRAS*, 204, 1269
- Sunyaev, R. A. & Titarchuk, L. G. 1980, *A&A*, 86, 121
- Svensson, R. 1982, *ApJ*, 258, 335+
- Svensson, R. & Zdziarski, A. A. 1994, *ApJ*, 436, 599
- Turolla, R., Zampieri, L., Colpi, M., & Treves, A. 1994, *ApJ Lett.*, 426, L35
- Zampieri, L., Turolla, R., Zane, S., & Treves, A. 1995, *ApJ*, 439, 849
- Zane, S., Turolla, R., Zampieri, L., Colpi, M., & Treves, A. 1995, *ApJ*, 451, 739+
- Zel'dovich, Y. B. & Shakura, N. I. 1969, *Soviet Astron.-AJ*, 13, 175, ZS69