

**\*\*TITLE\*\***

*ASP Conference Series, Vol. \*\*VOLUME\*\*, \*\*PUBLICATION YEAR\*\**

**\*\*EDITORS\*\***

## Enrichment of the Intergalactic Medium by the Milky Way Subgroup

Leticia Carigi

*Instituto de Astronomía, UNAM, Apdo. Postal 70-264, CP 04510, México DF, Mexico*

**Abstract.** I study the effect of the galaxies of the Milky Way subgroup on the chemical enrichment of the diffuse gas within the Local Group. The preferred model predicts that the present-day intergalactic medium mass is  $1/22$  of the initial baryonic mass and its metallicity is  $1/20 Z_{\odot}$ . Nearly 80 % of intergalactic metals were produced in the Galactic bulge.

### 1. Introduction

The Local Group is made up of four subgroups: the Milky Way, M31, the Local Group Cloud, and NGC 3109.

In this paper I will focus the attention only on the Milky Way subgroup (MWS). This subgroup consists of our galaxy and 13 satellite galaxies: two irregular galaxies (Small and Large Magellanic Clouds), one dwarf irregular galaxy (Leo A), and 10 dwarf spheroidal galaxies (Sculptor, Phoenix, Fornax, Carina, Leo I, Sextans, Leo II, Ursa Minor, Draco, Sagittarius).

The properties of the intergalactic medium (IGM) of the Local Group are unknown, and its density may be negligible. In this work, I predict chemical properties for the near IGM, based on chemical evolution models computed for the Milky Way and its neighboring galaxies.

### 2. Chemical Evolution Models

#### 2.1. Galactic Assumptions

Every chemical evolution model of those galaxies that form the MWS has an age of 13 Gyr and includes the following common assumptions:

i) Galaxies are formed by gradual gas accretion of primordial material, which rate decreases exponentially in time with an e-folding constant ( $\tau$ ), which is different for each galaxy.

ii) The adopted IMF (Kroupa, Tout & Gilmore 1993) covers the mass range between  $0.01$  and  $120 M_{\odot}$ .

iii) Yields by Maeder (1992) and Renzini & Voli (1981) are used.

The star formation rates and outflows are not different among the models and they will be explained in detail for each type of galaxies.

Since mass loss through galactic winds is the physical process considered in the chemical enrichment of the IGM gas, in this section a general review of

the models for the galaxies forming the MWS will be given, making emphasis on those galaxies that experiment galactic winds.

Galactic winds are powered by supernovae of Types I and II: These SNe heat the interstellar medium and when the thermal energy in the gas is higher than the potential energy, the gas is blown away and the star formation stops.

The **Milky Way galaxy** is modeled by 3 components: halo, bulge and disk.

The chemical evolution model for the *Galactic disk* is taken from Carigi (2000). The *Halo* collapses very quickly, with  $\tau = 0.01$  Gyr, reaching  $2 \times 10^9 M_\odot$  in 0.7 Gyr. Most of the models of the halo and the disk do not predict or assume the presence of galactic winds.

The *Galactic bulge* model is similar to that of Mollá, Ferrini, & Gozzi (2000). The initial baryonic and dark matter masses inside the bulge radius (2 kpc) are  $2 \times 10^{10} M_\odot$  and  $2 \times 10^9 M_\odot$ , respectively. The bulge is built quickly with  $\tau = 1$  Gyr. The star formation rate is proportional to the gas mass, with an efficiency factor equal to  $20 \text{ Gyr}^{-1}$ .

The **irregular galaxies** are modeled by the closed-box approximation (or  $\tau$  very short  $\sim 0.001$  Gyr). The star formation rate is proportional to the gas mass. Carigi, Colín, & Peimbert (1999) and Larsen, Sommer-Larsen, & Pagel (2001) have found that O enriched winds are ruled out for this type of galaxies. Carigi et al. (1995) also discard galactic winds because they predict a high amount of ejected mass, which is not detected. Nevertheless, Larsen et al. (2001) obtained that some dIrr can be explained by galactic winds.

Four of the Local **dwarf spheroidal galaxies** (Carina, Leo I, Leo II, and Ursa Minor) are modeled considering the star formation rates from Hernández, Gilmore, & Valls-Gabaud (2000). This SFR is characterized by a series of smooth bursts. Based on the star formation history, these galaxies are classified in two types: single burst (Leo II and Ursa Minor) and two main bursts (Carina and Leo I). A secondary and constant infall have been assumed only for dSph galaxies with double burst.

Carigi, Hernández, & Gilmore (2001) computed the amount and abundances of gas expelled by galactic winds in these four dSphs. We have assumed that a galactic wind occurs, at a time  $t_{wind}$ , immediately after the maximum of a burst.

In the literature there are no chemical evolution models for the rest of the Local dSphs, nor star formation histories to make models. For that reason, the wind masses and chemical abundances of Sculptor, Phoenix, Fornax, Sextans, Draco, and Sagittarius were obtained by linear interpolation and extrapolation, according to the dynamical mass, of the values computed by Carigi et al. (2001). For these 6 galaxies, the time of each galactic wind was estimated using the relative SFR showed by Mateo (1998), for  $t_{wind}$  I adopted the age indicated by main sequence stars. Again, these galaxies were classified as single or double burst. Mateo (1998) and Carigi et al. (2001) have considered a galactic age of 15 Gyr, but in this work the  $t_{winds}$  have been adjusted to a galactic age of 13 Gyr.

Based on these chemical evolution models for galaxies, I conclude that **winds are important in: the Galactic bulge and dwarf spheroidal galaxies**

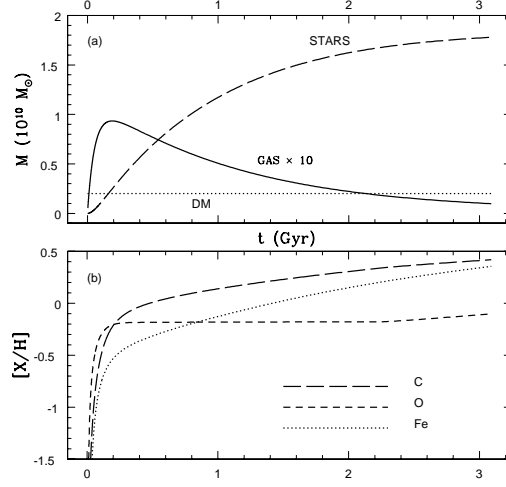


Figure 1. Predictions of the Galactic bulge model before the galactic wind occurs. a) Dark matter, gas, and stellar masses as a function of time. b) Time evolution of the abundances ratios.

## 2.2. Intergalactic Assumptions

I assumed that the MWS is built from an initial baryonic mass  $M_B(0) = 8 \times 10^{10} M_{\odot}$ , which is higher than the sum of the luminous masses of the galaxies that form this subgroup, that amounts to  $7.7 \times 10^{10} M_{\odot}$ .

The baryonic gas mass evolves as

$$\dot{M}_B(t) = W(t) - A(t), \quad (1)$$

where  $A$  is the accretion rate that formed the galaxies and  $W$  is the rate of returned material to the IGM from galaxies through galactic winds,  $W(t) = \sum_i M_{wind}^i \delta(t - t_{wind}^i)$ . Infall stops when the galactic wind occurs. I do not consider mergers of galaxies or transference of material between galaxies.

The  $j$ -element abundance of intergalactic gas,  $X_j$ , evolves as

$$X_j(t)M_B(t) = - \int_0^t X_j^A(t')A(t')dt' + \int_0^t X_j^W(t')W(t')dt' + M_B(0)X_j(0), \quad (2)$$

where  $X_j^A$ , and  $X_j^W$  are the  $j$ -element abundances in the accreted gas and the galactic winds, respectively. I assume primordial values for the intergalactic gas initial abundances. The infall abundance should be equal to  $X_j$ , but in this work I assumed it to be primordial. This fact may affect the chemical evolution of slow-formation galaxies, like the Galactic disk or in the second episode of formation of dSphs. The predicted metallicity in these galaxies would be slightly higher, while the IGM metallicity slightly lower.

In order to relate the time in chemical evolution models of the galaxies with redshift ( $z$ ), I have assumed the  $\Lambda$ CDM model with  $\Omega_m = 0.3$ ,  $\Omega_{\Lambda} = 0.7$ , and  $h = 0.65$ . The age of the universe in this model is 14.5 Gyr, and since the age

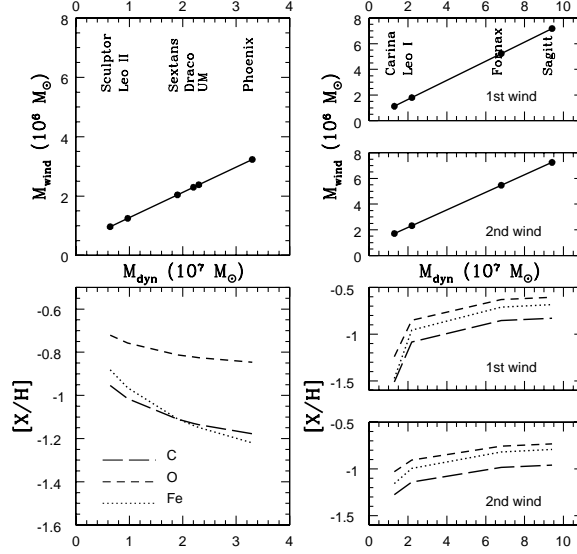


Figure 2. Predictions for MW dSphs. Mass ejected by winds and abundance ratios versus dynamical mass.

of the MWS galaxies is 13 Gyr, the galaxies started building 1.5 Gyr after the Big Bang.

### 3. Results

In this section I present the model results for the Galactic bulge, the dSph galaxies, and the chemical evolution for the intergalactic gas inside the MWS.

#### Galactic Bulge

Figure 1 presents, before the galactic wind happens, the Galactic bulge evolution of: a) gas, stellar, and dark matter masses; and b) abundance ratios in the gas. The predicted abundances are in agreement with the observed values for most of the stars (Mc William & Rich 1994).

The galactic wind occurs at  $t_{wind} = 3$  Gyr, transporting  $1 \times 10^8 M_{\odot}$  of gas to the IGM, with C, O, Fe, and  $Z$  abundances equal to 7.2, 5.9, 2.7, and  $24.2 \times 10^{-3}$ , respectively. The  $t_{wind}$  depends, mainly, on the amount of non-baryonic mass inside the bulge radius. Results for another amount of dark matter are presented in the intergalactic gas subsection.

#### dSph Galaxies

The mass ejected by galactic winds and its abundances predicted for all MW dSphs are plotted in Figure 2. Carigi et al. (2001) predicted main galactic winds at 1.05, 5.01, 5.22, and 5.56 Gyr for Ursa Minor, Leo II, Carina, and Leo I, respectively; and second winds at 10 Gyr for the last two dSphs. According to Mateo (1998) Sculptor, Sextans, Draco and Phoenix had winds at 8.0, 11.0,

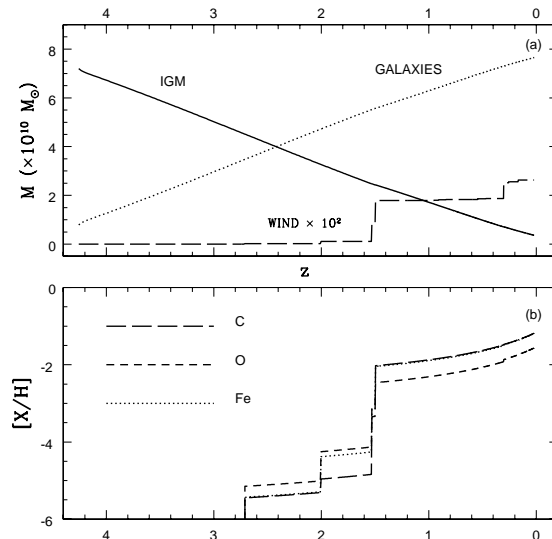


Figure 3. Predictions for the intergalactic medium. a) IGM, galactic and ejected masses as a function of redshift. b) Redshift evolution of the IGM abundance ratios

7.4, and 2.0 Gyr, respectively. For Fornax and Sagittarius the first wind occurs at 2 and 3 Gyr, while the second one occurs at 11.0 at 9.5 Gyr, respectively.

### Intergalactic Gas

Figure 3 presents the evolution of the IGM mass, the baryonic mass of all the galaxies, and the returned mass to the IGM via galactic winds. One can see the IGM mass decreasing with time due to the formation of the galaxies from this mass. Each increase of the total wind mass is due to galactic winds of bulge and dSphs. The important increases at  $z \sim 1.5$  and  $z \sim 0.5$  are caused by the bulge wind and the secondary dSph winds, respectively.

The C, O, Fe, and  $Z$  abundances of the intergalactic medium are presented in the same figure. The predicted present-day metallicity is  $0.05 Z_{\odot}$ , in agreement with the poorest high velocity clouds (HVC) ( $[M/H] < -1$  Sembach et al. 1999,  $[Fe/H] = -1.5$  Lu et al. 1998). Abundances increase abruptly at  $z \sim 1.5$ , when the bulge wind takes place, and at that moment the proportion among elements is modified. The bulge contributes with the 92, 65, 89, and 79 % of the total C, O, Fe, and  $Z$  mass in the IGM. C abundance is higher than O in the bulge, because  $Z_{bulge}$  is supersolar at  $t_{wind}$  and most of the C in the bulge wind is produced by supermetallic stars and low-and-intermediate mass stars; instead, the O is produced by massive stars with subsolar abundances. At  $t_{wind} = 3$  Gyr SNIa have contributed to the Fe abundance.

Since the amount and metallicity of the gas between galaxies in the Local Group are unknown, models are not constrained, and therefore I computed other two models changing the main free parameter: the initial baryonic mass in the MWS, in the first model, and the non-baryonic mass inside the bulge, in the second model.

Blitz et al. (1998) suggested that if the HVC are extragalactic, then there is an important amount of baryonic mass in HI around the Local Group, and this mass is similar to the disk mass. For this reason, in the first extra model I assumed that  $M_B(0) = 8 \times 10^{10} + 2 \times 10^{10} = 10 \times 10^{10} M_\odot$ . This model predicts  $Z_{IGM} \sim 0.01 Z_\odot$ , five times lower than the observed  $Z$  in the poorest HVCs, result which implies that the HVC are not intergalactic or that the amount of baryonic mass in HI around the MW is negligible.

In another experiment I assumed that in the Galactic bulge the dark matter mass is equal to the baryonic mass, in this case the bulge does not have a wind and the predicted IGM metallicity is  $0.01 Z_\odot$ .

#### 4. Conclusions

From chemical evolution models of galaxies associated with the Milky Way subgroup, the following conclusions are reached for the intergalactic medium: i) The present-day IGM mass is  $\sim 0.05$  of the initial baryonic mass, that is,  $\sim 4 \times 10^9 M_\odot$ , ii) The predicted current metallicity of the IGM is  $0.05 Z_\odot$ , iii) Nearly 80 % of intergalactic metals come from the Galactic bulge.

I hope that these results motivate the search for the IGM in the Local Group. The observed  $Z$  of the IGM will constrain the models and might permit us to estimate the initial baryonic mass of the Local Group.

**Acknowledgments.** I am grateful to Vladimir Avila-Reese for illuminating discussions and Manuel Peimbert for useful comments on the manuscript.

#### References

- Blitz, L., Spergel, D. N., Teuben, P.J., Hartmann, D., & Burton, W. B. 1999, ApJ, 514, 818
- Carigi, L. 2000, Rev. Mex. Astron. Astrof., 36, 171
- Carigi, L., Colín, P., & Peimbert, M. 1999, ApJ, 514, 787
- Carigi, L., Colín, P., Peimbert, M., & Sarmiento, A. 1995, ApJ, 445, 98
- Carigi, L., Hernández, X., & Gilmore, G., 2001, MNRAS, in preparation.
- Hernández, X., Gilmore, G., & Valls-Gabaud, D.: 2000, MNRAS, 317, 831.
- Kroupa, P., Tout, C.A., & Gilmore, G. 1993, MNRAS, 262, 545
- Larsen, T.I., Sommer-Larsen, J., & Pagel, B.E.J. 2001, MNRAS, 323, 555
- Lu, L., Sargent, W. L. W., Savage, B. D., Wakker, B. P.; Sembach, K. R., & Oosterloo, T. A. 1998, AJ, 115, 162
- Mateo, M. 1998, ARA&A, 36, 435
- Mc William, A., & Rich, R. M. 1994, ApJS, 91, 749
- Mollá, M., Ferrini, F. & Gozzi, G. 2000, MNRAS, 316, 345 ARA&A
- Maeder, A. 1992, AJ264, 105
- Renzini, A., & Voli, M. 1981, AJ, 94, 175
- Sembach, K. R., Savage, B. D., Lu, L., & Murphy, E. M. 1999 ApJ, 515, 108