

KECK NIRC OBSERVATIONS OF PLANETARY-MASS CANDIDATE MEMBERS IN THE σ ORIONIS OPEN CLUSTER

E. L. MARTÍN

Institute of Astronomy, Univ. of Hawaii at Manoa, 2680 Woodlawn Drive, Honolulu, HI 96822,
U.S.A. *ege@ifa.hawaii.edu*

M. R. ZAPATERO OSORIO

Div. of Geological and Planetary Sciences, California Institute of Technology, Pasadena, CA 91125,
U.S.A. *mosorio@gps.caltech.edu*

D. BARRADO Y NAVASCUÉS

Universidad Autónoma de Madrid, E-28049 Madrid, Spain. *barrado@pollux.ft.uam.es*

V. J. S. BÉJAR

Instituto de Astrofísica de Canarias, E-38200 La Laguna, Tenerife, Spain. *vbejar@ll.iac.es*

AND

R. REBOLO

Instituto de Astrofísica de Canarias, E-38200 La Laguna, Tenerife, Spain; and Consejo Superior de
Investigaciones Científicas, Spain. *rrl@ll.iac.es*

Accepted for publication in ApJ Letters

ABSTRACT

We present K -band photometry and low-resolution near-infrared spectroscopy from 1.44 to 2.45 μm of isolated planetary-mass candidate members in the σ Orionis cluster found by Zapatero Osorio et al. The new data have been obtained with NIRC at the Keck I telescope. All of our targets, except for one, are confirmed as likely cluster members. Hence, we also confirm that the planetary-mass domain in the cluster is well populated. Using our deep K -band images we searched for companions to the targets in the separation range 0.3'' to 10'' up to a maximum faint limit of $K=19.5$ mag. One suspected companion seems to be an extremely red galaxy. The near-infrared colors of the σ Orionis substellar members indicate that dust grains condense and settle in their atmospheres. We estimate that the surface temperatures range from 2500 K down to 1500 K. The spectroscopic sequence covers the full range of L subclasses, and the faintest object is tentatively classified as T0. These targets provide a sequence of substellar objects of known age, distance and metallicity, which can be used as benchmark for understanding the spectral properties of ultracool dwarfs.

Subject headings: binaries: general — stars: atmospheres — stars: low-mass, brown dwarfs — stars: pre-main sequence — open clusters and associations: individual (σ Orionis)

1. INTRODUCTION

Deep photometric surveys of star-forming regions and young open clusters have revealed a population of young substellar objects extending from the substellar borderline ($M < 0.075 M_{\odot}$) to masses below the deuterium-burning limit (0.013 M_{\odot} or $\sim 14 M_{\text{Jup}}$, where 1 $M_{\odot} = 1047 M_{\text{Jup}}$). Recent examples include searches in IC 348 (Najita, Tiede, & Carr 2000), the Trapezium (Lucas et al. 2001; Hillenbrand & Carpenter 2000; Luhman et al. 2000), and the σ Orionis cluster (Zapatero Osorio et al. 2000). These discoveries are leading to renewed theoretical work in the formation of substellar objects (Boss 2001; Reipurth & Clarke 2001). The masses estimated for these ob-

jects assume membership in the cluster, and thus known age, distance and metallicity. This assumption needs to be tested with follow-up observations. The sequence of faint cluster members provides a homogeneous sample to study the relation between temperature and spectral properties. The atmospheres of substellar objects are complicated, being difficult to disentangle the effects of gravity, metallicity and temperature. Dust grains are expected to condense and become an important source of opacity that affects the colors and spectra (Allard et al. 2001). The Pleiades substellar sequence has been identified (e.g., Bouvier et al. 1998; Stauffer et al. 1998; Zapatero Osorio et al. 1997) down to the lowest mass

known Pleiad, Roque 25, with a mass determined at $0.035 M_{\odot}$ (Martín et al. 1998). The surveys in regions younger than the Pleiades are sensitive to lower masses because substellar objects contract and cool quickly with time. Hence, luminosity and mass functions can be extended to lower masses. This is the case of the σ Orionis cluster (Béjar et al. 2001). It is a prime location to search for substellar objects because of its young age (~ 5 Myr), distance (~ 350 pc) and low reddening. Here we present near-infrared (NIR) photometry and spectroscopy for a sample of isolated planetary-mass candidate members of the σ Orionis cluster. The colors of the objects can be explained with models that include the presence of dust grains. The spectra provide strong evidence that these objects are indeed ultracool cluster members.

2. OBSERVATIONS AND RESULTS

Zapatero Osorio et al. (2000) reported the discovery of 18 isolated planetary-mass candidate members in the σ Orionis cluster. For two of them, namely S Ori 52 and 56, they presented optical spectroscopy, and for an additional object they presented NIR spectroscopy. We have found that the identification of this object was confused. The NIR spectrum shown in Fig. 3 of Zapatero Osorio et al. corresponds to S Ori 62, not S Ori 60 as stated in their Table 1. S Ori 62 and 60 have indeed very similar magnitudes, spectral types and masses. Hence, the conclusions of Zapatero Osorio et al. remain unchanged.

On 2000 December 16, we observed with the Keck I NIR camera NIRC (Matthews & Soifer 1994). Meteorological conditions were photometric and the seeing ranged from $0.3''$ to $0.7''$, as measured in the NIRC images. We obtained K -band images of eight planetary-mass candidate members of σ Orionis, and grism spectroscopy for four. The K -band images consisted of 12 coadds of 10 s each. The spectra were obtained with 3 coadds of 100 s each using the HK filter and the grism gr120. This configuration provides simultaneous coverage of the H - and K -band spectra (from 1.44 to $2.45 \mu\text{m}$) with very low dispersion (5.9 nm pix^{-1}).

One object located $1.6''$ west and $3.7''$ north of S Ori 47, a spectroscopically confirmed cluster member (Zapatero Osorio et al. 1999), was discovered in NIR images obtained with the 2.2-m telescope in Calar Alto on 2000 February 16–21. We recovered it in a CCD image of S Ori 47 collected with the Low-Resolution Imaging Spectrograph (LRIS; Oke et al. 1995) at Keck II on 1998 December 21, and we were able to measure a magnitude of $I=24.2\pm 0.4$. Thus, this is a very red object, with $I-K=5.2\pm 0.5$. We call

it S Ori J053814.4–024012. Deep images (total exposure time 360 s in K -band) and grism spectroscopy of S Ori J053814.4–024012 were obtained with NIRC.

The data were reduced using standard routines for bias-subtraction, flat-field correction and sky-subtraction within the IRAF¹ environment. Telluric absorption was removed using the NIRC spectrum of the G0 star SAO 112561, observed at similar airmass as the program objects. Photometric calibration was made using the 2MASS Second Incremental Release Point Source Catalog. In Table 1 we provide calibrated K -band photometry for all the targets. The I - and J -band photometry are taken from Zapatero Osorio et al. (2000).

The final smoothed NIRC spectra are shown in Fig. 1. Our new spectrum of S Ori 47 is very similar to that presented by Zapatero Osorio et al. (2000). S Ori 60 and 66 present broad strong absorption features that we identify as water bands. Identification of the CO bands beyond $2.2 \mu\text{m}$ is rendered difficult by the low spectral resolution and modest S/N ratio of the data. S Ori 69 also shows water bands, and possibly the methane bandhead at $2.2 \mu\text{m}$. We do not see, however, any hint of methane in the H -band. Since the spectrum of S Ori 69 is rather noisy, we do not place high confidence on the detection of methane. Nevertheless, it is clear that the K -band flux is depressed with respect to the H -band in comparison with brighter cluster members. Allard et al. (2001) have shown that this is expected when dust grains condense below the photosphere. Barrado y Navascués et al. (2001) have obtained optical spectra of S Ori 60 and 66 with the Very Large Telescope. They measured $H\alpha$ emission equivalent widths of 25 \AA and 100 \AA in S Ori 60 and 66, respectively. They estimated spectral types of $L2.0\pm 0.5$ for S Ori 60 and $L3.5\pm 2.0$ for S Ori 66 by comparison with field ultracool dwarfs. Our data indicates that S Ori 66 is slightly cooler than S Ori 60 because the water bands are deeper. Using the water index in the H -band defined by Delfosse et al. (1999) and calibrated with the spectral types of Martín et al. (1999), we estimate spectral types of L5.5 for S Ori 60 and L6 for S Ori 66. We tentatively classify S Ori 69 as a T0 dwarf. A T0 dwarf shows clear methane absorption in the K -band (bandhead at $2.2 \mu\text{m}$, which may also be weakly present in the L5 dwarf DENIS-P 0205–15; Burgasser et al. 2001) but not in the H -band (bandhead at $1.6 \mu\text{m}$). The strong methane band at $3.3 \mu\text{m}$ has been detected in mid-L dwarfs (Noll et al. 2000).

In order to compare our program objects with the Trapezium objects observed by Lucas et al. (2001), we measured the water index W defined by those au-

¹IRAF is distributed by National Optical Astronomy Observatories, which is operated by the Association of Universities for Research in Astronomy, Inc., under contract with the National Science Foundation.

thors. We found $W = 0.66$ for S Ori 47, and $W = 0.49$ for S Ori 60 and 66. Our values are within the range of values measured by Lucas et al. for the coolest Trapezium objects, and suggest that the Trapezium and σ Orionis objects have similar temperatures. We do not find, however, the triangular shapes in H -band spectra reported by Lucas et al. for some of their objects. This could be due to the difference in age between the Trapezium (≤ 1 Myr) and the σ Orionis cluster (~ 5 Myr), which would imply that the members of the later cluster have higher gravities. The dissimilarities could also be due to some other effects.

The NIRC spectrum of the possible very low-mass companion to S Ori 47 is shown in Fig. 2. We do not find strong methane or water bands in S Ori J053814.4-024012, suggesting that it is not a substellar object. We discuss this object further in the next section.

3. DISCUSSION AND FINAL REMARKS

All of our targets have very red colors, $I - K > 4.5$ and $J - K > 1.0$, except for one of them, namely S Ori 57. This object is probably a field M dwarf. Model atmospheres of ultracool dwarfs need to consider the effects of dust grains for producing such red colors. Allard et al. (2001) have computed synthetic colors using two extreme approximations for the treatment of dust. Dusty models assume that dust grains form in the upper atmosphere and remain there, producing a greenhouse effect. On the other hand, Cond models assume total gravitational condensation of dust grains below the photosphere, and effectively all dust opacity is neglected.

In Fig. 3, we show a color-magnitude diagram with theoretical isochrones from the models of Chabrier et al. (2000) for an age of 5 Myr (for a detailed discussion of the cluster age and distance see Béjar et al. 2001 and Zapatero Osorio et al., in preparation). The objects plotted on the figure result from the combination of our photometry with that of Béjar et al. (2001) and Zapatero Osorio et al. (2000). Likely non-members of the cluster, such as S Ori J053814.4-024012 and S Ori 57, have been excluded. Three regimes can be distinguished in this figure: (i) Dust free: for colors bluer than $I - K = 4.4$ (corresponding to surface temperatures $T_{\text{eff}} > 2500$ K, and masses $M > 0.02 M_{\odot}$) atmosphere models without dust grains successfully reproduce the observed photometric sequence. (ii) Dusty: the mean locus of objects deviates from the dust-free isochrone and intersects the dusty isochrone for $I - K$ colors between 4.4 and 5.0 ($T_{\text{eff}} \sim 2500$ – 1900 K, $M \sim 0.02$ – $0.01 M_{\odot}$). This temperature range corresponds to spectral types M9 through L3 (Basri et al. 2000), in agreement with our observations of

S Ori 45 (M8.5, Béjar, Zapatero Osorio, & Rebolo 1999) and S Ori 62 (L4). S Ori 47 is a benchmark object for this regime. (iii) Settling dust: the dusty isochrone predicts that cooler objects should be redder but the observed locus of objects appears to turn blueward in $I - K$ color at the faintest end of the current study. The Cond models have much bluer colors than the Dusty models. Thus, the colors of the faintest cluster members may be turning blue due to gravitational settling of dust grains. The transition from the red L dwarf colors to the blue T dwarf colors appears to be driven by the gravitational settling of dust grains. S Ori 66 is a benchmark object for this regime. The possible presence of methane absorption in the K -band spectrum of S Ori 69 suggests that it could be an early T dwarf with $T_{\text{eff}} \sim 1500$ K. The lack of obvious methane absorption in the H -band spectrum, and the red $J - K$ color of this object indicate that it is warmer than the T-dwarfs reported by Leggett et al. (2000). The small difference in magnitude and color between S Ori 66 and 69 (0.54 mag in K) suggests that the gap between the latest L dwarf (L6) and earliest T dwarf (T0) has been bridged provided the fact that the presence of methane is confirmed in S Ori 69.

In Fig. 4, we display a color-color diagram. Note that S Ori 66 and 69 are bluer than S Ori 60, even though they are fainter. Those relatively blue colors are probably due to partial settling of dust grains below the photosphere. Fainter cluster members are expected to have even bluer NIR colors. This should be taken into account in future deep searches.

Our NIRC images have a scale of $0.15''/\text{pix}$, and a total field of view of $38'' \times 38''$. The FWHM of point sources in the NIRC images of S Ori objects ranged from 2 to 4.5 pix in the K -band. Only one of the possible cluster members appeared more extended than the other sources in the same field. This object is S Ori J053814.4-024012, which had a FWHM of 5.4 pix ($0.81''$). Its spectrum does not present water bands. This object appears to be an extremely red galaxy (ERG). The NIR spectrum of ERGs is rather featureless (Cimatti et al. 1999).

We have searched for candidate companions to the σ Orionis planetary-mass objects in the separation range $0.3''$ to $10''$, corresponding to projected semimajor axis, a , between 106 AU and 3520 AU at a distance of 352 pc. Besides S Ori J053814.4-024012, we find a resolved object at a separation of $6.3''$ north from S Ori 66 with the following photometry: $K \sim 19.5$ mag, $J - K \sim 0.9$ mag and $I - K \sim 2.8$ mag. No other companion candidates are seen in our NIRC images. For the shorter separations, $0.3''$ to $0.6''$, we are only sensitive to companions with nearly-equal mass as the primary, but for the longer

separations our 3σ sensitivity limit is $K\sim 19.5$, which translates into a mass of only $0.005 M_{\odot}$ in σ Orionis. We note that our sensitivity limit for the images of S Ori 60 and 68 is brighter up to $K\sim 18.9$ mag. Martín et al. (2000) have found a deficiency of binaries with semimajor axis ≥ 27 AU among Pleiades very low-mass members. Among field ultracool dwarfs, all known binaries with L-type primaries have projected separations smaller than 10 AU (Reid et al. 2001). Clearly very low-mass binaries tend to be tight. Is this a consequence of dynamical evolution (wide binaries are loosely bound and can be disrupted) or formation (models of substellar object formation via ejection in a multiple system predict a dearth of wide substellar binaries, Reipurth & Clarke 2001)? The lack of binaries with $a \geq 106$ AU among the substellar members in σ Orionis suggests that wide substellar binaries are also rare in a very young cluster, favouring the idea that formation conditions may be more

important than dynamical evolution. Our sample is, however, too small to draw strong conclusions about the binary statistics of the σ Orionis substellar members. Studies of future larger substellar samples in σ Orionis and other young associations will be necessary to compare with the binary statistics of the Pleiades and other clusters of similar age.

Based on observations obtained at the W. M. Keck Obs., which is operated as a scientific partnership among Caltech, UC and NASA. The Observatory was made possible by the generous financial support of the W. M. Keck Foundation. Partial financial support was provided by the Spanish DGES PB98-0531-C02-02, by CICYT ESP98-1339-CO2, and by NASA through a grant from STScI, which is operated by the Association of Universities for Research in Astronomy, Inc., under NASA contract NAS5-26555.

REFERENCES

- Allard, F., Hauschildt, P. H., Alexander, D. R., Tamanai, A., & Schweitzer, A. 2001, *ApJ*, 556, 357
- Barrado y Navascués, D., Zapatero Osorio, M. R., Béjar, V. J. S., Rebolo, R., Martín E. L., Mundt, R., & Bailer-Jones, C. A. L. 2001, *A&A*, in press
- Basri, G., Mohanty, S., Allard, F., Hauschildt, P. H., Delfosse, X., Martín, E. L., Forveille, T., & Goldman, B. 2000, *ApJ*, 538, 363
- Béjar, V. J. S., Zapatero Osorio, M. R., & Rebolo, R. 1999, *ApJ*, 521, 671
- Béjar, V. J. S. et al. 2001, *ApJ*, in press
- Boss, A. P. 2001, *ApJ*, 551, L167
- Bouvier, J., Stauffer, J. R., Martín, E. L., Barrado y Navascués, D., Wallace, B., & Béjar, V. J. S. 1998, *A&A*, 336, 490
- Burgasser, A. et al. 2001, *ApJ*, submitted
- Chabrier, G., Baraffe, I., Allard, F., & Hauschildt, P. H. 2000, *ApJ*, 542, 464
- Cimatti, A. et al. 1999, *A&A*, 352, L45
- Delfosse, X., Tinney, C. G., Forveille, T., Epchtein, N., Borsenberger, J., Fouqué, P., Kimeswenger, S., & Tiphène, D. 1999, *A&AS*, 135, 41
- Hillenbrand, L. A., & Carpenter, J. M. 2000, *ApJ*, 540, 236
- Leggett, S. K., et al. 2000, *ApJ*, 536, L35
- Leggett, S. K., Allard, F., Geballe, T. R., Hauschildt, P. H., & Schweitzer, A. 2001, *ApJ*, 548, 908
- Lucas, P. W., Roche, P. F., Allard, F., & Hauschildt, P. H. 2001, *MNRAS*, in press
- Luhman, K. L., Rieke, G. H., Young, E. T., Cotera, A. S., Chen, H., Rieke, M. J., Schneider, G., & Thompson, R. I. 2000, *ApJ*, 2000, 540, 1016
- Martín, E. L., Basri, G., Zapatero Osorio, M. R., Rebolo, R., & García López, R. J. 1998, *ApJ*, 507, L41
- Martín, E. L., Delfosse, X., Basri, G., Goldman, B., Forveille, F., & Zapatero Osorio, M. R. 1999, *AJ*, 118, 2466
- Martín, E. L., Brandner, W., Bouvier, J., Luhman, K. L., Stauffer, J., Basri, G., Zapatero Osorio, M. R., & Barrado y Navascués, D., 2000, *ApJ*, 543, 299
- Matthews, K., & Soifer, B. T. 1994, in *Astronomy with Arrays, The Next Generation*, *ASSL Vol. 190*, p. 239.
- Najita, J. R., Tiede, G. P., & Carr, J. S. 2000, *ApJ*, 541, 977
- Noll, K. S., Geballe, T. R., Leggett, S. K., & Marley, M. S. 2000, *ApJ*, 541, L75
- Oke, J. B., Cohen, J. G., Carr, M., et al. 1995, *PASP*, 107, 375
- Reid, I. N., Gizis, J. E., Kirkpatrick, J. D., & Koerner, D. W. 2001, *AJ*, 121, 489
- Reipurth, B., & Clarke, C. 2001, *AJ*, 122, 432
- Stauffer, J. R., Schild, R., Barrado y Navascués, D., Backman, D. E., Angelova, A. M., Kirkpatrick, J. D., Hambly, N. C., & Vanzì, L. 1998, *ApJ*, 504, 805
- Zapatero Osorio, M. R., Béjar, V. J. S., Rebolo, R., Martín, E. L., & Basri, G. 1999, *ApJ*, 524, L115
- Zapatero Osorio, M. R., Rebolo, R., Martín, E. L., Basri, G., Magazzù, A., Hodgkin, S. T., Jameson, R. F., & Cossburn, M. R. 1997, *ApJ*, 491, L81
- Zapatero Osorio, M. R., Béjar, V. J. S., Martín, E. L., Rebolo, R., Barrado y Navascués, D., Bailer-Jones, C. A. L., & Mundt, R. 2000, *Science*, 290, 103

TABLE 1
DATA FOR σ ORIONIS CANDIDATE MEMBERS WITH PLANETARY MASSES

Name	I	K	$I - K$	$J - K$	Sp. Type
S Ori 47	20.53±0.05	15.81±0.08	4.72±0.10	1.57±0.11	L1.5±0.5
S Ori J053814.4-024012	24.2±0.4	19.02±0.15	5.2±0.5	1.5±0.7	ERG
S Ori 57	21.87±0.02	18.12±0.15	3.75±0.15	0.51±0.16	NM
S Ori 60	22.75±0.05	17.30±0.10	5.45±0.11	1.87±0.15	L5.5±1.0
S Ori 62	23.03±0.06	17.86±0.10	5.17±0.12	1.59±0.18	L4.0±1.0
S Ori 66	23.23±0.12	18.27±0.10	4.96±0.16	1.56±0.23	L6.0±1.0
S Ori 67	23.40±0.09	18.62±0.25	4.78±0.27	1.30±0.32	L5.0±2.0
S Ori 68	23.77±0.17	18.41±0.30	5.37±0.34	1.77±0.45	L5.0±2.0
S Ori 69	23.89±0.15	18.81±0.20	5.09±0.25	1.45±0.42	T0:

NOTE.— I -band and J -band data have been previously presented by Zapatero Osorio et al. (2000). ERG: Extremely red galaxy. NM: non-member of the cluster. Spectral types for S Ori 47 and 62 were taken from Zapatero-Osorio et al. (2000). Spectral types for S Ori 67 and 68 were taken from Barrado et al. (2001). A colon in the classification of S Ori 69 indicates that the spectral type is tentative. All spectral types are based on optical data except for S Ori 60, 62, 66 and 69, which are based on NIR spectra.

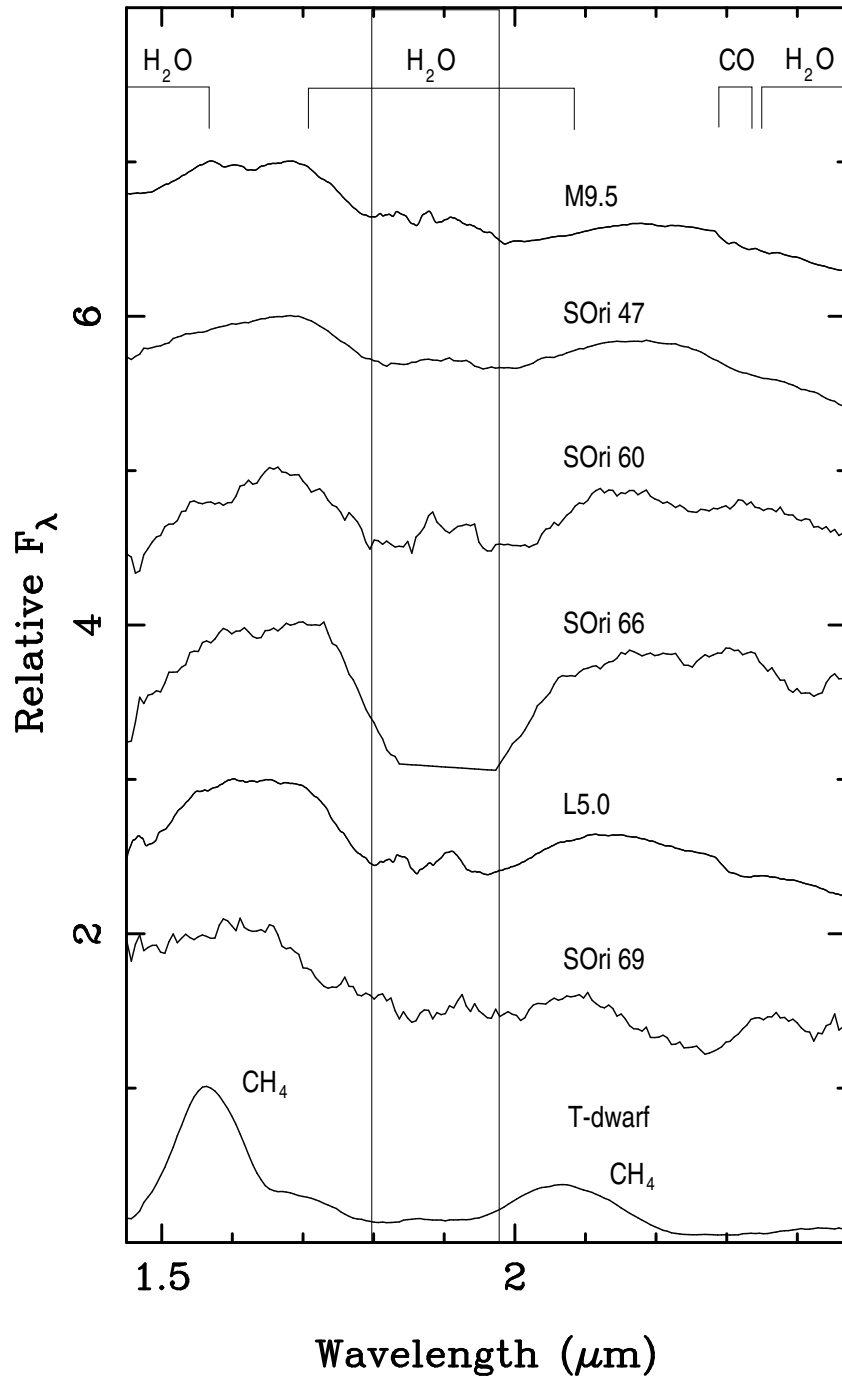


FIG. 1.— NIRC spectra for four program objects in σ Orionis. The spectra of field ultracool dwarfs of known spectral type are shown for comparison. The M9.5 dwarf is BRI0021–0214, the L5 dwarf is DENIS-P J1228.2–1547AB, and the T dwarf is 2MASS J1047539+212423. The first two spectra were taken from Leggett et al. (2001). The T-dwarf spectrum was obtained with NIRC in the same night as the program objects. A boxcar smoothing of 15 points has been applied to all the spectra. Vertical lines bracket a spectral region strongly affected by telluric absorption.

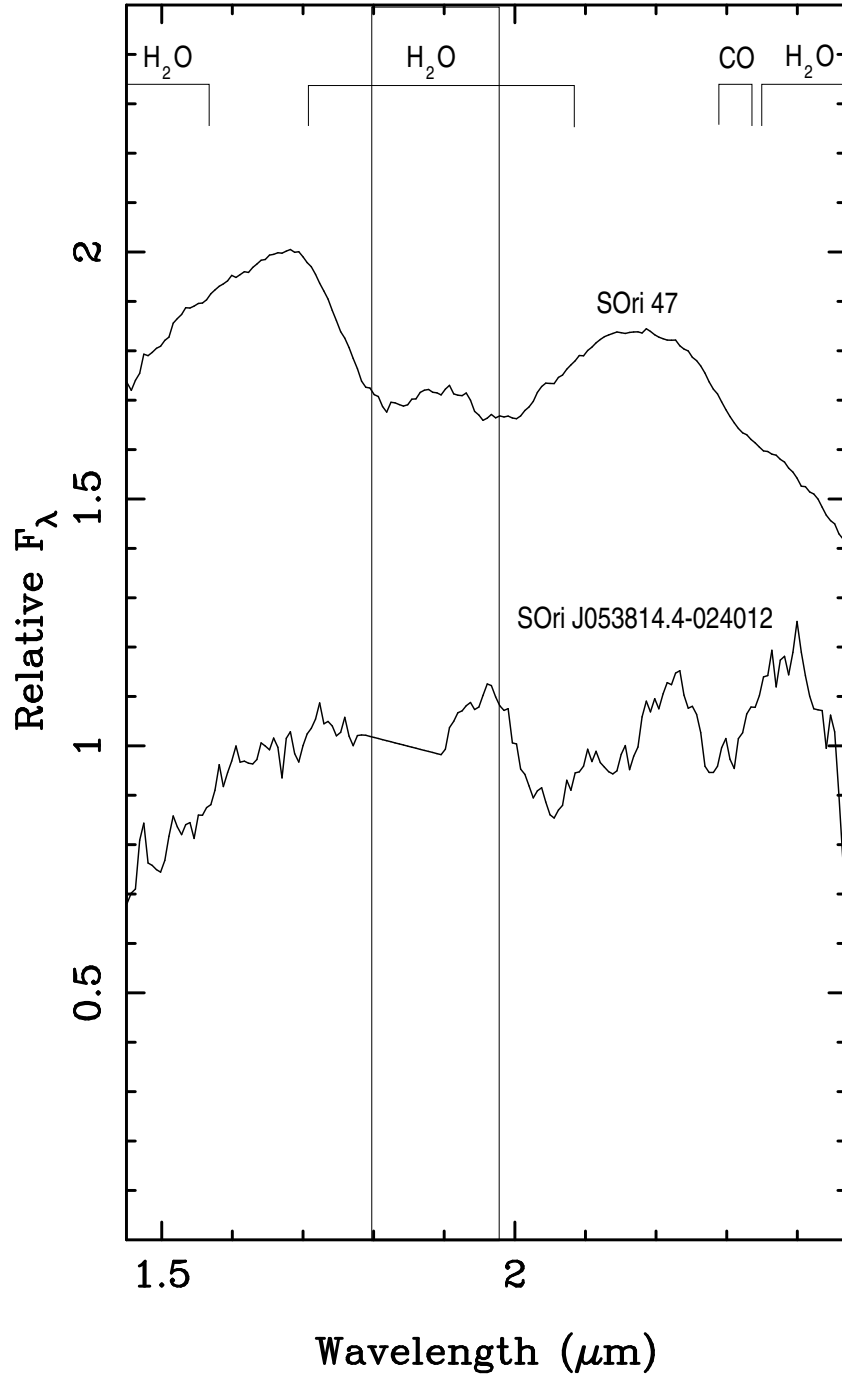


FIG. 2.— NIRC spectra for S Ori 47 and S Ori J053814.4-024012 obtained in the same night. A boxcar smoothing of 15 points has been applied to all the spectra. The two vertical lines bracket a spectral region strongly affected by telluric absorption.

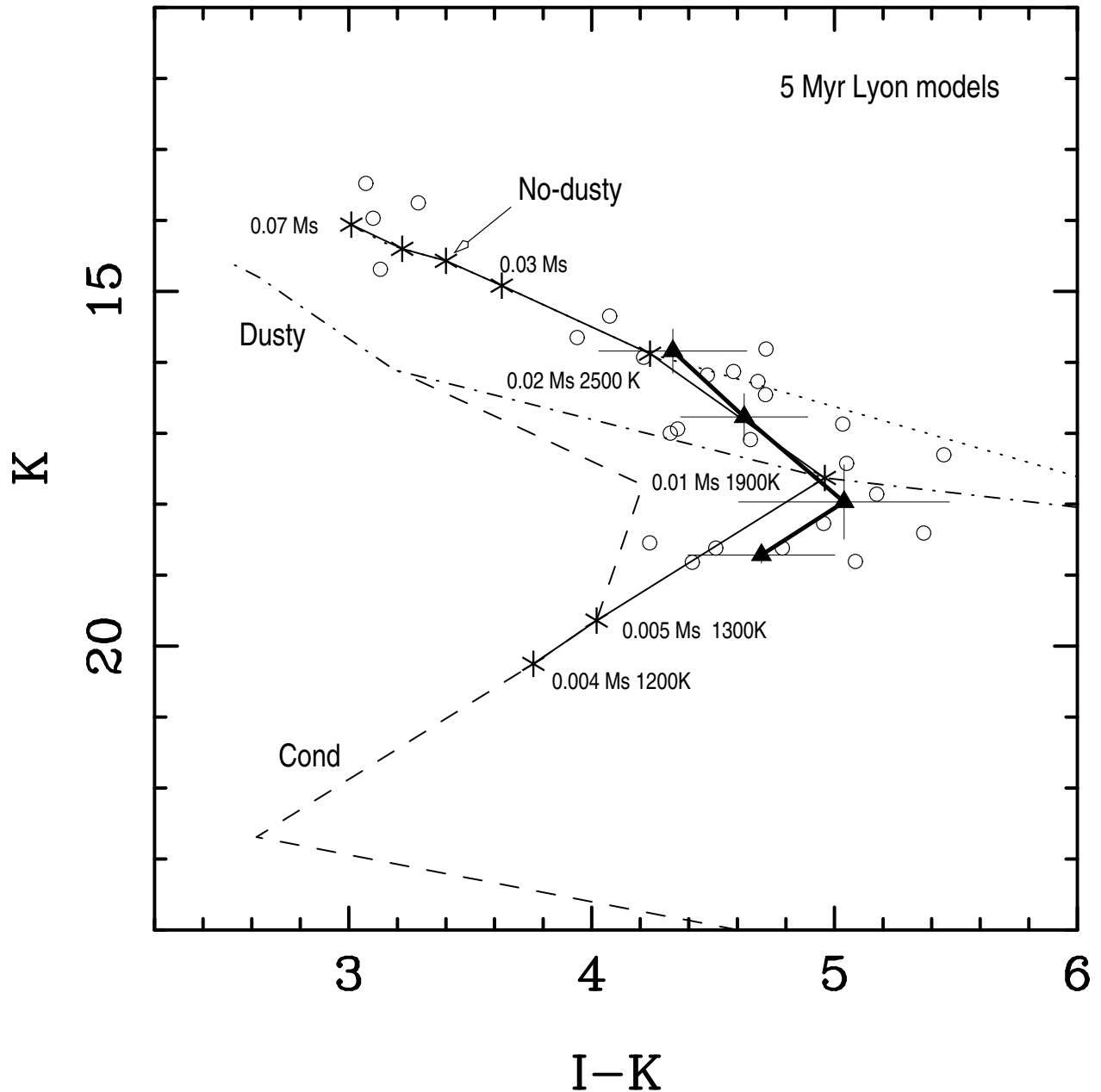


FIG. 3.— K vs $I-K$ color-magnitude diagram. The 5 Myr isochrones from Chabrier et al. (2000) are displayed (Nextgen no-dusty models—dotted line, Dusty models—dot-dashed line, and Cond models—dashed line). The thin solid line with asterisks is a best-guess isochrone that combines the models. Empty circles are substellar members in σ Orionis. The thick solid line and filled triangles represent the mean locus of the σ Orionis objects.

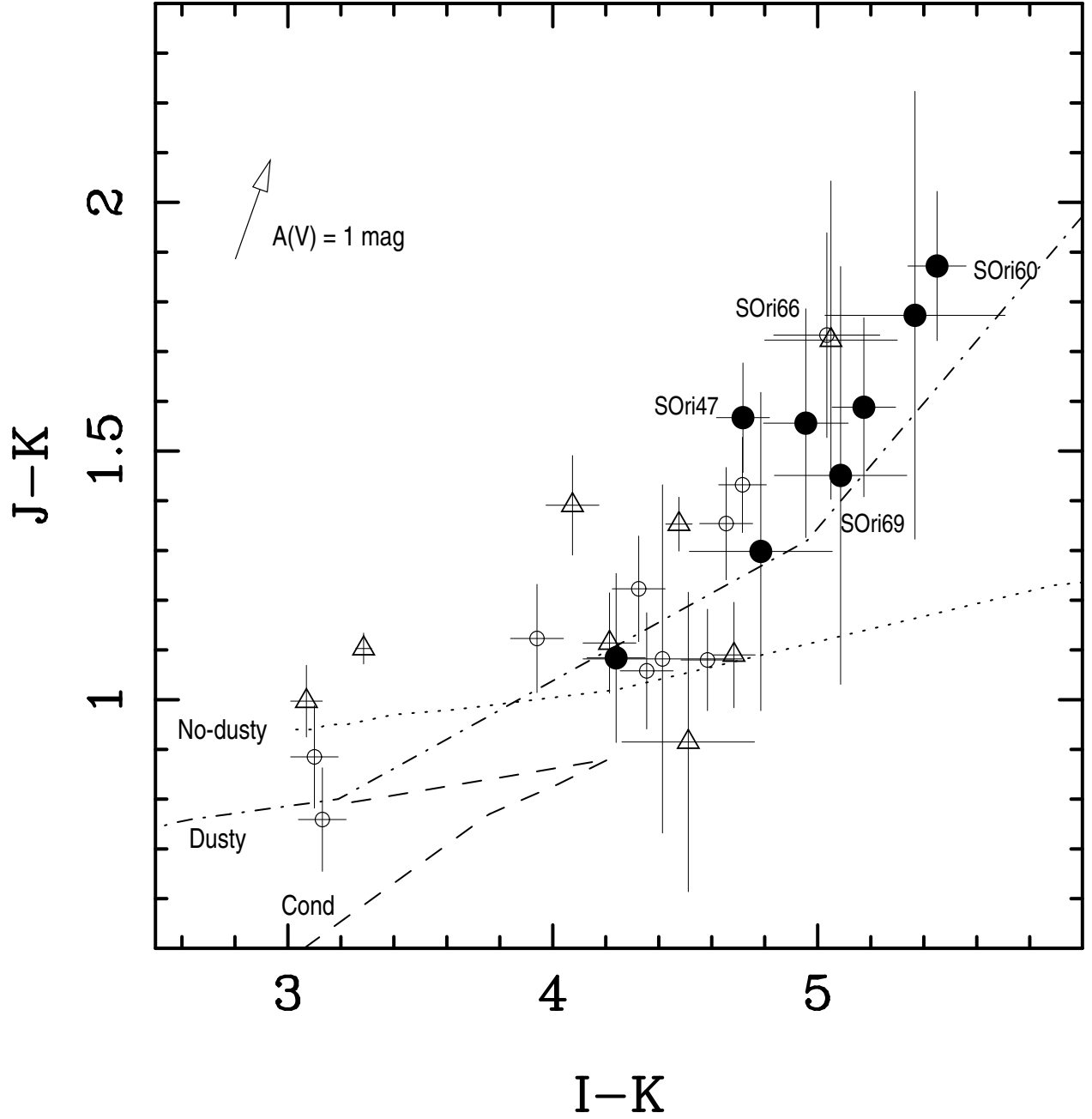


FIG. 4.— $J - K$ vs $I - K$ color-magnitude diagram. The 5 Myr isochrones from Chabrier et al. (2000) (Nextgen no-dusty models—dotted line, Dusty models—dot-dashed line, and Cond models—dashed line) are displayed. Filled circles denote objects for which we have obtained K -band photometry with NIRC (Table 1). Open symbols (triangles for objects without spectroscopic follow-up and circles for objects with spectroscopy) denote objects with photometry taken from Béjar et al. (2001) and Zapatero Osorio et al. (2000).