

# Astrophysical constraints on a possible neutrino ball at the Galactic Center

F. De Paolis<sup>1</sup>, G. Ingrosso<sup>1</sup>, A. A. Nucita<sup>1</sup>, D. Orlando<sup>1</sup>, S. Capozziello<sup>2</sup> and G. Iovane<sup>2</sup>

<sup>1</sup> Dipartimento di Fisica, Università di Lecce, and INFN, Sezione di Lecce, Via Arnesano, CP 193, I-73100 Lecce, Italy

<sup>2</sup> Dipartimento di Fisica “E.R. Caianiello”, Università di Salerno, and INFN, Sezione di Salerno, Via S. Allende, I-84081 Baronissi (Sa), Italy

Received date; accepted date

**Abstract.** The nature of the massive object at the Galactic Center (Sgr A\*) is still unclear even if various observational campaigns led many authors to believe that our Galaxy hosts a super-massive black hole with mass  $M \simeq 2.6 \times 10^6 M_\odot$ . However, the black hole hypothesis, which theoretically implies a luminosity  $\simeq 10^{41}$  erg s<sup>-1</sup>, runs into problems if one takes into account that the observed luminosity, from radio to  $\gamma$ -ray wavelengths, is below  $10^{37}$  erg s<sup>-1</sup>. In order to solve this blackness problem, alternative models have been recently proposed. In particular, it has been suggested that the Galactic Center hosts a ball made up by non-baryonic matter (*e.g.* massive neutrinos and anti-neutrinos) in which the degeneracy pressure of fermions balances their self-gravity. Requiring to be consistent with all the available observations towards the Galactic Center allows us to put severe astrophysical constraints on the neutrino ball parameters. The presence of such an object in the Galactic Center may be excluded if the constituent neutrino mass  $m_\nu$  is  $\gtrsim 24$  keV, while if  $m_\nu \lesssim 24$  keV observations can not give a definite answer.

**Key words:** Elementary Particles, Gravitation, Galaxy Center

## 1. Introduction

There is much evidence for the presence of super-massive black holes (SBHs) with masses in the range  $10^6 - 10^9 M_\odot$  in QSOs, AGNs and centers of galaxies. In our Galaxy, the discovery of the unusual radio source SgrA\* and the detailed information coming from star dynamics led many authors to believe that also our Galaxy hosts a SBH with mass  $(2.6 \pm 0.4) \times 10^6 M_\odot$  (Genzel, Thatte, Krabbe and Tacconi-Garman 1996). Since this SBH should accrete the surrounding gas at the rate  $\dot{M} \simeq 10^{-6} M_\odot \text{ yr}^{-1}$  (Ghez, Klein, Morris and Becklin 1998), the usual radiative efficiency  $\epsilon \simeq 0.1$  would imply a luminosity  $L \geq 10^{41}$  erg s<sup>-1</sup>. However, the observed luminosity from radio to  $\gamma$ -

ray wavelengths is below  $10^{37}$  erg s<sup>-1</sup>, thereby implying that the SBH hypothesis runs into problems (Goldwurm, Cordier, Paul et al. 1994). This is the so called “blackness problem” or the “black hole on starvation”. Several alternative models have been proposed to solve the issue. For example, Narayan, Mahadevan, Grindlay et al. (1998) proposed the advection dominated accretion flow model (ADAF), according to which most of the dissipated energy is channeled into protons that cannot radiate efficiently. However, as has been recently noted, the polarized radiation from SgrA\* requires a nonthermal electron distribution for the emitting plasma and this seems to imply that the ADAF model is ruled out (Agol 2000). In principle, the direct observation of a mass density profile  $\rho(r) \propto r^{-7/4}$  (Binney and Tremaine 1987) very close to SgrA\* should allow to confirm the presence of a compact object like a SBH at the Galactic Center. However, the present observational techniques do not permit to distinguish stars at distances  $r \lesssim 10^{-2}$  pc from the Galactic Center, so that the SBH hypothesis at the Galaxy Center is far from being conclusive<sup>1</sup>.

Recently, Torres, Capozziello and Lambiase (2000) have investigated the hypothesis that the Galactic Center could consist of a super-massive boson star. They analyzed stability configurations and dynamics giving the prospects for the observational detection of such an object, using the new generation of X-ray, radio interferometry satellites and, in general, tools capable of detecting strong gravitational lensing effects. The conclusions were that the SBH hypothesis is, again, far from being definitive while the “signature” of boson stars could be (or not) soon available in the case of very massive bosons (see *e.g.* Capozziello, Lambiase and Torres 2000).

Another alternative model to the SBH scenario at the Galactic Center has been proposed by some authors (Tsiklauri and Viollier 1998a, Tsiklauri and Viollier 1998b,

<sup>1</sup> For different methods to investigate the nature of the Galactic Center see *e.g.* De Paolis, Gurzadyan and Ingrosso (1996), De Paolis, Ingrosso and Nucita (2001), and references therein.

Capozziello and Iovane 1999). According to this scenario, neutrinos and anti-neutrinos could gravitationally interact forming super-massive neutrino balls in which the degeneracy pressure of fermions balances the self-gravity of the system.

Choosing neutrinos in a particular mass range implies the formation of super-massive fully degenerate objects with mass  $\simeq 10^6 M_\odot$ . In particular, Capozziello and Iovane 1999 proposed to investigate the eventual neutrino ball at Galactic Center by gravitational lensing, since the neutrino ball acts as a transparent medium.

On the other hand, the existence of a neutrino ball at the Galactic Center avoids to invoke the presence of a SBH and, under certain circumstances, should be able to justify the low luminosity (from radio to  $\gamma$ -rays) observed towards SgrA\*.

However, if a neutrino ball really exists at the center of the Galaxy, this possibility must be consistent both with the theoretical mass limit of a stable configuration of fermions and with the currently available observational data, i.e. *i*) the star dynamics within about one pc from SgrA\*, *ii*) the low source luminosity. In addition, the interaction among neutrinos and anti-neutrinos within the ball, or the decay of neutrinos into neutrinos of different flavors, may also produce characteristic signatures revealing the object at the Galactic Center.

The aim of the present paper is to derive astrophysical constraints on the parameters of the neutrino ball with particular attention to the neutrino mass  $m_\nu$ . To this purpose, we relax the assumption of fully degenerate neutrino configurations adopted until now in the literature. Accordingly, we adopt a formalism based on the distribution function in phase-space allowing to obtain more general fermion configurations with a degeneracy degree depending on the radial coordinate within the ball. In this formalism either classical configurations (in which particles obey the Maxwellian statistics) and fully degenerate systems are naturally included. In this way, considering in addition the astrophysical constraints *i*) and *ii*) in the paragraph above, the allowed neutrino mass range turns out to be  $11 \text{ keV} \lesssim m_\nu \lesssim 24 \text{ keV}$ .

We note that assuming neutrinos in this mass range, it is also possible to build up neutrino ball models with total mass up to  $10^9 - 10^{10} M_\odot$  and radius  $\simeq 10^{-3} - 10^{-2}$  pc. These objects might influence the accretion process of super-massive black holes in the AGN cores or completely mimic the central black holes, acting as the engine of AGNs. This possibility has been explored in some details by Tsiklauri and Viollier (1996), but considering only fully degenerate self-gravitating configurations.

A further problem to be addressed is the cosmological implications of the existence of such heavy neutrinos. This problem has been discussed by several authors (e.g. Kolb and Turner 1990, Viollier 1994, Lindebaum, Tupper and Viollier 1999, Dolgov and Hansen 2000) to whom

we refer for further details. Here we mention that an active neutrino ( $\nu_e$ ,  $\nu_\mu$  or  $\nu_\tau$ ) of mass of a few keV is the warm dark matter candidate preferred by many authors, on the basis of N-body simulations of large scale structure formation (e.g. Colin, Avila-Reese and Valenzuela 2000). Indeed, Big Bang nucleosynthesis can only exclude active neutrino masses bigger than about 300 keV (Dolgov, Hansen and Semikoz 1998). However, in the framework of the standard cosmology, active neutrinos with mass in the range  $11 \text{ keV} \lesssim m_\nu \lesssim 24 \text{ keV}$ , overclose the universe by a factor of about 100 (Kolb and Turner 1990). Consequently, if heavy neutrinos formed and were in equilibrium in the early universe, they have to rapidly decay in order to not overclose it. Therefore, standard cosmology strongly constrains the presence of heavy neutrinos nowadays. Many authors have discussed this issue in the framework of more exotic cosmological scenarios. Indeed, it has been shown that the cosmological bound on neutrino mass can be bypassed at least in three ways: by *i*) avoiding to thermalize massive neutrinos with a reheat temperature (Giudice, Kolbe, Riotto et al. 2000), *ii*) decay of neutrinos, *iii*) annihilation of neutrinos and anti-neutrinos (Bilić, Munyaneza and Viollier 1998 and references therein). Another possibility has been explored by Dolgov and Hansen (2000) who have shown that in the framework of a slightly extended standard model of elementary particles, right handed (or sterile) neutrinos of mass  $\lesssim 20 \text{ keV}$ , are not in contrast with cosmological constraints (see also Shi and Fuller 1999). However, this issue cannot be considered firmly established since this model is constrained by astrophysical bound on  $\nu_s \rightarrow \nu\gamma$  (see e.g. Dress and Wright 2000). Alternatively, in contrast with the standard cosmology, some authors (Viollier 1994, Bilić, Lindebaum, Tupper and Viollier 2000, Lindebaum, Tupper and Viollier 1999) have proposed a scenario according to which the universe has become heavy neutrino matter dominated 22 days after the Big Bang at temperature  $\sim 1 \text{ keV}$ . From that time on, the evolution of the universe differs substantially from the standard cosmology results since the universe will undergo a gravitational phase transition leading to super-massive neutrino systems with masses close to the Oppenheimer-Volkoff limit  $\simeq 3 \times 10^9 M_\odot$  (Lindebaum, Tupper and Viollier 1999 and references therein). At this stage, annihilation of heavy neutrinos into non-standard light bosons may take place, thereby reducing the neutrino number density inside neutrino systems.

However, well aware that in the framework of standard cosmology the heavy neutrino hypothesis meets with difficulties, in the present paper we focus on a set of independent astrophysical constraints on the neutrino mass that can be derived from the observational data towards the galactic center. Obviously, further theoretical analysis is necessary in order to clarify if heavy neutrinos may really exist and cluster in the galactic centers. Anyway, the next

generation of  $X$ -ray and  $\gamma$ -ray satellites, with improved sensitivity and angular resolution, will allow to definitely confirm or exclude the presence of a massive neutrino ball at the galactic center.

The outline of the paper is the following: in Section 2 we describe the adopted neutrino ball model, then we consider in Section 3 a set of astrophysical constraints which can be put on the neutrino ball parameters. In Section 4, we investigate the observational signatures from this exotic object at the Galactic Center. Our main conclusions are summarized in Section 5.

## 2. The neutrino ball model

The gravitational equilibrium of a fully degenerate system of fermions is well known since Chandrasekhar (1939) who showed that equilibrium configurations do exist if the total number of particles is less than the critical value  $N_{crit} \simeq (m_{Planck}/m_\nu)^3$ . Here  $m_{Planck} \simeq (\hbar c/G)^{1/2}$  is the Planck mass. However, it has been stressed by several authors that in the standard cosmology a degeneracy value near zero (corresponding to the semi-degenerate case) should be expected for neutrinos produced in the early universe (see e.g. Dolgov and Zel'dovich 1981). When the gravitational configurations of semi-degenerate systems of fermions are calculated, a spatial divergence appears and the solutions are not finite in masses and radii as in the case of isothermal systems obeying the classical statistics (Gao and Ruffini 1980). A solution to this problem has been proposed by Ruffini and Stella (1983) on the basis of the early work of King (1966). These works introduce a distribution function modified with an energy cutoff in phase space and allow to obtain self-gravitating systems limited in extension since the velocity of the particles at any point of the system has to be lower than the escape velocity. In the case of spherical symmetry and within the non-relativistic approximation (see below), this escape velocity is given in terms of the gravitational potential  $V(r)$  by

$$v_e^2(r) = -2V(r), \quad (1)$$

where  $V(r)$  is fixed to be zero at the boundary  $R$  of the system.

Massive neutrinos are considered to be collisionless and are described in the momentum space by the distribution function (Ruffini and Stella 1983)

$$\begin{cases} dn(r) = \frac{g}{h^3} \frac{1 - e^{(\epsilon - \epsilon_c(r))/kT}}{e^{(\epsilon - \mu(r))/kT} + 1} d^3p(\epsilon) & \text{for } \epsilon \leq \epsilon_c(r) \\ dn(r) = 0 & \text{for } \epsilon > \epsilon_c(r), \end{cases} \quad (2)$$

where  $\epsilon_c(r)$  is the energy cutoff for neutrinos,  $g = 2s_\nu + 1$  the spin multiplicity of quantum states,  $\mu(r)$  the chemical potential and  $T$  the fermionic thermodynamic temperature assumed to be constant. This distribution function generalizes to semi-degenerate systems of fermions the distribution function introduced by King (1966) for systems

of classical particles (for which  $\mu(r) \rightarrow -\infty$ ). At the same time it includes the usual Fermi-Dirac statistics, which is recovered from equation (2) in the limit  $\mu(r) \rightarrow +\infty$  and  $\epsilon_c(r) \rightarrow +\infty$ .

In view of the application of the distribution function in equation (2) to the neutrino ball at the Galactic Center, we restrict our attention to the non-relativistic regime because of the densities involved in this structure. With the approximation  $\epsilon = m_\nu v^2/2$  and  $kT \ll m_\nu c^2$ , after integration on  $d^3p$ , one gets the mass density  $\rho(r)$  and the pressure  $p(r)$  as a function of the radial coordinate  $r$

$$\rho(r) = \frac{2\pi g m_\nu^4}{h^3 j^3} \int_0^{W(r)} \frac{1 - e^{x-W(r)}}{e^{x-\theta(r)} + 1} x^{1/2} dx. \quad (3)$$

$$p(r) = \frac{2\pi g m_\nu^4}{3 h^3 j^5} \int_0^{W(r)} \frac{1 - e^{x-W(r)}}{e^{x-\theta(r)} + 1} x^{3/2} dx, \quad (4)$$

where

$$x = j^2 v^2, \quad j^2 = \frac{m_\nu}{2kT} \quad (5)$$

and the quantities  $W(r)$  and  $\theta(r)$  are the energy-cutoff and degeneracy parameter defined by

$$W(r) = \frac{\epsilon_c(r)}{kT} \quad \text{and} \quad \theta(r) = \frac{\mu(r)}{kT}. \quad (6)$$

We note that in the fully degenerate limit, being  $\theta(r) \gg 1$  and  $W(r) \gg 1$ , equations (3) and (4) give the usual density and pressure of a degenerate Fermi gas (Chandrasekhar 1939)

$$[\rho(r)]_{deg} = \frac{4\pi g m_\nu^4}{3h^3} \left( \frac{2\mu(r)}{m_\nu} \right)^{3/2}, \quad (7)$$

$$[p(r)]_{deg} = \frac{4\pi g m_\nu^4}{15h^3} \left( \frac{2\mu(r)}{m_\nu} \right)^{5/2}. \quad (8)$$

Density and pressure in equations (3) and (4) depend on four parameters: the mass of the particle  $m_\nu$ , the temperature parameter  $j$ , the energy cutoff parameter  $W(r)$  and the degeneracy factor  $\theta(r)$ . However, the assumed condition of thermal equilibrium in the presence of a gravitational field for the neutrino ball implies the following relation between  $\theta(r)$  and  $W(r)$  (Ingrosso, Merafina, Ruffini and Strafella 1992)

$$\theta(r) = W(r) + \theta_R, \quad (9)$$

where  $\theta_R \leq 0$  is the degeneracy evaluated at the system's surface.

Assuming spherical symmetry, within the non-relativistic limit, the equations governing the gravitational equilibrium of the self-gravitating systems are

$$\frac{dp}{dr} = -\frac{GM(r)\rho}{r^2}, \quad \frac{dM}{dr} = 4\pi r^2 \rho, \quad (10)$$

which can be recasted in the form

$$\frac{dW}{dr} = -2j^2 \frac{GM(r)}{r^2}, \quad (11)$$

from which it follows that

$$\frac{d^2W}{d\xi^2} + \frac{2}{\xi} \frac{dW}{d\xi} = -8\pi G j^2 r_0^2 \rho, \quad (12)$$

where  $\xi = r/r_0$  is a dimensionless radius expressed in terms of the “core radius”

$$r_0^2 = \frac{9}{8\pi G \rho(0) j^2}. \quad (13)$$

We note that the particle velocity dispersion obeys the relation

$$\langle v^2(r) \rangle = \frac{3p(r)}{\rho(r)j^2}, \quad (14)$$

which in the classical limit reduces to the Boltzmann relation  $\langle v^2(r) \rangle = 3/(2j^2)$ , while in the fully degenerate case reads  $\langle v^2(r) \rangle = 3W(r)/(5j^2)$ .

Equation (12) has to be integrated with the boundary conditions  $W(0) = W_0$  and  $W'(0) = 0$  from the center of the configuration to the surface at which  $W(R) = 0$ . Clearly, equation (12), through the definition of the density  $\rho(r)$ , also depends on the degeneracy parameter at the surface of the configuration  $\theta_R$ , while the dependence on the parameters  $m_\nu$  and  $j$  disappears by the definition of  $r_0$ . The radius  $R$  and the total mass  $M$  of the system are given by

$$R = r_0 \xi_R \quad \text{and} \quad M = \frac{r_0}{2Gj^2} \left( -\xi^2 \frac{dW}{d\xi} \right)_{\xi=\xi_R}, \quad (15)$$

where  $\xi_R$  is the value of the radial coordinate at which  $W(\xi_R) = 0$  and  $\rho(\xi_R) = 0$ .

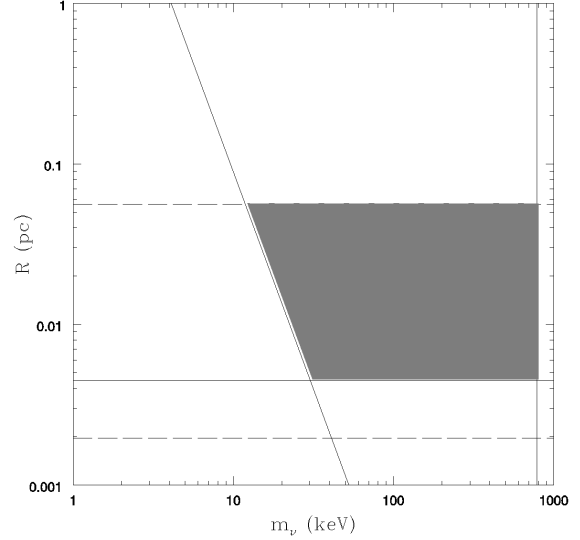
A detailed analysis of the numerical solutions of equation (12) has been performed by Ruffini and Stella (1983) and Ingrosso, Merafina, Ruffini and Strafella (1992), showing that simple scaling relations between  $m_\nu$ ,  $M$  and  $R$  may be found both in the classical and in the degenerate cases. In fact, in the classical limit  $\theta_R \rightarrow -\infty$ , one gets

$$m_\nu \propto R^{-3/8} e^{-\theta_R/4} M^{-1/8}. \quad (16)$$

In the degenerate limit the dependence of  $m_\nu$  on the parameter  $\theta_R$  disappears so that the scale law is

$$m_\nu \propto R^{-3/8} M^{-1/8}, \quad (17)$$

corresponding to the well known Chandrasekhar’s (1939) scaling laws. The typical relationship between the ball radius and the constituting neutrino mass is shown in Figure 1 and it will be discussed in the following Section.



**Fig. 1.** The neutrino ball radius  $R$  is reported as a function of the constituting neutrino mass  $m_\nu$ . The neutrino ball mass has been assumed to be  $M = (2.6 \pm 0.2) \times 10^6 M_\odot$ . The oblique dashed line corresponds to the full degenerate models. The vertical continuous line represents the Chandrasekhar limit. The two horizontal dashed lines bound the models satisfying the observed luminosity towards SgrA\*. The models above the horizontal solid line have  $T_{ev} \geq T_H$ . Details are throughout the text.

### 3. Astrophysical constraints

The aim of this Section is to determine the constraints that current astrophysical observations can put on the physical parameters of a possible neutrino ball at the Galactic Center, described by the model outlined in Section 2. These constraints are the consequence both of the available astronomical observations, like star dynamics within 1 pc from the Galactic Center and the SgrA\* luminosity observed in all wavelengths, and of the theoretical mass limit for stable configurations of fermions.

First of all, it is well known that the two dimensional positions and velocities measured for stars in the inner  $6'' \times 6''$  ( $0.23 \times 0.23$  pc) provide excellent constraints on the matter distribution at the galactic center. With the assumption that stars are gravitationally bound by the central gravitational potential, Bahcall and Tremaine (1981) proposed to use a projected mass estimator which, for the case of star isotropic orbits, is given by

$$M = \frac{16}{\pi G} \langle v^2(b)b \rangle \quad (18)$$

where  $v(b)$  and  $b$  represent the star projected velocity and distance from SgrA\*, respectively. For the Galactic Center data the estimator above gives, for the amount of matter contained within 0.015 pc, the value  $M = (2.6 \pm 0.2) \times 10^6 M_\odot$  (Ghez, Klein, Morris and Becklin 1998).

As far as the SgrA\* luminosity is concerned, Melia (1992) showed that observations of stellar winds and gas flows near SgrA\*, coupled with the above estimate of the SBH mass, imply a minimum mass accretion rate  $\dot{M} \simeq 10^{-6} M_\odot \text{ yr}^{-1}$  (Genzel, Hollenbach and Townes 1994). This estimate, for a standard thin accretion disk around the SBH would imply a total luminosity  $L \geq 10^{41} \text{ erg s}^{-1}$  with a peak emission in the X-ray band. On the contrary, the total luminosity observed from radio to  $\gamma$ -ray wavelengths is below  $10^{37} \text{ erg s}^{-1}$ , peaked in the near infrared region corresponding to a photon energy  $E_\gamma \simeq 5 \times 10^{-5} \text{ keV}$  (Narayan, Mahadevan, Grindlay et al. 1998).

In the neutrino ball scenario, assuming that the star dynamics around SgrA\* is accounted for by the galactic neutrino ball gravitational potential, we need that the mass enclosed within about  $10^{-2} \text{ pc}$  is  $M \simeq 2.6 \times 10^6 M_\odot$ . This condition, as it is evident from equations (16) and (17), allows us to determine the neutrino mass as a function of the ball radius in the case of degenerate systems, and of both the ball radius and degeneracy parameter  $\theta_R$  in the case of semi-degenerate ones. This is shown in Figure 1 where the oblique dashed line corresponds to the fully degenerate systems. The models on the right part with respect to this line are models with decreasing values of the degeneracy parameter  $\theta_R$  and increasing values of the neutrino mass  $m_\nu$ .

An upper limit to the constituting neutrino mass  $m_\nu$  does anyway exist as a consequence of General Relativity. In fact, it is well known (see e.g. Shapiro and Teukolsky 1983) that the balance between the gravitational force and the degeneracy pressure leads to stable configurations of fermions until the number of particles composing the system does not exceed the critical value given by

$$(N_\nu)_{\max} \simeq \left( \frac{\hbar c}{G} \right)^{3/2} m_\nu^{-3}. \quad (19)$$

In this way, the maximum neutrino mass allowed by the General Relativity can be estimated as a function of the total mass by

$$(m_\nu)_{\max} \simeq 787 \left( \frac{2.6 \times 10^6 M_\odot}{M} \right)^{\frac{1}{2}} \text{ keV}, \quad (20)$$

which, for the assumed neutrino ball mass, entails  $m_{\nu, \max} \simeq 787 \text{ keV}$ . This limit corresponds to the vertical solid line in Figure 1.

In addition to the above dynamical constraint, also the SgrA\* luminosity has to be consistent with the ball parameters  $M$ ,  $R$  and  $m_\nu$ . We assume that the luminosity observed from the Galactic Center is the result of the

accretion of the surrounding gas on the neutrino ball. In this case, for a spherical inflow, the energy of the emitted thermalized photons is given by (Shapiro and Teukolsky 1983)

$$E_\gamma \simeq 10^{-5} R_{16}^{-1/2} L_{37}^{1/4} \text{ keV}, \quad (21)$$

where  $R_{16}$  and  $L_{37}$  represent the neutrino ball radius and the total luminosity in units of  $10^{16} \text{ cm}$  and  $10^{37} \text{ erg s}^{-1}$ , respectively.

Therefore, for an observed SgrA\* luminosity  $L \simeq 10^{37} \text{ erg s}^{-1}$ , and for a photon energy  $E_\gamma \simeq (5 \pm 1) \times 10^{-5} \text{ keV}$ , the previous equation entails a set of acceptable neutrino ball models corresponding to the region between the two horizontal dashed lines in Figure 1. As one can see, the lower limit to the neutrino mass is  $m_\nu \simeq 11 \text{ keV}$  corresponding to the maximum acceptable neutrino ball radius  $R \simeq 5.5 \times 10^{-2} \text{ pc}$ . We note also that the mass enclosed within 0.015 pc is  $2.42 \times 10^6 M_\odot$ , in agreement with the observational constraints.

An additional constraint on the allowed neutrino ball parameters  $R$  and  $m_\nu$  derives by requiring that the evaporation time-scale of the system is greater than the Hubble time  $T_H \simeq 1.4 \times 10^{10} \text{ yrs}$ . In fact, by considering the interaction among neutrinos and anti-neutrinos of the ball itself via the following reaction channels (Boehm and Vogel 1987)

$$\nu_\tau + \bar{\nu}_\tau \rightarrow \nu_e + \bar{\nu}_e \quad (22)$$

$$\nu_\tau + \bar{\nu}_\tau \rightarrow \nu_\mu + \bar{\nu}_\mu,$$

the evaporation time-scale can be defined as

$$T_{ev} \simeq \frac{1}{n_\nu < v_\nu > \sigma_{\nu\nu}}, \quad (23)$$

where  $\sigma_{\nu\nu} \simeq G_f^2 m_\nu^2 / 2\pi\hbar^4 g$  ( $G_f$  is the Fermi coupling constant) is the process cross section (Holdom and Malaney 1994) and the neutrino mean velocity  $< v_\nu >$  is given by equation (14). By requiring that  $T_{ev} \geq T_H$  we obtain that the allowed models are those above the horizontal solid line in Figure 1 corresponding to a minimum neutrino ball radius of  $4.3 \times 10^{-3} \text{ pc}$ .

At this stage, the allowed neutrino ball parameters are represented by the grey region in Figure 1. In the next Section, the allowed region will be further reduced by considering the available observations both in the X-ray and  $\gamma$ -ray energy bands towards SgrA\*.

#### 4. Search for galactic neutrino ball signatures

In order to study the influence of a neutrino ball at the Galaxy Center, we investigate the observable signatures that should be produced *i)* in the interaction of incoming high energy neutrinos (or anti-neutrinos) with anti-neutrinos (or neutrinos) composing the ball, and *ii)* in the interaction between neutrinos and anti-neutrinos in the ball itself.

Let us first consider the case *i*). The existence of an high energy  $\mu$  neutrino (and/or anti-neutrino) flux is a theoretical consequence of the decay of charged pions produced in high energy  $pN$  interactions. From Cosmic Ray observation on Earth, Waxman and Bahcall (1998) derive an upper bound to the high energy neutrino flux given by

$$\frac{dN_{\nu_\mu}}{dE_{\nu_\mu}} \simeq 2 \times 10^{-8} \left( \frac{E_{\nu_\mu}}{\text{GeV}} \right)^{-2} \frac{\text{neutrinos}}{\text{cm}^2 \text{ s sr GeV}} \quad (24)$$

where  $E_{\nu_\mu}$  represents the energy of the incident  $\mu$  neutrinos. The previous relation holds for  $E_\gamma \geq 10^3$  GeV. In the framework of the Standard Model for weak interactions, these particles interact with the massive anti-neutrinos  $\bar{\nu}_\tau$  (or neutrinos  $\nu_\tau$ ) composing the ball, giving rise to a photon flux on Earth, as a consequence of the final neutral pion decays (Fargion, Mele and Salis 1999). Indeed, for a  $\nu_\mu \bar{\nu}_\tau$  (and charge conjugated  $\bar{\nu}_\mu \nu_\tau$ ) interaction via the  $W$  exchange in the  $t$ -channel, the cross section is given by (Fargion, Mele and Salis 1999)

$$\sigma(s) \simeq 108.5 \frac{A}{s} \left\{ 1 + \frac{m_W^2}{s} \times \left[ 2 - \frac{s-B}{A} \ln \left( \frac{B+A}{B-A} \right) \right] \right\} \text{ pb}, \quad (25)$$

where  $m_W$  is the  $W$  boson mass,  $\sqrt{s}$  is the center of mass energy which – in the relativistic limit reads out to be  $\sqrt{s} \simeq \sqrt{2m_{\nu_\tau} E_\nu}$  – and the two functions  $A$  and  $B$  are defined, respectively, as

$$\begin{cases} A = \sqrt{[s - (m_{\nu_\tau} + m_{\nu_\mu})^2][s - (m_{\nu_\tau} - m_{\nu_\mu})^2]}, \\ B = s + 2m_W^2 - m_\tau^2, \end{cases} \quad (26)$$

where  $m_{\nu_\tau}$  and  $m_{\nu_\mu}$  are the neutrino  $\nu_\tau$  and the neutrino  $\nu_\mu$  masses, respectively. From the  $t$ -channel reaction chain for final photon production, it is easy to observe that the energy of each incident neutrino is a multiple  $\eta$  of the energy of the produced photon ( $E_{\nu_\mu} \simeq \eta E_\gamma$ ) and that each step of the chain occurs with probability  $P_i$  (Fargion, Mele and Salis 1999).

The photon flux on Earth, obviously, depends on the neutrino ball parameter, *i.e.* the radius  $R$  and the neutrino number density  $n_{\nu_\tau}(r) \simeq \rho(r)/m_{\nu_\tau}$ . In this way, the photons flux at energy  $E_\gamma$  is estimated to be

$$\frac{dN_\gamma}{dE_\gamma} \simeq \int_0^R \frac{dN_{\nu_\mu}}{dE_{\nu_\mu}} \left( \frac{r}{D} \right)^2 e^{\sigma(s)n_{\nu_\tau}(r-R)} \sigma(s)n_{\nu_\tau} \prod_i P_i dr, \quad (27)$$

where  $D \simeq 8.5$  Kpc is the Earth distance from the Galactic Center. In Figure 2 we show the flux  $dN_\gamma/dE_\gamma$  for different values of  $E_\gamma$  and  $m_{\nu_\tau} \gtrsim 20$  keV, assuming for the neutrino ball mass and radius the values  $M \simeq 2.6 \times 10^6 M_\odot$  and  $R = 10^{-2}$  pc, respectively. In all cases, the  $\gamma$ -ray flux on Earth is too low to be measured by the actual instrumentation leaving open the problem to discriminate the Galactic Center dark object by using this kind of signature.

If a neutrino ball really exists at the Galactic Center, other possible characteristic signatures come from the interaction among neutrinos and anti-neutrinos of the ball itself via the radiative reaction channel and by the  $\tau$  neutrino decay (Boehm and Vogel 1987)

$$\begin{aligned} (a) \quad & \nu_\tau + \bar{\nu}_\tau \rightarrow \gamma + \gamma \\ (b) \quad & \nu_\tau \rightarrow \nu_e + \gamma. \end{aligned} \quad (28)$$

Following Viollier and Trautmann (1993), we assume that the reaction channel (a) produces photons at energy  $E_\gamma = m_\nu c^2$  giving rise to an emission line with luminosity

$$L_\gamma^a \simeq 4 \times 10^{25} \left( \frac{M}{2.6 \times 10^6 M_\odot} \right)^3 \times \left( \frac{m_{\nu_\tau} c^2}{14.5 \text{ keV}} \right)^9 \text{ erg s}^{-1}. \quad (29)$$

Further, neglecting  $X$ -ray absorption along the line of sight to the Galactic Center <sup>2</sup>, the corresponding photons flux on Earth turns out to be

$$\Phi_\gamma^a \simeq 4.5 \times 10^{-13} \left( \frac{M}{2.6 \times 10^6 M_\odot} \right)^3 \times \left( \frac{m_{\nu_\tau} c^2}{14.5 \text{ keV}} \right)^8 \text{ cm}^{-2} \text{ s}^{-1}. \quad (32)$$

Another possible neutrino ball signature comes from the (b) reaction channel in (28). In fact, as a consequence of the standard electroweak interaction theory, heavy neutrinos may decay into lighter neutrino species through the emission of a photon producing an  $X$ -ray emission line at energy  $E_\gamma = m_{\nu_\tau} c^2/2$ . The corresponding photon luminosity is

$$L_\gamma^b \simeq \frac{Mc^2}{2T_D}, \quad (33)$$

where the radiative decay constant  $T_D$  is given by (Viollier, Leimgruber and Trautmann 1992)

$$T_D^{-1} \leq 3 \times 10^{-19} \left( \frac{m_{\nu_\tau} c^2}{14.5 \text{ keV}} \right)^5 \text{ yr}^{-1}. \quad (34)$$

<sup>2</sup> Generally, in order to evaluate the photon flux on Earth we have also to consider the interstellar absorption due to the interaction of photons with the interstellar medium protons. In this way the photon flux on Earth should be

$$\Phi_\gamma \simeq \frac{L_\gamma}{4\pi D^2} e^{-\tau}, \quad (30)$$

where the total optical depth  $\tau$  is the sum of the two terms  $\tau_1 = \sigma_{\gamma p} n_{1,p} D_1$  and  $\tau_2 = \sigma_{\gamma p} n_{2,p} D_2$ . The cross section for  $\gamma - p$  interaction is given by (Morrison and McCammon 1983)

$$\sigma_{\gamma p} \simeq 2.3 \times 10^{-22} (E_\gamma/\text{keV})^{-8/3} \text{ cm}^2 \quad (31)$$

and the proton number densities  $n_{1,p}$  and  $n_{2,p}$  are assumed to be  $n_{1,p} \simeq 100 \text{ cm}^{-3}$  within  $D_1 \simeq 100$  pc from SgrA\* (see also Zane, Turolla and Treves 1996) and  $n_{2,p} \simeq 1 \text{ cm}^{-3}$  from the central region to Earth at the distance  $D_2 \simeq 8.5$  kpc, respectively. As we will see, in the case of interest ( $E_\gamma \geq 10$  keV) the absorption turns out to be negligible.

Consequently, the luminosity entails

$$L_\gamma^b \leq 2.3 \times 10^{34} \left( \frac{M}{2.6 \times 10^6 M_\odot} \right) \times \left( \frac{m_\nu c^2}{14.5 \text{ keV}} \right)^5 \text{ erg s}^{-1}, \quad (35)$$

corresponding to a photon flux on Earth

$$\Phi_\gamma^b \leq 1.2 \times 10^{-4} \left( \frac{M}{2.6 \times 10^6 M_\odot} \right) \times \left( \frac{m_\nu c^2}{14.5 \text{ keV}} \right)^4 \text{ cm}^{-2} \text{ s}^{-1}. \quad (36)$$

Let us now compare this expected photon flux with the presently available data. In the energy range of interest ( $10 \text{ keV} \lesssim E_\gamma < 787 \text{ keV}$ ), data have been collected mainly by the instruments ART-P on board of GRANAT and OSSE on CGRO.

ART-P made detailed observations towards the Galactic Center region in the energy band  $3 \text{ keV} - 30 \text{ keV}$  (Pavlinisky, Grebenev and Sunyaev 1994) and in particular towards SgrA\* with exposure time  $\simeq 164,000 \text{ s}$ . The derived photon spectrum is well described by a power law model with index  $\alpha = -1.6 \pm 0.1$  and the measured average flux, in the  $3 - 20 \text{ keV}$  energy band, is  $8.8 \times 10^{-3} \text{ photons cm}^{-2} \text{ s}^{-1}$ . The absence of lines and/or of other particular features is clear from Figure 6 on Pavlinisky, Grebenev and Sunyaev (1994).

OSSE instrument on the CGRO satellite has also observed the Galactic Center in the energy range  $30 \text{ keV} - 1 \text{ MeV}$  with exposure time of about one day (Smith, Leventhal, Gehrels et al. 1995). The observed SgrA\* spectrum can be well fitted by a power law model with index  $\alpha = -2.1 \pm 0.1$  and with average flux, in the  $30 - 600 \text{ keV}$  energy band, of  $9.7 \times 10^{-5} \text{ photons cm}^{-2} \text{ s}^{-1}$  (Smith, Leventhal, Gehrels et al. 1995). It is important to note that in the OSSE spectrum of the Galactic Center only two structures were observed, *i.e.* the emission line at  $511 \text{ keV}$ , corresponding to the electron-positron annihilation radiation, and the emission feature at  $170 \text{ keV}$  which is interpreted as the Compton backscattered  $511 \text{ keV}$  radiation (Smith, Leventhal, Gehrels et al. 1995).

A flux  $\Phi_\gamma$ , due to an emission line at energy  $E_\gamma$ , is detectable with  $k\sigma$  statistical detection threshold if

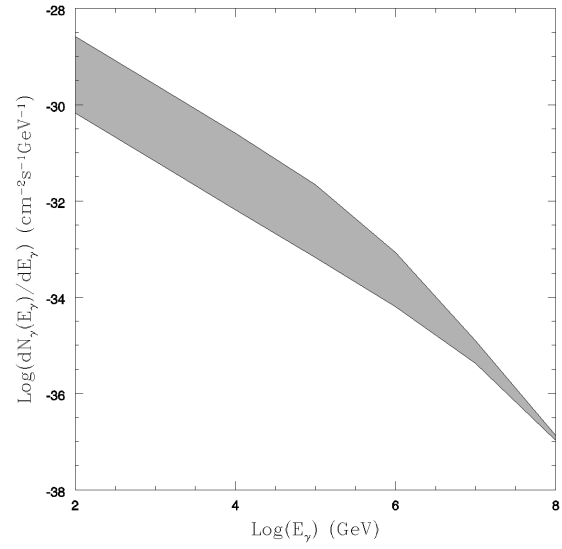
$$\Phi_\gamma > k \sqrt{\frac{\Phi_\gamma^{obs}(E_\gamma)}{T_{obs}}}, \quad (37)$$

where  $T_{obs}$  is the observation time and

$$\Phi_\gamma^{obs}(E_\gamma) = \int_{E_\gamma - \Delta E}^{E_\gamma + \Delta E} \frac{dN}{dE} dE \quad (38)$$

is the observed flux on Earth. Here  $dN/dE$  is the photon spectrum as observed by the ART-P and OSSE satellites and  $2\Delta E$  is the instrument spectral resolution (see Pavlinisky, Grebenev and Sunyaev 1994, Molkov, Grebenev, Pavlinisky and Sunyaev 1999, Johnson, Kinzer, Kurfess and Strickman 1993).

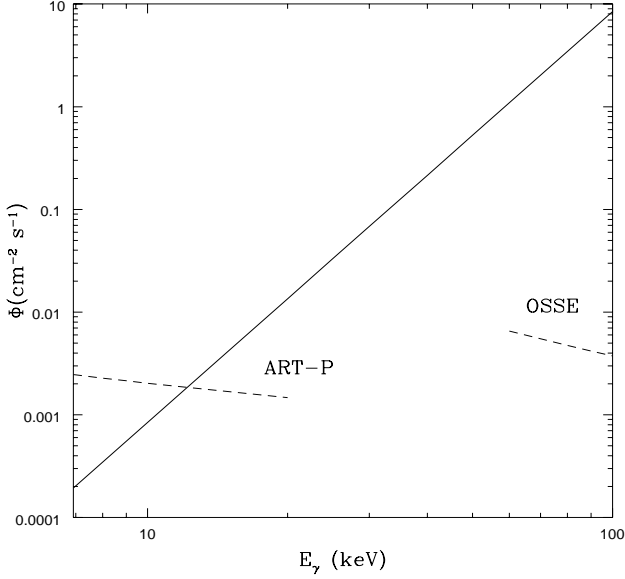
Clearly, due to the neutrino mass range  $11 \text{ keV} \lesssim m_\nu \lesssim 787 \text{ keV}$  (obtained from the analysis in Figure 1), the photon flux  $\Phi_\gamma^b$  in equation (36) is the most favorite signature for direct observation. Thus, by setting  $\Phi_\gamma(E_\gamma) \equiv \Phi_\gamma^b(m_\nu c^2/2)$ , the two hand sides of equation (37) are plotted in Figure (3) as a function of the line energy  $E_\gamma$ . Inspection of this figure allows us to reject neutrino ball models corresponding to neutrinos with mass  $m_\nu \gtrsim 24 \text{ keV}$  since they are expected to imply emission lines which should have been detected by ART-P. Consequently, the permitted neutrino mass range reduces to  $11 \text{ keV} \lesssim m_\nu \lesssim 24 \text{ keV}$ .



**Fig. 2.** The photon flux  $dN_\gamma(E_\gamma)/dE_\gamma$  on Earth, resulting from the interaction of high energy cosmic neutrinos (or anti-neutrinos) with the anti-neutrinos (or neutrinos) of the ball, is reported as a function of the photon energy  $E_\gamma$ . The dashed region corresponds to different photon fluxes depending on the constituting neutrino mass in the range  $20 - 787 \text{ keV}$ . Due to the extremely low flux on Earth, this kind of signature can not be used in order to test the presence of the neutrino ball at the center of the Galaxy.

## 5. Discussion and conclusion

In this paper, we investigate the possibility that the Galactic Center hosts a massive neutrino ball of total mass  $M \simeq 2.6 \times 10^6 M_\odot$ . The existence of such an object, under particular circumstances, should justify the low luminosity, from radio to  $\gamma$ -rays, observed in the direction of SgrA\*.



**Fig. 3.** The photon flux on Earth, produced by the decay of massive neutrinos into lighter species throughout a photon emission, is reported for different constituting neutrino mass. The neutrino ball mass has been assumed to be  $M = (2.6 \pm 0.2) \times 10^6 M_\odot$ . The dashed lines show the threshold flux necessary to see a line at energy  $E_\gamma$  within  $5\sigma$  statistical detection confidence level for the instruments ART-P and OSSE. The continuous line gives the expected photon flux in a line at energy  $E_\gamma = m_\nu c^2/2$  (for details see text).

We build up models for the neutrino ball by studying the gravitational equilibrium of a semi-degenerate fermion gas. Density and pressure within the ball are defined by adopting a formalism based on a distribution function in phase space, which allows us to consider neutrinos with a degeneracy degree varying from the center to the border of the system. Limiting cases are the fully degenerate fermion systems (which are represented by the oblique dashed line in Figure 1) and the classical isothermal spheres well known in the literature. The local balance between gravitational force and pressure gradient leads to stable configurations if the number of neutrinos (and/or anti-neutrinos) does not exceed the critical value in equation (19). This fact, for a total ball mass  $M \simeq 2.6 \times 10^6 M_\odot$ , allow us to put an upper limit to the neutrino mass  $m_\nu \lesssim 787$  keV. This limit is represented in Figure 1 by the vertical solid line. Acceptable neutrino ball models in Figure 1 are those between the oblique dashed line and the vertical solid one, having decreasing degeneracy with increasing neutrino mass  $m_\nu$ .

By requiring, moreover, that the observed luminosity towards SgrA\* comes from the accretion process on the neutrino ball and that the evaporation time scale of the ball is longer than the Hubble time, the allowed models

are those on the grey region in Figure 1. Correspondingly, we get that  $11 \text{ keV} \lesssim m_\nu \lesssim 787 \text{ keV}$ .

The above neutrino mass range can be further reduced by studying the photon flux on Earth due to *i*) interaction of incoming ultra high energy neutrinos (or anti-neutrinos) with anti-neutrinos (or neutrinos) composing the ball, and *ii*) interaction between neutrinos and anti-neutrinos in the ball itself (28 a) and  $\tau$  neutrino decay (28 b). Investigation of such effects gives us the opportunity to test the model itself by comparing the neutrino ball signature with the available satellite observations. In particular, the neutrino decay reaction  $\nu_\tau \rightarrow \nu_e + \gamma$  gives rise to an emission line at energy  $m_{\nu_\tau} c^2/2$ . However, a detailed analysis of the observed spectrum towards the Galactic Center allows us to exclude such a signal for a constituting neutrino mass  $m_\nu \gtrsim 24 \text{ keV}$  (see Figure 3). Therefore, present observations do not allow to exclude the existence of a neutrino ball at the Galactic Center with mass  $M \simeq 2.6 \times 10^6 M_\odot$  if the constituting neutrino mass  $m_\nu$  is in the range  $11 \text{ keV} \lesssim m_\nu \lesssim 24 \text{ keV}$ . The next generation of X-ray satellites, like XEUS (XEUS home-page 2000) and Constellation-X (Constellation-X home-page 2000), with improved sensitivity and angular resolution will be able to definitively exclude or confirm the existence of a neutrino ball with constituting particle mass in the above range.

*Acknowledgements.* We thank Dr. Daniele Montanino for interesting discussions.

## References

- Agol E., 2000, ApJ 538, 121
- Bahcall D.C. and Tremaine S., 1981, ApJ 244, 805
- Bilić N., Lindebaum R.J., Tupper G.B. and Viollier R.D., astro-ph/0008230
- Bilić N., Munyaneza F. and Viollier R.D., 1998, Phys. Rev. D 59, 024003
- Binney J. and Tremaine S., 1987, *Galactic Dynamics*, Princeton University Press
- Boehm F. and Vogel P., 1987, *Physics of massive neutrinos*, Cambridge University Press
- Chandrasekhar S., 1939, *An introduction to the Study of Stellar Structure*, University of Chicago Press
- Capozziello S. and Iovane G., 1999, Phys. Lett. A 259, 185
- Capozziello S., Lambiase G. and Torres D.F., 2000, CQG 17, 3171
- Colin P., Avila-Reese V. and Valenzuela O., 2000, ApJ 542, 622
- Constellation-X Mission, 2000, <http://constellation.gsfc.nasa.gov/>
- De Paolis F., Gurzadyan V. and Ingrosso G., 1996, A&A 315, 396
- De Paolis F., Ingrosso G. and Nucita A. A., 2001, A&A 366, 1065
- Dolgov A.D. and Hansen S.H., 2000, hep-ph/0103118
- Dolgov A.D., Hansen S.H. and Semikoz D.V., 1998, Nucl. Phys. B 524, 6210
- Dolgov A. D. and Zel'dovich Ya. B., 1981, Rev. Mod. Phys. 53, 1



- Dress M. and Wright D., 2000, hep-ph/0006274
- Fargion D., Mele B. and Salis A., 1999, ApJ 517, 725
- Gao J. G. and Ruffini R., 1980, Phys. Lett. 97B, 388
- Genzel R., Hollenbach D. and Townes C. H., 1994, Rep. Prog. Phys. 57, 417
- Genzel R., Thatte N., Krabbe A. and Tacconi-Garman L.E., 1996, ApJ, 472, 153
- Ghez A.M., Klein B.L., Morris M. and Becklin E.E., 1998, ApJ 509, 678
- Giudice G.F., Kolbe E.W., Riotto A. et al., 2000, hep-ph/0012317
- Goldwurm A., Cordier B., Paul, J. et al. 1994, Nature 371, 589
- Holdom B. and Malaney R.A., 1994, ApJ 420, L53
- Ingrasso G., Merafina M., Ruffini R. and Strafella F., 1992, A&A 258, 223
- Johnson W.N., Kinzer R.L., Kurfess J.D. and Strickman M.S., 1993, ApJ 86, 693
- King I. R., 1966, AJ 71, 64
- Kolb E.W. and Turner M.S., 1990 *The Early Universe*, Addison-Wesley
- Lindebaum R.J., Tupper G.B. and Viollier R.D., 1999, astro-ph/9906004
- Melia F., 1992, ApJ 387, L25
- Molkov S.V., Grebenev S.A., Pavlinsky M.N., Sunyaev R.A., 1998, astro-ph/9903089
- Narayan R., Mahadevan R., Grindlay J.E. et al., 1998, ApJ 492, 554
- Morrison R. and McCammon D., 1983, ApJ 270, 119
- Pavlinsky M.N., Grebenev S.A. and Sunyaev R.A., 1994, ApJ 425, 110
- Ruffini R. and Stella L., 1983, A&A 119, 35
- Shapiro S.L. and Teukolsky S.A., 1983, *Black Holes, white Dwarfs and Neutron Stars*, John Wiley & Sons
- Shi X. and Fuller G.M., 1999, Phys. Rev. Lett 82, 2832
- Smith D.M., Leventhal M., Gehrels N. et al., 1995, ApJ 443, 117
- Torres D.F., Capozziello S., and Lambiase G., 2000, Phys.Rev.D 62, 104012
- Tsiklauri D. and Viollier R.D., 1996, MNRAS 282, 1299
- Tsiklauri D. and Viollier D., 1998a, ApJ 500, 591
- Tsiklauri D. and Viollier D., 1998b, ApJ 501, 586
- Viollier R.D., 1994, Prog. Part. Nucl. Phys. 32, 51
- Viollier D. and Trautmann D., 1994, Phys.Lett.B 306, 79
- Viollier D., Leimgruber F.R. and Trautmann D., 1992, Phys.Lett.B 297, 132
- Waxman E. and Bahcall J., 1998, Phys.Rev.D, 59
- XEUS Collaboration, 2000,  
<http://astro.estec.esa.nl/SA-general/Projects/XEUS>
- Zane S., Turolla R. and Treves A., 1996, ApJ 471, 248