

# Radiation of neutron stars and the nature of quasars

Anatoly A. Svidzinsky<sup>1</sup>

## ABSTRACT

We find a new mechanism of neutron star radiation wherein thermally excited helical waves of vortices in the superfluid core of a rotating neutron star produce its radiation spectrum. We find that neutron stars with a superfluid core of bosons (bosonic stars) are powerful sources of radio waves, their radiation spectrum is not Planck's and similar to the spectrum observed from a class of quasi-stellar objects known as red blazars. We argue that bosonic stars constitute some part of blazar population. We find that radiated power produced by vortices can be comparable with the energy losses due to neutrino emission, which so far is considered as the most efficient mechanism of a neutron star cooling at high temperatures. The existence of blazars serves as a strong evidence of neutron stars with a superfluid Bose condensate.

*Subject headings:* stars: neutron – dense matter – BL Lac objects: general – quasars: general

## 1. Introduction

For centuries, quasars went undetected, appearing in the sky as faint stars. In the 1940s, however, radio scientists discovered that celestial objects emitted radio waves, giving birth to radio astronomy. The big news came in 1960s, when radio sources were discovered to be associated with stars (point-like optical source). In other words, the stars were producing radio waves that they were not supposed to produce. These objects were named "quasi-stellar radio sources". Later, when some were found to produce different types of radiation, scientists settled on the general name "quasars".

Since their discovery in 1960's (Schmidt 1963) quasars (QSOs) became one of the most mysterious objects in our Universe. All observed QSOs share several remarkable traits. First they are strong sources of radio waves and their radiation spectrum is not a Planck spectrum of thermal radiation as in ordinary stars. Secondly, all QSOs produce radiation that is significantly shifted toward the red end of the spectrum. Some QSOs are shifted as little as 2%, while others are shifted more than 600%. Third, their radiation is characterized by strong emission lines, while ordinary stars produce light with strong absorption lines. Finally, all QSOs have small volumes by galactic standards. One of the most puzzling features is that if the redshift occurs due to large speed of QSOs relative to Earth, they must be huge distances away (if they obey the Hubble law) and extremely luminous – their luminosity should lie between 10 and 100 of the total optical luminosity of the brightest galaxies. Many different models were proposed to explain enormous energy creation in a small volume. The "standard model" for the energy source is accretion of matter onto a large (about 100 million solar mass) black hole.

However, despite great efforts, the nature of QSOs remains completely unclear. One of the problem is distances to these objects. An argument in favor of cosmological redshifts is the continuity idea first proposed by Sandage (1973) in which it is supposed that all QSOs lie in the nuclei of galaxies, the weaker

---

<sup>1</sup>Department of Physics, Stanford University, Stanford, CA 94305-4060; asvid@stanford.edu

of them being nuclei of Seyfert galaxies. Some QSOs and the compact galaxies they evolve into are resolved and many low redshift QSOs lie close to galaxies with approximately the same redshifts. This suggests on cosmological distances to these objects. On the other hand, there is a strong evidence that many low redshift galaxies and high redshift QSOs are physically associated and, therefore, these QSOs are no further away than the close galaxies (Burbidge et al. 1990; Burbidge & Hewitt 1992; Arp 1987; Burbidge 1996; Benitez & Martinez-Gonzalez 1997; Arp 1998).

In this paper we study the radiation spectrum of rotating neutron stars with a superfluid core of bosons (bosonic stars) and find that helical waves of vortices in the star’s core produce its radiation in the radio-ultraviolet bands. We demonstrate that the radiation spectrum of bosonic stars coincides with the spectrum observed from a part of QSOs known as blazars (more exactly red blazars). We propose a theory of blazars as rotating bosonic stars and argue that neutron star like objects constitute some part of their population. The redshift of blazars can be explained as a gravitational redshift from a neutron star. We suggest that our model can resolve the controversy about distances to QSOs: the main part of QSOs are, probably, active galactic nuclei and their distances are given by their redshifts, while the redshift of some QSOs, in particular blazars, has gravitational origin and they are quite close objects. Bringing the QSOs closer also solves the problem about observed apparent superluminal motion of blazars (Burbidge & Hewitt 1992).

## 2. Structure of neutron stars

According to theory of neutron stars (NSs) (Yakovlev 1999) a NS can be subdivided into the atmosphere and four internal regions: the outer crust, the inner crust, the outer core and the inner core as shown in Fig. 1. The atmosphere is a thin plasma layer, where electromagnetic radiation is formed. The depth of the atmosphere varies from some ten centimeters in a hot NS down to some millimeters in a cold one. The outer crust extends from the bottom of the atmosphere to the layer of density  $\approx 4.3 \times 10^{14} \text{kg/m}^3$  and has a depth of several hundred meters. Ions and electrons compose its matter. The depth of the inner crust may be as large as several kilometers. The inner crust consists of electrons, free neutrons and neutron-rich atomic nuclei. Neutrons in the inner crust may be in a superfluid state. The outer core occupies the density range  $0.5 - 2\psi_0$ , where  $\psi_0 = 2.8 \times 10^{17} \text{kg/m}^3$  is the saturation nuclear matter density, and can be several kilometers in depth. It consists of neutrons  $n$  with some (several per cent by particle number) admixture of protons  $p$  and electrons  $e$ . Almost all theories of neutron stars predict the appearance of neutron superfluidity in the outer NS core. In a low-mass NS, the outer core extends to the stellar center.

More dense NSs also possess an inner superfluid core (see Fig. 1). Its radius may reach several kilometers and central density may be as high as  $10 - 15\psi_0$ . Properties of matter at densities much larger than nuclear are poorly known and constitute a challenging problem of modern science. They have implications of great importance not only for compact stars, but for cosmology, the early universe, its evolution and for laboratory physics of high-energy nuclear collisions. Several hypotheses about the composition and equation of state of the star inner core are discussed in the literature. One of them is appearance of  $\Sigma$ - and  $\Lambda$ -hyperons in the inner core. The second hypothesis assumes the appearance of pion condensation. The third hypothesis predicts a phase transition to strange quark matter composed of almost free  $u$ ,  $d$  and  $s$  quarks with a small admixture of electrons. Several authors also considered the hypothesis of kaon condensation in the dense matter. The radius of the NS usually decreases as the stellar mass  $M$  increases (NS becomes more compact). The mass  $M$  reaches its maximum at some density, which corresponds to the most compact stable stellar configuration. Typically the stellar mass ranges between  $0.5 - 3M_\odot$  for different equations of state ( $M_\odot$  is the solar mass).

In this paper we consider a model of a neutron star with a superfluid core of bosons (e.g., pions or kaons) and show that the superfluid bosonic core substantially changes star radiation. The radiation spectrum becomes non Planck's and its detection can indicate on Bose condensation in the stellar interior. The observed radiation of some pulsars and blazars supports our model and provides an evidence that Bose condensation occurs in superdense nuclear matter.

### 3. Radiation of rotating bosonic stars

If a neutron star rotates with an angular velocity  $\Omega = \Omega \hat{z}$  a periodic vortex lattice forms in a superfluid phase of the star core. Typical value of the lower critical angular velocity of the vortex formation is  $\Omega_{c1}/2\pi \sim 10^{-14} \text{s}^{-1}$  (Sedrakyan & Shakhabyan 1991). The vortices are parallel to the axis of rotation apart from a tiny region ( $\leq 10^{-5} \text{m}$ ) near the condensate surface, where they are curved and cross the boundary in the perpendicular direction. The distance between vortices in a triangular lattice is  $b = (4\pi\hbar/\sqrt{3}m\Omega)^{1/2}$ , where  $m$  is the mass of the condensate particles. For  $m = 1.67 \times 10^{-27} \text{kg}$  and  $\Omega/2\pi = 100 \text{s}^{-1}$  the lattice period  $b = 2.7 \times 10^{-5} \text{m}$ . For neutron stars the characteristic size of the vortex core is  $\xi = 10^{-14} \text{m}$ , so that  $b \sim 10^9 \xi$  and the total number of vortices in the superfluid  $N = mR^2\Omega/\hbar \sim 10^{18}$ , where  $R$  is the radius of the superfluid condensate (Sedrakyan & Shakhabyan 1991).

First, let us consider a single straight vortex line located in a spherical superfluid condensate. We assume the condensate density to be uniform inside the sphere. For  $k_{\parallel}R \gg 1$ , where  $2R$  is the length of the vortex line, we can neglect size effects and normal modes of the vortex are helical waves with approximately continuous spectrum (Lifshitz & Pitaevskii 1980):

$$r_{\perp} = A \exp(i\omega t + ik_{\parallel}z), \quad (1)$$

$$\omega = \frac{\hbar}{2m} k_{\parallel}^2 \ln(1/k_{\parallel}\xi), \quad (2)$$

where  $A$  is the amplitude and  $k_{\parallel}$  is the wave number. Eqs. (1), (2) are valid for  $k_{\parallel}\xi \ll 1$ , or  $\omega \ll \omega_c = \hbar/2m\xi^2 \sim 10^{21} \text{Hz}$ . Eq. (1) describes rotation of a helix with the angular frequency  $\omega$ . The number of modes in an interval  $dk_{\parallel}$  is equal to  $d\tau = Rdk_{\parallel}/\pi$ , where  $dk_{\parallel} = d\omega \sqrt{m/\hbar\omega \ln(\omega_c/\omega)}$ .

Further, the energy of the system in terms of normal modes has the form (Svidzinsky & Fetter 2000a)

$$E = E_0 + \pi\rho R \sum_n A_n^2 \hbar\omega_n, \quad (3)$$

where  $\rho$  is the particle density of the condensate (number of particles in a unit volume). This formula and the dispersion relation (2) are valid for a vortex line in both Bose and in Fermi superfluids. If helical waves are excited thermally then at temperature  $T$  the energy of the wave with the frequency  $\omega$  is equal to  $\hbar\omega$  times the mean number  $1/[\exp(\hbar\omega/k_B T) - 1]$  of excitations in that state. Therefore, the square of the vortex wave amplitude is given by (compare with the result of Barenghi 1996)

$$A^2 = \frac{1}{\pi\rho R [\exp(\hbar\omega/k_B T) - 1]}, \quad (4)$$

where  $k_B$  is Boltzmann's constant. For typical parameters of neutron stars  $A \ll \xi$ . Indeed, if we take  $\rho = 10^{45} \text{m}^{-3}$ ,  $R = 10 \text{km}$ ,  $\omega/2\pi = 10^9 \text{Hz}$ ,  $T = 10^8 \text{K}$  and  $\xi = 10^{-14} \text{m}$ , we obtain for the amplitude of the thermally excited helical wave in a Bose condensate  $A = 0.8 \times 10^{-6} \xi$  and velocity of the vortex elements

is  $v = \omega A = 5 \times 10^{-11} \text{m/s}^{-1}$ . Further in this paper we focus on neutron stars with a superfluid Bose condensate because radiation of vortices is less substantial in a superfluid Fermi system.

A moving vortex in a compressible fluid emits sound waves, leading to a loss of energy (Ovchinnikov & Sigal 1998). Recently, Lundh and Ao (2000) studied radiation of sound from a moving straight vortex in a uniform superfluid. Vortices can be understood as fundamental “charged” objects generating “electromagnetic” fields (Fischer 1999). A homogeneous two-dimensional (2D) superfluid is equivalent to (2+1)-dimensional electrodynamics, with vortices playing the role of charges and sound corresponding to electromagnetic radiation (Arovas & Freire 1997; Ambegaokar et al. 1980). Thus, radiation of sound waves from a vortex moving on a circular trajectory in a condensate is concentrated in a plane perpendicular to the vortex line and can be estimated using formulas for the cyclotron radiation of an electrical charge moving along a circular orbit in 2D space. In the case of helical waves the vortex is slightly curved. One can show, however, that sound radiation from the helical vortex motion with the amplitude  $A$  is approximately the same as radiation of a straight vortex executing circular motion at the radius  $A$ . The vortex radiates sound in a plane perpendicular to  $\Omega$  within a small diffraction angle  $\Delta\theta \sim \lambda_s/L$ , where  $L$  is the vortex length. In the radio band the wavelength of sound is  $\lambda_s \sim 10^{-3} \text{m}$ , so that  $\Delta\theta \sim 10^{-7}$ . The radiation is possible if the wavelength of sound that would be emitted is less than the size  $R$  of the condensate, which gives the condition  $\omega/2\pi > \hbar/\sqrt{2}m\xi R \sim 10^3 \text{Hz}$ , the speed of sound is  $c_s = \hbar/\sqrt{2}m\xi \sim 10^7 \text{m/s}$ . The power radiated by a vortex with length  $2R$  executing a circular motion (or by a helix) with frequency  $\omega$  at a radius  $A$  is given by the following Poynting vector (Lundh & Ao 2000):

$$P_1 = \frac{\pi Q^2 \omega^3 A^2 R}{2c_s^2}, \quad (5)$$

where  $Q = -\hbar\sqrt{2\rho/m}$  is the “vortex charge” per unit length,  $\rho$  is the uniform superfluid density. The factor  $\omega^3$  (instead of usual  $\omega^4$ ) comes from the two dimensions of the problem. Using (2), (4) and (5) we obtain the following spectral density of radiated power of sound waves from a single vortex

$$P(\omega) = \frac{2m^{3/2}\xi^2 R}{\sqrt{\hbar \ln(\omega_c/\omega)}} \frac{\omega^{5/2}}{[\exp(\hbar\omega/k_B T) - 1]}. \quad (6)$$

Now let us consider radiation of sound from a vortex lattice formed in a rotating neutron star. In the lattice there are collective helical modes. For the collective helical mode the motion of each vortex line is described by Eq. (1) and the vortex lattice oscillates as a whole so that in any plane perpendicular to the vortex lines the distances between vortices remain constant (motion is coherent). In fact, coherence is a consequence of energy conservation during motion of vortices (Svidzinsky & Fetter 2000). The energy of a helical lattice mode with frequency  $\omega$  is  $E = (\pi/2)\rho A^2 \hbar \omega \sum_i L_i$ , where the sum is taken over all vortices (with length  $L_i$ ) in the lattice. The amplitude of the collective vortex motion  $A$  in the lattice is  $2R/\sum_i L_i = 3/2N$  times the amplitude of motion of a single vortex given by Eq. (4).

Apart from collective helical waves there are excitations of the lattice in a plane perpendicular to the vortex lines which correspond to relative displacements of vortices with respect to each other. These excitations are analogous to a vortex precession in trapped Bose condensates where a vortex line moves along a trajectory with constant trapping potential (Svidzinsky & Fetter 2000). However, frequencies of the vortex oscillation due to excitation of such modes are small. Indeed, if one of the vortex lines is displaced a distance  $\Delta x$  from its equilibrium position in the lattice, this changes the interaction energy between vortices on the value  $\Delta E_{int} \sim \rho R \hbar^2 \Delta x^2 / mb^2$ , where  $b$  is the lattice spacing. Taking into account results of Svidzinsky & Fetter (2000), we obtain that the frequency of the vortex precession in the lattice is  $\omega/2\pi \sim \hbar/2\pi mb^2 \sim 10 \text{Hz}$ ,

which is much less than frequencies of radiation we are interested in. As a result, the intensity of sound radiation from the oscillating vortex lattice depends only on the helix shape (that is on  $k_{\parallel}$ ) and the transverse motion contributes merely to the excitation density of states. The number of states within the interval  $dk_{\parallel}$  is given by

$$d\tau = V \frac{dk_{\parallel}}{2\pi} \int \frac{d^2k_{\perp}}{(2\pi)^2} = \frac{4V}{\sqrt{3}b^2} \frac{dk_{\parallel}}{2\pi} = \frac{2N}{3} \frac{Rdk_{\parallel}}{\pi}, \quad (7)$$

where  $V = 4\pi R^3/3$  is the volume of the condensate. The total spectral density of radiated sound power is  $P(\omega)d\omega \approx NC(\omega)P_1d\tau$ , where  $C(\omega)$  is the coherence factor that shows how much the radiated power from coherent sources is larger than from independent ones. To estimate  $C(\omega)$  one can divide the superfluid core into parallel layers of width  $\lambda_s$ , so that layers are perpendicular to a particular direction of radiation and their number is  $2R/\lambda_s$ . In a layer there are approximately  $\sqrt{N}\lambda_s/b$  vortices and they radiate in phase in the chosen direction. This picture holds also for an irregular lattice, which is probably realized in the superfluid core due to vortex pinning at nuclei. As a result the total radiation power is proportional to  $(\sqrt{N}\lambda_s/b)^2 R/\lambda_s$  and we estimate

$$C(\omega) \approx \frac{Nc_s}{\omega R}. \quad (8)$$

Using Eqs. (7), (8) we derive the following spectral density of power radiated from the oscillating lattice

$$P(\omega) = \frac{\sqrt{2}\Omega^2 R^4 m^{5/2} \xi}{\hbar^{3/2} \sqrt{\ln(\omega_c/\omega)}} \frac{\omega^{3/2}}{[\exp(\hbar\omega/k_B T) - 1]}, \quad (9)$$

where  $T$  is the temperature of the superfluid core. This formula is valid for  $\omega < \omega_1$ , where  $\omega_1$  is the frequency at which the power radiated from a vortex line is equal to the maximum energy pump rate into the vortex mode. For  $\omega > \omega_1$  the amplitude  $A(\omega)$  of vortex oscillations and its radiation spectrum depends on the energy pump rate into the modes. To find the radiation spectrum in this regime one can use a simple consideration based on an equation for the energy distribution function  $f(\omega)$  of vortex excitations:

$$\frac{df(\omega)}{dt} = -\frac{(f(\omega) - f_0(\omega))}{\tau} - P_1(\omega), \quad (10)$$

where  $P_1(\omega)$  is the power radiated by a vortex (in the lattice) oscillating with the frequency  $\omega$ ,  $f_0$  is the equilibrium distribution function  $f_0(\omega) = \hbar\omega/[\exp(\hbar\omega/k_B T) - 1]$  and  $\tau$  is the relaxation time which can be estimated as  $\tau \approx b/c_s$ . For small frequencies the radiation power is small and one can omit the term  $P_1$  in Eq. (10). As a result, for small frequencies the Eq. (10) has a solution  $f = f_0$  and the radiated power of the vortex lattice is described by Eq. (9). For larger frequencies the radiation power increases and the effect of spectrum saturation occurs at the frequency  $\omega_1$ . For  $\omega > \omega_1$  the power radiated from a vortex line is equal to the maximum energy pump rate into the vortex mode. In this regime one can omit  $f$  in Eq. (10) and obtain  $P_1(\omega) = f_0(\omega)/\tau$ . Comparison of this expression with Eq. (5) (multiplied by  $C(\omega)$ ) gives the estimate  $\omega_1 \approx 0.2\omega_c \xi \sqrt{\omega_c}/R\sqrt{\Omega}$ . For  $\Omega/2\pi = 100\text{Hz}$  we obtain  $\omega_1/2\pi \approx 10^{11}\text{Hz}$ . At  $\omega \sim \omega_1$  the radiation spectrum has a crossover from behavior with one spectral index to another one. Measuring the position of the crossover could provide information about angular velocity of the star rotation. At  $\omega > \omega_1$  the radiation spectral density  $P(\omega)d\omega$  is proportional to  $f_0(\omega)d\tau$ . Matching the spectrum with Eq. (9) at  $\omega = \omega_1$  gives the coefficient of proportionality. Finally, for  $\omega > \omega_1$

$$P(\omega) = \frac{\sqrt{2}\Omega^2 R^4 m^{5/2} \xi}{\hbar^{3/2} \sqrt{\ln(\omega_c/\omega)}} \frac{\omega_1 \sqrt{\omega}}{[\exp(\hbar\omega/k_B T) - 1]}. \quad (11)$$

When sound reaches the star's surface it is converted into transverse electromagnetic waves which are radiated from the surface. The electromagnetic radiation forms at the star's atmosphere, which is a relatively

thin plasma layer. Due to huge gravitational field  $g \sim 10^{12} - 10^{13} \text{m/s}^2$  at the surface, the NS atmospheres are extremely compressed. The scale height,  $\sim Zk_B T_s / m_i g$  ( $m_i$  and  $Z$  is the mass and charge of ions,  $T_s$  is the surface temperature), lies in the range  $0.1 - 100 \text{cm}$  (Pavlov et al. 1995). Typical densities of the NS atmospheres are  $\sim 10^2 - 10^5 \text{kg/m}^3$ . The density grows with increasing  $g$  and decreases with increasing the atmosphere temperature. Sound waves, coming from the core, produce oscillations of the star's surface. The surface motion drives oscillation of charge in the plasma layer along the direction of sound propagation. The charge motion in the atmosphere is similar to longitudinal Langmuir plasma oscillations, in which only electrons take part in the motion. Heavy ions are too slow, they can not follow the electrons and constitute a uniform background. The motion of electrons in the upper atmosphere layer causes dipole radiation of electromagnetic waves. Due to high density of oscillating electrons the conversion of sound energy into electromagnetic waves is extremely efficient. In equilibrium (if there are no energy loses) all power radiated by sound waves is radiated from the surface in a form of electromagnetic radiation (see Fig. 2). As a result the radiation spectrum of electromagnetic waves is the same as the spectrum of sound waves originated from the star's core. One should note that the intensity of radiation of an oscillating point charge is proportional to  $\sin^2 \theta$ , where  $\theta$  is the angle between the charge motion and the direction of radiation. So, the electromagnetic radiation caused by vortices should be anisotropic: the star radiates more along the axis of rotation than in the equatorial plane. Also according to our model the radiation should be (highly) polarized apart from the direction of radiation along the axis of the star's rotation where the degree of polarization is equal to zero. However, if there is a strong magnetic field the polarization could depend on magnitude and distribution of the field over the visible NS surface.

So far we did not take into account the effect of sound damping in the core. The value of damping on the sound wavelength  $\lambda_s$  is  $\sim kl$ , where  $k = \omega/c_s$  is the wavenumber and  $l$  is the free path of particles (Kobzev et al. 1995). In a very dense system, like NS core,  $l$  is close to the mean interparticle spacing. When a sound wave propagates through the star's core with width  $R$ , the sound intensity decreases by a factor  $\exp(-2klR/\lambda_s) = \exp(-\omega^2/\omega_2^2)$ , where  $\omega_2 \approx \sqrt{\pi c_s^2 / lR}$ . Typical values of  $\omega_2$  lie in the range  $10^{13} - 10^{14} \text{Hz}$ . For example, for  $c_s = 10^7 \text{m/s}$ ,  $l = 10^{-16} \text{m}$  and  $R = 5 \text{km}$ , we obtain  $\omega_2/2\pi \approx 10^{13} \text{Hz}$ . For  $\omega > \omega_2$  the effect of sound damping becomes important. To find the radiation spectrum in this region one should take into account that vortices are located at different distances from the star's surface. As a result there is a frequency interval  $\omega_2 < \omega < \omega_3$  in which the central vortex already does not contribute to radiation while sound waves from the edge vortices still reach the surface. One can estimate  $\omega_3/\omega_2 \approx \sqrt{R/h} \sim 10 - 100$ , where  $h$  is the width of the outer crust. Because of damping, at  $\omega > \omega_2$  the intensity of the vortex lattice radiation decreases by the factor  $\exp(-\omega^2/\omega_3^2)\omega_2^2/\omega^2$ . In this frequency range the radiation is not saturated (vortices radiate less power than the maximum energy pump rate into the modes). So, at  $\omega > \omega_2$  we obtain the following radiation spectrum:

$$P(\omega) = \frac{\sqrt{2}\Omega^2 R^4 m^{5/2} \xi}{\hbar^{3/2} \sqrt{\omega \ln(\omega_c/\omega)}} \frac{\omega_1 \omega_2 \exp(-\omega^2/\omega_3^2)}{[\exp(\hbar\omega/k_B T) - 1]}. \quad (12)$$

At  $\omega > \omega_3$  the vortex contribution to the star radiation exponentially decreases and the thermal radiation from the surface becomes dominant. Sound attenuation precludes fast energy loss of the star's core and the total radiated power of sound is given by ( $k_B T \gg \hbar\omega_2$ )

$$P \approx \int_0^{\omega_2} P(\omega) d\omega \approx \frac{2\sqrt{2}\Omega^2 R^4 m^{5/2} \xi \omega_1 \sqrt{\omega_2} k_B T}{\hbar^{5/2} \sqrt{\ln(\omega_c/\omega_2)}}. \quad (13)$$

For  $T = 10^7 \text{K}$ ,  $\Omega/2\pi = 100 \text{s}^{-1}$ ,  $R = 10 \text{km}$  and  $\omega_2/2\pi = 10^{14} \text{Hz}$  we obtain  $P \approx 5 \times 10^{27} \text{J/s}$ , which is approximately one order of magnitude greater than the luminosity of the Sun ( $3.86 \times 10^{26} \text{J/s}$ ). The physical

reason of large energy losses is that the radiation due to helical vortex waves originates from the star's bulk (bulk effect). This brings us into analogy with vapor formation during water boiling. If water temperature is less than the boiling temperature, the energy losses come from the surface, while in boiling water the vapor vesicles appear in the whole bulk and result in intensive power loss.

It is worth to note that usual thermal phonons (which are not excited by vortices) also give contribution to the star radiation. However in the frequency range  $\omega < \omega_2$  the phonon contribution is small, thus the vortex radiation is so important. One can estimate the phonon contribution as the ratio of the phonon energy stored in the transparency range  $2k_B T R^3 \omega_2^3 / 9\pi^2 c_s^3$  to the time of phonon propagation to the surface, which is of the order of  $R/c_s$ . For  $T = 10^7 \text{K}$  and  $\omega_2/2\pi = 10^{14} \text{Hz}$  we obtain that the phonon contribution is about  $10^{21} \text{J/s}$ , which is much less than the vortex radiation.

It is widely accepted now that a hot neutron star cools mainly via neutrino emission from its core. However, our theory shows that as soon as a bosonic star becomes superfluid the cooling process due to sound radiation can be comparable with neutrino emission. Indeed, according to Lattimer et al. (1991), the neutrino emissivity in the nucleon (most efficient) direct Urca process ( $n \rightarrow p + e + \bar{\nu}_e$ ,  $p + e \rightarrow n + \nu_e$ ) is  $Q_\nu \sim 10^{-28} T^6 \text{J/s} \cdot \text{m}^3$  and the total power radiated by neutrino at  $T = 10^7 \text{K}$  is  $P_\nu = \frac{4}{3} \pi R^3 Q_\nu \sim 4 \times 10^{26} \text{J/s}$ . This is about one order of magnitude less efficient than the energy lost due to excitation of helical vortex waves (at  $\Omega/2\pi = 100 \text{s}^{-1}$ ). The neutrino emission rates for superfluid Bose and Fermi condensates are generally much smaller than the direct Urca process for nucleons (Pethick 1992) and cooling due to sound radiation becomes dominant at higher temperatures. So, rotating bosonic stars cool down faster than we believed before and faster lose their internal thermal energy. The analogous vortex cooling mechanism of usual neutron stars with superfluid core of fermions could explain a discrepancy between existing cooling models of pulsars and their observed temperature, which is more compatible with fast cooling scenarios (Pavlov et al. 1995). As soon as the internal thermal energy is expended, merely the kinetic energy of the star rotation supplies the energy for radiation (for  $\Omega/2\pi = 100 \text{s}^{-1}$  the rotation energy  $\sim MR^2 \Omega^2 \approx 10^{43} \text{J}$ ). This agrees with recent observation of emission properties of 27 pulsars by Becker and Trümper (1997). The observation suggests that pulsars radiation is emitted at the expense of their rotational energy. The star temperature and its radiation power is determined by the dissipation rate of the rotation energy. The superfluid core possesses the main part of the rotation kinetic energy, while radiation and dissipation of the angular momentum occurs from the star's surface. As a result, the outer crust and the normal component slow down faster than the superfluid core. Motion of vortices relative to the normal component inside the core causes friction, which gives rise to transfer of the angular momentum from the superfluid core to the outer crust and supplies energy to excite helical vortex waves (Zhuravlev et al. 2000).

To compare our theory with available spectrum observations in different frequency bands it is convenient to represent the spectral density  $P(\omega)$  as a power law  $P(\omega) \sim \omega^\alpha$ , where  $\alpha$  is the spectral index. The  $\ln(\omega_c/\omega)$  function in the denominator of Eqs. (9), (11) and (12) shifts the spectral index by a small value  $\delta = (2 \ln(\omega_c/\omega))^{-1}$ . The shift depends weakly on  $\omega$  and changes from  $\delta \approx 0.02$  for  $\omega/2\pi = 10^9 \text{Hz}$  to  $\delta \approx 0.04$  for  $\omega/2\pi = 10^{16} \text{Hz}$ . As a result, for bosonic stars the spectral index can be represented as

$$\alpha = \begin{cases} 0.5 + \delta, & \omega \ll \omega_1 \\ -0.5 + \delta, & \omega_1 \ll \omega \ll \omega_2 \\ -1.5 + \delta, & \omega_2 \ll \omega \ll \omega_3 \end{cases} \quad (14)$$

If the surface temperature  $T_s$  of a bosonic star is substantially larger than  $\omega_3$  there is also a range of frequencies  $\hbar\omega_3 \ll \hbar\omega \ll k_B T_s$  with the thermal power law index  $\alpha = 2$ . Typical value of  $\omega_1$  ranges from radio to far infrared, while  $\omega_2$  and  $\omega_3$  lie in near infrared-ultraviolet bands.

In Fig. 3 we plot the radiation spectrum of bosonic stars for different angular velocities of star rotation  $\Omega$ . One can see that fast rotating bosonic stars are very powerful sources of radio waves and the spectral density in radio band exceeds the optical radiation in several orders of magnitude. The radiation power decreases rapidly with decreasing  $\Omega$ .

One should note that strong magnetic field near the star magnetic poles could modify (suppress) conversion of sound into electromagnetic radiation in these regions. If magnetic poles are displaced from the axis of star rotation (like in pulsars) the observed vortex radiation can be pulsed with broad peaks in the light curve. The radiation is maximum when the line of sight is close to the magnetic axis.

Since the discovery of pulsars in 1967 numerous attempts were made to detect radiation from a neutron star surface. Observations were mainly successful in  $X$ -ray band because of high luminosity in this region. So far numerous attempts to fit the observed spectra by blackbody radiation met big difficulties and a new emission mechanism was required to explain the powerful nonthermal radiation (Rutledge et al. 1999). Recent observations with ROSAT ( $0.24 - 5.8 \times 10^{17}$ Hz) and ASCA ( $0.17 - 2.4 \times 10^{18}$ Hz) obtained a detailed spectral information of a number of pulsars at  $X$ -ray energies. However, in  $X$ -ray band the spectral indices strongly depend on the star surface temperature and significantly vary in any observed star group (Becker & Trümper 1997; Rutledge et al. 1999).

Only a few pulsars were observed in optical and ultraviolet bands and only some of them have detectable emission in these bands. The spectral index of the Geminga pulsar ( $\Omega/2\pi = 4.2\text{s}^{-1}$ ) was measured by Martin *et al.* (1998). In optical band the spectrum was found to be nonthermal and can be fitted by a composite model consisting of a power law with index  $\alpha_{opt} = -1.9 \pm 0.5$  and a Rayleigh-Jeans blackbody with  $T_s = 4 \times 10^5\text{K}$  (ultraviolet band). The observed value  $\alpha_{opt}$  agrees with our formula (14), while in the ultraviolet band the thermal surface radiation becomes dominant (see Fig. 3). The Geminga spectrum is similar to that of PSR B0656+14 ( $\Omega/2\pi = 2.6\text{s}^{-1}$ ), which shows a power-law component with index  $\alpha_{opt} = -1.4 \pm 0.6$  and a thermal (Rayleigh-Jeans) component that becomes apparent in ultraviolet (Pavlov et al. 1997). In optical band the radiation of Geminga and PSR B0656+14 was found to be pulsed with broad peaks (Shearer et al. 1998; Shearer et al. 1997). Our theory can explain the observed nonthermal contribution by vortex radiation and suggests that Geminga and PSR B0656+14 pulsars are neutron stars with a superfluid Bose condensate. Another possible candidate in bosonic stars is the Crab pulsar. In optical band a residual emission during the “off” phase interval has been detected from the Crab with the spectral index  $\alpha_{opt} = -0.60 \pm 0.37$  (Golden et al. 2000). The index differs from the flat spectrum of the peaks and can indicate to the vortex contribution.

It is interesting to estimate maximum distances to bosonic stars that can be detected from the Earth. Let us consider a star with  $R \approx R_s = 10\text{km}$  and the core temperature  $T = 10^9\text{K}$ . The maximum angular velocity of the star rotation can be estimated as  $\Omega_{\max}/2\pi = c/2\pi R_s = 4800\text{s}^{-1}$ , where  $c$  is the speed of light. The total radiation power of vortices in such star is only about  $10^{31}\text{J/s}$  (for  $\omega_2/2\pi = 10^{13}\text{Hz}$ ), while the radiation spectral density in the radio band (at  $10^9\text{Hz}$ ) is about  $10^{20}\text{J/(s}\cdot\text{Hz)}$ . Assuming isotropic radiation we obtain that at the millijansky level ( $1\text{mJy} = 10^{-29}\text{J/(m}^2\text{s}\cdot\text{Hz)}$ ) the star can be observed at the distance  $\sim 30\text{Mpc}$  ( $z = 0.007$  for  $H = 75\text{km/s}\cdot\text{Mpc}$ ). However, at the microjansky level the star can be visible even at the distance  $900\text{Mpc}$  ( $z = 0.26$ ), which is much farther then the border of the Virgo Supercluster of galaxies. One should note, however, that some part of the star radiation could be coherent and well collimated. In this case in the direction of collimation the star would be visible even from the edge of our Universe.



#### 4. The nature of quasars

As we show above, fast rotating bosonic stars are very powerful sources of radiation from radio till ultraviolet spectral bands (see Fig. 3) and must be visible in telescopes from large distances. We suggest that in our Galaxy there are at least several bosonic stars, however, their rotation is too slow to produce substantial vortex radiation. Accretion of matter might be necessary to spin up the bosonic star, as it has been suggested in the case of millisecond pulsars. If bosonic stars do exist in the nature, the Virgo Supercluster of galaxies (which is about 30Mpc in diameter) could contain some number of fast rotating bosonic stars (with, e.g.,  $\Omega/2\pi > 100\text{s}^{-1}$ ) that produce powerful vortex radiation. If so, where are they on the sky? Our suggestion is that we do see these sources on the sky - they constitute a fraction of quasi-stellar objects known as blazars, which have been mysterious since their discovery.

The present-day understanding of QSOs is based on the paradigm that redshift of all QSOs has cosmological origin (the so called cosmological hypothesis) and, therefore, they must be located far away somewhere closer to the edge of the Universe. Implied huge quasar's luminosity, which requires presence of a collapsed supermassive object to supply intense energy production, is the main consequence of the cosmological hypothesis. Based on this assumption one can find some similarity between QSOs and active galactic nuclei: both are intense energy producers, both possess strong emission from radio to  $X$ -ray bands, sometimes both have jets issuing from the central region. As a result, the present-day conventional view regards QSOs and active galactic nuclei as having the same nature. In particular, QSOs are interpreted as nuclei of highly luminous radio galaxies with radio emission relativistically beamed towards the observer. In literature there are other schemes of quasar's unification, but none of the models is completely consistent. Problems with the current quasar's paradigm are discussed in many publications and we will mention only some of them (for details see, e.g., Kembhavi & Narlika 1999).

As we have noticed, the question of whether or not distances to all QSOs are given by their redshifts still remains unclear. There are strong arguments in favor of cosmological redshifts of QSOs, however, also there are evidences that redshift of some objects has another nature. For example, the violation of the cosmological hypothesis can be demonstrated by showing the existence of two or more extragalactic sources in close proximity but with different redshifts. A systematic search for quasar-galaxy association was made by Burbidge *et al.* (1990). They found over 500 close pairs of QSOs and galaxies of which only 28 QSOs were associated with 42 galaxies with the same redshifts (this is what the cosmological hypothesis predicts), while for the reminder 92% objects the quasar redshifts considerably exceeded the galaxy redshifts ( $z_g = 0.0001 - 0.01$ ). Another evidence is the observation of three QSOs with different large redshifts ( $z = 0.60, 1.40, 1.94$ ) near a spiral arm of the galaxy NGC 1073 by Arp and Sulentic (Arp 1987). The galaxy NGC 1073 has much smaller redshift  $z = 0.004$  and approximately 16Mpc away ( $H = 75\text{km/s}\cdot\text{Mpc}$ ). The probability that three QSOs would be observed by chance so close to NGC 1073 is extremely small (about 1 chance in 50,000). There are also many other similar evidences, some of them are discussed in detail by Arp (1987, 1998). Recently Burbidge (1996) reviewed evidences for the physical association of bright QSOs with large redshifts and bright nearby galaxies. He concluded that there is a fraction of the bright QSOs which have originated in galaxies close to us (at distances  $\leq 200\text{Mpc}$ ) and have redshifts noncosmological in origin.

From the data presently available, it appears that there are basically two kinds of QSOs: (1) Blazars, which include flat spectrum radio-loud quasars and BL Lac objects, have core-dominated contribution, high degrees of polarization, variability and non-thermal continuum radiation from the radio to the ultraviolet band. (2) Radio-quiet and radio-loud (not blazars) quasars with thermally dominating contribution. The

emission in the radio region, when detectable, is produced by extended structures (lobes, jets), has a steep spectrum and is of non-thermal origin.

It is important to note that there is a significant excess of galaxies only around flat spectrum radio-loud QSOs, which constitute a small part of the total quasar population. In contrary, there is a marginal defect of galaxies around optically selected QSOs (Benitez & Martinez-Gonzalez 1997; Ferreras et al. 1997), which are typically QSOs of the second type. Below we compare properties of QSOs and bosonic stars. We show that bosonic stars possess properties very similar to those observed from blazars and, therefore, may constitute some part of their population. The observed redshift can be explained as a gravitational redshift from a neutron star. Showing that some of the flat spectrum radio-loud QSOs are bosonic stars would resolve the existing controversy about their distances and demonstrate that not all QSOs are galactic nuclei. Historically QSOs were discovered as star-like objects with strong radio emission, but only now we understand that bosonic stars can be strong radio sources.

Let us discuss the quasar morphology. The primary morphological features in a quasar are the core, lobes, hotspots and jet-like structures. However not all these features occur in all sources. Cores are compact unresolved components which are found in all QSOs and have flat radio spectrum ( $\alpha > -0.5$ ). Cores are best detected at  $\sim$ GHz frequencies because more extended components have steep spectra ( $\alpha < -0.5$ ) and the flux from extended sources drops sharply at high frequency. One should note that the QSOs morphology can be naturally associated with neutron stars: the unresolved core can be a rotating neutron star which emits jet, as pulsars do. A hotspot and a lobe is a place where the jet from the star hits the ambient medium, which could be, for example, a remnant of supernova explosion that gave birth to the neutron star.

A comparison of radiation spectrum of rotating bosonic stars (predicted by our theory) with the continuum spectrum of blazars (more exactly with the so called low energy peaked or red blazars) from the radio to ultraviolet band shows that the spectra are similar. As an example, in Fig. 4 we plot the continuum spectrum of the blazar 3C 279 (circles). The solid line is the fit by Eqs. (9), (11) and (12) which shows an excellent agreement with observations. The X-ray and  $\gamma$ -ray emission of the blazar 3C 279 probably originates from the jet-like structure and has a spectrum similar to the spectrum of jets produced by pulsars.

One should note that if a quasar is a bosonic star, it should be located close to a galaxy. Neutron stars are born in galaxies during supernova explosions. Usually the explosion is not spherically symmetric and, as a result, the star acquires large speed (in average about 500km/s). Most neutron stars are ejected away from their galaxies of origin and inhabit somewhere in intergalactic space. However, for typical ejection speed 500km/s and age of  $10^7$  years we obtain a distance only about 10kpc. So, if some of QSOs are bosonic stars we indeed must see the observed association of QSOs and nearby galaxies with much smaller redshift.

The classical picture of QSOs as active galactic nuclei is based on the hypothesis proposed by Sandage (1973) that all QSOs lie in the nuclei of galaxies. The weaker of them are the classical Seyfert nucleus, where the galaxy of stars surrounding the nucleus is clearly seen. While the stronger one appear as QSOs, where it has been argued that host galaxies are present, but are not detected because they are very distant and faint. However recent observations with Hubble Space Telescope (Bahcall et al. 1994; Hutchings & Morris 1995) have shown that for some QSOs there are no host galaxies, while for others there is evidence for faint galaxies or irregular systems with the same redshift. Another strong argument that not all QSOs are galactic nuclei is the mentioned above statistical evidence of associations of high redshift QSOs and nearby galaxies. Two galaxies with substantially different redshifts cannot be physically associated unless there is a new mysterious mechanism (which must be different from Doppler and gravitational) that produces shift of spectral lines.

Properties of BL Lacs give additional evidence of absence the physical continuity between some QSOs

and galaxies (Burbidge & Hewitt 1992; Valtaoja et al. 1992). The analysis of Burbidge and Hewitt (1992) shows that when emission features of BL Lacs are observed, all objects can be divided into two classes (having probably different nature). First, the division is made by emission lines. When emission lines are detected they fall into one of two categories: 1) Broad emission lines similar to those seen in normal QSOs. 2) Absorption and narrow emission lines similar to those produced by galaxies. If the BL Lac objects are separated into two groups depending on their spectra, then objects in the 2nd group show a good Hubble relation indicating that they are indeed galactic nuclei. At the same time, objects from the 1st group have much larger redshift, show tremendous scatter in the Hubble diagram and majority of them are found to be associated with close galaxies and some display apparent superluminal motion (Burbidge & Hewitt 1992). So, objects in the 1st category probably differ from galactic nuclei and have another nature.

If indeed some QSOs are not galactic nuclei, then at least some of them can be bosonic stars and our theory supports this assumption. The candidates for bosonic stars can be selected using the following criteria: the radiation spectrum in the radio-ultraviolet bands is similar to those in Figs. 3, 4, the radiation possesses high degree of polarization and broad emission lines (when detectable), the redshift is less than about 2.4. It is remarkable that many objects from the “blazar” category satisfy these criteria.

Presence of emission lines characterizes radiation of QSOs. Ordinary stars produce light with strong absorption lines. They do this because the light from stars first must pass through an outer, gaseous layer of the star before it reaches us. The neutron star atmosphere is very thin and the gases (or star surface) produce the light directly, which accounts for the emission lines. In principle, this radiation contains valuable information on the stellar parameters (e.g., on the chemical composition of the surface). Observed strong emission lines of H, Fe, O, N, S, Mg, C, Si in the spectrum of QSOs (Baker et al. 1999) support the idea that some QSOs are bosonic stars which, being in the last stage of stellar evolution, contain abundance of different elements on the surface. Another evidence is the large broadening of emission lines. Probably the main mechanism of the line broadening in a neutron star is the star rotation. If we take  $\Omega/2\pi = 100\text{s}^{-1}$  and  $R_s = 10\text{km}$ , we obtain the line width  $\delta\lambda/\lambda \sim 2\Omega R_s/c = 0.04$ , which is a typical value of the line broadening observed from blazars. The thermal contribution to the line broadening at  $T_s = 10^6\text{K}$  is less than 0.001 and negligible in rapidly rotating stars. One should note that the line width gives a simple way to estimate the angular velocity of star rotation. However, the line broadening also depends on the direction of observation and perturbation of space-time due to the mass rotation can be substantial for stars with large gravitation redshifts (Datta 1988).

Now let us discuss possible redshift from neutron stars due to their gravitational field. The general theory of relativity gives the following expression for the gravitational redshift of wavelength of light emitted from a neutron star surface (for the Schwarzschild space-time):

$$z = \frac{\lambda - \lambda_n}{\lambda_n} = \frac{1}{\sqrt{1 - 2GM/R_sc^2}} - 1, \quad (15)$$

where  $M$  is the stellar mass,  $G$  is the gravitational constant,  $R_s$  is the radius of the star and  $\lambda_n$  is the emitted wavelength at the star surface. The time dilation in places with larger gravitational potential causes the redshift. The border of metastability of a neutron sphere corresponds to  $M_{\min} \approx 0.3M_\odot$  and  $R \approx 22\text{km}$  (Landau & Lifshitz 1995). For these parameters formula (15) gives  $z_{\min} \approx 0.02$ , which is approximately the minimum value of the redshift that can be observed from QSOs if they are neutron stars (some equations of state give  $z_{\min} \approx 0.01$ ). The upper possible value of the gravitational redshift for any stable static star is  $z_{\max} = 2$ , this value is reached in the limit of an incompressible matter and depends only on the structure of the Oppenheimer-Volkoff equations (Glendenning 2000). It is remarkable that the maximum value  $z_{\max}$  is independent of the largely unknown equation of state that describes matter above the nuclear density. Star

rotation could slightly increase  $z_{\max}$ . Very often in literature the so called “causality” condition is imposed to the equation of state. The condition requires that the speed of sound in the stellar matter cannot exceed the speed of light. If we impose this condition the maximum possible value of the star redshift reduces to  $\sim 0.85$  (Haenselet al. 1999). However the necessity of the “causality” condition is questionable and brings us into analogy with the phase velocity of electromagnetic waves in a medium, which can exceed the speed of light in vacuum (e.g., in plasma). One should note that typical redshifts of QSOs which were associated with nearby galaxies are  $\leq 2.4$  (see Table 1 in Burbidge 1996). If most of these objects are indeed bosonic stars, it would indicate that the “causality” condition is unnecessary. It is also interesting to note that the distribution of the total quasar population as a function of their redshift drops sharply at  $z > 2$  (see, e.g., Goldschmidt et al. 1999). This might indicate that dense compact objects have something to do with the majority of quasar population.

When QSOs were first discovered Greenstein and Schmidt (1964) gave an argument to show that the observed redshifts are not of gravitational origin. While the conclusion of Greenstein and Schmidt is correct for their assumed model, it might be invalid for our case. The point is that in our model the gravitational mechanism does not require a thin shell shifting the interior light. A thin shell is necessary if we try to explain the observed broadening of emission lines by the effect of gravity. In our model the electromagnetic waves are radiated from the surface and the broadening is a consequence of the star’s rotation, rather than gravity. Moreover, in the optical band the neutron star interior is not transparent for electromagnetic waves and, therefore, the idea of the shell emission would not work in a dense matter. The argument about the observed forbidden lines in the radiation spectrum (Greenstein & Schmidt 1964) could be invalid for the surface radiation. The surface can mix excited states of different parity and lead to a larger decay rate of a forbidden transition. The other factor is the effect of induced radiation, which can increase the probability of the transition and result in appearance of forbidden lines.

It is worth to note that in our model the luminosity of the neutron star surface never exceeds the Eddington limit ( $1.3 \times 10^{31}$  J/s). The maximum possible luminosity produced by the vortex mechanism (in the extreme case of the largest angular velocity and the core temperature) only approaches the Eddington limit as it has been estimated at the end of Sec. 3. However, for reasonable parameters the surface luminosity is, in fact, much less than the limiting value. According to our model, the vortex mechanism produces the blazar radiation only in the radio-ultraviolet bands. Often the main contribution to the object luminosity comes from the X-ray and gamma bands. In these bands the extended structures (e.g. emission from jets), rather than the star’s surface, contribute to the source radiation and the Eddington argument for the maximum luminosity is not applicable. At the end of Sec. 3 we estimated maximum distances to bosonic stars that can be detected from the Earth within our model. The estimated distances can reasonably explain the observed blazar-galaxy association. Here we want to emphasize that even if a neutron star is observed at a distance about 100Mpc (with the peak intensity in the radio or infrared bands), its surface luminosity can be less than the Eddington limit.

Also we want to stress that radiation produced by the vortex mechanism is polarized, which agrees with polarization seen in blazars. The physical reason of polarization is that oscillation of charge at the star’s surface (produced by sound) occurs in the directions perpendicular to the axis of the star rotation. The degree of polarization depends on the angle between the axis of rotation and the line of sight. The polarization is maximum (in the ideal case 100%) if we look in the direction perpendicular to the axis of rotation and minimum (0%) if we look along the axis of rotation. However, presence of magnetic field or sound wave refraction inside the star can change these (ideal) numbers. The observed range of polarization from blazars can be reasonably understood within our model.

Some blazars are associated with apparent superluminal motion, which is usually explained by highly relativistic jets (bulk relativistic motion of plasma clouds). In our model the jet is produced by a neutron star and also can be relativistic. It is worth to note, however, that it is difficult to believe in bulk motion at highly relativistic speeds because the required acceleration process is unclear. Moreover, if the medium through which the object is moving has any appreciable density at all, the deceleration is very rapid, and it does not seem possible to maintain such speeds for many years as it implied by the radio observations. The problem with superluminal motion appears because we assume that distances to blazars are given by their redshifts. If blazars are close objects the problems with the superluminal motion and with highly relativistic bulk motion do not appear at all (Burbidge & Hewitt 1992).

In conclusion, we find a new mechanism of bosonic star radiation and propose a theory of blazars as fast rotating bosonic stars. Our model is free of difficulties which are inherent to the current blazar's paradigm and can explain their spectrum, polarization, variability, redshift and the observed association with nearby galaxies. In general, if we accept the hypothesis about the nature of some QSOs as bosonic stars, the observed redshift can be used for experimental determination of the parameter  $M/R_s$  for neutron stars. Moreover, a comparison of the range of observed redshift with theoretical predictions can be an experimental verification of general relativity in strong gravitational fields. It is also worth to note that due to strong interactions between gluons, quantum chromodynamics, which describes matter at nuclear density, is almost intractable theory and the equation of state of nature at high densities is precisely unknown. So the inverse strategy is relevant - to attempt to infer information about the high-density behavior of matter from observations. According to our theory the existence of blazars is, in fact, strong evidence that Bose condensation occurs in superdense nuclear matter.

I am very grateful to A. Fetter and M. Binger for valuable discussions. This work was supported by the National Science Foundation, Grant No. DMR 99-71518.

## REFERENCES

- Ambegaokar, V., Halperin, B. I., Nelson, D. R., & Siggia, E. D. 1980, Phys. Rev. B, 21 1806
- Arovas, D. P. & Freire, J. A. 1997, Phys. Rev. B, 55, 1068
- Arp, H., *Quasars, redshifts and controversies*. Interstellar Media, Berkeley, 1987.
- Arp, H., *Seeing red: redshifts, cosmology and academic science*. Apeiron, Montreal, 1998.
- Bahcall, J., Kirkakos, S. & Schneider, D. 1994, ApJ, 435, L11
- Baker, V. R., Hunstead, W., Kapahi, V. K. & Subrahmanya, C. R. 1999, ApJS, 122, 29
- Barenghi, C. F. 1996, Phys. Rev. A, 54, 5445
- Becker, W. & Trümper, J. 1997, A&A, 326, 682
- Benitez, N. & Martinez-Gonzalez, E. 1997, ApJ, 477, 27
- Burbidge, G. R., Hewitt, A., Narlikar, J. V. & Das Gupta, P. 1990, ApJS, 74, 675
- Burbidge, G., & Hewitt, A. 1992, *In Variability of blazars*, Eds Valtaoja, E. & Valtonen, M., Cambridge University Press, Cambridge, p. 4

- Burbidge, G. 1996, *A&A*, 309, 9
- Datta, B. 1988, *In Highlights in gravitation and cosmology*, edited by Iyer, B. R., Kembhavi, A., Narlikar, J. V. & Vishveshwara, C. V. Cambridge University press, Cambridge, p. 375
- Ferreras, I., Benitez, N. & Martinez-Gonzalez, E. 1997, *AJ*, 114, 1728
- Fischer, U. 1999, *Ann. Phys.*, 278, 62
- Glendenning, N. K. 2000, *Compact Stars*. Springer-Verlag New York, Inc., Sec. 3.16
- Golden, A. *et al.* 1997, *A&A*, 363, 617
- Goldschmidt, P., Kukula, M. J., Miller, L. & Dunlop, J. S. 1999, *ApJ*, 511, 612
- Greenstein, J. L. & Schmidt, M. 1964, *ApJ*, 140, 1
- Haensel, P., Lasota, J. P. & Zdunik, J. L. 1999, E-print astro-ph/9905036
- Hutchings, J. B. & Morris, S. 1995, *AJ*, 109, 1541
- Kembhavi, A. K. & Narlika J. V. 1999, *Quasars and Active Galactic Nuclei*. Cambridge University press, Cambridge, Sec. 15.
- Kobzev, G. A., Iakubov, I. T. & Popovich, M. M. 1995, *Transport and optical properties of nonideal plasma*. Plenum Press, New York, p. 31.
- Landau, L. D. & Lifshitz, E. M. 1995, *Statistical Physics*, Part 1, 4th edition (Nauka, Moscow), Sec. 109.
- Lattimer, J. M., Pethick, C. J., Prakash, M. & Haensel, P. 1991, *Phys. Rev. Lett.*, 66, 2701
- Lifshitz, E. M. & Pitaevskii L. P. 1980, *Statistical Physics*, Part 2, 3rd edition (Pergamon, Oxford, 1980), Sec. 29.
- Lundh, E. & Ao, P. 2000, *Phys. Rev. A*, 61, 063612
- Maraschi, L. *et al.* 1994, *ApJ*, 435, L91
- Martin, C., Halperin, J. P. & Schiminovich, D. 1998, *ApJ*, 494, L211
- Ovchinnikov, Yu. N. & Sigal, I. M. 1998, *Nonlinearity*, 11, 1295
- Pavlov, G. G., Shibano, Yu. A., Zavlin, V. E. & Meyer, R. D. 1995, *In The lives of the neutron stars*, Eds Alpar, M. A., Kiziloğlu, Ü. & van Paradijs, J. (Dordrecht: Kluwer), p. 71.
- Pavlov, G. G., Welty, A. D. & Cordova, F. A. 1997, *ApJ*, 489, L75
- Pethick, C. J. 1992, *Rev. Mod. Phys.*, 64, 1133
- Rutledge, R., Bildsten, L., Brown, E. F., Pavlov, G. G., & Zavlin, V. E. 1999, *ApJ*, 514, 945
- Sandage, A. R. 1973, *ApJ*, 180, 687
- Schmidt, M. 1963, *Nature*, 197, 1040
- Sedrakyan, D. M. & Shakhbasyan, K. M. 1991, *Usp. Fiz. Nauk*, 161, 3 [*Sov. Phys. Usp.*, 34, 555 (1991)].

- Shearer, A. *et al.* 1997, ApJ, 487, L181
- Shearer, A. *et al.* 1998, A&A, 335, L21
- Svidzinsky, A. A. & Fetter, A. L. 2000, Phys. Rev. Lett., 84, 5919
- Svidzinsky, A. A. & Fetter, A. L. 2000a, Phys. Rev. A, 62, 063617
- Valtaoja, E., Teräsranta, H., Lainela, M. & Teerikorpi, P. 1992, *In Variability of blazars*, Eds Valtaoja, E. & Valtonen, M., Cambridge University Press, Cambridge, p. 70
- Yakovlev, D. G., Levenfish K. P. & Shibanov, Yu. A. 1999, Usp. Fiz. Nauk, 169, 825 [Physics - Uspekhi, 42, 737 (1999)].
- Zhuravlev, O. N., Muryshev, A. E. & Fedichev, P. O. 2000, E-print cond-mat/0007246.

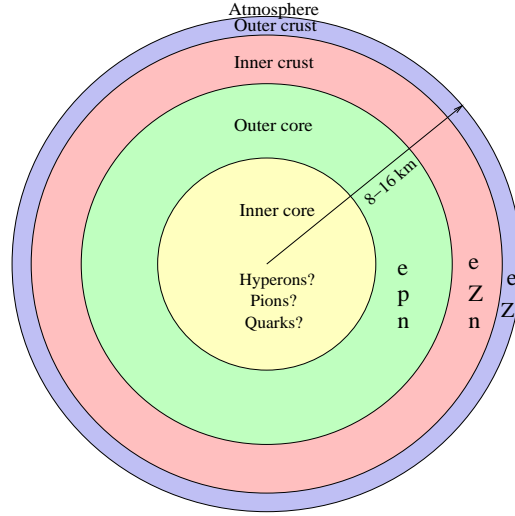


Fig. 1.— Schematic cross section of a dense neutron star. The star is subdivided into the atmosphere, the outer crust, the inner crust and superfluid outer and inner cores.

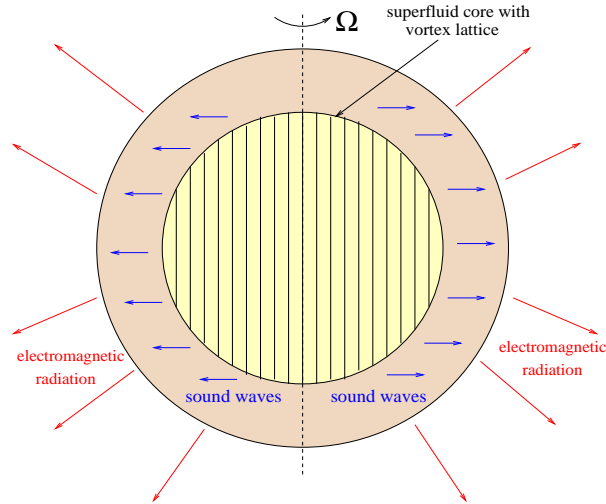


Fig. 2.— Mechanism of a bosonic star radiation. Helical waves of vortices in the superfluid core generate sound waves, which cause charge oscillation and electromagnetic radiation at the star surface. In equilibrium, all sound energy is transformed into electromagnetic radiation of the star.



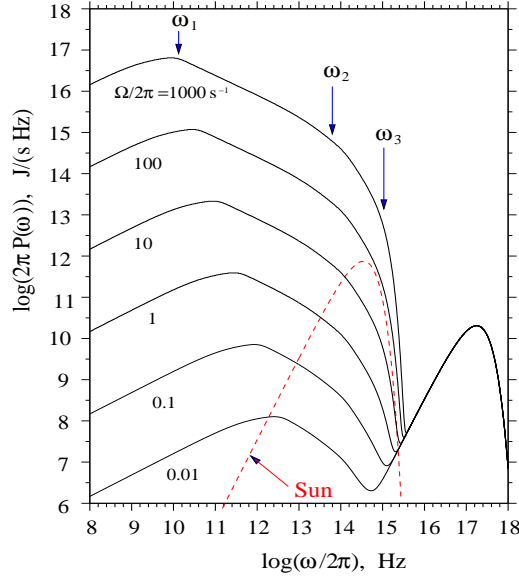


Fig. 3.— Radiation spectrum of bosonic stars for different angular velocities of star rotation  $\Omega$ . In calculations we take the star's radius  $R_s = 2R = 10\text{km}$ , the temperature of the core  $T = 10^8\text{K}$ , the surface temperature  $T_s = 3 \times 10^6\text{K}$ ,  $\omega_2/2\pi = 0.5 \times 10^{14}\text{Hz}$  and  $\omega_3/2\pi = 10^{15}\text{Hz}$ . For  $\omega < \omega_1$  the radiated power increases with the spectral index  $\alpha \approx 0.5$ . A saturation occurs at  $\omega = \omega_1$ . Starting from this frequency vortices radiate the maximum power which can be pumped into vortex modes. As a result for  $\omega > \omega_1$  the spectrum is described by Eq. (11) and has a slope  $\alpha \approx -0.5$ . For  $\omega > \omega_2$  sound damping becomes important. In the range  $\omega_2 < \omega < \omega_3$  the spectrum of the vortex radiation has a slope  $\alpha \approx -1.5$  and exponentially decreases at  $\omega > \omega_3$ . In this range the thermal radiation of the star's surface becomes dominant. The thermal contribution has a peak at  $\omega/2\pi = 1.9 \times 10^{17}\text{Hz}$ . The dash line is the radiation spectrum of the Sun.

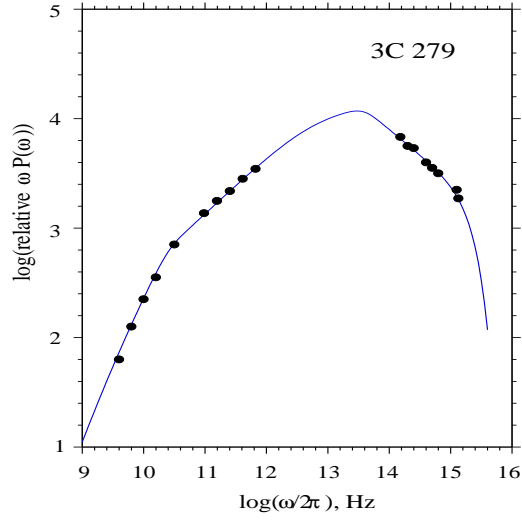


Fig. 4.— Continuum spectrum of the blazar 3C 279 ( $z = 0.538$ ) from the radio to ultraviolet region. Circles correspond to data of Maraschi *et al.* (1994). The solid line is the fit by Eqs. (9), (11), (12) with  $\Omega/2\pi = 200\text{Hz}$ ,  $R = 5\text{km}$ ,  $\omega_2/2\pi = 1.5 \times 10^{13}\text{Hz}$  and  $\omega_3/2\pi = 2.5 \times 10^{15}\text{Hz}$ .