

Very low luminosities from the accretion-driven millisecond X-ray pulsar SAX J1808.4–3658 during quiescence and outburst

Rudy Wijnands^{1,6}, Lucien Kuiper², Jean in 't Zand^{3,2}, Tadayasu Dotani⁴, Michiel van der Klis⁵,
John Heise²

ABSTRACT

We have observed the millisecond X-ray pulsar SAX J1808.4–3658 on three occasions during its 2000 outburst with the *BeppoSAX* satellite. The source was highly variable and erratic during this outburst, and by coincidence we obtained data only during times when the source had very low luminosities. During our observations, we detected four faint sources but none of them is located at a position consistent with that of SAX J1808.4–3658. We also reanalyzed a *BeppoSAX* observation taken in March 1999 when the source was in quiescence and during which the source was claimed to have been detected (Stella et al. 2000). However, we demonstrate that this source is very likely a field source (also detected during the 2000 observations) and not the millisecond pulsar. We conclude that during all *BeppoSAX* observations of SAX J1808.4–3658 (the 2000 outburst ones and the 1999 quiescent one), the source has not been detected (with luminosity upper limits of $< 10^{32}$ erg s⁻¹; 0.5–5.0 keV). A reanalysis of the *ASCA* quiescent data of SAX J1808.4–3658 (Dotani, Asai, & Wijnands 2000) confirms that during this observation the source was detected in quiescence. We discuss our results for SAX J1808.4–3658 in the context of the quiescent properties of low-mass X-ray binary transients.

Subject headings: accretion, accretion disks — stars: individual (SAX J1808.4–3658) — stars: neutron — X-rays: stars

¹Center for Space Research, Massachusetts Institute of Technology, 77 Massachusetts Avenue, Cambridge, MA 02139-4307, USA; rudy@space.mit.edu

²SRON Laboratory for Space Research, Sorbonnelaan 2, NL-3584 CA, Utrecht, The Netherlands

³Astronomical Institute, Utrecht University, P.O. Box 80000, NL-3507 TA, Utrecht, The Netherlands

⁴Institute of Space and Astronautical Science, 3-1-1, Yoshinodai, Sagamihara, Kanagawa 229-8510, Japan

⁵Astronomical Institute “Anton Pannekoek”, University of Amsterdam, Kruislaan 403, NL-1098 SJ Amsterdam, The Netherlands

⁶Chandra Fellow

1. Introduction

In 1996 September, a new X-ray transient was discovered with the Wide Field Cameras (WFCs) on board the *BeppoSAX* satellite and the source was designated SAX J1808.4–3658 (In ’t Zand et al. 1998). Type I X-ray bursts were detected demonstrating that the compact object in this system is a neutron star and that the source is a low-mass X-ray binary (LMXB). From the bursts, an initial distance estimate of 4 kpc was determined but this was later revised to 2.5 kpc (In ’t Zand et al. 1998, 2001). The maximum luminosity of SAX J1808.4–3658 was only approximately 10^{36} erg s⁻¹ indicating that the source was a faint neutron-star X-ray transient. The outburst lasted about three weeks after which the source returned to quiescence. In April 1998, the *Rossi X-ray Timing Explorer (RXTE)* satellite scanned, using the Proportional Count Array (PCA), the region on the sky where SAX J1808.4–3658 is located and the source was found to be active again (Marshall 1998). Follow up *RXTE*/PCA observations showed that SAX J1808.4–3658 exhibits coherent millisecond X-ray oscillations with a frequency of approximately 401 Hz (Wijnands & van der Klis 1998), making this source the first (and so far the only) accretion-powered millisecond X-ray pulsar discovered. The source was also detected in the optical (Giles, Hill, & Greenhill 1999, with an optical position of R.A. = 18^h 08^m 27.54^s ± 0.015^s and Dec. –36° 58′ 44.3″ ± 0.2″; all coordinates in the paper are for J2000.0) and in the radio (Gaensler, Stappers, & Getts 1999). Also this outburst lasted only for a few weeks (e.g., Gilfanov et al. 1998).

During quiescence, SAX J1808.4–3658 was observed with the Narrow Field Instruments (NFI) on board *BeppoSAX* and near the position of SAX J1808.4–3658 a faint (a few times 10^{32} erg s⁻¹) X-ray source was discovered (Stella et al. 2000), which was identified with the pulsar based on presumed positional coincidence. An *ASCA* observation about half a year later resulted in a detection for SAX J1808.4–3658 in quiescence but with a luminosity at least 4 times lower than measured with *BeppoSAX* (Dotani, Asai, Wijnands 2000). This low luminosity makes SAX J1808.4–3658 the dimmest quiescent neutron-star LMXB X-ray transient detected so far (see, e.g., Asai et al. 1996, 1998).

SAX J1808.4–3658 stayed dormant until 2000 January 23, when *RXTE* found the source to be active again (van der Klis et al 2000). Due to solar constraints, the source was unobservable before this date (from the end of November 1999) and it is unclear when exactly the source had become active. The source was only detected at low luminosities (up to a few times 10^{35} erg s⁻¹) with highly variable activity lasting up to 13 May 2000 (Wijnands et al. 2000, 2001). Here we report on *BeppoSAX*/NFI observations of this outburst.

2. The 2000 March *BeppoSAX*/NFI observations

To study the 0.2–100 keV X-ray spectrum of SAX J1808.4–3658, we had *BeppoSAX*/NFI target-of-opportunity observations planned during its anticipated 2000 outburst. These observations were triggered and we obtained 3 observations in March 2000 (i.e., March 5–6, 8, and 22–23,

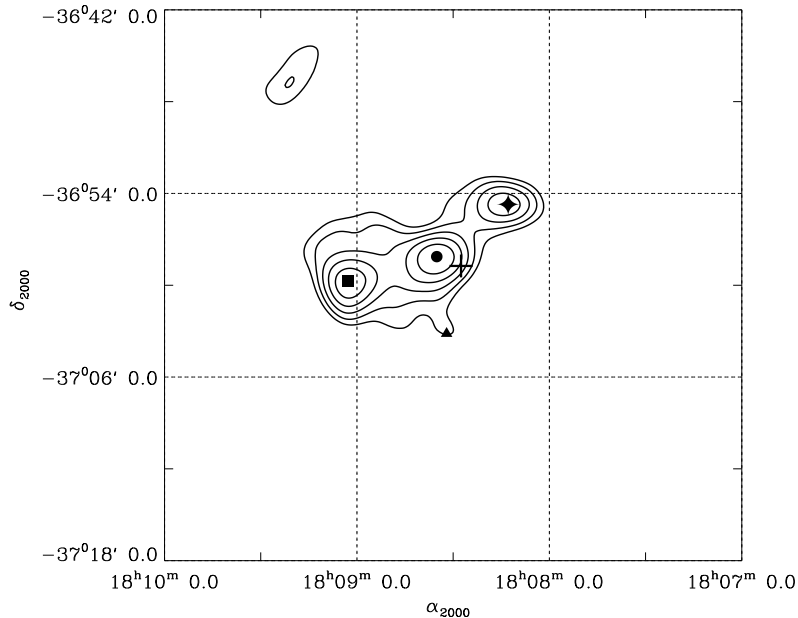


Fig. 1.— Maximum likelihood ratio image of the three 2000 March *BeppoSAX*/NFI/MECS observations combined (for 1.3–10 keV). The contour levels represent the source detection significance atop an isotropic (flat) background starting at a 5σ significance level in steps of 1σ (assuming 1 degree of freedom; see Kuiper et al. 1998 and In ’t Zand et al. 2000 for the procedure used to generate these images). Four sources are clearly detected ($> 5\sigma$) in the center of the image. The position of the millisecond X-ray pulsar is indicated with a plus. The position of the other four sources are indicated by the filled symbols (SAX J1808.6–3658: circle; SAX J1809.0–3659: square; SAX J1808.2–3654: diamond; SAX J1808.5–3703: triangle)

for a total of 89.1 ksec). The data were analyzed using several different approaches, but here we report only on the maximum-likelihood ratio (MLR) method which is the most sensitive one (the results of the other approaches were consistent with the results obtained from the MLR analysis). The details of this method are described in Kuiper et al. (1998) and In ’t Zand et al. (2000; see also, e.g., Kuulkers et al. 2000). As already mentioned above in section 1, the source was highly variable during the 2000 outburst (see Wijnands et al. 2001) and unfortunately all our *BeppoSAX*/NFI observations were taken during times when the source had very low luminosities and consequently only the data obtained with the MECS were useful.

To optimize the sensitivity towards detecting sources, we initially combined the data of the three observations. The resulting MLR image is shown in Figure 1. In the center of this image four sources are detected; their coordinates are listed in Table 1 (using the latest spatial calibration; Perri & Capalbi 2001, private communication; the positions obtained by using the three observations individually varied only by $\sim 10''$). The brightest source in the field is the one closest to the position

of SAX J1808.4–3658. Sufficient photons were detected from this source to extract its spectrum, which could satisfactorily be modeled with a power-law with photon index of 1.65 ± 0.31 . Assuming an N_{H} of $1.3 \times 10^{21} \text{ cm}^{-2}$ (Dicky & Lockman 1990), the unabsorbed fluxes are $1.3 \pm 0.8 \times 10^{-13}$ (2–10 keV), $1.3 \pm 0.5 \times 10^{-13}$ (0.5–5 keV), and $1.9 \pm 1.0 \times 10^{-13}$ (0.5–10 keV) $\text{erg s}^{-1} \text{ cm}^{-2}$.

The position of this brightest source, however, is located $1.63'$ from the position of the optical counter part of the millisecond X-ray pulsar, which is considerably larger than the $0.55'$ error radius (68% confidence level (1σ); conservatively calculated as the direct sum of the statistical ($18''$) and systematical ($15''$) 1σ errors) on the source position. The millisecond X-ray pulsar is located at the 2.96σ location contour of this brightest *BeppoSAX* source, and the probability that this source can still be identified with the millisecond X-ray pulsar is ~ 0.0029 . This strongly indicates that it is unlikely that this source can be identified with the millisecond pulsar; we have designated this source SAX J1808.6–3658.

3. The 1999 March *BeppoSAX*/NFI observation

We have reanalyzed the 1999 March 17 *BeppoSAX*/NFI quiescent observation of SAX J1808.4–3658. We confirm the presence of the source reported by Stella et al. (2000), however, the position of this source (R.A. = $18^{\text{h}} 08^{\text{m}} 32.9^{\text{s}}$; Dec. = $-36^{\circ} 58' 07.5''$; error radius $0.95'$, 68% confidence level) and its count rates ($2.0 \pm 0.5 \times 10^{-3} \text{ counts s}^{-1}$; 1.3–10.0 keV; see also Stella et al. 2000 whom obtained very similar coordinates and count rates) are almost identical to those obtained for SAX J1808.6–3658 during the combined 2000 March observations. This suggests that it was this source and not the millisecond X-ray pulsar (the detected source is $\sim 1.2'$ away from the position of the pulsar) which was detected during the 1999 quiescent observation. This demonstrates that during all the *BeppoSAX*/NFI observations (both the 1999 quiescent observation and the 2000 outburst ones), the millisecond X-ray pulsar was not detected.

4. The 1999 September *ASCA* observation

We have reanalyzed the quiescent *ASCA* data of SAX J1808.4–3658 (Dotani et al. 2000) to investigate if the four detected *BeppoSAX* sources are also detected with *ASCA*. We used two different methods to analyze the *ASCA* data; the method applied by Dotani et al. (2000; hereafter referred to as the standard method), but also the MLR method. The morphology of the *ASCA*/SIS images obtained with both methods (see Fig. 2 for the MLR image and Dotani et al. 2000 for the image obtained with the standard method) are very similar to each other, and a source was detected in the center of the images (at $\sim 8\sigma$ significance, using the MLR method) and its position is consistent with the position of SAX J1808.4–3658 (see Tab. 1; using an updated spatial calibration of *ASCA*; Gotthelf et al. 2000; we only list the positions obtained with the MLR method). We also applied the MLR method to the combined GIS2 and GIS3 data. Although the coarse image

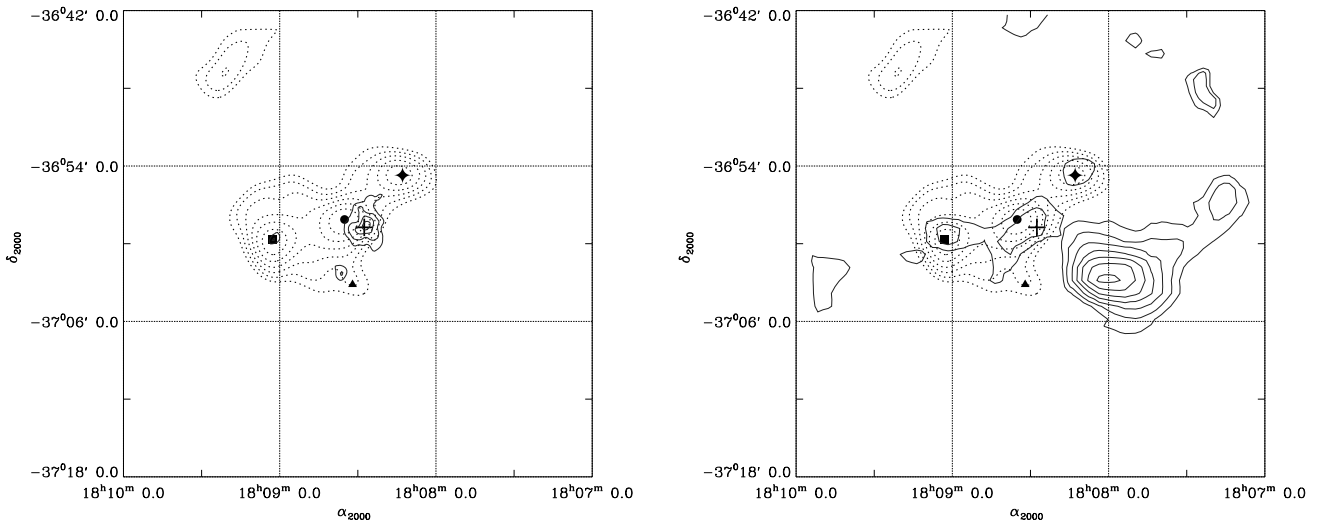


Fig. 2.— The maximum likelihood ratio images of the *ASCA* data (solid lines; SIS: *left* panel; 1.3–10 keV; GIS: *right* panel; no energy selection) over-plotted on the 1.3–10 keV *BeppoSAX* data (dashed lines; see also Fig. 1). The contour levels represent the source detection significance atop an isotropic (flat) background starting at a 4σ level (for *BeppoSAX*/MECS and *ASCA*/GIS; 3σ for *ASCA*/GIS) in steps of 1σ assuming 1 degree of freedom. For the symbols see Figure 1.

binning and relatively high background prevented us from applying the standard analysis (Dotani et al. 2000), the MLR method may be better suited to reconstruct such a noisy, coarse-rebinning image. The resulting MLR image is shown in Figure 2. We could detect the millisecond X-ray pulsar at a significance of $\sim 5\sigma$.

The *ASCA*/SIS count rate obtained using the MLR method is 2.4 ± 0.3 counts s^{-1} , which is significantly higher than the one we obtained using the standard method (1.1 ± 0.4 counts s^{-1}). However, for faint sources it is important to correctly estimate the local background level at the source position, which is not trivial due to the extended *ASCA* point spread-function. For example, a highly structured background will affect the MLR analysis method, which assumes that the point sources are on top an isotropic (statistically flat) background. To investigate the effect of a more structured background on the source count rate, we modeled the background near the pulsar in terms of including 3 extra point sources at “hot” positions in the MLR image, which are defined as the positions of remaining excesses in a residual MLR image after the detected sources were modeled out. Using this background model, the count rate of the millisecond X-ray pulsar decreases to 1.6 ± 0.3 counts s^{-1} . This count rate is still $\sim 50\%$ higher than obtained with the standard method, but the error bars are such that the count rates are consistent with each other. Clearly, to obtain the correct *ASCA*/SIS count rates for SAX J1808.4–3658, it is very important to understand the local background level.

Table 1. Sources detected in the *BeppoSAX* and *ASCA* observations

Source	Satellite	Position ^a		
		R.A.	Dec.	Error
SAX J1808.4–3658	Optical	18 ^h 08 ^m 27.54 ^s	–36° 58′ 44.3″	0.2″
	<i>ASCA</i> /SIS	18 ^h 08 ^m 26.9 ^s	–36° 58′ 35.9″	0.24′
	<i>ASCA</i> /GIS	18 ^h 08 ^m 29.8 ^s	–36° 58′ 27.6″	0.57′
SAX J1808.6–3658	<i>BeppoSAX</i>	18 ^h 08 ^m 35.1 ^s	–36° 58′ 07.8″	0.55′
SAX J1809.0–3659	<i>BeppoSAX</i>	18 ^h 09 ^m 02.9 ^s	–36° 59′ 42.3″	0.56′
	<i>ASCA</i> /SIS	18 ^h 09 ^m 02.3 ^s	–36° 59′ 39.3″	0.23′
	<i>ASCA</i> /GIS	18 ^h 09 ^m 02.1 ^s	–36° 59′ 19.5″	0.53′
SAX J1808.2–3654	<i>BeppoSAX</i>	18 ^h 08 ^m 12.9 ^s	–36° 54′ 42.7″	0.59′
	<i>ASCA</i> /GIS	18 ^h 08 ^m 10.3 ^s	–36° 54′ 11.3″	0.63′
SAX J1808.5–3703	<i>BeppoSAX</i>	18 ^h 08 ^m 32.0 ^s	–37° 03′ 03.1″	0.73′

^aSource positions (J2000.0) as determined with *BeppoSAX* or *ASCA* and for SAX J1808.4–3658 also from optical observations (Giles et al. 1999). The error radii on the positions are for 68% confidence levels. The *ASCA* positions were determined using the combined SIS-0 and SIS-1 data for SAX J1808.4–3658 and SAX J1809.0–3659, and the combined GIS-2 and GIS-3 data for SAX J1808.2–3654.

Using the MLR method, we were able to extract a spectrum of the source. However, the spectrum is of low statistical quality and multiple models could be fitted to the data equally well. The spectrum can be fitted using a blackbody model (resulting in kT of ~ 0.65 keV). However, to compare the spectrum of the millisecond X-ray pulsar with the brightest *BeppoSAX* source, we fitted the spectrum also with a single power-law. If we assume a simple isotropic background, the spectrum can be fitted (assuming an N_{H} of $1.3 \times 10^{21} \text{ cm}^{-2}$) by a power-law with photon index 1.8 ± 0.3 and its 1.3–10 keV flux would be $1.4 \pm 0.6 \times 10^{-13} \text{ erg s}^{-1} \text{ cm}^{-2}$. When assuming a more structured background, the spectrum of the millisecond X-ray pulsar can be fitted by a power-law with photon index 1.7 ± 0.4 with a 1.3–10 keV flux of $1.1 \pm 0.7 \times 10^{-13} \text{ erg s}^{-1} \text{ cm}^{-2}$. Taking into account the systematical uncertainties regarding the background level and the statistical uncertainties in the normalization and the power-law index, an appropriate 1.3–10 keV flux estimate would be $1.2 \pm 0.8 \times 10^{-13} \text{ erg s}^{-1} \text{ cm}^{-2}$. This flux range is larger than previous reported by Dotani et al. (2000; although consistent within the errors), which is mainly due to the large uncertainties in the local X-ray background and the systematic uncertainties in calculating fluxes using W3PIMMS⁷. By comparing the estimated fluxes using this tool (as used by Dotani et al. 2000 for the millisecond pulsar) with the ones obtained by actually fitting the spectral data (see above), we found that the W3PIMMS fluxes were systematically about half those obtained by fitting the spectra.

Two of the remaining three *BeppoSAX* sources were detected during the *ASCA* observation (Fig. 2). SAX J1809.0–3659 was both detected in the SIS (although at the edge of the CCD detectors; 5σ using the MLR method) and GIS detectors (4.5σ). SAX J1808.2–3654 was outside the field of view (FOV) of the SIS but inside that of the GIS and was detected by this instrument (3.5σ). The positions of those two sources are consistent with those obtained using *BeppoSAX* (Tab. 1). SAX J1808.5–3703 was also outside the FOV of the SIS. The GIS did not detect the source. An additional source was detected with the GIS at a position of R.A. = $18^{\text{h}} 08^{\text{m}} 02.8^{\text{s}}$ and Dec. = $-37^{\circ} 02' 41.7''$ ($> 9\sigma$; designated AX J1808.0–3702), although it might not be a point source but due to diffuse emission (note that this causes extra systematical errors on the source position which can be as large as $2'$). No pronounced counter part of this source is visible in the *BeppoSAX*/MECS image (Fig. 1), but it might be present at a 3σ level.

Using the sources in the field of view which are detected by more than one instrument, we are able to estimate the offsets between the frames. By using only the statistical uncertainties in the positional coordinates, we found an R.A. offset of $18 \pm 15''$ and a Dec. offset of $15 \pm 15''$ between the GIS and the SIS. Between the GIS and the MECS, we found an R.A. offset of $-23 \pm 21''$ and a Dec. offset of $26 \pm 21''$. Thus, the offsets are within the systematical uncertainties of the GIS-SIS and the GIS-MECS combinations and we have tied the different frames. In Figure 3, the error regions (without the systematical errors) of each source detected with *BeppoSAX*/MECS and with *ASCA* are displayed. Clearly, a source was detected in both the *ASCA*/SIS and GIS data whose position is consistent with that of the millisecond pulsar, strongly suggesting that it was indeed

⁷W3PIMMS can be found at <http://heasarc.gsfc.nasa.gov/Tools/w3pimms.html>

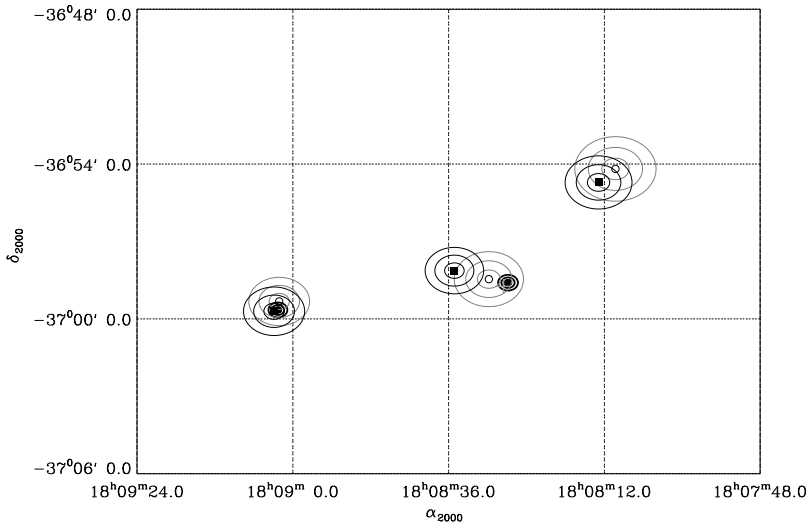


Fig. 3.— The location confidence contours (including only the statistical error contribution (see section 4) of the detected sources with *BeppoSAX*/MECS, and *ASCA*/SIS and GIS. The *BeppoSAX*/MECS error regions are indicated by the intermediate thick contours, and the *ASCA*/SIS and GIS with the thick and thin ones, respectively. The contours represent the statistical 1, 2, and 3 σ location confidence contours around the source position which is indicated by the symbols. The optical position of the millisecond X-ray pulsar is indicated with a plus sign, the *BeppoSAX*/MECS positions with a filled square, the *ASCA*/SIS ones with a filled circle, and the *ASCA*/GIS ones with an open circle. The positions were obtained using the MLR method and for the energy range 1.3–10 keV for both the *BeppoSAX* and the *ASCA*/SIS data (no energy selection was applied to the *ASCA*/GIS data).

this source that was detected by *ASCA*. However, the millisecond X-ray pulsar is located at the 5.4σ location confidence contour of the brightest *BeppoSAX* source, which means a probability that this *BeppoSAX* source can still be associated with the millisecond X-ray pulsar of 6.6×10^{-8} . Taking into account the $\sim 20''$ uncertainties in the frame tie, the millisecond pulsar is at the 4.3σ contour (probability of 1.7×10^{-5}). This strongly confirms our conclusion stated at the end of section 2, that it is highly unlikely that this *BeppoSAX* source can be identified with the pulsar. The *BeppoSAX* 1.3–10 keV flux for SAX J1808.6–3658 is $1.5 \pm 0.9 \times 10^{-13} \text{ erg s}^{-1} \text{ cm}^{-2}$, which is (due to the limited statistics of both the *BeppoSAX* and the *ASCA* data) consistent with that of the *ASCA*/SIS 1.3–10 keV flux for the millisecond pulsar (see above). The spectral shape is also consistent, and therefore, the rejection of SAX J1808.6–3658 as being the millisecond pulsar X-ray counter part fully relies on positional arguments.

5. Discussion

We have obtained *BeppoSAX*/NFI observations of the millisecond X-ray pulsar during its 2000 outburst. Due to the extreme variability during this outburst (see Wijnands et al. 2001), the *BeppoSAX* observations were unfortunately taken when the source had very low luminosities and as a consequence we did not detect the source. For a distance of 2.5 kpc (In 't Zand et al. 2001), this non-detection results in an 3σ upper limit on the luminosity of $\sim 8 \times 10^{31}$ erg s $^{-1}$ (0.5–5 keV; assuming an N_{H} of 1.3×10^{21} cm $^{-2}$ and a power-law shaped spectrum with index 2). As discussed in detail by Wijnands et al. (2001), these upper limits on the luminosity during the *BeppoSAX* observations demonstrate the highly variable nature of the source during its 2000 outburst. For example, the source luminosity was $< 10^{32}$ erg s $^{-1}$ on 2000 March 5–6 and 8, it reached $\sim 10^{35}$ erg s $^{-1}$ on 2000 March 11 as observed with the *RXTE*/PCA, but the source was undetectable again with *BeppoSAX*/NFI on 2000 March 22–23. Also, on several occasions after 2000 March the source could again be detected with the *RXTE*/PCA. Therefore, although the X-ray luminosity was very low during our *BeppoSAX* observations, the clear long-term activity of the source demonstrated that these observations cannot be regarded as true quiescent observations.

Although the millisecond X-ray pulsar was not detected, we detected four field sources. One source, designated SAX J1808.6–3658, is only 1.63' away from the position of the millisecond X-ray pulsar, but cannot be identified with it. We reanalyzed the *ASCA* observation of SAX J1808.4–3658 reported by Dotani et al. (2000). We confirm the detection of the millisecond X-ray pulsar, but we could not detect SAX J1808.6–3658 with an 3σ upper limit on the X-ray flux ($< 0.5 \times 10^{-13}$ erg s $^{-1}$ cm $^{-2}$; 0.5–5.0 keV) which was lower than the flux detected during the *BeppoSAX* observations ($1.3 \pm 0.5 \times 10^{-13}$ erg s $^{-1}$ cm $^{-2}$). The only explanation for this discrepancy is to infer that SAX J1808.6–3658 is also a variable X-ray source. The fact that this source is detected during all *BeppoSAX*/NFI observations (including the 1999 March 17) and not during the only *ASCA* observation must be regarded as a coincidence. The *ASCA* fluxes obtained (using W3PIMMS) for the other three *BeppoSAX* sources were consistent with the values obtained from the *BeppoSAX* fluxes (taking into account the uncertainties in the spectra, the internal absorption of the sources, and in calculating the fluxes using W3PIMMS). The nature of SAX J1808.6–3658 and the other field sources is unknown, but they could be, e.g., AGN.

It is clear that the source which exhibited the 1998 and 2000 outburst was the millisecond X-ray pulsar because during both outbursts the 401 Hz pulsations were detected (Wijnands & van der Klis 1998; van der Klis et al. 2000). Furthermore, during both outbursts the optical counterpart increased considerable in luminosity (Giles et al. 1999; Wachter & Hoard 2000; Wachter et al. 2000; note, that this secures the sub-arcsecond accurate position of the pulsar). However, the *BeppoSAX*/WFC positional errors of the persistent source detected during the 1996 outburst are consistent with both the position of the millisecond pulsar and the near-by unrelated *BeppoSAX* source. Still, there are two measurements which provide convincing evidence that the 1996 outburst could not have come from the other source. First, the 99% error regions of the three bursts detected during that outburst are all consistent with the pulsar, while that of one burst is clearly inconsistent

with the other source. We note that all three bursts were observed in a small time window during the 1996 outburst and are most likely due to same source. Second, there is a marginal detection of a 401 Hz oscillation during one of the three bursts (In 't Zand et al. 2000).

Stella et al. (2000) reported on a *BeppoSAX*/NFI detection of the millisecond X-ray pulsar in quiescence. However, it is now evident that their source is very likely SAX J1808.6–3658 and not the millisecond X-ray pulsar. Therefore, SAX J1808.4–3658 had considerably lower quiescent luminosity during this *BeppoSAX* observation than reported by Stella et al. (2000). The only reported detection of the millisecond X-ray pulsar in quiescence is the one obtained from the *ASCA* observation (Dotani et al. 2000). The upper limits on the quiescent X-ray luminosity of SAX J1808.4–3658 obtained with *BeppoSAX* during the 1999 quiescent observation are now consistent with the quiescent luminosity obtained from the *ASCA* observation. This removes the previously inferred X-ray variability between both observations and demonstrates that so far SAX J1808.4–3658 is persistently very faint in quiescence.

This might have profound implications for our understanding of the optical behavior of the millisecond pulsar in quiescence. Homer et al. (2001) found a modulation of the optical light curve with the orbital period during their quiescent optical observations. They suggest that this modulation might be due to X-ray irradiation of the companion star, but they admit that the quiescent X-ray luminosity needed for this is rather high ($\sim 10^{33}$ erg s $^{-1}$), considerably higher than what is observed for the system. They suggest that the system is highly variable in quiescence, and it could have reached the needed X-ray luminosities during their optical observations. However, our results indicate that the source is most likely much less variable in quiescence than previously assumed and it remains to be seen if the source indeed can reach the desired high X-ray luminosities at certain occasions.

Due to the uncertainties in its exact *ASCA* count rate (see section 4) and its exact spectral shape, the exact quiescent luminosity of the millisecond pulsar is difficult to constrain but it is most likely in the range $0.3\text{--}1.5 \times 10^{32}$ erg s $^{-1}$. Despite this large range in its quiescent luminosity, the source is clearly fainter than the other neutron-star LMXB X-ray transients when they are in quiescence (which are larger than a few times $10^{32\text{--}33}$ erg s $^{-1}$). If the quiescent luminosity of SAX J1808.4–3658 is indeed as low as a few times 10^{31} erg s $^{-1}$, then it is unclear whether the found distinction (e.g., Garcia et al. 2001 and references therein) between the quiescent luminosity of neutron-star transients and black-hole transients (a few times $10^{30\text{--}31}$ erg s $^{-1}$) can hold. If certain neutron-star X-ray transients can indeed be as dim in quiescence as the black-hole systems, then the reasons to invoke the presence of event horizons in the black-hole systems will disappear (Garcia et al. 2001). More observations of neutron-star transients in quiescence are required to assess the validity of reported quiescent luminosity difference between the two types of systems. Such observations will also give important information to assess the question whether or not the millisecond X-ray pulsar is not only unique with respect to its pulsating nature, but also with respect to its quiescent behavior.

Brown, Bildsten, & Rutledge (1998) proposed that the quiescent X-ray luminosities of neutron-star LMXB transients depend on their time-averaged mass accretion rates. Compared with the other systems, the time-averaged accretion rate of the millisecond X-ray pulsar is low and Brown et al. (1998) suggested that this source should have a low quiescent X-ray luminosity. However, a more detailed investigation is needed in order to determine if this could explain the very low quiescent luminosity detected for this source. It is also possible that this low quiescent luminosity is related to the fact that the source is so far the only accretion-driven millisecond X-ray pulsar known. For example, if this uniqueness is due to a higher neutron-star magnetic field than that of the other sources, then during quiescence the so-called propeller mechanism might inhibit residual accretion onto the neutron star. Indications for residual accretion in quiescence have been found for the other neutron-star systems, which is mainly inferred from the power-law tail in their quiescent X-ray spectrum and the variability of several sources in quiescence (however, see Ushomirsky & Rutledge 2001 for a discussion about X-ray variability due to deep crustal heating). However, only at most $\sim 50\%$ of the quiescent X-ray flux of those sources is due to this power-law component, suggesting that the low quiescent luminosity of SAX J1808.4–3658 can only in part be due to the lack of residual accretion in this system.

It is very well possible that the very low quiescent luminosity is due to a combination of the two above mentioned effects. The low time-averaged accretion rate of SAX J1808.4–3658 will not heat-up its neutron star to the same temperature as in the other systems, causing a lower thermal luminosity from its surface. Also, when residual accretion is inhibited due to its magnetic field, the power-law component is absent and the total quiescent X-ray luminosity of SAX J1808.4–3658 could be very low compared to the other neutron-star X-ray transients in quiescence. High quality quiescent X-ray spectra (e.g., with *XMM-Newton* or *Chandra*) of SAX J1808.4–3658 will help considerably to understand its low quiescent luminosity.

This work was supported by NASA through Chandra Postdoctoral Fellowship grant number PF9-10010 awarded by CXC, which is operated by SAO for NASA under contract NAS8-39073. MK acknowledges support by the Netherlands Organization for Scientific Research (NWO). We thank Jon Miller and Erik Kuulkers for helpful discussions and carefully reading a previous version of this paper.

REFERENCES

- Asai, K., Dotani, T., Mitsuda, K., Hoshi, R., Vaughan, B., Tanaka, Y., Inoue, H. 1996, PASJ, 48, 257
- Asai, K., Dotani, T., Hoshi, R., Tanaka, Y., Robison, C. R., Terada, K. 1998, PASJ, 50, 611
- Brown, E. F., Bildsten, L., & Rutledge, R. E. 1998, ApJ, 504, 195
- Dickey, J. M. & Lockman, F. J. 1990, ARA&A, 28, 215

- Dotani, T., Asai, K., & Wijnands, R. 2000, *ApJ*, 543, L145
- Gaensler, B. M., Stappers, B. W., & Getts, T. J. 1999, *ApJ*, 522, L117
- Garcia, M. R., McClintock, J. E., Narayan, R., Callanan, P., Murray, S. S. 2001, *ApJLetters*, submitted (astro-ph/0012387)
- Gilfanov, M., Revnivtsev, M., Sunyaev, R., Churazov, E. 1998, *A&A*, 338, L83
- Giles, A. B., Hill, K. M., Greenhill, J. G. 1999, *MNRAS*, 304, 47
- Gotthelf, E. V., Ueda, Y., Fujimoto, R., Kii, T., Yamaoka, K. 2000, *ApJ*, 543, 417
- Homer, L., Charles, P. A., Chakrabarty, D., van Zuyl, L. 2001, *MNRAS*, in press (astro-ph/0102075)
- In 't Zand, J. J. M., Heise, J., Muller, J. M., Bazzano, A., Cocchi, M., Natalucci, L., Ubertini, P. 1998, *A&A*, 331, L251
- In 't Zand, J. J. M., Kuiper, L., Amati, L., Antonelli, L. A., Hurley, K. et al. 2000, *ApJ*, 545, 266
- In 't Zand, J. J. M., Cornelisse, R., Kuulkers, E., Kuiper, L., Bazzano, A., Cocchi, M., Heise, J., Muller, J. M., Natalucci, L., Smith, M. J. S., Ubertini, P. 2001 *A&A*, in press (astro-ph/0104285)
- Kuiper, L., Hermsen, W., Bennett, K., Carramiñana, L. A., McConnell, M., Schönfelder, V. 1998, *A&A*, 337, 421
- Kuulkers, E., et al. 2000, *ApJ*, 538, 638
- Marshall, F. E. 1998, *IAU Circ.*6876
- Stella, L., Campana, S., Mereghetti, S., Ricci, D., Israel, G. L. 2000, *ApJ*, 537, L115
- Ushomirsky, G. & Rutledge, R. E 2001, *MNRAS*, submitted (astro-ph/0101141)
- van der Klis, M., Chakrabarty, D., Lee, J. C., Morgan, E. H., Wijnands, R., Markwardt, C. B., Swank, J. H. 2000, *IAU Circ.*7358
- Wachter, S. & Hoard, D. W. 2000, *IAU Circ.*, 7363
- Wachter, S., Hoard, D. W., Bailyn, C., Jain, R., Kaaret, P., Corbel, S., Wijnands, R. 2000, *HEAD* 32, 24.15
- Wijnands, R. & van der Klis, M. 1998, *Nature*, 394, 344
- Wijnands, R., Chakrabarty, D., Morgan, E., van der Klis, M. 2000, *IAU Circ.*7369
- Wijnands, R. et al. 2001, *ApJ Letters* in preparation