

A 168-s X-Ray Pulsar in the SMC Observed with ASCA

Jun YOKOGAWA¹, Ken'ichi TORII², Takayoshi KOHMURA³, and Katsuji KOYAMA^{1,4}

¹*Department of Physics, Graduate School of Science, Kyoto University, Sakyo-ku, Kyoto 606-8502*

jun@cr.scphys.kyoto-u.ac.jp

koyama@cr.scphys.kyoto-u.ac.jp

²*RIKEN (Institute of Physical and Chemical Research), 2-1 Hirosawa, Wako, Saitama 351-0198*

torii@crab.riken.go.jp

³*Department of Earth and Space Science, Graduate School of Science, Osaka University,*

1-1 Machikaneyama-cho, Toyonaka, Osaka 560-0043

tkohmura@ess.sci.osaka-u.ac.jp

⁴*CREST, Japan Science and Technology Corporation (JST), 4-1-8 Honmachi, Kawaguchi, Saitama 332-0012*

(Received 2000 December 28; accepted 2001 March 5)

Abstract

We report on the detection of 167.8 ± 0.2 s pulsations from AX J0052.9–7157 in the Small Magellanic Cloud with ASCA. The pulsations show an energy-independent sinusoidal profile. The X-ray spectrum is described by an absorbed hard power-law (photon index ~ 0.7) with a luminosity of $\sim 8.8 \times 10^{35}$ erg s⁻¹ at a distance of 60 kpc. The position is determined to be (R.A., Dec.)_{J2000} = (00^h52^m59^s.2, $-71^{\circ}57'58''$), with an error radius of $\sim 30''$. We have found that a variable Be/X-ray binary RX J0052.9–7158 is located within the $30''$ error circle, and is also located at the edge of the $10'$ error circle of the 169-s pulsar XTE J0054–720. We therefore conclude that these are the same source, a Be/X-ray binary pulsar.

Key words: stars: emission-line, Be — stars: neutron — stars: pulsars: individual (AX J0052.9–7157, RX J0052.9–7158, XTE J0054–720) — X-rays: stars

1. Introduction

One of the recent highlights of X-ray astronomy is the discovery of more than dozen X-ray pulsars in the Small Magellanic Cloud (SMC) (Corbet et al. 1998; Lochner et al. 1998; Yokogawa, Koyama 1998; Israel et al. 1998; Imanishi et al. 1999; Macomb et al. 1999; Tsujimoto et al. 1999; Yokogawa et al. 1999; Israel et al. 2000; Kahabka 2000; Ueno et al. 2000; Yokogawa, Koyama 2000; Yokogawa et al. 2000a, b, c, d; Corbet et al. 2001a, b; Sasaki et al. 2001). The total number of X-ray pulsars in the SMC already exceeds 20, which can be compared to 8 and ~ 80 in the Large Magellanic Cloud (LMC) and in our Galaxy. This would be surprising, if we take account of the galaxy masses, which are 10 (LMC) or 100 (Galaxy) times larger than that of the SMC.

Most of the new X-ray pulsars in the SMC show a long-term flux variability and/or an optical counterpart (mostly a Be star), and hence are probably Be/X-ray binary pulsars (hereafter Be-XBPs). Therefore, variable X-ray sources with a Be star counterpart are good targets to search for coherent pulsations. The optical identification of X-ray sources has been carried out based on a high-resolution survey of the SMC with ROSAT/HRI (Hughes, Smith 1994; Cowley et al. 1997; Schmidtke et al. 1999); six X-ray sources were found to have a Be star counterpart. So far, coherent pulsations have been discovered from three of them (Imanishi et al. 1999; Israel et al. 2000; Torii et al. 2000; Yokogawa et al. 2000c). Among the remaining three, RX J0052.9–7158 is a very promising

target for a pulsation search, because this source showed a large outburst (Cowley et al. 1997), which is typical of Be-XBPs.

This paper reports on the detection of 168-s pulsations from RX J0052.9–7158/AX J0052.9–7157, with the ASCA extended survey program.

2. Observations and Data Reduction

Extended surveys of the SMC were made in the final phase of the ASCA mission in 2000 April. AX J0052.9–7157 was in the field of view of Gas Imaging Spectrometers (GIS; Ohashi et al. 1996) on 2000 April 27.694–28.792 (UT). The GIS was operated in the normal PH mode with a time resolution of 0.0625 s (high bit rate) or 0.5 s (medium bit rate). We screened the GIS data by rejecting any data obtained in the South Atlantic Anomaly or low cut-off rigidity regions (< 4 GV). Data obtained when the target's elevation angle was lower than 5° were also rejected. Particle events were removed by a rise-time discrimination method. After screening, the total available exposure time was ~ 44.1 ks. In the following analyses, we combined the GIS-2 and GIS-3 data to increase the statistics.

We also refer to three SMC observations made on 1980 April 15–17 with Einstein/IPC, on 1992 April 17–27 with ROSAT/PSPC, and on 1994 October 5–12 with ROSAT/HRI. We retrieved the screened data of these observations from the HEASARC Online Service, provided by NASA/GSFC.

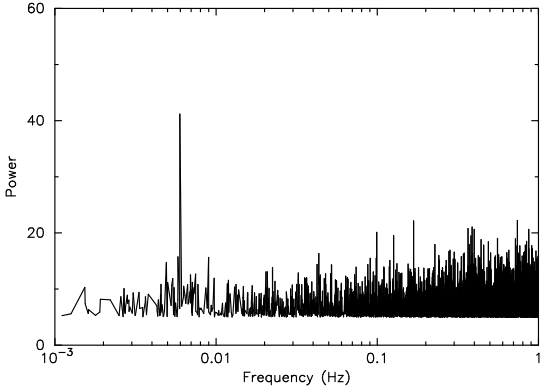


Fig. 1. Power spectrum density of the events in 1.0–8.1 keV, in which the power is normalized so that the random-fluctuation level corresponds to 2. Data points with a power less than 5 are omitted. An evident peak is detected at ~ 0.0060 Hz.

3. Results

3.1. Source Detection

In the ASCA observation, a moderately bright source was found at a position $\sim 8'$ from the optical axis. Using the method of Gotthelf et al. (2000), we determined the source position to be (R.A., Dec.)_{J2000} = (00^h52^m58^s.4, $-71^{\circ}57'54''$) with an error radius of $\sim 30''$ at the 90% confidence; we thus designated this source as AX J0052.9–7157. We found that ROSAT sources RX J0052.9–7158 (Cowley et al. 1997), No. 94 in Haberl et al. (2000), and No. 46 in Sasaki et al. (2000), and an Einstein source No. 32 in Wang and Wu (1992) are located within the error circle (summarized in the first row of table 1).

3.2. Timing Analyses

We extracted ~ 1000 photons from a $2'5$ radius circle centered on AX J0052.9–7157, and performed an FFT (Fast Fourier Transform) after a barycentric correction of the photon arrival times. In the power spectrum density shown in figure 1, we find evidence for coherent pulsations of 0.0060 Hz: the maximum power of 41.2 is obtained in the 1.0–8.1 keV band data. Since the chance probability to detect this power is only $\sim 1.5 \times 10^{-4}$, the pulsations would be highly significant. We then performed an epoch folding search, and determined the barycentric period to be 167.8 ± 0.2 s. The pulse shape is nearly sinusoidal and almost energy independent, as demonstrated in the two energy-band profiles of 0.7–2.0 keV and 2.0–7.0 keV (figure 2). The pulsed fraction, defined as (pulsed flux)/(total flux) without background, is $\sim 44\%$ in 2.0–7.0 keV.

AX J0052.9–7157 was also detected in the three Einstein and ROSAT observations mentioned in section 2. We thus collected photons around the source, separately from each observation, and searched for coherent pulsations by the epoch folding technique. No significant

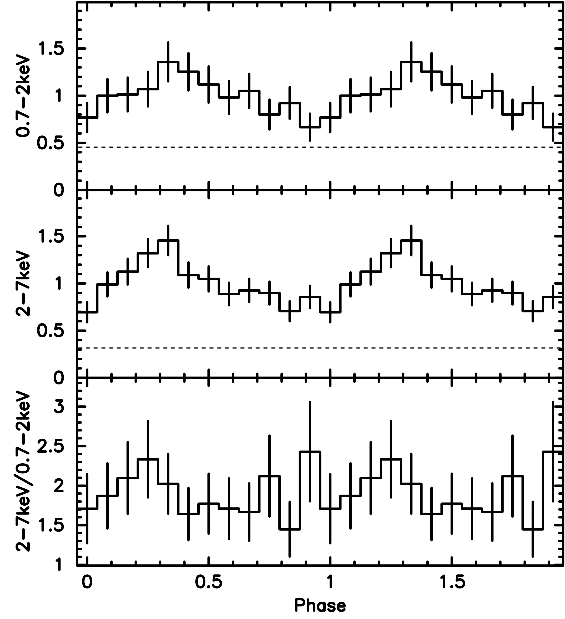


Fig. 2. Pulse profiles in the energy bands of 0.7–2.0 keV (top panel) and 2.0–7.0 keV (middle panel). The vertical axes indicate the normalized count rates in each energy band. The background levels are indicated by broken lines. The bottom panel shows the hardness ratio between the two energy bands.

pulsations, however, were detected, probably due to the limited photon statistics.

3.3. Spectral Analyses

Using photons in the same circle as the timing analyses, we made the ASCA/GIS spectrum by subtracting the background collected from a nearby source-free sky. Since we found no peculiar structure, such as emission lines in the spectrum, we fitted the spectrum with a simple power-law model. An acceptable fit ($\chi^2 = 28.50$ for 25 degrees of freedom) was obtained with a photon index of $\Gamma = 0.7$ (0.5–1.0) and a column density of $N_H = 0.7 (< 4.7) \times 10^{21} \text{ cm}^{-2}$ (the values in parentheses indicate the 90% confidence limits). Figure 3 shows the GIS spectrum and the best-fit model. The observed flux and unabsorbed luminosity in the 0.7–10.0 keV band were determined to be $\sim 2.0 \times 10^{-12} \text{ erg s}^{-1} \text{ cm}^{-2}$ and $\sim 8.8 \times 10^{35} \text{ erg s}^{-1}$, respectively (here the distance of 60 kpc is assumed; van den Bergh 2000).

We then made phase-resolved spectra in the phases 0–0.5 and 0.5–1, and separately fitted them with the same model. No significant difference in the spectral parameters was found, consistent with the energy-independent pulse profiles (figure 2).

4. Discussion

We have shown that AX J0052.9–7157 exhibits coherent pulsations with a period of 167.8 ± 0.2 s, and has a hard spectrum with $\Gamma \sim 0.7$. The ROSAT counterpart, RX J0052.9–7158, has a Be star companion and was found to be highly variable: its flux varied by a factor

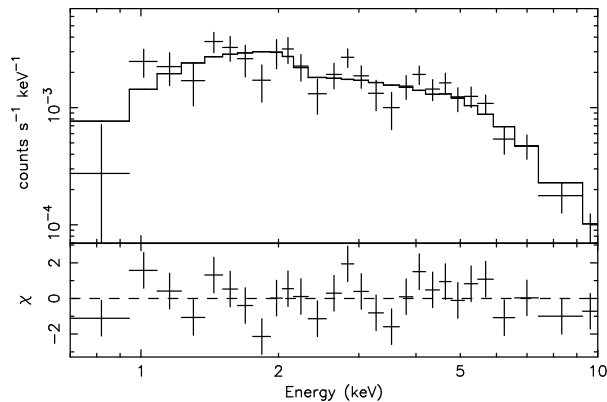


Fig. 3. Background-subtracted and phase-averaged spectrum obtained with GIS-2+3. The crosses and the solid line in the upper panel indicate data points and the best-fit model, respectively. Residuals from the model are shown in the lower panel.

$\gtrsim 40$ within several months (Cowley et al. 1997). All of the results indicate that AX J0052.9–7157/RX J0052.9–7158 is a Be-XBP. Among the six Be/X-ray binary candidates proposed by Hughes and Smith (1994), Cowley et al. (1997), and Schmidtke et al. (1999), four sources have been established to be pulsars by this and previous studies. Therefore, it is probable that the remaining Be/X-ray candidates, RX J0058.2–7231 and RX J0106.2–7205, are also Be-XBPs, although the currently limited photon numbers from these sources prevent us from detecting any pulsations.

Lochner et al. (1998) reported the discovery of a pulsating X-ray source, XTE J0054–720, with a period of 169.30 s on 1997 December 17 and 168.40 s on 1998 January 12. Since the error radius is too large ($10'$), identification with other sources has not been carried out. In fact, we investigated the catalogs of Einstein, ROSAT, and ASCA (Wang, Wu 1992; Haberl et al. 2000; Sasaki et al. 2000; Yokogawa et al. 2000e), and found that five sources listed in table 1 (sources No. 1–5) are located in the $10'$ error circle. We also investigated the BeppoSAX archival data, and found that no source was detected in the error circle. AX J0052.9–7157 (No. 1) is located at the edge of the error circle. No pulsations have been found from the other four sources. These facts, together with the nearly equal pulse period of AX J0052.9–7157 (167.8 s, on 2000 April 27–28), lead us to conclude that XTE J0054–720 and AX J0052.9–7157 are the same pulsar. The period derivative was $\dot{P} \sim -4 \times 10^{-7} \text{ s s}^{-1}$ during the initial RXTE observations (Lochner et al. 1998), and decreased by a factor ~ 50 to $\dot{P} \sim -8 \times 10^{-9} \text{ s s}^{-1}$ between the RXTE and ASCA observations. The flux also decreased by a factor ~ 30 from $(3\text{--}6) \times 10^{-11} \text{ erg s}^{-1} \text{ cm}^{-2}$ to $\sim 2 \times 10^{-12} \text{ erg s}^{-1} \text{ cm}^{-2}$ during the RXTE and ASCA observations. The apparent correlation of the decrease of \dot{P} and flux may be interpreted as a decrease of the accretion rate, although the orbital Doppler effect for \dot{P} is unknown.

About 30% of X-ray binary pulsars (XBPs) in the

SMC have been discovered with RXTE. For most of these XBPs, the confirmation of pulsations and the determination of more accurate positions (within $\lesssim 30''$) have now been successfully completed with the imaging satellites, BeppoSAX and ASCA. The fine positions for these XBPs will help future studies and monitoring in the X-ray and optical regions.

J.Y. and T.K. are supported by JSPS Research Fellowship for Young Scientists. The archival data of Einstein Observatory, ROSAT, and BeppoSAX were retrieved from HEASARC Online System, which is provided by NASA/GSFC.

References

- Corbet, R., Marshall, F.E., Ozaki, M., & Ueda, Y. 1998, IAU Circ., 6803
- Corbet, R., Marshall, F.E., & Markwardt, C.B. 2001b, IAU Circ., 7562
- Corbet, R.H.D., Marshall, F.E., Coe, M.J., Laycock, S., Handler, G. 2001a, ApJ, 548, L41
- Cowley, A.P., Schmidtke, P.C., McGrath, T.K., Ponder, A.L., Fertig, M.R., Hutchings, J.B., & Crampton, D. 1997, PASP, 109, 21
- Gotthelf, E.V., Ueda, Y., Fujimoto, R., Kii, T., & Yamaoka, K. 2000, ApJ, 543, 417
- Haberl, F., Filipović, M.D., Pietsch, W., & Kahabka, P. 2000, A&AS, 142, 41
- Hughes, J.P., & Smith, R.C. 1994, AJ, 107, 1363
- Imanishi, K., Yokogawa, J., Tsujimoto, M., & Koyama, K. 1999, PASJ, 51, L15
- Israel, G.L., Campana, S., Covino, S., Dal Fiume, D., Gaetz, T.J., Mereghetti, S., Oosterbroek, T., Orlandini, M. et al. 2000, ApJ, 531, L131
- Israel, G.L., Campana, S., Cusumano, G., Frontera, F., Orlandini, M., Sanatangelo, A., & Stella, L. 1998, A&A, 334, L65
- Kahabka, P. 2000, A&A, 354, 999
- Lochner, J.C., Marshall, F.E., Whitlock, L.A., & Brandt, N. 1998, IAU Circ., 6814
- Macomb, D.J., Finger, M.H., Harmon, B.A., Lamb, R.C., & Prince, T.A. 1999, ApJ, 518, L99
- Ohashi, T., Ebisawa, K., Fukazawa, Y., Hiyoshi, K., Horii, M., Ikebe, Y., Ikeda, H., Inoue, H. et al. 1996, PASJ, 48, 157
- Sasaki, M., Haberl, F., & Pietsch, W. 2000, A&AS, 147, 75
- Sasaki, M., Haberl, F., Keller, S., & Pietsch, W. 2001, A&A, 369, L29
- Schmidtke, P.C., Cowley, A.P., Crane, J.D., Taylor, V.A., McGrath, T.K., Hutchings, J.B., & Crampton, D. 1999, AJ, 117, 927
- Torii, K., Yokogawa, J., Imanishi, K., & Koyama, K. 2000, IAU Circ., 7428
- Tsujimoto, M., Imanishi, K., Yokogawa, J., & Koyama, K. 1999, PASJ, 51, L21
- Ueno, M., Yokogawa, J., Imanishi, K., & Koyama, K. 2000, PASJ, 52, L63

Table 1. Sources in the error circle of XTE J0054–720.

Source ID (1)	IPC (2)	Counterpart			Coordinates* (J2000)
		PSPC (3)	HRI (4)	GIS (5)	
1	32	94	46	AX J0052.9–7157	00 ^h 52 ^m 55 ^s .2 –71°58′06″
2	104	50	...	00 ^h 53 ^m 48 ^s .2 –72°02′01″
3	55	...	00 ^h 54 ^m 46 ^s .2 –72°00′17″
4	36	157	59	17	00 ^h 55 ^m 28 ^s .7 –72°10′55″
5	62	...	00 ^h 55 ^m 43 ^s .2 –72°09′21″

Note — Source ID numbers of (1) the present work, and the X-ray catalogs of (2) Einstein/IPC (Wang, Wu 1992), (3) ROSAT/PSPC (Haberl et al. 2000), (4) ROSAT/HRI (Sasaki et al. 2000), and (5) ASCA/GIS (Yokogawa et al. 2000e) are given. AX J0052.9–7157 is not cataloged in Yokogawa et al. (2000e).

* Determined with ROSAT/HRI (taken from Sasaki et al. 2000).

van den Bergh, S. 2000, PASP, 112, 529

Wang, Q., & Wu, X. 1992, ApJS, 78, 391

Yokogawa, J., Imanishi, K., Tsujimoto, M., Kohno, M., & Koyama, K. 1999, PASJ, 51, 547

Yokogawa, J., Imanishi, K., Tsujimoto, M., Nishiuchi, M., Koyama, K., Nagase, F., & Corbet, R.H.D. 2000e, ApJS, 128, 491

Yokogawa, J., Imanishi, K., Ueno, M., & Koyama, K. 2000a, PASJ, 52, L73

Yokogawa, J., & Koyama, K. 1998, IAU Circ., 7028

Yokogawa, J., & Koyama, K. 2000, IAU Circ., 7361

Yokogawa, J., Paul, B., Ozaki, M., Nagase, F., Chakrabarty, D., & Takeshima, T. 2000b, ApJ, 539, 191

Yokogawa, J., Torii, K., Imanishi, K., & Koyama, K. 2000c, PASJ, 52, L37

Yokogawa, J., Torii, K., Kohmura, T., Imanishi, K., & Koyama, K. 2000d, PASJ, 52, L53