

Dark energy and the epoch of galaxy formation

J.S.Alcaniz¹ and J.A.S.Lima²

Departamento de Física, Universidade Federal do Rio Grande do Norte,

C.P. 1641, 59072-970, Natal, Brazil

Accepted for publication in ApJL

Received _____; accepted _____

arXiv:astro-ph/0101544v1 30 Jan 2001

¹alcaniz@dfte.ufrn.br

²limajas@dfte.ufrn.br

ABSTRACT

The influence of a dark component on the first epoch of galaxy formation is analysed by using the ages of the three oldest high-redshift galaxies known in the literature. Our results, based on a spatially flat accelerated Universe driven by a “quintessence” component ($p_x = \omega\rho_x$), show that if the inferred ages of these objects are correct the first formation era is pushed back to extremely high redshifts. For the present best-fit quintessence model ($\Omega_x = 0.7$, $\omega < -0.6$), we find a lower bound of $z_f \geq 7.7$, whereas in the extreme case of Λ CDM model ($\omega = -1$) the limit is slightly smaller ($z_f \geq 5.8$). The case for open cold dark matter models (OCDM) has also been discussed. For $\Omega_m \simeq 0.3$, the formation redshift is restricted by $z_f \geq 18$. As a general result, if $\Omega_m \geq 0.37$, these galaxies are not formed in FRW cosmologies with no dark energy since for all these cases $z_f \rightarrow \infty$.

Subject headings: cosmology: theory – dark matter – distance scale – galaxy formation

In the last decade, the remarkable observational progress in addressing the question of the origin, early evolution and ages of galaxies, as well as the expected rapid improvement of these data coming from the next generation of space telescopes may provide the key for a precise determination of the epoch when the most of galaxies in the Universe were formed.

Recently, different groups (Stockton *et al* 1995; Dunlop *et al* 1996; Spinrard *et al* 1997; Dunlop 1998) announced the discoveries of three extremely red radio galaxies at $z = 1.175$ (3C 65), $z = 1.55$ (LBDS 53W091) and $z = 1.43$ (LBDS 53W069) with a minimal stellar age of 4.0 Gyr, 3.5 Gyr and 4.0 Gyr, respectively. These discoveries accentuated even further the already classical “age crisis” and gave rise to a new variant of this problem, which could be named the high- z time scale crisis: the underestimated ages of these galaxies contradict the predictions of the standard Einstein-de Sitter model for values of $h < 0.45$ (Krauss 1997). Furthermore, for Λ CDM scenarios, the age-redshift relation for these OHRGs requires $\Omega_\Lambda \geq 0.50$ if the Universe is assumed to be spatially flat (Alcaniz & Lima 1999; Lima & Alcaniz 2000a). The problem raised by the ages of these galaxies to the standard CDM model suggests that OHRGs may be an important piece of the missing information related to the galaxy formation process, and in a similar vein, may constrain the epoch when the first structures were actually formed.

On the other hand, recent measurements of some Type Ia Supernovae at intermediate and high redshifts (Riess *et al* 1998; Perlmutter *et al* 1999) also indicate that the bulk of energy in the Universe is repulsive and appears like a “quintessence” component, that is, an unknown form of dark energy (in addition to the ordinary CDM matter) probably of primordial origin (see also Turner 2000 for a review). Together with the observations of CMB anisotropies (de Bernardis 2000), these results provide the remaining piece of information connecting the inflationary flatness prediction ($\Omega_T = 1$) with the astronomical observations. This state of affairs has stimulated the interest for more general models

containing an extra component describing this dark energy, and simultaneously accounting for the present accelerated stage of the Universe. In the last years, the absence of a convincing evidence on the nature of the dark component gave origin to an intense debate and mainly to theoretical speculations. Some possible candidates for “quintessence” are: a vacuum decaying energy density, or a time varying Λ -term (Ozer & Taha 1987; Freese 1987; Carvalho *et al* 1992), a relic scalar field (Peebles & Ratra 1988; Frieman *et al* 1995; Caldwell *et al* 1998; Saini *et al* 2000) or still an extra component, the so-called “X-matter”, which is simply characterized by an equation of state $p_x = \omega\rho_x$, where $\omega \geq -1$ (Turner & White 1997; Chiba *et al* 1995; Lima & Alcaniz 2000b) and includes, as a particular case, models with a cosmological constant (Λ CDM) (Turner *et al* 1984; Peebles 1984; Krauss & Turner 1995). For “X-matter” models, constraints from large scale structure (LSS) and cosmic microwave background anisotropies (CMB) complemented by the SN Ia data, require $0.6 \leq \Omega_x \leq 0.7$ and $\omega < -0.6$ (95% C.L.) for a flat universe (Perlmutter *et al* 1999; Efstathiou 1999; Garnavich *et al* 1998), while for universes with arbitrary spatial curvature the limit is $\omega < -0.4$ (Efstathiou 1999).

In this *letter* we focus our attention on this kind of “quintessence” or X-matter cosmology. As is widely known, because of their generality these models also merit a broader discussion. In principle, to check the validity of a theory or model (for instance, Λ CDM model), it is interesting to insert it in a more general framework, herein quantified by the ω parameter. In this context, we derive new lower limits to the formation redshift z_f from ages of the oldest high redshift objects known in the literature. The main consequences of this approach for the standard open FRW model (OCDM) are also briefly analysed.

For passively evolving elliptic radio galaxies, almost all amount of gas is believed to be processed into stars in a single episode of star formation, in such a way that the assumption of an instantaneous burst is considered a good approximation for modeling

their evolution (Jimenez *et al* 1999). For lookback time calculations, the hypothesis of an instantaneous burst of star formation means that the age of these OHRGs can be expressed as being almost exactly the time taken by the Universe to evolve from z_f to the observed redshift z_{obs} . In the framework of flat Friedmann-Robertson-Walker (FRW) models with nonrelativistic matter plus a quintessence component ($p_x = \omega\rho_x$, $\omega \geq -1$) such condition can be translated as

$$t_{z_{obs}} - t_{z_f} = H_o^{-1} \int_{(1+z_f)^{-1}}^{(1+z_{obs})^{-1}} \frac{dx}{x\sqrt{\Omega_x x^{-3} + \Omega_x x^{-3(1+\omega)}}} \geq t_g \quad , \quad (1)$$

where Ω_x stands for the present-day quintessence density parameter. The inequality signal on the r.h.s. of the above expression comes from the fact that the Universe is older than or at least has the same age of any observed structure. Since this natural argument also holds for any time interval, a finite value for the redshift z_f provides the lower bound for the galaxy formation allowed by the aged object located at z_{obs} . Models for which $z_f \rightarrow \infty$ are clearly incompatible with the existence of the specific galaxy, being ruled out in a natural way. Indeed, as argued by Peebles (1989), any model is already in trouble if z_f is bigger than the finite redshift for which the mean density of the Universe was equal to the mean density of the aged high redshift galaxy (null contrast density).

Before discussing the resulting diagrams, an important point of principle should be stressed. To assure the robustness of the limits on z_f , we adopt (1) the minimal value for the Hubble parameter, and (2) the underestimated age for all OHRGs. Both conditions are almost self-explanatory. First, as we know, the smaller the value of H_o , the larger the age predicted by the model and, second, objects with smaller ages are theoretically more easily accommodated, thereby guaranteeing that the models are always favored in the present estimates. For the Hubble parameter we consider the value obtained by the HST Key project which is in agreement with other independent estimates (Giovanelli *et al* 1997),

i.e., the round number value $H_o = 60\text{km/sec/Mpc}$ (Freedman 1998). Indeed, we are being rather conservative since this lower limit was recently updated to nearly 10% of accuracy ($h = 0.70 \pm 0.07, 1\sigma$) by Freedman (2000), and the data from SNe also point consistently to $h > 0.6$ or even higher (Riess *et al* 1998; Perlmutter *et al* 1999).

At this point, some few words concerning the ages of these galaxies and their consequences are also appropriate. Since its discovery, the age estimates for the LBDS 53W091 (at $z = 1.55$) has stimulated considerable debate and controversy in the literature. Initially, by analyzing the strong transition breaks existing in the spectrum at 2640\AA and 2900\AA , Dunlop *et al.* (1996) and Spinrad *et al* (1997) found a best fitting age of 3.5 Gyr. Later on, Bruzual & Magris (1997) and Yi *et al* (2000), using different arguments, claimed to have derived an age as young as 1.5 Gyr. More recently, we witnessed a new chapter on this controversy. Through a more detailed analysis of the different evolution models (based on χ^2 minimization), the minimum age of 3.0 Gyr has again been clearly favored (Nolan *et al* 2001). For the radio galaxy 3C 65 at $z = 1.175$, we adopt the estimated age from the analysis by Stockton *et al.* (1995) which has indicated strong evidence for a minimum stellar age of 4.0 Gyr. However, as we shall see, since the redshift of this galaxy is comparatively low, the corresponding constraint on the first epoch of formation is the less restrictive one. Finally, the remaining galaxy (LBDS 53W069, $z = 1.43$) is an even redder galaxy which is 1.0 Gyr older than 53W091, and whose inferred age seems to be essentially unchanged for different solar metallicity models (Nolan *et al* 2001). Actually, for a given value of Ω_m , the tighter constraints on z_f come from this object.

In Figure 1 we show the $\omega - z_f$ plane allowed by the existence of these OHRG's for quintessence models. In order to have a bidimensional plot one needs to fix the value of one of the parameters (Ω_x or ω). Here we use the observational limits from LSS+CMB+SNe Ia, i.e., $\Omega_x \simeq 0.7$ and $\omega < -0.6$ at 95% c.l. (Perlmutter *et al* 1999; Efstathiou 1999; see

also Wang *et al* 2000 for limits from “concordance cosmic” method). This constraint is represented by the shadowed horizontal region and is used to determine the lower limits on z_f . Since the effect of the equation of state associated to the quintessence component ($\omega = p_x/\rho_x$) is to accelerate the cosmic expansion, this means that the lookback time between z_{obs} and z_f is larger than in the standard scenario and, therefore, the galaxy formation process may start relatively late in comparison to the corresponding standard CDM model. For example, for the interval considered here ($-0.6 \leq \omega < -1$) the estimated age of the 3C 65, 53W091 and 53W069 provides, respectively, $z_f \geq 4.5 - 3.6$, $z_f \geq 6.4 - 5.2$ and $z_f \geq 7.7 - 5.8$, with the lower values of z_f corresponding to the lower ω . These lower bounds are also heavily dependent on the Hubble parameter. For instance, on the interval $0.6 \leq h \leq 0.7$, the formation redshift for the best-fit quintessence model ($\Omega_x = 0.7$, $\omega < -0.6$) (Turner & White 1997; Perlmutter *et al.* 1999; Efstathiou 1999; Garnavich *et al.* 1998) varies from $z_f \geq 7.7$ to $z_f \geq 30$ when the age of the LBDS 53W069 is considered. Naturally, if the inferred ages of these OGHs were smaller, the corresponding formation redshifts should be relatively smaller (for fixed values of the other parameters) in comparison with the limits derived. For example, by taking the estimated age for the LBDS 53W091 given by Bruzual & Magris (1997) and Yi *et al* (2000), i.e., $t_g \sim 1.5$ Gyr, the formation redshift is reduced from $z_f \geq 6.4$ to $z_f \geq 2.3$ for the interval of parameters considered above. However, if the age of this object is greater than 2.5 Gyr (J. S. Dunlop, private communication) the corresponding lower bound is $z_f \geq 2.9$.

Figures 2 and 3 display the $\Omega_m - z_f$ plane for OCDM and Λ CDM models, respectively. The shadowed horizontal region corresponds to the observed range $\Omega_m = 0.2 - 0.4$ (Dekel *et al.* 1997), which is also used to fix the lower limits on z_f . As should be physically expected, in the case of OCDM models (Fig. 2), if the matter contribution increases, a larger value of z_f is required in order to account for the existence of these OHRGs within these models. Conversely, for each object, the absolute minimal value of z_f is obtained for an empty

universe ($\Omega_m \rightarrow 0$). In the observed range of Ω_m the allowed values for the formation redshift are unexpectedly high. For example, by considering $\Omega_m = 0.3$, as indicated from dynamic estimates on scales up to about $2h^{-1}$ Mpc (Calberg *et al* 1996), the ages of 3C 65, 53W091 and 53W069 provide, respectively, $z_f \geq 6.3$, $z_f \geq 10.5$ and $z_f \geq 18$. Such values suggest that these galaxies were formed about 12.5 Gyr ago, or by considering the most recent lower limits for the age of the Universe (Carretta *et al* 2000; Krauss 2000), that such objects were formed when the Universe was ~ 1.0 Gyr old. However, since almost all the age of the Universe is at low redshifts ($z = 0 - 2$), these galaxies may have been formed nearly at the same epoch, regardless of their constraints on the redshift space. It is also interesting to note that the value of z_f is proportional to the quantity of dark matter. As one may check, in the limiting case of a universe dominated only by dark energy ($\Omega_m = 0$, $\omega = -1$), the lower limit is $z_f \geq 2$ (see Fig. 3).

Tables 1 and 2 summarize the estimated values of z_f for quintessence and CDM models. In the former case the matter density parameter has been fixed in its central observed value ($\Omega_m = 0.3$), with z_f determined for several values of ω (see Table 1). As explained before, since the lookback time between z_f and z_{obs} increases for lower values of ω , it is physically expected that the value of z_f diminishes for smaller values of ω . The remaining cases, OCDM and Λ CDM, are displayed for the entire observed range of the matter density parameter ($\Omega_m = 0.2 - 0.4$). Note that for $\Omega_m \geq 0.37$, the lower limit inferred from the age of 59W069 is $z_f \rightarrow \infty$. This result is consistent with recent studies based on the age-redshift relation (Alcaniz & Lima 1999), and means that the standard cosmological model with $\Omega_m \geq 0.37$ and $h \geq 0.6$ is (beyond doubt) incompatible with the existence of this galaxy. Our results are also in line with the claims of Kashlinsky and Jimenez (1997) that the galaxy 53W091 represents a very rare and unlikely event in the density field of such models. In principle, they also imply that quintessence models constitutes a potential alternative to conciliate the observed excess of power observed in galaxy surveys without

requiring too late galaxy formation (as it happens in Λ CDM models). It should be stressed that the present constraints on z_f are indeed rather conservative since the lower limit on H_o has been considered in all the estimates. Furthermore, the inferred ages for these galaxies refers to the end of the star formation episode that dominates the spectrum and not to the first epoch of star formation in the galaxy what, therefore, provides only a lower limit to the age of the galaxy. Finally, these high limits on z_f provide a new theoretical evidence that galaxies are not uncommum objects at very large redshifts, say, at $z > 5$, and also reinforce the interest on the observational search for galaxies and other collapsed objects within the redshift interval ($5 \leq z \leq 10$), which nowadays delimits the last frontier to a more complete understanding on the galaxy formation process.

Acknowledgments

The authors are grateful to Robert Brandenberger, Amâncio Friaça and Sueli Viegas for helpful discussions. This work was partially supported by the Conselho Nacional de Desenvolvimento Científico e Tecnológico (CNPq), Pronex/FINEP (no. 41.96.0908.00) and FAPESP (no. 00/06695-0).

REFERENCES

- Alcaniz J. S. and Lima J. A. S. 1999, ApJ, 521, L87
- Bruzual G. and Magris G, In The Hubble Deep Field, Proc. STScI Symposium, in press.
astro-ph/9707154 (1997)
- Calberg R. G. *et al.* 1996, ApJ, 462, 32
- Caldwell R. R., Dave R. and Steinhardt P. J. 1998, Phys. Rev. Lett. 80, 1582
- Carretta E. *et al.* 2000, ApJ, 533, 215
- Carvalho J. C., Lima J. A. S. and Waga I. 1992, Phys. Rev. D46, 2404
- Chiba T., Sugiyama N. and Nakamura T. 1997, MNRAS, 289, L5
- de Bernardis P. *et al.* 2000, Nature, 404, 955
- Dekel A., Burstein D. and White S., In Critical Dialogues in Cosmology, edited by N. Turok
World Scientific, Singapore (1997)
- Dunlop J. S. *et al.*, 1996, Nature, 381, 581
- Dunlop J. S., in The Most Distant Radio Galaxies, ed. H. J. A. Rottgering, P. Best, & M.
D. Lehnert, Dordrecht: Kluwer, 71 (1999)
- Efstathiou G. 1999, MNRAS, 310, 842
- Freedman W. L., in Proceedings of the 18th Texas Symposium on Relativistic Astrophysics,
edited by A. Olinto, J. Frieman, and D. Schramm, World Scientific, (1998)
- Freedman W. L. 2000, Phys. Rep., 333, 13
- Freese K., Adams F. C., Frieman J. A. and Mottola E. 1987, Nucl. Phys. B287, 797

- Frieman J. A. , Hill C. T., Stebbins A. and Waga I. 1995, Phys. Rev. Lett. 75, 2077
- Garnavich P. M. *et al.* 1998, ApJ, 509, 74
- Giovanelli R. *et al.* 1997, ApJ, 477, L1
- Jimenez R., Friça A. C. S., Dunlop J. S., Terlevich R. J., Peacock J. A., Nolan L. A. 1999, MNRAS, 305, L16
- Kashlinsky A. and Jimenez R. 1997, ApJ, 474, L81
- Krauss L. M. and Turner M. S. 1995, Gen. Rel. Grav. 27, 1137
- Krauss L. M. 1997, ApJ, 480, 486
- Krauss L. M. 2000, Phys. Rep. 333, 33
- Lima J. A. S. and Alcaniz J. S. 2000a, MNRAS, 317, 893
- Lima J. A. S. and Alcaniz J. S. 2000b, A&A, 357, 393
- Nolan L. A., Dunlop J. S. and Jimenez R., 2001, MNRAS, in press. (astro-ph/0004325)
- Ozer M. and Taha O. 1987, Nucl. Phys., B287, 776
- Peebles P. J. E. 1984, ApJ 284, 439
- Peebles P.J. E, In *Epoch of Galaxy Formation*, eds. Frenk, C. S., Ellis, R. S., Shanks, T., Heavens, A. & Peacock, J., 1-11 Kluwer (1989)
- Perlmutter S., Aldering G., Goldhaber G., *et al.* 1999, ApJ, 517, 565
- Perlmutter S., Turner M. S. and White M. 1999, Phys. Rev. Lett., 83, 670
- Ratra B. and Peebles P. J. E. 1988, Phys. Rev. D37, 3406

Riess A. *et al.* 1998, *AJ*, 116, 1009

Saini T. D., Raychaudhury S., Sahni V. and Starobinsky A. A. 2000, *Phys. Rev. Lett.* 85, 1162

Spinrard H., Dey A., Stern D., Dunlop J. S., Peacock J. A., Jimenez R., and Windhorst R. 1997, *ApJ*, 484, 581

Stockton A., Kellogg M. and Ridgway S. E. 1995, *ApJ*, 443, L69

Turner M. S., Steigman G. and Krauss L. M. 1984, *Phys. Rev. Lett.* 52, 2090

Turner M. S. and White M. 1997, *Phys. Rev.* D56, R4439

Turner M. S., *Phys.* 2000, *Rep.*, 333, 619

Wang L., Caldwell R. R., Ostriker J. P. and Steinhardt P. J. 2000, *ApJ* 530, 17

Yi S. *et al.* 2000, *ApJ* 533, 670

Table 1: Limits to z_f : Quintessence models

| Galaxy | ω | z_f |
|--------------|----------|-------------|
| 3C 65:..... | -1/3 | ≥ 6.6 |
| | -0.6 | ≥ 4.5 |
| | -0.8 | ≥ 3.7 |
| 53W091:..... | -1/3 | ≥ 11.2 |
| | -0.6 | ≥ 6.4 |
| | -0.8 | ≥ 5.5 |
| 53W069:..... | -1/3 | ≥ 20.3 |
| | -0.6 | ≥ 7.7 |
| | -0.8 | ≥ 6.3 |

Table 2: Limits to z_f : OCDM and Λ CDM models

| Galaxy | Ω_m | $\frac{\text{OCDM}}{z_f}$ | $\frac{\Lambda\text{CDM}}{z_f}$ |
|--------------|------------|---------------------------|---------------------------------|
| 3C 65:..... | 0.2 | ≥ 5.0 | ≥ 3.0 |
| | 0.3 | ≥ 6.3 | ≥ 3.6 |
| | 0.4 | ≥ 8.6 | ≥ 4.8 |
| 53W091:..... | 0.2 | ≥ 7.4 | ≥ 3.8 |
| | 0.3 | ≥ 10.5 | ≥ 5.2 |
| | 0.4 | ≥ 20.7 | ≥ 7.4 |
| 53W069:..... | 0.2 | ≥ 9.3 | ≥ 3.9 |
| | 0.3 | ≥ 18.0 | ≥ 5.8 |
| | 0.37 | $\rightarrow \infty$ | ≥ 10 |

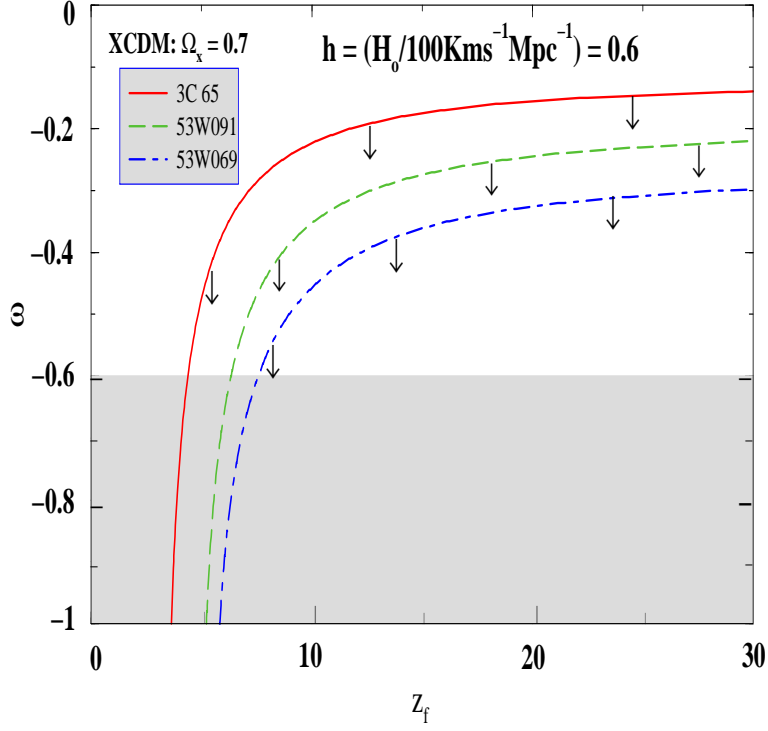


Fig. 1.— The $\omega - z_f$ plane for quintessence models allowed by the existence of OHRG's. The value of Ω_x is indicated in the figure and the shadowed region corresponds to the range of ω as determined from LLS+CMB+SNe Ia analysis (Perlmutter *et al.* 1999; Efstathiou 1999; Garnavich *et al.* 1998). As explained in the text, for each high redshift object, the arrows delimit the available parameter space. The curves are defined by the underestimated values of t_g and the indicated lower limit of H_o . For the best fit model ($\Omega_x = 0.7$, $\omega < -0.6$), the corresponding lower limit is $z_f \geq 7.7$ (see also Table 1).

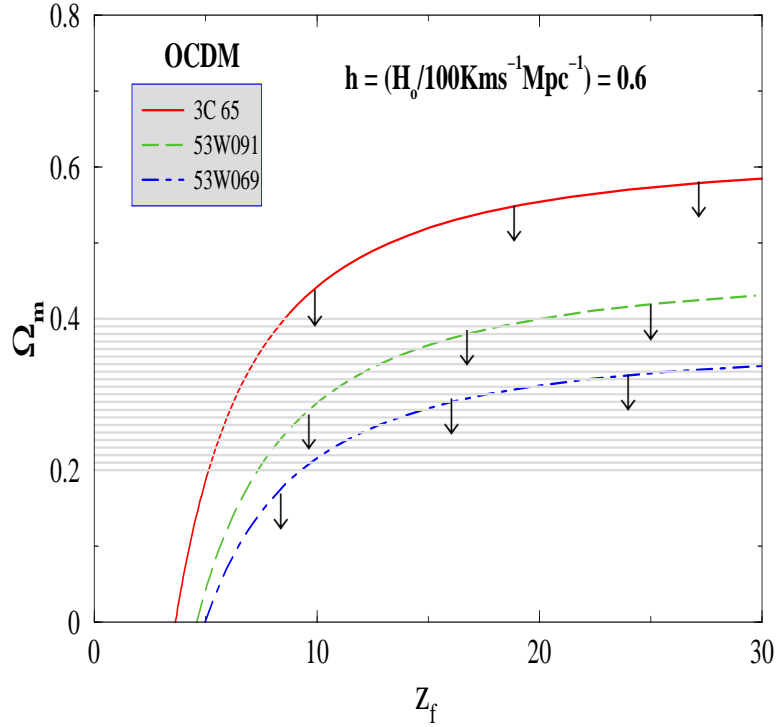


Fig. 2.— The $\Omega_m - z_f$ plane allowed by the existence of OHRG's in the framework of open cold dark matter models (OCDM). The shadowed horizontal region corresponds to the observed range of Ω_m . The arrows delimit the available parameter space. The curves are also defined by the underestimated values of t_g and the indicated lower limit of H_o . For a given value of Ω_m , we see that the most restrictive limit is provided by the radio galaxy 53W069.

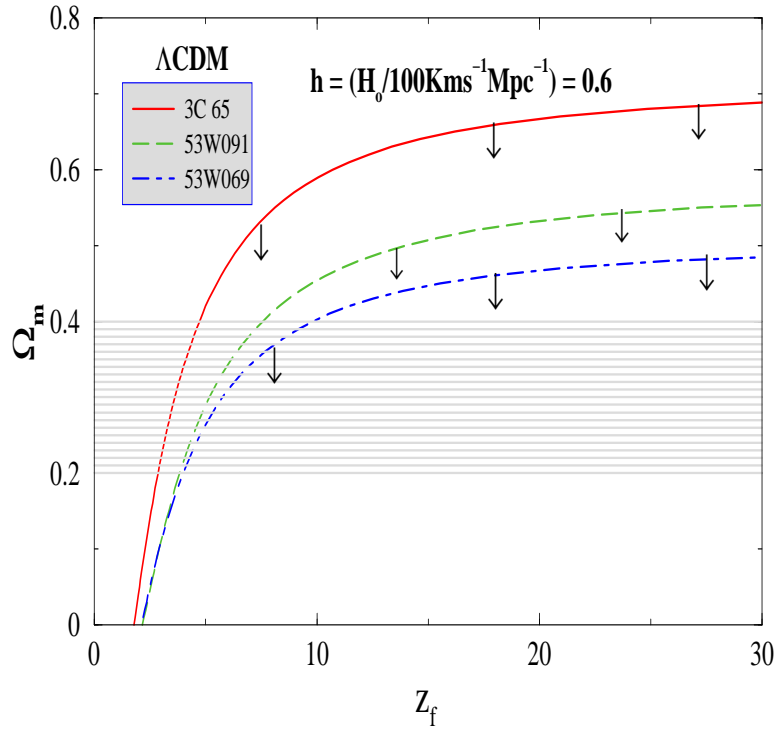


Fig. 3.— The same plot as in Fig. 2 for Λ CDM models. Again, the contours are obtained by considering the minimal value of t_g , and the shadowed horizontal region corresponds to the observed range of Ω_m . In comparison to the corresponding OCDM model, we see that all curves have been shifted for smaller redshifts (see also Table 2).