

# Particle Spectra Of Ultra-Relativistic Shock Waves<sup>1</sup>

*Athina Meli and John Quenby*

Astrophysics Group, Blackett Laboratory Imperial College of Science, Technology  
and Medicine, London, UK

## Abstract

Numerical Monte Carlo simulations of the diffusive shock acceleration in the test particle limit are investigated. We simulate high relativistic flow astrophysical plasmas for upstream  $\gamma \sim 5$  and up to  $\gamma \sim 1000$ . These gamma values are relevant to the diffusive shock acceleration models of Active Galactic Nuclei (AGN) and Gamma Ray Bursts (GRBs). The spectral shape for the above high relativistic processes will be calculated. This work presents distinctive spectral shapes with plateau-like characteristics due to the relativistic effects and the spectral indexes are found to be as flat as the flow becomes relativistic; the latter is in a very good agreement with previous theoretical and numerical works concerning relativistic plasma flows.

## Introduction

It is known that multiwavelength observations from both Gamma Ray Bursts (GRB) (Meszaros & Rees, 1993) and a certain number of Active Galactic Nuclei (AGN), indicate as well as invoke, the presence of relativistic and ultrarelativistic shock waves. In these shocks the mechanism of diffusive shock acceleration at collisionless plasma shocks takes place (Peacock 1981) and explains the appearance of the non-thermal particle populations from these sources. Specifically, authors such as Vietri (1995) and Waxman (1995) have pointed out that these extremely energetic events with hyper-relativistic flows ( $\Gamma \sim 100 - 1000$ ) in GRBs, could efficiently accelerate protons which could be the source of the Ultra High Energy Cosmic Rays (UHECR). It is an important fact that the analytical models of Vietri and results on UHECR, depend critically on past (Lieu & Quenby, 1989) pioneering large angle scattering numerical and analytical simulations of particle diffusion shock acceleration for  $\Gamma$  flows  $\sim 3$  where they reported a spectral flattening when the flow becomes relativistic (Kirk & Schneider, 1987 first noticed a spectral flattening). For  $U_1=0.96c$ ,

---

<sup>1</sup>Some of these results were presented in the 17<sup>th</sup> European Cosmic Ray Symposium, July 2000, Lodz Poland

$U_2=0.32c$  (that is compression ratio = 3) they find the spectral index to be flattened to around 1.2 in excellent agreement with theoretical and numerical work of Kirk and Schneider (1987a,b). The numerical results obtained by our current Monte Carlo simulations in the regime of diffusive shock acceleration for  $\Gamma \sim 5 - 10^3$ , are consistent again with the most plausible predictions regarding the flatteness of the spectrum. The first order Fermi acceleration theory for parallel non-relativistic flows, yields a spectral index  $\sim 2$  for the differential spectrum  $dn/dE \propto E^{-\alpha}$ , where  $\alpha = r + 2/r + 1$  and  $r = u_1/u_2$ . In the relativistic and ultra-relativistic limits for diffusive acceleration many studies investigated the issue of the spectrum index's behaviour in relation to flow velocities and magnetic field irregularities present in the relativistic plasma flow and do find a considerable spectral flattening as the plasma flow becomes relativistic; *but* the spectral shape at the source is not yet clearly understood. The aim of this work is to address the problem of the spectral shape at source for both large angle scattering and pitch angle diffusion models in order to investigate the variations between the two. Monte Carlo numerical simulations have been used in the test-particle diffusive limit employing highly relativistic flows. We compare our results with similar studies for  $\gamma \sim 5$  (Baring, 1999) and find a good agreement concerning the spectral index and the spectral shape, for both large angle scattering and pitch angle diffusion mechanisms.

### *Monte Carlo Method*

In our Monte Carlo code, the particle *splitting* mechanism is used in order to improve the statistics of the number of the remaining particles in the acceleration process. The injection of energetic seed particles ( $\sim 10^7$ ), with weight equal to 1.0, is far upstream. Particles are allowed to scatter randomly in the respective fluid frames towards the shock. A guiding centre approximation is used and the particle propagation is followed in a 1D geometry. Each particle trajectory is been followed across the shock according to known 'jump conditions' and made to leave the system from the moment that it escapes far downstream at the spatial boundary or if it reaches a well defined maximum energy. When a number of particles escapes through the above mentioned boundaries, we replace them with new ones -in order to have again the same initial number of particles- but in such a way that as their weight is decreased, the number of particles remains almost constant throughout the simulation. Lorentz transformations are used between frames on shock passage. The results then are recorded just downstream, in the shock frame. For these simulations, we assume the

shocks to be "parallel", either because that is the field configuration, or turbulence removes "reflection" at the interface. We keep a compression ratio of 4 and consider both isotropic and pitch angle diffusion in the respective plasma rest frames. The probability that a particle will move a distance  $z$  along the field lines at pitch angle  $\theta$  before a scattering is given by the following expression:

$$Prob(z) \sim \exp(-z/\lambda|\cos\theta|) \quad (1)$$

The new pitch angle  $\theta'$ , for pitch angle diffusion, is calculated by the simple trigonometric formula:

$$\cos\theta' = \cos\theta\sqrt{1 - \sin^2\delta\theta} + \sin\delta\theta\sqrt{1 - \cos^2\theta}\cos\phi \quad (2)$$

where  $\phi(0,2\pi)$  is the azimuth angle with respect to the original momentum direction. We note here that in the pitch angle diffusion case we keep the scattering within the  $1/\gamma_{up}$ , where  $\gamma_{up}$  is the upstream gamma flow measured in the shock frame, in order to directly compare our results with theoretical investigations and predictions.

## ***Results***

The primary purpose of this work is to investigate the *raw* spectral shape and consequently the behaviour of particles being accelerated in ultra-relativistic shocks. These simulations are expected to be relevant within the context of a highly relativistic shock propagation which could be found in GRBs. All results have been recorded in the downstream side, in the shock frame. In the figures shown, there are results for isotropic scattering and pitch angle diffusion for a various number of upstream  $\gamma$ . In figures 1, 2, 3 and 4 we can observe the very characteristic spectral shapes for large angle scattering and pitch angle diffusion. A distinctive feature is, the plateau-like structure for both large angle scattering and pitch angle diffusion mechanisms, at the left side and right side plots respectively, for Lorentz  $\gamma=5-990$ . It can be seen how the relativistic effects at each discrete acceleration cycle is evident, for both mechanisms.

The striking effect though is that the spectra do develop a smoother power-law shape *in parts* which scales with the energy gain of the particles through the acceleration process. By observing closely the spectral shapes for large angle scattering and pitch angle diffusion it is seen that in the case of pitch angle diffusion the plateau-like parts of the spectrum -which correspond to the particle's shock cycling- is steeper than the plateau structures of the large angle scattering mechanism. This implies

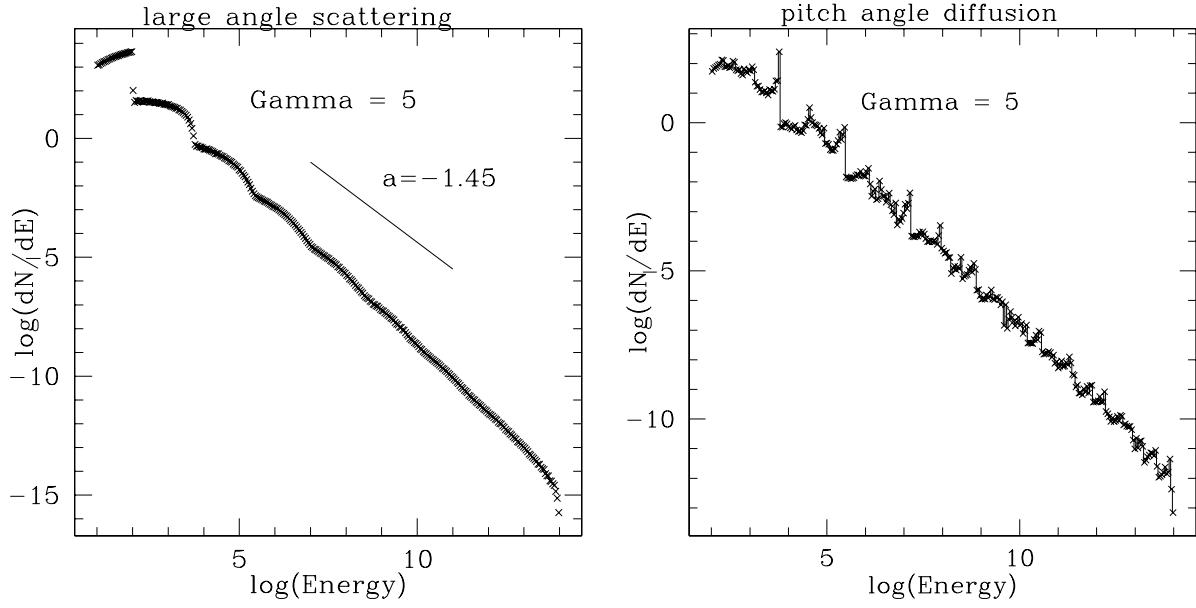


Figure 1: Left plot–The *smooth* spectral shape (for  $\gamma=5$ , large angle scattering) were the plateau structures slightly appear near the top side of the spectrum. The plateau like structure (due to consecutive cycling), and the spectral index is in consistency with similar computational work presented by Baring (1999). Right plot–The spectral shape for the same gamma but for pitch angle diffusion. The same plateau-like spectrum structure hardly appears.

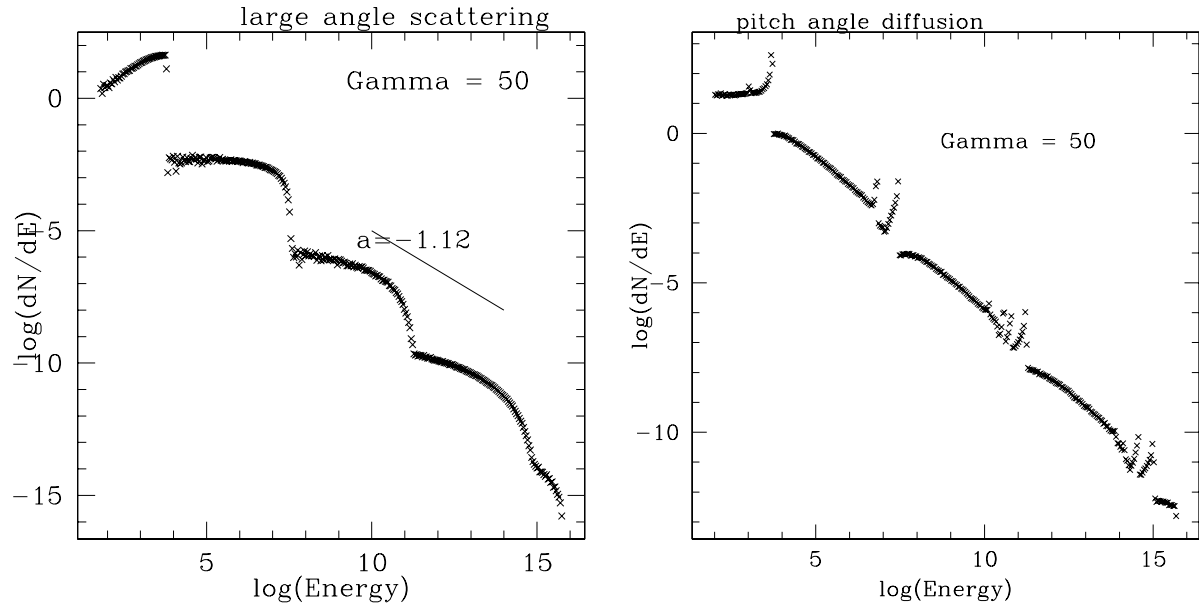


Figure 2: Left plot–The spectral shape, for an upstream  $\gamma=50$ , for large angle scattering. The plateau like structure appears due to consecutive cycling of acceleration. Right plot- The equivalent spectral shape, for an upstream  $\gamma=50$ , for pitch angle diffusion. Dramatically enough, the effects of each discrete acceleration cycle are even more evident with a plateau-structure steepening to be compared with large angle scattering.

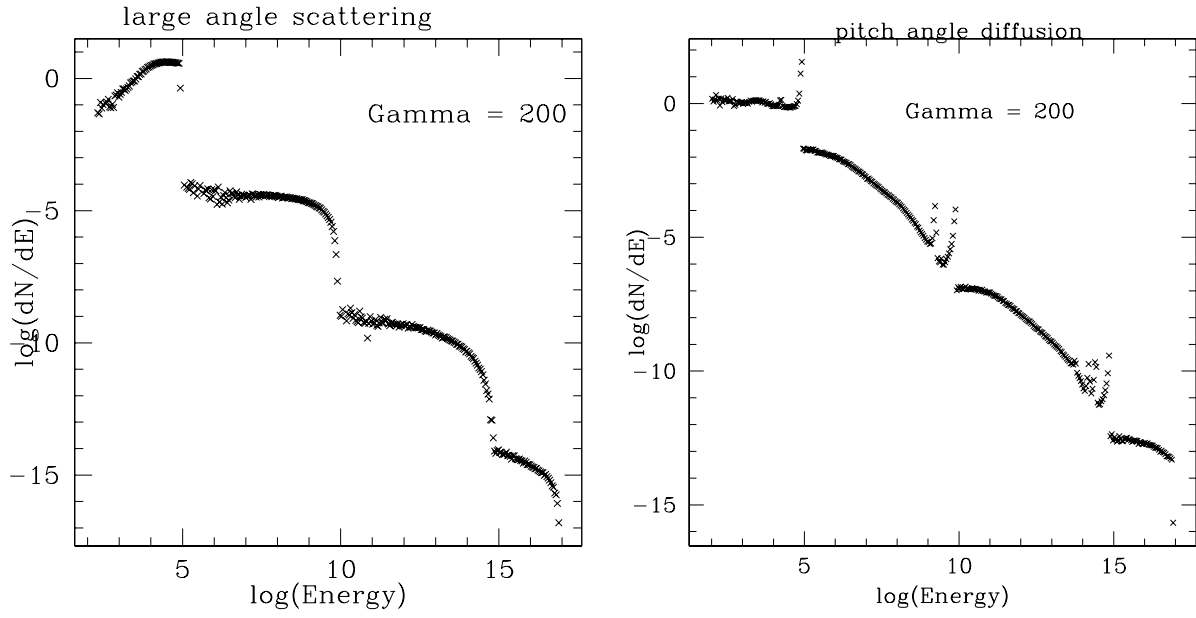


Figure 3: Left plot–The spectral shape, for an upstream  $\gamma=200$ , for large angle scattering. The plateau like structure appears due to consecutive cycling of acceleration. Right plot–The equivalent spectral shape, for an upstream  $\gamma=200$ , for pitch angle diffusion. Here also, the effects of each discrete acceleration cycle are even more evident.

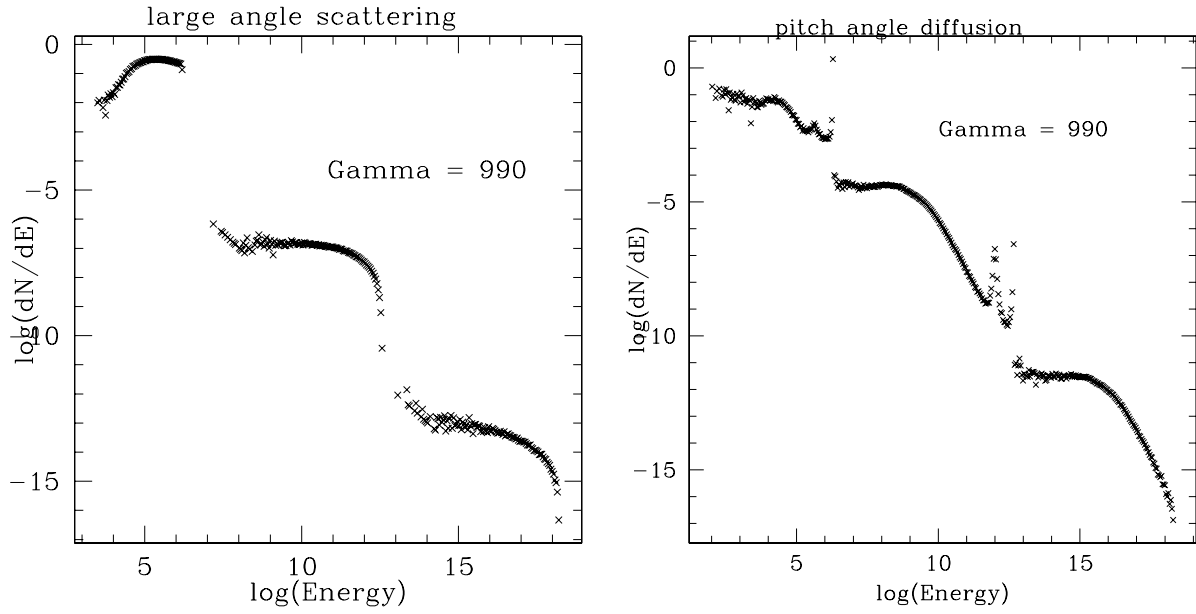


Figure 4: Left plot–The spectral shape, for an upstream  $\gamma=990$ , for large angle scattering. Again, the plateau like structure appears due to consecutive cycling of acceleration. Right plot– The equivalent spectral shape for an upstream  $\gamma=990$ , for pitch angle diffusion. Observe how the plateau parts of spectrum steepen in comparison with the flat spectrum plateau parts in large angle scattering case.

that in pitch angle diffusion case, there is an indication showing that the probability of convection downstream of the shock drops much more with increasing energy than in the case of large angle scattering diffusion. This is a fact that has been shown theoretically in the relativistic regime, where for parallel shocks the large angle scattering gives flatter spectra than the pitch angle diffusion. So, one could infer that at relativistic flow velocities is difficult to assume or take for granted that the spectral shape of the accelerated particles follows a *smooth* power-law shape although there is a characteristic monotonic increase in energy which is of course a signature of the 1st order Fermi acceleration. We can also understand the steepening behaviour partly because our calculations show that about 90% of all particles in the simulation box are lost downstream each cycle. We would like to note here that for the  $\gamma = 5$  for large angle scattering our spectral index has almost the same value (1.48) found in a similar work presented by Baring (1999) for  $\gamma \sim 5$ . There is under way a computational approach and a more detailed study on parallel relativistic shocks and on highly relativistic oblique shocks which could be presented in a following paper.

### *Conclusions*

A Monte Carlo numerical investigation has been reported in the test particle limit of parallel diffusive shock acceleration. Very high gamma flow astrophysical plasmas have been used, from  $\gamma_{up} \sim 5$  up to  $\gamma_{up} \sim 1000$  which are relevant to AGNs but mostly to highly relativistic astrophysical supersonic plasma flows in GRBs. Very distinctive spectral shapes (plateau-like structures) have been demonstrated for both large angle scattering and pitch angle diffusion and the spectral indexes have been found to be in a good agreement with theoretical predictions, exhibiting a spectral flattening in the relativistic regime. These results reveal categorically a problem of the spectral shape of particles accelerated at ultra-relativistic shocks and provide fresh evidence regarding the behaviour of particles regarding the energy gain at every consecutive shock cycle concerning the large angle scattering and pitch angle diffusion mechanisms. This crucial issue, needs further investigation as many other parameters need to be included within the simulation codes in order for the models to be as realistic as possible.



## *References*

- Baring, M.G, 1999, (ICRC Salt Lake City, Proceedings)  
Kirk,J.G., & Schneider, P., 1987a, ApJ 315, 425  
Kirk, J.G, & Schneider, P., 1987, AJ 322, 256-265  
Kirk,J.G., & Webb, G.M., 1988, ApJ 331, 336  
Lieu, R., & Quenby, J.J., 1990, ApJ 350, 692  
Meszaros,P., & Rees, M.J., 1993, ApJ 405, 278  
Peacock, J.A, 1981, *MNRAS* 196, 135-152  
Quenby, J.J., & Lieu, R.,1989, Nature 342, 654