

SYNCHRONIZED FORMATION OF SUB-GALACTIC SYSTEMS AT COSMOLOGICAL REIONIZATION: ORIGIN OF OLD HALO GLOBULAR CLUSTERS

RENYUE CEN¹

Draft version December 2, 2024

ABSTRACT

Gas rich sub-galactic halos with mass $M_t \leq 10^8 M_\odot$, while incapable of forming stars due to lack of adequate coolants, do exist in abundance at cosmological reionization. The reionization of the universe has an interesting physical effect on these halos. The external radiation field causes a synchronous inward propagation of an ionization front towards each halo, resulting in an inward, convergent shock. We show that the resident gas of mass $M_b \sim 10^4 - 10^{7.5} M_\odot$ in low spin (initial dimensionless spin parameter $\lambda \leq 0.01$) halos with a velocity dispersion $\sigma_v \leq 20$ km/s would be compressed by a factor of ~ 100 in radius and form self-gravitating baryonic systems. Such gaseous systems fragment to form stars, blow away remaining gas and become stellar systems of size $\sim 1 - 20$ pc, velocity dispersion $\sim 1 - 20$ km/s and a total stellar mass of $M_* \sim 10^3 - 10^{6.5} M_\odot$.

Their characteristics seem to match the observed properties of old halo globular clusters. The expected abundance of halo globular clusters is consistent with what is observed. The observed mass function of slope ~ -2 at the high mass end is predicted by the model. Strong correlation between velocity dispersion and luminosity (or surface brightness) and lack of correlation between velocity dispersion and size, in agreement with observations, are expected. They should display similar properties, regardless of the host galaxy type, age, size or luminosity. Metallicity is, on average, expected to be low and should not correlate with any other quantities, except that a larger dispersion of metallicity among globular clusters is expected for larger galaxies. The observed trend of specific frequency with galaxy type may be produced in the model. We suggest that these stellar systems are seen as old halo globular clusters today.

Subject headings: cosmology: theory - dark matter - galaxies: formation - galaxies: kinematics and dynamics - globular clusters: general

1. INTRODUCTION

Zinn (1985) pointed out insightfully that there appears to exist two separate populations of globular clusters in the Galaxy: one which is spherically distributed, has low metallicity with no radial metallicity gradient and low rotation, the other which is more concentrated towards the Galactic center and has high metallicity, a gradient in metallicity and high rotation. Such a dichotomy seems to be shared by other galaxies (e.g., Ashman & Bird 1993; Forbes, Grillmair, & Smith 1997; Forbes, Brodie, & Huchra 1997; Kundu 1999; Gebhardt & Kissler-Patig 1999; Barmby et al. 2000; Beasley et al. 2000). The first population, the old halo globular clusters in both the Galaxy and external galaxies, display an additional array of interesting properties (Harris 1991). First, they are old with age ≥ 10 Gyr. Second, their characteristics are uniform across all galaxy types and sizes. Third, their mass function resembles a power-law ($\propto M^{-1.7 \text{ to } -2.0}$) at the high mass end.

It has been a long standing challenge to explain such features. Several important theoretical models including the pre-galactic Jeans mass based model (Peebles & Dicke 1968) and the secondary thermal instability based model (Fall & Rees 1985) have been put forth but may not be without some apparent difficulties (Harris & Pudritz 1994; Meylan & Heggie 1997). A fully consistent model for the origin of the old halo globular clusters remains unavailable. In this *Letter*, we suggest that the reionization

of the universe could trigger a simultaneous formation of sub-galactic systems at that epoch, whose characteristics match remarkably well those of the observed old halo globular clusters. The following cosmological model is used throughout: $\Omega_{CDM} = 0.26$, $\Omega_b = 0.04$, $\Omega_t = \Omega_{CDM} + \Omega_b = 0.3$, $\Lambda = 0.7$, $H_0 = 65$ km/sec/Mpc and $\sigma_8 = 1.0$; the global gas to total mass ratio $R \equiv \Omega_b/\Omega_t = 0.13$.

2. FORMATION OF GLOBULAR CLUSTERS AT COSMOLOGICAL REIONIZATION

In the standard picture of structure formation, the universe is thought to be reionized mostly by photons from quasars or stellar systems more massive than $10^9 M_\odot$ (Haiman, Rees & Loeb 1997; Gnedin & Ostriker 1997). Less massive systems, after having produced a trace amount of stars (Pop III) at an earlier epoch, can no longer form stars due to lack of cooling processes (Haiman, Thoul, & Loeb 1996; Haiman, Rees & Loeb 1997; Tegmark et al. 1997). During the cosmological reionization phase small halos with neutral gas sitting idly within (i.e., without internal radiating sources) suddenly see a sea of radiation approaching. We will show that this radiation field has a dramatic dynamic effect on them. While an exact treatment of this process is quite intricate and would require detailed three-dimensional radiation-hydrodynamical simulations, we present a simple analysis that we believe captures the essence of the process. To make the calculations relatively tractable, we assume, without loss of primary characteristic features, that the halos are initially spheri-

¹Princeton University Observatory, Princeton University, Princeton, NJ 08544; cen@astro.princeton.edu

cal with the following density profile:

$$\begin{aligned}\rho(r) &= \rho_v \left(\frac{r}{r_v}\right)^{-2} & \text{for } r < r_v \\ &= \rho_v \left(\frac{r}{r_v}\right)^{-3} & \text{for } r > r_v,\end{aligned}\quad (1)$$

where $\rho_v \equiv 200\rho_c(z)$ is the density at the virial radius r_v and $\rho_c(z) = \rho_c(0)\Omega_t(1+z)^3$ is the critical density at redshift z [$\rho_c(0)$ is the critical density today]. The virial mass of the halo (i.e., the total mass interior to r_v) is

$$M_v = 4\pi\rho_v r_v^3 \quad (2)$$

and the one-dimensional velocity dispersion within the virialized region ($r < r_v$) is

$$\sigma_v = \sqrt{2\pi G\rho_v r_v^2}, \quad (3)$$

where G is the gravitational constant. We assume that the ratio of gas to total mass in the halos under consideration is equal to the global baryon to total mass ratio R . The total mass within the radial range r_v to $r > r_v$ (outside the virial radius) is

$$M(r_v \rightarrow r) = M_v \ln \frac{r}{r_v}. \quad (4)$$

The clumpy universe is reionized outside in: low density regions are ionized first and higher density regions (except those in the most massive, ionizing sources) become ionized at progressively later times (Gnedin & Ostriker 1997; Miralda-Escudé, Haehnelt, & Rees 2000). The reionization phase progresses on a time scale of a Hubble time at the redshift in question; the mean (volume weighted) radiation field builds up slowly up to a value of approximately 10^{-24} erg/cm²/hz/sec/sr at Lyman limit. An accelerated phase follows, when about 90% of the baryons have been ionized and a sudden jump in the amplitude of the mean radiation field intensity at Lyman limit to $10^{-22} - 10^{-21}$ erg/cm²/hz/sec/sr occurs within a redshift interval of order unity. Shortly after, the mean free path of ionizing photons rapidly approach the horizon size and the reionization process completes (Gnedin & Ostriker 1997; Miralda-Escudé et al. 2000). As Figure 3 (below) will show that the gas mass contained in the halos of interest here (including gas surrounding the halos that will be compressed) is of order 50%, so we are concerned with the phase when a large fraction of the gas is not yet ionized and the radiation field is still slowly increasing (see Figure 3 of Gnedin & Ostriker 1997). Ignoring recombination, which is valid for low density regions, the external ionization radiation front propagates towards a halo at a speed

$$v_I = \frac{m_p}{f_H R} J_\nu \rho_v^{-1} \left(\frac{r}{r_v}\right)^3 \quad (5)$$

at $r > r_v$, where $J_\nu \equiv \int_{\nu_0}^{\infty} 4\pi j_\nu d\nu/h\nu$ is the number of ionizing photons per cm² sec and j_ν is the intensity of the meta-galactic radiation field; where $f_H = 0.76$ is the hydrogen mass fraction of baryons; m_p is the proton mass. Denoting $j_\nu = j_{LL,21} 10^{-21} (\nu/\nu_0)^{-\beta}$ erg/cm²/hz/sec/sr gives $J_\nu = 1.9 \times 10^6 \beta^{-1} j_{LL,21}$ cm⁻² sec⁻¹. Inserting various numbers into equation (5) (and with $\beta = 2$) we obtain

$$v_I = 5.0 \left(\frac{r}{r_v}\right)^3 \left(\frac{1+z_{ri}}{9}\right)^{-3} \left(\frac{j_{LL,21}}{10^{-3}}\right) \text{ km/s}. \quad (6)$$

In the limit of a strong shock the initial shock velocity is $v_s = \sqrt{2(\gamma+1)kT_{ri}/m_p} = 21(T_{ri}/10^4 K)^{1/2}$ km/s (where $\gamma = 5/3$) (Landau & Lifshitz 1987). In order for a strong shock to propagate inward efficiently in the case considered here, the initial shock velocity has to exceed the velocity of the ionization front, which decreases with decreasing halo-centric radius. Otherwise, the neutral gas gets ionized and raised to a high pressure before the shock front reaches (see Spitzer 1978 for an introduction on the subject and Bertoldi & McKee 1990 for a detailed treatment in the context of interstellar clouds). We assume simply that this condition sets the initial radius of the inward shock, r_i : at r_i the ionization front and the shock have the same velocity. Since $v_s \geq 20$ km/s, this initial radius is outside the virial radius (note that, for a more realistic density profile where the density slope near the virial radius is about -2.4 instead of -3 assumed here, the initial shock radius would be still larger).

The pressure discontinuity at r_i results in an inward spherical shock. We will make some simplifying assumptions to treat such a shock. We assume that the shock is strong, which is justified since neutral gas has a very low temperature, and the material that is swept up along its way is accumulated in a thin shell obeying the momentum equation

$$\frac{d(M_s v_s)}{dt} = \frac{GM(< r)M_s}{r^2} + 4\pi r^2(p_{ext} - p_{int}), \quad (7)$$

where M_s is the gas mass within the shell; v_s is the velocity of the shell; $M(< r)$ is the total mass interior to radius r ; the first term and the two terms within the parentheses on the right hand side are due to gravity, external and internal pressure, respectively. In addition, we assume that dark matter does not respond to the motion of the gas, which is unlikely to be in serious error for the derivation of η (see below). In any case, our assumption is conservative in the sense that an inclusion of dark matter response to the gas collapse would enhance the collapse of halo gas.

It is instructive and convenient to divide the calculation into two parts: $r_v < r < r_i$ and $0 < r < r_v$. In the range $r_v < r < r_i$ we assume that the gas is initially cold (i.e., p_{int} may be ignored) and $p_{ext} = R\rho_v(r_i/r_v)^{-3}kT_{ri}/m_p$ is constant, where k is the Boltzmann constant and T_{ri} is the temperature of the ionized gas. We integrate the momentum equation (7) numerically in this radial range and obtain the velocity of the shell reaching $r = r_v$ to be v_v , with the initial condition $v_s(r_i) = 21(T_{ri}/10^4 K)^{1/2}$ km/s.

Now consider the second part of the integration at $0 < r < r_v$. If the shell travels supersonically, the downstream pressure is undisturbed. Since initially the gas in the virialized region at $0 < r < r_v$ is in hydrostatic equilibrium, the interior region to the shell will remain in hydrostatic equilibrium. In other words, for a shell traveling supersonically, the gravitational force and interior pressure force just cancel out. For simplicity (but conservatively), we ignore the external pressure and the self-gravity of the shell (which is small until the shell becomes self-gravitating). As a consequence, the shell will just cruise, as long as it remains supersonic, except that it slows down

due to the swept-up gas. Therefore, the momentum condition that the shell can reach the center of the halo can be expressed as

$$\eta \equiv \frac{v_v}{\sigma_v} \left(\frac{\ln r_i/r_v}{1 + \ln r_i/r_v} \right) \geq 1, \quad (8)$$

where the parenthesized term is the ratio of the accumulated shell mass when it reaches r_v to the total shell mass if the shell reaches $r = 0$; σ_v , the velocity dispersion, is used as the isothermal sound speed of the gas at $r < r_v$. Note that if equation (8) is not met and the shell slows down to a subsonic speed at some radius (likely at a large radius since most of the mass is at large radii), the interior gas will adjust its pressure causing the interior gas to be adiabatically compressed, which will quickly build up the internal pressure and cause the shell to slow down and eventually to stop. The self-gravity of the shell provides some confinement to keep the shell thin. When the self-gravity becomes comparable to the original mass of the halo, it starts to significantly accelerate inward in the final phase before it shocks, cools, fragments and virializes, resulting in a final configuration that may have a significantly higher velocity dispersion than the original halo.

Figure 1 shows η (equation 8) as a function of σ_v for $T_{ri} = 1.5 \times 10^4$ Kelvin and $j_{LL,21} = 2 \times 10^{-3}$ at $z_{ri} = 8$ (following Gnedin & Ostriker 1997). The adopted value of radiation ionized gas temperature is conservative [Miralda-Escudé & Rees (1994) note that the post ionization temperature may be as high as 5×10^4 Kelvin]. We see that halos with velocity dispersion $\sigma_v \leq 18$ km/sec could collapse momentum-wise. The dashed curve is the total collapsed baryonic mass M_{gas} (see the right vertical axis) and the dot-dashed curve is $M_{GC} = 0.1M_{gas}$, where 0.1 is a putative value for star formation efficiency (see below for further discussion). We see that compact, baryonic systems with mass $M_{gas} \leq 10^{6.5} M_\odot$ may form.

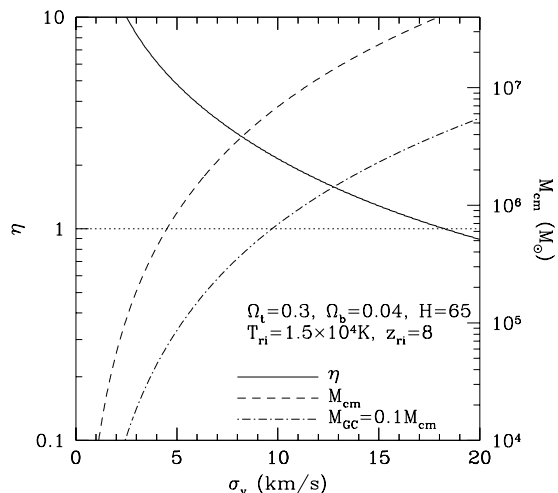


FIG. 1.— shows η (equation 8; solid curve) as a function of halo velocity dispersion σ_v , with a temperature of the radiation ionized gas of $T_{ri} = 1.5 \times 10^4$ Kelvin and $j_{LL,21} = 2 \times 10^{-3}$ at $z_{ri} = 8$. The long dashed curve is the total collapsed baryonic mass M_{gas} (see the right vertical axis) and the dot-dashed curve is $M_{GC} = 0.1M_{gas}$, where 0.1 is an adopted star formation efficiency.

Let us ask how much compression is required to produce globular cluster like systems. Figure 2 shows the initial virial radius (solid curve) and the radius of the compressed gas cloud whose velocity dispersion is $\sigma_{cm} = \sigma_v/0.1$ (short dashed curve) as a function of halo velocity dispersion at $z_{ri} = 8$. We see that the gas clouds need to be compressed by a factor of ~ 100 . Note that with such a large compression the dark matter would become a small fraction (of order 1% for a more realistic halo density profile) of the final total mass. A compressed gas cloud will be flattened (due to angular momentum) and shocked, cool, fragment and form stars. The first generation of stars formed will likely blow away most of the remaining gas almost immediately by supernova explosions (Dekel & Silk 1986; Mac Low & Ferrara 1999). We know very little about high redshift star formation, and simply assume that the star formation efficiency is 10%. Note that the mean baryonic number density in the compressed cloud is of order 100 cm^{-3} , comparable to that of a molecular cloud, with the actual final density in a flattened disk probably even higher, matching that of molecular cloud cores (Friberg & Hjalmarson 1990; Goldsmith 1987). After the remaining gas is lost as a wind, the cloud will expand by approximately a factor of $\sim 1/0.1$ and result in a final stellar system with a velocity dispersion of $\sigma_{GC} = 0.1 \times \sigma_{cm} = \sigma_v$ and a size shown as the long dashed curve in Figure 2. We see that the typical size of such a stellar system is between 1 – 20 pc. Both the assumption that the final stellar system has the same velocity dispersion as the initial host halo and the fudge factor $1/0.1$ in setting σ_{cm} are rather uncertain, although these two parameters are degenerate and can be condensed into a single parameter. But small variations would not change the results qualitatively. Nevertheless, detailed simulations will be necessary to definitively quantify them.

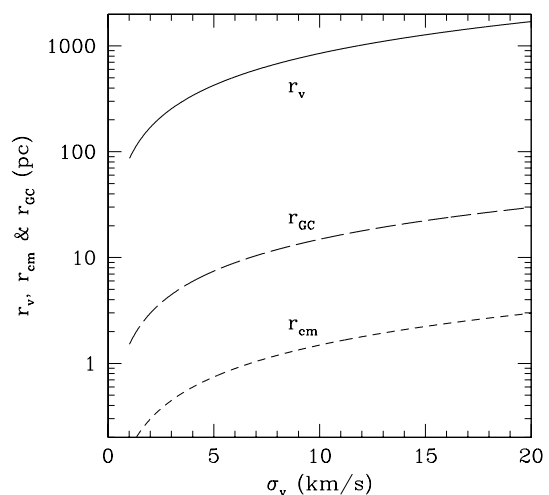


FIG. 2.— shows the initial virial radius (solid curve), the radius of the compressed gas cloud (short dashed curve) and the final radius of stellar system (globular cluster) (long dashed curve), as a function of velocity dispersion at $z_{ri} = 8$.

It is yet unclear whether the required gas compression indicated in Figure 2 is achievable in real halos, even if the condition $\eta > 1$ (equation 8) is met. The critical issue

here is that a finite angular momentum of the halo gas before compression (Peebles 1969; White 1984) could set a maximum compression factor. Let us denote the initial spin parameter of the halo (both gas and dark matter) as $\lambda_i \equiv J_i |E_i|^{1/2} G^{-1} M_i^{-5/2}$, then the final spin parameter of the gas cloud is (assuming no loss of angular momentum) $\lambda_f \approx \lambda_i R^{-1} \sigma_{cm} / \sigma_v \approx 75 \lambda_i$ (for the short dashed curve in Figure 2). Therefore, a typical halo with $\lambda_i \sim 0.05$ (Barnes & Efstathiou 1987; Ueda et al. 1994; Steinmetz & Bartelmann 1995; Cole & Lacey 1996) would give $\lambda_f \sim 3.75$. Clearly, only halos with spin parameter values significant lower than the typical value can be adequately compressed to form the globular cluster like systems. Are there enough number of such low spin halos at $z \sim 8$?

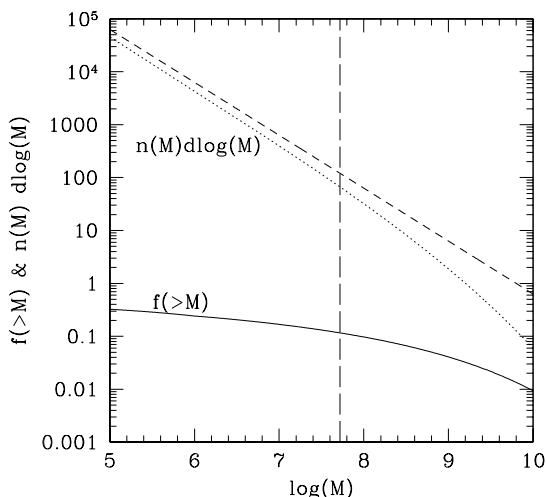


FIG. 3.— shows the mass function of halos at $z = 8$ (solid curve) using the Press-Schechter (1976) formula with the following cosmological model parameters: $\Omega_{CDM} = 0.26$, $\Omega_b = 0.04$, $\Lambda = 0.7$, $H_0 = 65 \text{ km/sec/Mpc}$ and $\sigma_8 = 1.0$. The vertical line indicates the halo mass with $\eta = 1$ as shown in Figure 1. The dotted curve is the cumulative mass fraction in halos, $f(> M)$, and the dashed curve indicates the slope of a power-law mass function, $n(M)dM \propto M^{-2}dM$.

Figure 3 shows the cumulative fraction of total mass in halos at $z = 8$ (solid curve) using the Press-Schechter (1976) formula. The region left of the vertical (long dashed) line has $\eta \geq 1$ (equation 8). We see that the (total) mass fraction of halos that meet the condition indicated by equation (8) is approximately 20%. As numerical simulations have shown that the angular momentum parameter distribution is quite broad with the 80% range being $\sim 0.01 - 0.10$ (Ueda et al. 1994; Steinmetz & Bartelmann 1995; Cole & Lacey 1996); there are 10% of halos having $\lambda_i \leq 0.01$, which would give $\lambda_f \leq 0.75$ in this model [when being compressed by a factor of ~ 100 to r_{cm} (short dashed curve) in Figure 2]. If 10% of the halos form globular clusters, the resultant density parameter is $\Omega_{GC,comp} \approx 0.1 \times 1.6 \times \Omega_b \times 20\% \times 10\% \approx 1.3 \times 10^{-4}$ (where the five terms from left to right are the star formation efficiency, the ratio of the total swept-up gas mass over the gas mass within the virial radius, the baryon density, the mass fraction of halos in question and the fraction of low spin halos that collapse). The observed ratio of globu-

lar cluster mass over total Galactic baryonic mass today is approximately 0.25% (Harris & Racine 1979), giving $\Omega_{GC,obs} = 0.0025 \Omega_* = 1.5 \times 10^{-5}$, where $\Omega_* = 0.006$ is the stellar mass density (e.g., Gnedin & Ostriker 1992). Evidently, there are enough low spin halos in the indicated mass range that could account for the observed halo globular clusters. The issue of exactly what the threshold of the spin parameter is in order to form a globular cluster system can only be settled by detailed simulations. But likely, what happens is that at some radius the inward shock will no longer remain spherical due to angular momentum induced flattening. Subsequent collapse may occur in a pancaking fashion with no significant further compression in the pancake plane. It may be that the initial Ω_{GC} is significantly larger than the presently observed value, because a large fraction (perhaps relatively faster spinning) of the initial globular clusters have largely evaporated or disrupted in time and now are a part of the halo stellar population.

3. DISCUSSION

The dotted curve in Figure 3 is the computed mass fraction of halos, $n(M)$ (in units of $h^3 Mpc^{-3}$), using the Press-Schechter formula and the dashed curve a power-law mass function, $n(M)dM \propto M^{-2}dM$. A globular cluster mass function of $n(M)dM = M^{-2}dM$ seems to be borne out naturally in this picture, in excellent agreement with observations for globular clusters more massive than $10^5 M_\odot$ (Surdin 1979; Racine 1980; Richtler 1992). The observed shallow slope at lower mass may be due to disruptive effects during subsequent dynamical evolution of globular clusters, which tend to work against low mass systems (Chernoff, Kochanek, & Shapiro 1986; Chernoff & Shapiro 1987; Spitzer 1987; Aguilar, Hut, & Ostriker 1988; Chernoff & Weinberg 1990; Harris 1991; Goodman 1993; Gnedin & Ostriker 1997). We note, however, there may be a cutoff in the velocity dispersion of globular clusters at $\sigma_{GC} \sim 1 \text{ km/s}$, corresponding to $\sigma_{cm} \sim 10 \text{ km/s}$, below which cooling and thus star formation are less efficient.

It is likely that a large fraction of the initial globular clusters may possess a significant amount of angular momentum and their initial shapes may be significantly flattened. While much more work is needed to quantify the dynamical evolution of rotating many-body stellar systems (e.g., Einsel & Spurzem 1999), Akiyama & Sugimoto (1989) show that initially rotating stellar systems tend to become rounder with time. Although it is not possible at present to make useful comparisons with observations, some initial rotation of the globular clusters might be preferred by extant observations (e.g., White & Shawl 1987).

Simulations of Ueda et al. (1994) (also Cole & Lacey 1996) show a correlation between average spin parameter $\bar{\lambda}_i$ and halo mass, $\bar{\lambda}_i \propto M_v^{-0.2 \pm 0.1}$, for massive (galaxy size) systems that they simulate. If we assume that for the halos in question a similar correlation exist, such as $\bar{\lambda}_i \propto M_v^{-1/6}$, and that gas clouds of all halos are compressed to a state of comparable final spin parameter, then the average final cloud radius $\bar{r}_{GC} \propto r_v \bar{\lambda}_i^2 \propto r_v M_v^{-1/3} \propto M_v^0$ (because $r_v \propto M_v^{1/3}$), i.e., the average final radius of the globular clusters is independent of the initial mass of the halo, in agreement with the observed lack of correlation be-

tween the half-light radius and the luminosity (Djorgovski & Meylan 1994). Of course, since there is a range in the initial spin parameter values, there will be a corresponding spread in the sizes of globular clusters, as observed. Since the final velocity dispersion of a globular cluster is $\sigma_{GC} \propto (M_v/\bar{r}_h)^{1/2}$, the independence of \bar{r}_h of M_v dictates $\sigma_{GC} \propto M_v^{1/2} \propto L^{1/2}$, in agreement with the observed correlation $\sigma_{GC} \propto L^{0.6 \pm 0.15}$ (as well as the observed correlation with surface brightness $\sigma_{GC} \propto I_h^{0.45 \pm 0.05}$) (Djorgovski & Meylan 1994). A prediction that may be made is that the logarithmic dispersion in σ_{GC} in the $\sigma_{GC} - L$ correlation should be about half the size of the logarithmic dispersion in the size of globular clusters, which seems to be in agreement with observations (Djorgovski & Meylan 1994).

There appears to exist a tendency for halos with relatively large λ to reside preferentially in low density regions (e.g., Ueda et al. 1994). This effect would conceivably produce the observed correlation of the specific frequency with galaxy type in that early type galaxies have a high number of globular clusters per unit galactic luminosity than late type galaxies (Harris 1991). This arises because early type galaxies originate from initial higher density peaks and would have (on average) lower spins and thus higher specific frequencies. Quite intriguing is that this trend might have some bearing on the formation of spiral and elliptical galaxies and Hubble sequence. But within a similar galaxy type, the number of globular clusters in a galaxy may simply be proportional to the mass or luminosity of the galaxy, as observed (Hanes 1977; Harris & Racine 1979), since the mass of a galaxy basically indicates the size of the initial (comoving) region from which it has collected matter hence proportionally the number of globular clusters. More certain is that the range of properties of globular clusters such as size, luminosity and velocity dispersion should be quite uniform across all galaxies, independent of size, type, age, etc, as observed (Harris 1991). This is due to the fact the formation of globular clusters in the present model has little correlation with later large-scale density fluctuations that form galaxies (except the correlation between spin and overdensity mentioned above).

It may be reasonable to assume that the first generation of stars (with the assumed formation efficiency of 10%) completely blows away the remaining gas, except for perhaps the most massive globular clusters (Dekel & Silk 1986; Mac Low & Ferrara 1999); in other words, self-enrichment does not take place in globular clusters. This is in agreement with the observed internal chemical homogeneity of most globular clusters (cf. Larson 1988), with the exception of the most massive systems such as ω Cen where some chemical inhomogeneities are observed (Cohen 1981).

While halo globular clusters depicted here should be, on average, metal poor, as observed (Zinn 1985), it is also expected that they may have a range in metallicity due to the fact that the metallicity distribution in the early universe may fluctuate widely with significantly skewed distribution due to spotty Pop III star formation. In other words, the pre-enrichment history of individual globular clusters may be quite disparate. It may be expected that larger galaxies that formed by collecting matter in a larger (comoving) region are expected to display higher metallicity

and a larger variance in metallicity, in agreement with observations (Harris 1991). However, since metallicity does not play a noticeable role in the formation of individual globular clusters in this model, it should be expected to show little correlation with any other quantities, such as luminosity, size, velocity dispersion, in agreement with observations (Djorgovski & Meylan 1994).

It should be noted that the same picture proposed here may also take place within large individual HII regions of an luminous ionizing sources (QSOs or large galaxies) before they overlap to complete the reionization process. Furthermore, if the universe was reionized only once, our model indicates that the age spread of globular clusters should be less than 1 Gyr. However, if universe went through a second, separate reionization phase of singly ionized helium at lower redshift ($z \sim 3$), as recent observations hint (e.g., Reimers et al. 1997), then some globular clusters may form by a similar process at lower redshift. Since a larger compression in radius of the halo gas would be required to form comparable stellar systems as in the high redshift case and the pre-collapse gas temperature will be much higher, a much smaller number of halos would form from a much smaller tail of lower spin halos. In the event of a second reionization, an age spread of ~ 2 Gyrs among some globular clusters may result, perhaps more consistent with observation (Bolte 1989; Green & Norris 1990; VandenBerg, Bolte, & Stetson 1990; Sarajedini & Demarque 1990; but see Stetson, Vandenberg, & Bolte 1996).

Finally, it seems inevitable that a fraction of the original globular clusters may be in the intergalactic space where no larger galaxies were formed to collect them, possibly at a somewhat younger dynamic state than Galactic halo globular clusters due to lack of external dynamical effects. The exact number density of intergalactic globular clusters depends sensitively on the angular momentum distribution of halos in low density regions and requires more detailed calculations for quantification. No doubt it will be important to search for them with the next generation of large telescopes.

4. CONCLUSIONS

Radiation from stars in galaxies with mass $M_t > 10^9 M_\odot$ or quasars are thought to be mostly likely responsible for reionizing the universe at redshift $z \sim 6 - 20$. However, a large fraction of mass resides in density concentrations on smaller mass scales, i.e., gas rich sub-galactic halos with mass $M_t < 10^8 M_\odot$. These smaller systems can not cool to form stars without external help. Reionization of the universe has an interesting dynamic effect on these halos. The rise of the external radiation field causes a synchronous propagation of an inward, convergent shock towards each halo. We show that, for halos with a velocity dispersion $\sigma_v \leq 20$ km/s, the resident gas of mass $M_b \sim 10^4 - 10^{7.5} M_\odot$ will be compressed. For a significant fraction of these halos that have relatively low initial angular momentum ($\lambda \leq 0.01$), a compression of a factor of ~ 100 in radius is possible and a compact self-gravitating baryonic system forms. Such a gaseous system fragments to form stars and becomes a stellar system of size $\sim 1 - 20$ pc, velocity dispersion $\sim 1 - 20$ km/s and a total stellar mass of $M_s \sim 10^3 - 10^{6.5} M_\odot$.

Their expected properties all seem to be in agreement

with the observed salient features of halo globular clusters, as discussed in the previous section. Angular momentum distribution of small halos at high redshift plays a critical role in determining many of the properties of globular clusters. The expected abundance of halo globular clusters is consistent with what is observed. The mass function of slope ~ -2 at the high mass end is predicted by the model. Strong correlation between velocity dispersion and luminosity (or surface brightness) and lack of correlation between velocity dispersion and size are expected. Globular clusters should display similar properties, regardless of the host galaxy type, age, size or luminosity. Metallicity is, on average, expected to be low and should not correlate with any other quantities, except that a larger dispersion of metallicity among globular clusters is expected for larger galaxies. A trend of specific frequency with galaxy type may be produced in the model. We propose that these

stellar systems represent the initial state of the presently observed old halo globular clusters.

It will be important to systematically search for high redshift as well as intergalactic globular clusters, because they will provide tests of the proposed model and could potentially shed light on the general formation picture of galaxies. Also important is to make detailed radiation-hydrodynamic simulations with high resolution and superior shock resolving power to study the reionization process and follow the dynamics of gas collapse. Both are formidable challenges.

I thank Jerry Ostriker and Michael Strauss for a critical reading of the manuscript and many cogent comments. This research is supported in part by grants AST93-18185 and ASC97-40300.

REFERENCES

- Aguilar, L., Hut, P., & Ostriker, J.P. 1988, *ApJ*, 335, 720
 Akiyama, K., & Sugimoto, D. 1989, *PASP*, 41, 991
 Ashman, K.M., & Bird, C.M. 1993, *AJ*, 106, 2281
 Barmby, P., et al. 2000, *AJ*, 119, 727
 Barnes, J., & Efstathiou, G. 1987, *ApJ*, 319, 575
 Beasley, M.A., et al. 2000, *MNRAS*, 318, 1249
 Bolte, M. 1989, *AJ*, 97, 1688
 Chernoff, D.F., Kochanek, C.S., & Shapiro, S.L. 1986, *ApJ*, 309, 183
 Chernoff, D.F., & Shapiro, S.L. 1987, *ApJ*, 322, 113
 Chernoff, D.F., & Weinberg, M.D. 1990, *ApJ*, 351, 121
 Cole, S., & Lacey, C. 1996, *MNRAS*, 281, 716
 Dekel, A., & Silk, J. 1986, *ApJ*, 303, 39
 Djorgovski, S., & Meylan, G. 1994, *AJ*, 108, 1292
 Einsele, C., & Spurzem, R. 1999, *MNRAS*, 302, 81
 Fall, S.M., & Rees, M.J. 1985, *ApJ*, 298, 18
 Forbes, D.A., Brodie, J.P., & Huchra, J.P. 1997, *AJ*, 113, 887
 Forbes, D.A., Grillmair, C.J., & Smith, R.C. 1997, *AJ*, 113, 1648
 Friberg, P., & Hjalmarson, A. 1990, in *Molecular Astrophysics*, ed. T.W. Hartquist (Cambridge Univ. Press), p3
 Gebhardt, K., & Kissler-Patig, M. 1999, *AJ*, 118, 1526
 Genzel, R., & Eckart, A. 1999, "The Central Parsecs of the Galaxy", *ASP Conference Series*, Vol 186, ed. H. Falcke, et al. p3
 Gnedin, N.Y., & Ostriker, J.P. 1992, *ApJ*, 400, 1
 Gnedin, N.Y., & Ostriker, J.P. 1997, *ApJ*, 486, 581
 Gnedin, O.Y., & Ostriker, J.P. 1997, *ApJ*, 474, 223
 Goldsmith, P.F. in *Interstellar Processes*, ed. D.J. Hollenbach & H.A. Thronson (Dordrecht: Reidel), p51
 Goodman, J. 1993, in *ASP Conf. Proc. 50*, "Structure and Dynamics of Globular Clusters", ed. S.G. Djorgovski & G. Meylan (San Francisco: ASP), p87
 Green, E.M., & Norris, J.E. 1990, *ApJ*, 353, L17
 Haiman, Z., Rees, M.J., & Loeb, A. 1997, *ApJ*, 476, 458
 Harris, W.E. 1991, *ARAA*, 29, 543
 Harris, W.E. 1993, in *ASP Conf. Proc. 48*, "The Globular Cluster - Galaxy Connection", ed. G. Smith & J. Brodie (San Francisco: ASP), 472
 Harris, W.E., & Pudritz, R.E. 1994, *ApJ*, 429, 177
 Harris, W.E., & Racine, R. 1979, *ARAA*, 17, 241
 Kang, H., Shapiro, P.R., Fall, S.M., & Rees, M.J. 1990, *ApJ*, 363, 488
 Kundu, A. 1999, Ph.D. thesis, Univ. of Maryland
 Landau, L.D., & Lifshitz, E.M. 1987, "Fluid Mechanics" (Pergamon Press)
 Larson, R. 1988, in *The Harlow Shapley Symposium on Globular Cluster Systems in Galaxies*, IAU Symposium No. 126, ed. J. Grindlay and A.G.D. Philip (Kluwer: Dordrecht), p311
 Mac Low, M.-M. & Ferrara, A. 1999, *ApJ*, 513, 142
 Meylan, G., & Heggie, D.C. 1997, *Astro. Astroph. Rev.*, 8, 1
 Miralda-Escudé, J., & Rees, M.J. 1994, *MNRAS*, 266, 343
 Miralda-Escudé, J., Haehnelt, M., & Rees, M.J. 2000, *ApJ*, 530, 1
 Murray, S.D., & Lin, D.N.C. 1992, *ApJ*, 400, 265
 Murray, S.D., & Lin, D.N.C. 1993, in *ASP Conf. Proc. 48*, "The Globular Cluster - Galaxy Connection", ed. G. Smith & J. Brodie (San Francisco: ASP), 738
 Peebles, P.J.E. 1969, *ApJ*, 155, 393
 Racine, R. 1980, in *IAU Symposium 85*, *Star Clusters*, ed. J.E. Hesser (Dordrecht: Reidel), 369
 Rees, M.J. 1978, *Observatory*, 98, 210
 Rees, M.J. 1984, *ARAA*, 22, 471
 Rees, M.J. 1990, *Science*, 247, 817
 Reimers, D., Kohler, S., Wisotzki, L., Groote, D., Rodriguez-Pascual, P., & Wamsteker, W. 1997, *A&A*, 327, 890
 Richtler, T. 1992, *Habilitationsschrift zur Erlangung, Sternwarte der Universität Bonn*
 Sarajedini, A., & Demarque, P. 1990, *ApJ*, 365, 219
 Silk, J., & Rees, M.J. 1998, *A&A*, 331, L1
 Spitzer, L. 1987, *Physical Processes in the Interstellar Medium* (Princeton University Press: Princeton)
 Spitzer, L. 1987, *Dynamical Evolution of Globular Clusters* (Princeton University Press: Princeton)
 Steinmetz, M., & Bartelmann, M. 1995, *MNRAS*, 272, 570
 Stetson, P.B., Vandenberg, D.A., & Bolte, M. 1996, *PASP*, 108, 560
 Surdin, V.G. 1979, *Soviet Astron.* 23, 648
 Ueda, H., Shimasaku, K., Sugihara, T., & Suto, Y. 1994, *PASJ*, 46, 319
 Vandenberg, D.A., Bolte, M., & Stetson, P.B. 1990, *AJ*, 100, 445
 White, S.D.M. 1984, *ApJ*, 286, 38
 White, R.E., & Shawl, S.J. 1987, *ApJ*, 317, 246
 Zinn, R. 1985, *ApJ*, 293, 424