

The First Turbulence

Carl H. Gibson

Departments of Mechanical and Aerospace Engineering
and Scripps Institution of Oceanography,
Center for Astrophysics and Space Sciences,
University of California at San Diego
La Jolla, CA 92093-0411
cgibson@ucsd.edu, <http://www-ac.s.ucsd.edu/~ir118>

Abstract

Chaotic, eddy-like motions dominated by inertial-vortex forces cascade from Planck scales to larger strong-force-freeze-out scales in a turbulent hot-big-bang cosmological model. A nonlinear mechanism for the quantum-gravitational-dynamics epoch produces not only the first space-time-energy of the universe, but also the first large Reynolds number turbulence and turbulent temperature mixing. The resulting Batchelor-Obukhov-Corrsin temperature spectrum is preserved as the first fossil-temperature-turbulence by the inflation of space, stretching the temperature fluctuations beyond the horizon scale ct of causal connection faster than light speed c in time t . Stretching has continued as the universe expands, but now all scales are observed to be within the horizon. Fossil turbulent temperature gradient spectra should increase toward a maximum at the smallest (fossilized Planck) scales, contrary to current models with decreasing spectra that explain the cosmic microwave background temperature spectrum as mostly due to acoustic oscillations of the primordial plasma. It is argued that the hot radiation-dominated stage of the plasma epoch was too viscous to be either turbulent or acoustic, and that big-bang fossil-temperature-turbulence reentered the horizon after inflation and triggered the nucleosynthesis of light elements and then the first gravitational formation of structure in the matter-dominated last stages of the expanding plasma. Turbulence in the plasma was thus inhibited by buoyancy and viscous forces, as indicated by observations that T/T in the cosmic microwave background radiation is only 10^{-5} with a smooth wavenumber $k^{1/6}$ spectral form except at a single peak. This spectral peak is therefore due to gravitational structure, not sound.

1. Introduction

Turbulent motions, turbulent mixing, and turbulent diffusion are crucial to the evolution of natural fluids. However, because the conservation equations for turbulence are nonlinear and because no systematic method exists for solving nonlinear equations,

turbulence remains as an unsolved problem of classical physics. A variety of definitions of turbulence may be found in the literature. Even the direction of the turbulence cascade is controversial. The plan of the present paper is to propose a universal definition of turbulence and a universal direction of the turbulent cascade, and then identify from theory and observations the time when turbulence first occurred as the universe evolved. The proposed definition is narrow, and is based on a nonlinear term in the momentum conservation equation called the inertial-vortex force. By this definition, turbulence always starts at small scales and cascades to larger scales until constrained by boundaries, other forces, or by the scale of causal connection. The initial quantum gravitational instability and expansion of the hot-big-bang universe matches the definition, is thus the first turbulence.

A distinctive property of turbulence is the irreversibility of its effects. Linear waves come and go without leaving a trace, but turbulence and turbulent mixing produce unique, persistent, fingerprints termed fossil turbulence from which previous hydrophysical parameters like dissipation rates, viscosities and diffusivities may be extracted by the process of hydropaleontology, Gibson 1999. Information preserved by fossil turbulence is valuable in interpreting oceanographic, atmospheric and astrophysical measurements where little or no possibility exists to detect the turbulence in its active state.

2. Definition of turbulence

Webster's dictionary defines a turbulent flow as one in which the velocity at a given point varies erratically in magnitude and direction. This definition is perhaps the one most commonly used in the fields of fluid mechanics, magnetohydrodynamics, oceanography, and atmospheric sciences. However, many counterexamples to such a broad definition of turbulence are immediately apparent. Everything that wiggles is not turbulent. Viscous sublayers have random velocities because their boundary conditions are random, and are easily recognized as nonturbulent flows because their Reynolds numbers are subcritical. Oceanic and atmospheric flows always have a random component, but are generally dominated by buoyancy or Coriolis forces at large scales and are decomposed into classes of nonturbulent linear wave motions because their Froude and Rossby numbers are subcritical at large scales even though Reynolds numbers are supercritical. Several oscillations in magnetohydrodynamic flows are chaotic and called turbulent that might be considered nonturbulent in other branches of fluid mechanics. Clearly we need a definition of turbulence that is length scale dependent, and which recognizes that only one nonlinear force must dominate all other forces within the turbulent range of scales. No other definition can permit the universal similarity hypothesized by Kolmogorov based on the length scale $L_K = (\epsilon^3 / \nu^4)^{1/4}$ and the time scale $T_K = (\epsilon / \nu^3)^{1/2}$, where ϵ is the kinematic

viscosity of the fluid and ϵ is the viscous dissipation rate of kinetic energy. Kolmogorov and Batchelor-Obukhov-Corrsin universal similarity of low order statistical parameters like spectra of velocity and temperature have been observed in all turbulent flows tested, Gibson 1991.

The inertial-vortex force per unit mass $\mathbf{v} \times \boldsymbol{\omega}$ is the nonlinear force that causes turbulence and the turbulence cascade, where \mathbf{v} is the velocity and $\boldsymbol{\omega} = \nabla \times \mathbf{v}$ is the vorticity. It appears in the conservation of momentum equation written in the form

$$\frac{d\mathbf{v}}{dt} = -\frac{1}{\rho} \nabla p + \mathbf{v} \times \boldsymbol{\omega} + \mathbf{F}_b + \mathbf{F}_C + \mathbf{F}_v + \dots \quad (1)$$

where B is the Bernoulli group of mechanical energy terms $p/\rho + v^2/2 + gz$, p is the pressure, ρ is the density, g is the acceleration of gravity, z is the distance above a reference level, \mathbf{F}_b is the buoyancy force, \mathbf{F}_C is the Coriolis force, \mathbf{F}_v is the viscous force, and other forces are neglected. The Froude, Rossby and Reynolds numbers Fr , Ro , and Re are ratios of $\mathbf{v} \times \boldsymbol{\omega}$ to \mathbf{F}_b , \mathbf{F}_C , and \mathbf{F}_v , respectively. Turbulence arises when B is negligible and Fr , Ro , Re and all other such dimensionless ratios are greater than critical values, giving

$$\frac{d\mathbf{v}}{dt} = \mathbf{v} \times \boldsymbol{\omega} \quad (2)$$

from (1). Fluid particles are accelerated in a direction perpendicular to both the velocity and vorticity, which is in opposite directions on opposite sides of a shear layer. Because \mathbf{v} is zero at the shear layer and $\boldsymbol{\omega}$ is zero far away, a maximum occurs in both the magnitude of $\mathbf{v} \times \boldsymbol{\omega}$ and the local Reynolds number at distances $\sim L_K$ above and below any free shear layer of age $> T_K$, causing perturbations to be amplified by $\mathbf{v} \times \boldsymbol{\omega}$ forces, as shown in Fig. 1.

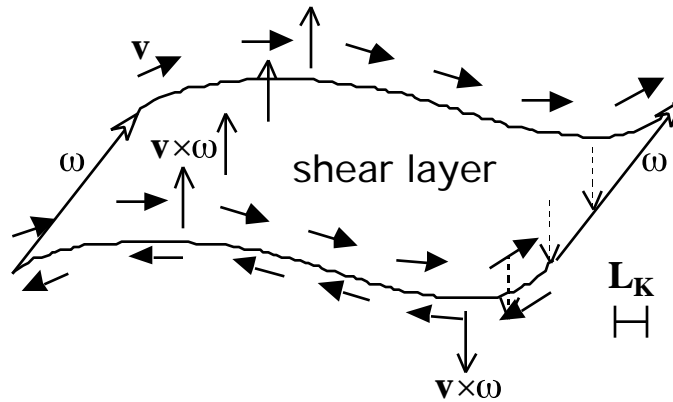


Figure 1. Instability of a shear layer to inertial-vortex forces $\mathbf{v} \times \boldsymbol{\omega}$. Turbulent eddies form with Kolmogorov time scale T_K at the Kolmogorov length scale L_K .

We see from Fig. 1 that the response of any shear layer to inertial-vortex forces is to roll up into an eddy with diameter $\sim L_K$ in a time $> T_K$. This is the basic turbulence mechanism. Turbulence always occurs at the Kolmogorov length scale and evolves with the Kolmogorov time scale unless it is constrained by walls or forces larger than $\mathbf{v} \times \boldsymbol{\omega}$.

Therefore, *turbulence is defined as an eddy-like state of fluid motion where the inertial-vortex forces of the eddies are larger than any other forces that tend to damp the eddies out.* All processes that produce shear layers produce turbulence by the mechanism of Fig. 1. Jets, wakes, boundary layers, and mixing layers are examples where shear layers are produced at solid surfaces, but shear layers can also form and become turbulent without solid boundaries as in the interior of large amplitude internal or surface waves or on tilted density interfaces in gravitational fields.

3. Direction of the turbulence cascade

Turbulence always cascades from small scales to large. Eddies form at the Kolmogorov scale (Fig. 1), pair with neighboring eddies, and these pairs pair with neighboring pairs, etc., as shown in Figure 2. Flow over a barrier is given as a generic representation of the wide variety of free shear layer sources that produce turbulence.




Figure 2. The turbulence cascade is always from small scales to large. Turbulence induces a random flow of external fluid and kinetic energy from large scales to small, but this is a nonturbulent cascade because irrotational flows have zero $\mathbf{v} \times \boldsymbol{\omega}$ forces.

In Fig. 2, the volume of turbulent fluid increases downstream because external fluid with different velocities is entrained to supply the turbulent kinetic energy. Because the external fluid is irrotational, its flow is nonturbulent by definition. Inertial vortex forces in irrotational flows are zero. A nonturbulent energy cascade is induced in the external fluid from large scales to small that may be confused with the turbulence cascade because the external flow is randomized by its turbulent boundary conditions. This is the basis of the commonly accepted misconception that turbulence cascades from large scales to small, and that the cascade of turbulence from small scales to large clearly shown in Fig. 2 represents

an inverse cascade that never occurs in three dimensional turbulence. The terminology "inverse cascade" is therefore inappropriate when applied to any turbulent flow since turbulence always cascades from small scales to large.

4. Definition of fossil turbulence

Fossil turbulence is defined as any fluctuation in a hydrophysical field produced by turbulence that is no longer turbulent at the scale of the fluctuation. Familiar examples of fossil turbulence include airplane contrails in the stratified atmosphere, skywriting, bubble patches from breaking surface waves, and milk patches in weakly stirred coffee. The time required for a turbulent patch to form by the processes of Figs. 1 and 2 is generally much less than the time required for particle diffusion processes to erase the scars in the numerous hydrophysical fields possibly affected by the turbulence. Most patches of temperature and salinity microstructure detected in the ocean interior are fossilized by buoyancy forces at their larger scales. Most patches of clear air turbulence are strongly fossilized at the scale of the aircraft before they are encountered. Fossil turbulence remnants preserve information about the hydrodynamic state of the fluid and flow that existed previously that may be difficult or impossible to recover otherwise, Gibson 1999.

5. The first turbulence and the first fossil turbulence

Physics describes small scale structure using quantum mechanics and large scale structure using Einstein's equations of general relativity. However, both of these theories break down at the initial instant and singularity of the big bang. Gravity is not included in the tensor and scalar fields of standard wave-particle physics theory, and particles other than black holes do not emerge naturally from Einstein's theory of gravity. No theory of quantum gravitational dynamics is currently accepted that provides a quantitative, or even qualitative, description of the first stages of the universe. However, powerful clues constrain any successful grand unified theory of everything to the very high temperatures and very small scales that can be inferred by dimensional analysis based on light speed c , Planck's constant h , Newton's constant G , and Boltzmann's constant k ; that is, the Planck scales. A readable summary of cosmological physics is given by Peacock 2000. Remarkably, the concept of turbulence beginning at Planck scales has been overlooked in cosmological modeling.

According to the standard model of the hot big-bang universe, space-time-energy emerged from the vacuum spontaneously at Planck scales because of the slight possibility of such an event allowed by Heisenberg's uncertainty principle, which states that the uncertainty of the energy of a particle E multiplied by the uncertainty of its time of existence Δt is a constant h , termed the Planck constant. The Planck mass $m_P = (ch/G)^{1/2}$ is

found where the Compton wavelength $L_C = h/mc$ of an object with mass m equals the Schwarzschild radius $L_S = Gm/c^2$ of a black hole, where c is the speed of light and G is Newton's gravitational constant. The Planck entropy S_P is equal to the Boltzmann constant k , and gives a minimum black hole specific entropy $s_P = S_P/m_P$, maximum black hole temperature $T_P = (c^5 h / G k^2)^{1/2}$, and minimum black hole evaporation time $t_P = (h G / c^5)^{1/2}$, Greene 1999. Grand unified theories suggest all basic forces of nature (weak, strong, electromagnetic, gravity and apparently also the inertial-vortex force) are equivalent at the Planck temperature and are quantized by vibrations of complex string like objects at Planck scales. This simplicity of Planck scale conditions permits a high Reynolds number turbulence and turbulent mixing interpretation for the quantum gravitational dynamics (QGD) epoch of the big bang. Figure 3 gives the Heisenberg, Compton and Schwarzschild equations, fundamental constants, Planck m , L , t , and T scales, and the Planck parameters of the first turbulence. Substituting the Planck viscosity $\mu_P = c^2 t_P$ and Planck dissipation rate ϵ_P (Fig. 3) into the definitions of the Kolmogorov length and time scales give $L_K = L_P$ and $T_K = t_P$. The Planck thermal diffusivity $\kappa_P = c^2 t_P$, so the Batchelor scale $L_B = (\nu / \kappa)^{1/2} L_K$ also equals L_P , where ν is the Prandtl number $Pr_P = 1$.

$$\begin{aligned}
 h &= E \times t = E_P t_P \\
 L_{\text{Compton}} &= h/mc = L_{\text{Schwarzschild}} = Gm/c^2 \\
 \text{when } m &= m_P = [ch/G]^{1/2} \\
 c &= 3 \times 10^8 \text{ m s}^{-1} & m_P &= [ch/G]^{1/2} = 2.12 \times 10^{-8} \text{ kg} \\
 h &= 1.05 \times 10^{-34} \text{ kg m}^2 \text{ s}^{-1} & L_P &= [hG/c^3]^{1/2} = 1.62 \times 10^{-35} \text{ m} \\
 G &= 6.67 \times 10^{-11} \text{ m}^3 \text{ kg}^{-1} \text{ s}^{-2} & t_P &= [hG/c^5]^{1/2} = 5.41 \times 10^{-44} \text{ s} \\
 k &= 1.38 \times 10^{-23} \text{ kg m}^2 \text{ s}^{-2} \text{ K}^{-1} & T_P &= [c^5 h / G k^2]^{1/2} = 1.40 \times 10^{32} \text{ K} \\
 E_P &= [c^5 h / G]^{1/2} = 1.94 \times 10^9 \text{ kg m}^2 \text{ s}^{-2} \\
 P_P &= c^5 / G = 3.64 \times 10^{52} \text{ kg m}^2 \text{ s}^{-3} \\
 \mu_P &= [c^9 / hG]^{1/2} = 1.72 \times 10^{60} \text{ m}^2 \text{ s}^{-3} \\
 s_P &= [k^2 G / ch]^{1/2} = 6.35 \times 10^{-16} \text{ m}^2 \text{ s}^{-2} \text{ K}^{-1} \\
 \kappa_P &= c^5 / hG^2 = 5.4 \times 10^{96} \text{ kg m}^{-3} \\
 F_{GP} &= Gm_P^2 / L_P^2 = 1.1 \times 10^{44} \text{ kg m s}^{-2} \\
 [\vec{v} \times \omega]_P &= g_P = [c^7 / hG]^{1/2} = 5.7 \times 10^{51} \text{ m s}^{-2}
 \end{aligned}$$

Figure 3. Planck scales and Planck parameters of the first turbulence.

The Planck mass, length, time, and temperature scales can be found by dimensional analysis from the fundamental constants c , h , G , and k . Planck energy, power, viscous dissipation rate, specific entropy, density and gravitational force scales of Fig. 3 can be found this way or by combinations of m_P , L_P , t_P , and T_P . For example, the Planck inertial-vortex force per unit mass $[\mathbf{v} \times \boldsymbol{\omega}]_P = L_P/t_P^2$ equals the Planck gravitational force per unit mass $g_P = F_{GP}/m_P = [c^7/hG]^{1/2} = 5.7 \times 10^{51} \text{ m s}^{-2}$ (Fig. 3 bottom line). This fundamental nonlinear force of the turbulence mechanism arises when Planck particles and antiparticles interact to form their first quantum state, which is a spinning pair forming an extreme Kerr black hole. Electron-positron pair production and positronium formation is an analogous process known to occur at lower temperatures in supernova. The Schwarzschild metric of nonspinning black holes has been known since 1916, and the Kerr metric of spinning black holes has been known since 1963, Peacock 2000 (p 51-60). Kerr black holes are capable of Hawking radiation (pair production at the event horizon) with 42% efficiency for prograde collisions, Peacock 2000 (p 61), which produces the inertial-vortex force and the transfer of angular momentum and energy to larger scales that drives big bang turbulence.

Once the first Planck particle and antiparticle emerge, their enormous temperatures increase the probability of more particle pairs forming nearby, causing the turbulent cascade to larger and larger scales that formed the universe in our present model. Random interactions between particles and rotating pairs of particles caused larger scale aggregations of pairs with the same rotational sense, just like the turbulence cascade of Fig. 2. Entropy production resulting from this turbulent mixing of velocity and temperature fluctuations in the initial expanding universe are equivalent to entropy production from viscous and temperature dissipation rates and in less exotic turbulent mixing flows, so that the temperature spectrum T should depend only on these rates and the wavenumber k , giving $T = C^{-1/3} k^{-5/3}$ by dimensional analysis with C a universal constant of order 1 as first shown by Corrsin and Obukhov. Figure 4 illustrates the mechanism. The entropy production of the hot big bang turbulence is remarkably small, only about 10 J/K corresponding to boiling a milligram of water. Most of the entropy of the universe was produced after inflation, when the free quarks of the quark gluon plasma condensed to form hadrons (protons, mesons) and hadrons formed the light elements at the much lower temperatures and later times of the quantum-chromo-dynamics (QCD) and quantum-electro-dynamics (QED) epochs.

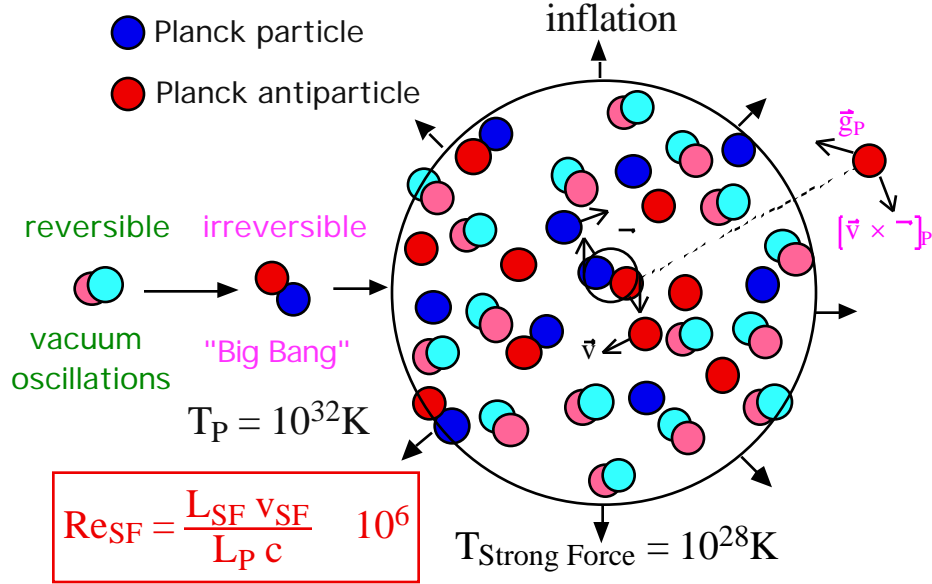


Figure 4. Physical process of the first turbulence. Reversible vacuum oscillations at Planck scales have a finite probability of forming a Planck particle-antiparticle pair which can trigger irreversibilities and the formation of the universe. Quantized rotation states (extreme Kerr black holes, center) can form and produce gravitational inertial-vortex forces (upper right) that diffuse the spin, slow the annihilation, and homogenize the velocity and temperature fluctuations by turbulent eddy formation and mixing until the strong force freeze-out temperature is reached. Exponential inflation of space caused by negative viscous and false vacuum pressures then fossilizes the turbulent temperature field.

Because the temperatures of the quantum gravitational dynamics (QGD) epoch were too high for small particles to exist, momentum transport was only by short range Planck particle interactions, giving small kinematic viscosities $\nu_P = c L_P$ and large Reynolds numbers $\text{Re} = vL/cL_P$ at scale L with velocity $v = (2kT)^{1/2}$. According to inflation theory, Guth 1997, the big bang cascade terminates when temperatures decrease to the strong force freeze-out temperature $T_{\text{SF}} = 10^{28} \text{K}$ at time 10^{-35} seconds where quarks and gluons form, with $L = L_{\text{SF}} = 10^8 L_P$, $v_{\text{SF}} = 10^{-2} c$, and Reynolds number or order 10^6 as shown in Fig. 4. The only heavy particle stable in the temperature range $T_P > T > T_{\text{SF}}$ is the magnetic monopole with mass about $10^{-2} m_P$. Guth found that the lack of observed magnetic monopoles implies an inflationary epoch between time $t = 10^{-35}$ and 10^{-33}s , driven by the equivalent of antigravity forces from a false vacuum negative pressure, according to general relativity theory and Einstein's equations which relate space time geometry to the energy

momentum tensor. During inflation (by a factor of about 10^{25}) the Planck scale fluctuations at 10^{-35} m were stretched to 10^{-10} m, the strong force scale fluctuations at $ct_{SF} = 3 \times 10^{-27}$ m were stretched to 3×10^{-2} m, and geometry was flattened to nearly Euclidian at large scales. All the temperature fluctuations of the first turbulence were stretched by this exponential inflation of space to scales much larger than the horizon scale $L_H = ct$ of 3×10^{-25} m existing at the end of the inflation epoch 10^{-33} s, thus producing the first fossil temperature turbulence. The expected spectrum for high Reynolds number turbulent temperature fluctuations is the universal Corrsin-Obukhov form $T = T_0 - 1/3 k^{-5/3}$, where k for the first turbulence is in the range $1/L_{HSF} > k > 1/L_P = 1/L_B$.

Since the formation of a quark-gluon plasma marks the end of the QGD epoch, the negative pressure of gluon-viscous forces provides an alternative process to drive inflation besides the negative pressure of the Guth false vacuum. Gluons have zero mass and provide a mechanism for large bulk viscosity ($c^2 t$) and large negative pressures. Similarly, photons give large Thomson scattering viscosities at the lower temperatures of the plasma epoch, where photon-viscous forces prevent primordial plasma turbulence and inhibit gravitational structure formation until 10^{12} s (30,000 years) after the big bang, Gibson 1996 and 2000.

After inflation the fossil-temperature-turbulence (fossil-curvature-turbulence and fossil-vacuum-turbulence) fluctuations continue to stretch as the universe expands, from the general relativity theory of Einstein. Fossil Planck scale fluctuations reentered the horizon first because they have the smallest scales, but not until the universe cooled to the electroweak freeze-out temperature so that radiation in the form of neutrinos and photons with mean free paths much larger than the electron separations provided viscosities sufficient to damp out any turbulence, Gibson 2000. Because nuclear reactions are very sensitive to temperature, the temperature fossils of the first turbulence imprinted the mass density and species concentrations of light elements formed by nucleosynthesis when the first protons, electrons, neutrons and alpha particles were formed before $t = 10^2$ s, Weinberg 1977, converting the temperature fossil to density and concentration fossils. Further cooling decreased the neutrino-electron scattering cross section to negligible levels. Thus the universe became completely transparent to all neutrino species after about 10^2 s, Weinberg 1972, producing a cosmic neutrino radiation background picture of the universe at this neutrino decoupling time that may some day be observed when high resolution neutrino telescopes are invented.

Photon viscosity values produced viscous-gravitational scales larger than the horizon scale L_H until just before the time of first structure at 10^{12} s, Gibson 1996, when the proto-supercluster mass of 10^{46} kg just matched the horizon mass $L_H^3 \rho$, where ρ is the density

computed from general relativity theory, Weinberg 1972. Diffusion of the neutrino-like nonbaryonic dark matter filled the proto-superclustervoids, proto-clustervoids, and proto-galaxyvoids formed in the plasma epoch, reducing gravitational driving forces and arresting further structure formation until after the plasma-gas transition time 10^{13} s (300,000 years) when the temperature was about 3000 K, Gibson 2000. At that time atoms formed and photons decoupled from electrons, giving the cosmic microwave background (CMB) image of the universe that we observe today, redshifted by the expansion of the universe by a factor of 1100 into the microwave bandwidth from the original white-hot visible frequencies.

6. Discussion

High resolution maps and spectra of of Cosmic Microwave Background (CMB) temperature fluctuations have recently been obtained from telescopes carried by balloons to altitudes above atmospheric interference, extending the 1989 Cosmic Background Experiment (COBE) space telescope observations to smaller scales and higher precision. Hu 2000 compares a collection of spectral points to various cosmological models, and the present turbulence model is compared to these in Figure 5.

As shown in Fig. 5, the theoretical predictions of standard cosmological models and the present theory strongly diverge at high wavenumbers. The Harrison-Zel'dovich k^2 dissipation spectral form is flat. Tilted forms have decreasing tails (Hu 2000, Fig. 5) for large k and large Legendre multipole index l , and further droop results by assuming diffusive damping of temperature at small scales. In Figure 6 (dashed box) the bump marked BOOMERANG represents the prominent peak of Fig. 5. The peak occurs at a wavelength $= ct/3^{1/2}$ corresponding to the sound speed of the plasma epoch, where c is the speed of light, which has been taken by several authors to be evidence that the peak represents sonic oscillations of the plasma. However, Gibson 2000 argues that any plasma sonic oscillations would be strongly damped by photon-viscous forces due to Thomson scattering of photons with electrons that are strongly coupled to ions by electric forces, and that the spectral peak of Fig. 5 represents an earlier, smaller, horizon scale $L_{H\text{-structure}}$ of proto-galaxy-supercluster-void structures of the first gravitational instability. No cosmological sound source exists for such a strong sonic peak, with $T/T = 10^{-4}$. Such fluctuations are too small to be consistent with fully developed turbulence in the plasma, but are too large to be caused by sonic fluctuations in this super-viscous fluid with no sonic sources. No diffusive cutoff is expected at high frequencies because the fluctuations should reflect fossil-density-turbulence created by nucleosynthesis triggered by big bang turbulence remnants, and these density fluctuations have smaller diffusivities than temperature. Slight drooping of large k measurements may exist from undersampling

errors, since only a small fraction of the sky has been sampled and strong intermittency can be expected in the small scales of such high Reynolds number fossil turbulence.

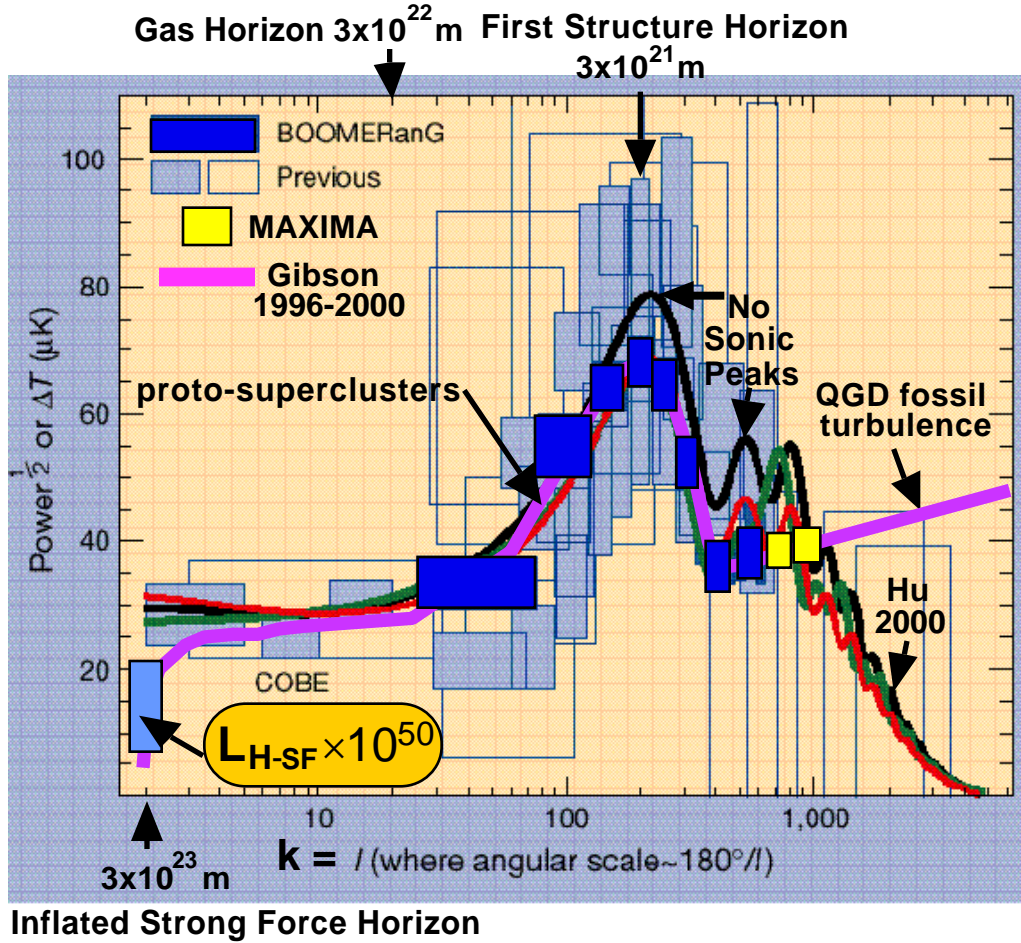


Figure 5. Cosmic microwave background temperature spectra ($k = l$) compared to standard cosmological models (from the Figure in Hu 2000) and the Gibson 1996-2000 predictions of early structure and QGD fossil turbulence $\sim k^{1/6}$. The largest scale (all sky) COBE point (missing from the Hu 2000 Figure) shows a significant decrease as expected for the strong force horizon scale L_{H-SF} , fossilized and inflated by a factor of 10^{50} . The more precise BOOMERanG and MAXIMA points are in poor agreement with sonic peaks plus Tilted forms assumed by the standard models. The peak at wavelength 3×10^{21} m thus represents the first structure formation (proto-superclustervoids), formed at smaller scales and earlier times than the gas-plasma

horizon wavelength $= 2 L_H = 10^{22}$ meters. The expected fossil Planck scale peak is off-scale to the right at $= 3 \times 10^{15}$ m and $T = 430 \mu\text{K}$ (see Fig. 6).

The suggested interpretations of the observations of Fig. 5 are shown schematically in Fig. 6, where spectral forms are extended by 5 decades to the fossilized turbulent Planck scale. If a QGD fossil turbulence spectrum were used with the sonic standard model predictions instead of the Tilted forms, the higher order sonic peaks would become even more inconsistent with the data and the interpretation of the primary peak as a sonic oscillation even less tenable. Higher resolution, higher precision CMB observations planned from balloons and new space telescopes may resolve the contradictory predictions in Figs. 5 and 6. If the peak is not due to sonic oscillations, then the Gibson 1996 suggestion that it reflects the first gravitational formation of structure in the plasma epoch is supported, contrary to the Jeans 1902 sonic criterion for gravitational structure formation.

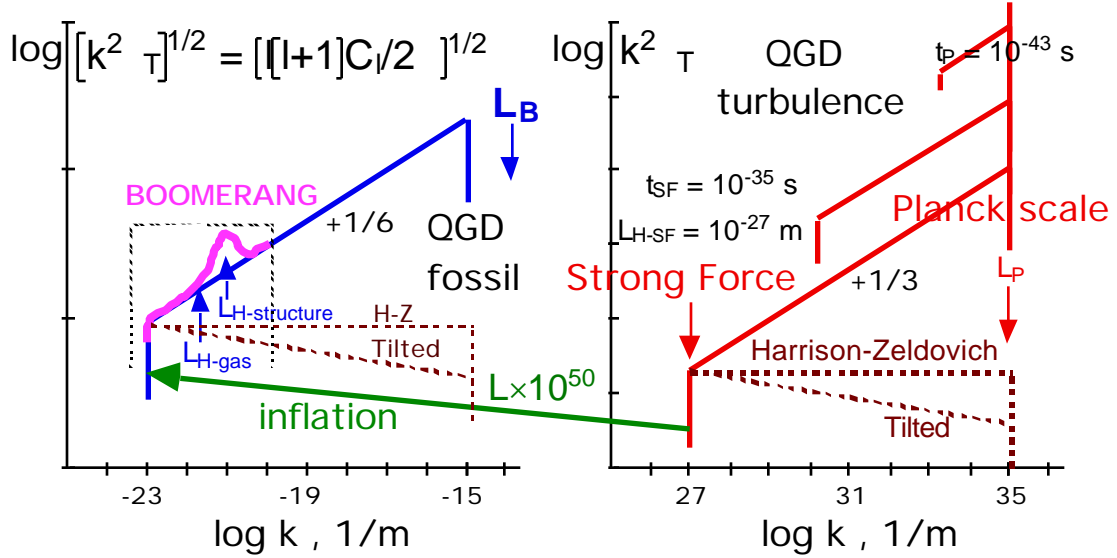


Figure 6. Dissipation spectra for QGD temperature fluctuations. On the right, the present theory predicts turbulent mixing spectral forms that peak at the smallest scale, compared to flat Harrison-Zel'dovich and Tilted forms that peak at the largest scale. A schematic version of the fossilized spectra are shown on the left, after inflation by 10^{50} as indicated by observations in Fig. 5 (box). All fluctuations are larger than the Batchelor scale of diffusive damping L_B of about 10^{14} m for ions in the plasma.

The Jeans criterion follows from a linear perturbation analysis of the inviscid Euler equations with gravity, reducing the stability problem to one of gravitational acoustics. By the Jeans theory, sound waves are unstable in a gas of density ρ if the time L/V_S required to propagate a wavelength L at sound speed V_S is greater than the time required for

gravitational freefall $(G)^{-1/2}$. Density fluctuations smaller than the Jeans scale $L_J = V_S(G)^{-1/2}$ are assumed to be gravitationally stable in standard cosmological models, where G is Newton's gravitational constant (Fig. 3). However, Gibson 1996 and Gibson 2000 suggest that viscous, turbulent, and other forces may also set length scale criteria for gravitational structure formation smaller or larger than L_J . Because the horizon scale L_H in the plasma epoch is always smaller than L_J , standard cosmological models such as Weinberg 1972, Silk 1989, Kolb and Turner 1990, Peebles 1993, Padmanabhan 1993 and Rees 2000 assume no gravitational structures can form. The Jeans criterion is invalid during the plasma epoch, and is almost completely irrelevant in the gas epoch except for the formation of globular star clusters. Viscous and turbulence forces are not able to prevent gravitational structure formation when either the viscous Schwarz scale L_{SV} or the turbulent Schwarz scale L_{ST} become smaller than L_H , where $L_{SV} = (\nu / G)^{1/2}$, $L_{ST} = \nu^{1/2} / (G)^{3/4}$, ν is the rate of strain of the gas with density ρ and kinematic viscosity η , and $\dot{\epsilon}$ is the viscous dissipation rate, Gibson 1996. As mentioned previously, this occurred at about $t = 10^{12}$ s, or 30,000 years, so supercluster masses were the first gravitational structures to form, rather than the last as assumed in standard cosmological models. Therefore, the spectral peak of Fig. 5 is due to gravitational structure formation nucleated by the fossil density fluctuations from the first turbulence at viscous-gravitational and turbulent-gravitational scales in the plasma as soon as these Schwarz scales became smaller than L_H , Gibson 2000.

7. Conclusions

The chaotic quantum gravitational dynamics (QGD) epoch at Planck scales in the beginning of the universe (Section 5) satisfies the definition of turbulence (Section 2) and the direction of the turbulent cascade (Section 3). Inertial-vortex forces that define and drive ordinary turbulence are identified with an efficient Hawking radiation of energy and angular momentum that results when nonspinning Planck scale Schwarzschild black holes interact with Planck scale spinning Kerr black holes. This Planck inertial-vortex force matches the enormously large Planck scale gravitational forces, and produces big bang turbulence and the universe. Electromagnetic, weak, strong, gravitational, and inertial-vortex forces are all equivalent at Planck temperatures, and only Planck particle, Planck antiparticles, and Planck-Kerr spinors can exist. Therefore only Planck particle-particle viscosities can transmit momentum, giving large Reynolds numbers and hot big bang turbulence until the universe cools to the strong force freeze out temperature and gluon-viscosity damps the turbulence. Gluon viscosity contributes negative pressures, similar to those of the Guth false vacuum, which can exponentially inflate space from Planck to atomic dimensions.

It is clear from the cosmic microwave background temperature spectrum of Figure 5 that remnants of hot big bang turbulence at the strong-force-freeze-out scale have been inflated by a factor of 10^{50} to scales ten times larger than the gas horizon wavelength of 3×10^{22} existing at the time of the plasma to gas transition, and that something like big bang turbulence must have occurred before this inflation to explain the isotropy of the measured fluctuations, which are independent of direction on the sky. If the dominant spectral peak at 3×10^{21} m wavelength has been stretched by a factor of 10^3 corresponding to the gas redshift $z = 1100$ then its scale matches the observed 10^{24} m scale of supervoids and superclusters and confirms our interpretation that the peak is due to the first gravitational structure formation, not sound, and that galaxy cluster voids simply expand with the universe after fragmentation and that cluster densities rarely increase by any collapse or accretion process. Some evidence of supercluster complexes has been reported on the 10^{25} m scales of present stretched strong force scales, within the present horizon of 10^{26} m. The most distant galaxies have measured redshifts $z > 3$ and are already strongly clustered, contrary to models where clustering occurs at the last rather than the first stages of gravitational structure formation.

Thus, Kolmogorov universal similarity of the velocity fluctuations and Corrsin-Obukhov-Batchelor universal similarity of the temperature fluctuations in the expanding, cooling, hot big-bang turbulence universe are indicated, with maximum amplitude of the temperature gradient spectrum occurring at the small Planck length scale source of the temperature fluctuations before fossilization. Inflation of space at the strong-force-freeze-out temperature fossilized eight decades of turbulent temperature fluctuations by stretching beyond the horizon scale of causal connection, and these provided chaotic seeds for nucleosynthesis and gravitational structure formation after they reentered the horizon. Baryonic (ordinary) matter concentrations preserved the fossil temperature turbulence patterns formed in the QGD epoch as density and light element concentration fluctuations, which reappear as temperature fluctuations in the cosmic microwave background (CMB) by the gravitational Sachs-Wolfe red shift mechanism.

Future CMB measurements with new satellites are planned with higher resolution and broader sky coverage to test the increasing spectral levels at small scales predicted by the present big bang turbulence theory versus the drooping sonic forms of Hu 2000 and others, as shown in Figures 5 and 6.

The present paper is dedicated to the memories of George Batchelor and Chuck Van Atta, and was presented on the occasion of John Lumley's 70th birthday celebration.

8. References

- Gibson, C. H., "Kolmogorov similarity hypotheses for scalar fields: sampling intermittent turbulent mixing in the ocean and Galaxy", in "Turbulence and Stochastic Processes: Kolmogorov's Ideas 50 Years On", Proceedings of the Royal Society London, Ser. A, V434 N1890, 149-164, 1991.
- Gibson, C. H., "Turbulence in the ocean, atmosphere, galaxy, and universe," Applied Mechanics Reviews, 49:5, 299-315, 1996.
- Gibson, C. H., "Fossil turbulence revisited", Journal of Marine Systems, vol. 21, nos. 1-4, 147-167, 1999.
- Gibson, C. H., "Turbulent mixing, diffusion and gravity in the formation of cosmological structures: the fluid mechanics of dark matter", Journal of Fluids Engineering, 122, 830-835, 2000.
- Greene, Brian, "The Elegant Universe", Norton, NY, 1999.
- Guth, Alan, "The Inflationary Universe", Addison Wesley, 1997.
- Hu, Wayne, "Ringing in the new cosmology", Nature, 404, 939, 2000.
- Jeans, J. H., "The stability of a spherical nebula", Phil. Trans. R. Soc. Lond. A, 199, 1, 1902.
- Kolb, E. W. and M. S. Turner, "The Early Universe", Addison Wesley, NY, 1990.
- Peacock, J. A., "Cosmological Physics", Cambridge University Press, 2000.
- Padmanabhan, T., "Structure Formation in the Universe", Cambridge University Press, Cambridge UK, 1993.
- Peebles, P. J. E., "Principles of Physical Cosmology", Princeton University Press, Princeton, NJ, 1993.
- Rees, Martin, "New Perspectives in Astrophysical Cosmology", Cambridge University Press, UK, 2000.
- Silk, Joseph, "The Big Bang", W. H. Freeman and Company, NY, 1989.
- Weinberg, S., "Gravitation and Cosmology: Principles and Applications of the General Theory of Relativity", John Wiley & Sons, New York, 1972.
- Weinberg, S., "The First Three Minutes", Basic Books, Inc., Publishers, New York, 1977.