

## The First Turbulence

Carl H. Gibson

Departments of Mechanical and Aerospace Engineering  
and Scripps Institution of Oceanography,  
Center for Astrophysics and Space Sciences,  
University of California at San Diego  
La Jolla, CA 92093-0411  
cgibson@ucsd.edu, <http://www-ac.s.ucsd.edu/~ir118>

### Abstract

Chaotic, eddy-like motions dominated by inertial-vortex forces begin immediately at Planck scales in a hot big-bang cosmological model. The quantum-gravitational-dynamics epoch produced not only the first space-time-energy of the universe but the first large Reynolds number turbulence and turbulent mixing with Kolmogorov and Batchelor-Obukhov-Corrsin velocity and temperature spectra. Strong-force-freeze-out and inflation gave the first fossil temperature turbulence by stretching fluctuation scales beyond the horizon scale  $ct$  of causal connection at light speed  $c$  in time  $t$ . The gradient spectrum increases toward a maximum at the smallest (fossilized Planck) scales, contrary to either the flat Harrison-Zel'dovich form usually assumed or Tilted forms with maxima at large (fossilized strong-force) scales used to explain observed plasma epoch temperature fluctuations as acoustic. It is argued that the hot radiation dominated stage of the plasma epoch was too viscous to be either turbulent or acoustic. Fossils of the first turbulent mixing reentered the horizon after inflation and triggered both the hot nucleosynthesis of light elements and the gravitational formation of structure in the matter dominated last stage of the expanding plasma. A second transition to turbulence was inhibited by the resulting buoyancy forces, as indicated by observations that  $T/T$  in the cosmic microwave background radiation is only  $10^{-5}$  except at the spectral peak and increases smoothly as wavenumber  $k^{1/6}$ . The peak is therefore due to gravitational structure not sound.

### 1. Introduction

Turbulent motions, turbulent mixing, and turbulent diffusion are crucial to the evolution of natural fluids. However, because the conservation equations for turbulence are nonlinear and because no systematic method exists for solving nonlinear equations, turbulence remains as an unsolved problem of classical physics. A variety of definitions of turbulence may be found in the literature. Even the direction of the turbulence cascade is

controversial. The plan of the present paper is to propose a universal definition of turbulence and a universal direction of the turbulent cascade, and then attempt to identify the time when turbulence first occurred as the universe evolved from theory and observations. The proposed definition is narrow, and is based on a nonlinear term in the momentum conservation equation called the inertial-vortex force. By this definition, turbulence always starts at small scales and cascades to larger scales until constrained by boundaries, other forces, or by the scale of causal connection. Kolmogorov and Batchelor-Obukhov-Corrsin universal similarity of low order statistical parameters like spectra of velocity and temperature have been observed in all turbulent flows tested, Gibson 1991.

A distinctive property of turbulence is the irreversibility of its effects. Linear waves come and go without leaving a trace, but turbulence and turbulent mixing produce persistent fingerprints termed fossil turbulence from which previous hydrophysical parameters like dissipation rates, viscosities and diffusivities may be extracted by the process of hydropaleontology, Gibson 1999.

## 2. Definition of turbulence

Webster's dictionary defines a turbulent flow as one in which the velocity at a given point varies erratically in magnitude and direction. This definition is perhaps the one most commonly used in the fields of fluid mechanics, magnetohydrodynamics, oceanography, and atmospheric sciences. However, many counterexamples to such a broad definition of turbulence are immediately apparent. Everything that wiggles is not turbulent. Viscous sublayers have random velocities because their boundary conditions are random, and are easily recognized as nonturbulent flows because their Reynolds numbers are subcritical. Oceanic and atmospheric flows always have a random component, but are generally dominated by buoyancy or Coriolis forces at large scales and are decomposed into classes of nonturbulent linear wave motions because their Froude and Rossby numbers are subcritical at large scales even though Reynolds numbers are supercritical. Several oscillations in magnetohydrodynamic flows are chaotic and called turbulent that might be considered nonturbulent in other branches of fluid mechanics. Clearly we need a definition of turbulence that is length scale dependent, and which recognizes that one nonlinear force must dominate all other forces within the turbulent range of scales. No other definition can permit the universal similarity hypothesized by Kolmogorov based on the length scale  $L_K = (\epsilon / \nu^3)^{1/4}$  and the time scale  $T_K = (\epsilon / \nu^3)^{1/2}$ , where  $\nu$  is the kinematic viscosity of the fluid and  $\epsilon$  is the viscous dissipation rate of kinetic energy.

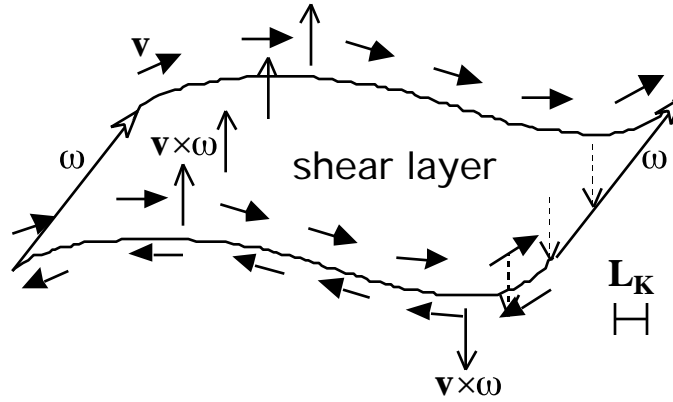
The inertial-vortex force per unit mass  $\mathbf{v} \times \boldsymbol{\omega}$  is the nonlinear force that causes turbulence and the turbulence cascade, where  $\mathbf{v}$  is the velocity and  $\boldsymbol{\omega} = \nabla \times \mathbf{v}$  is the vorticity. It appears in the conservation of momentum equation written in the form

$$\frac{d\mathbf{v}}{dt} = -\frac{1}{\rho} \nabla p + \mathbf{v} \times \boldsymbol{\omega} + \mathbf{F}_b + \mathbf{F}_C + \mathbf{F}_v + \dots \quad (1)$$

where  $B$  is the Bernoulli group of mechanical energy terms  $p/\rho + v^2/2 + gz$ ,  $p$  is the pressure,  $\rho$  is the density,  $g$  is the acceleration of gravity,  $z$  is the distance above a reference level,  $\mathbf{F}_b$  is the buoyancy force,  $\mathbf{F}_C$  is the Coriolis force,  $\mathbf{F}_v$  is the viscous force, and other forces are neglected. The Froude, Rossby and Reynolds numbers  $Fr$ ,  $Ro$ , and  $Re$  are ratios of  $\mathbf{v} \times \boldsymbol{\omega}$  to  $\mathbf{F}_b$ ,  $\mathbf{F}_C$ , and  $\mathbf{F}_v$ , respectively. Turbulence arises when  $B$  is negligible and  $Fr$ ,  $Ro$ ,  $Re$  and all other such dimensionless ratios are greater than critical values, giving

$$\frac{d\mathbf{v}}{dt} = \mathbf{v} \times \boldsymbol{\omega} \quad (2)$$

from (1). Fluid particles are accelerated in a direction perpendicular to both the velocity and vorticity, which is in opposite directions on opposite sides of a shear layer. Because  $\mathbf{v}$  is zero at the shear layer and  $\boldsymbol{\omega}$  is zero far away, a maximum occurs in both the magnitude of  $\mathbf{v} \times \boldsymbol{\omega}$  and the local Reynolds number at distances  $\sim L_K$  above and below any free shear layer of age  $> T_K$ , causing perturbations to be amplified by  $\mathbf{v} \times \boldsymbol{\omega}$  forces, as shown in Fig. 1.



**Figure 1.** Instability of a shear layer to inertial-vortex forces  $\mathbf{v} \times \boldsymbol{\omega}$ . Turbulent eddies form with Kolmogorov time scale  $T_K$  at the Kolmogorov length scale  $L_K$ .


We see from Fig. 1 that the response of any shear layer to inertial-vortex forces is to roll up into an eddy with diameter  $\sim L_K$  in a time  $> T_K$ . This is the basic turbulence mechanism.

Turbulence always occurs at the Kolmogorov length scale and evolves with the Kolmogorov time scale unless it is constrained by walls or forces larger than  $\mathbf{v} \times \boldsymbol{\omega}$ .

Therefore, *turbulence is defined as an eddy-like state of fluid motion where the inertial-vortex forces of the eddies are larger than any other forces that tend to damp the eddies out.* All processes that produce shear layers produce turbulence by the mechanism of Fig. 1. Jets, wakes, boundary layers, and mixing layers are examples where shear layers are produced at solid surfaces, but shear layers can also form and become turbulent without solid boundaries as in the interior of large amplitude internal or surface waves or on tilted density interfaces in gravitational fields.

### 3. Direction of the turbulence cascade

Turbulence always cascades from small scales to large. Eddies form at the Kolmogorov scale (Fig. 1), pair with neighboring eddies, and these pairs pair with neighboring pairs, etc., as shown in Figure 2. Flow over a barrier is given as a generic representation of a wide variety of free shear layer sources that produce turbulence.



**Figure 2.** The turbulence cascade is always from small scales to large. Turbulence induces a random flow of external fluid and kinetic energy from large scales to small, but this is a nonturbulent cascade because this irrotational flow has zero  $\mathbf{v} \times \boldsymbol{\omega}$  forces.

In Fig. 2, the volume of turbulent fluid increases downstream because external fluid with different velocities is entrained to supply the turbulent kinetic energy. Because the external fluid is irrotational, its flow is nonturbulent by definition. Inertial vortex forces in irrotational flows are zero. A nonturbulent energy cascade is induced in the external fluid from large scales to small that may be confused with the turbulence cascade because the external flow is randomized by its turbulent boundary conditions. This is the basis of the commonly accepted misconception that turbulence cascades from large scales to small, and that the cascade of turbulence from small scales to large clearly shown in Fig. 2 represents an inverse cascade that never occurs in three dimensional turbulence. The terminology "inverse cascade" is therefore inappropriate when applied to any turbulent flow.

#### 4. Definition of fossil turbulence

*Fossil turbulence is defined as any fluctuation in a hydrophysical field produced by turbulence that is no longer turbulent at the scale of the fluctuation.* Familiar examples of fossil turbulence include airplane contrails in the stratified atmosphere, skywriting, bubble patches from breaking surface waves, and milk patches in weakly stirred coffee. The time required for a turbulent patch to form by the processes of Figs. 1 and 2 is generally much less than the time required for particle diffusion processes to erase the scars in the numerous hydrophysical fields possibly affected by the turbulence. Most patches of temperature and salinity microstructure detected in the ocean interior are fossilized by buoyancy forces at their larger scales. Most patches of clear air turbulence are strongly fossilized at the scale of the aircraft before they are encountered. Fossil turbulence remnants preserve information about the hydrodynamic state of the fluid and flow that existed previously that may be difficult or impossible to recover otherwise, Gibson 1999.

#### 5. The first turbulence and first fossil turbulence

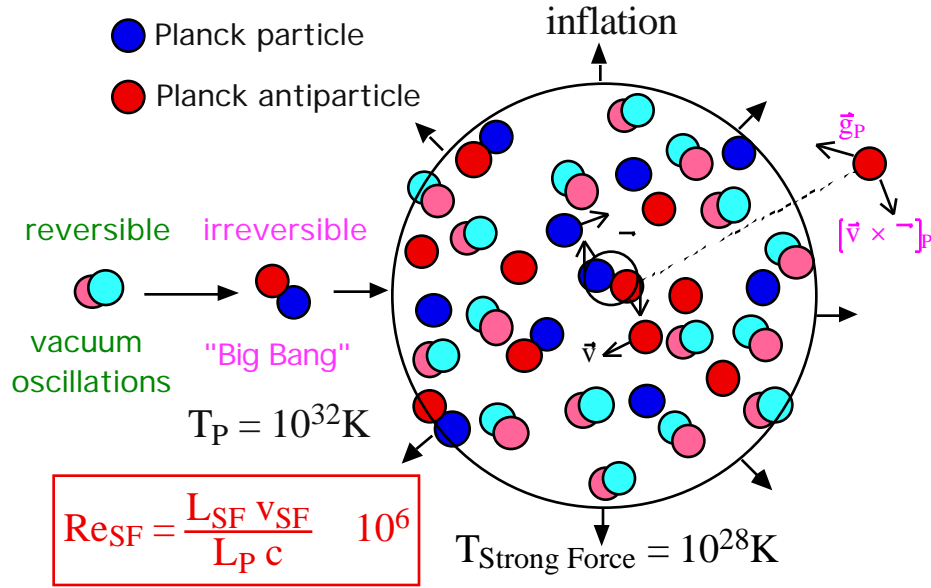
According to the standard model of the hot big-bang universe, space-time-energy emerged from the vacuum spontaneously at Planck scales because of the slight possibility of such an event allowed by Heisenberg's uncertainty principle, which states that the uncertainty of the energy of a particle  $E$  multiplied by the uncertainty of its time of existence  $\Delta t$  is a constant  $h$ , termed the Planck constant. The Planck mass  $m_P = (hc/G)^{1/2}$  is where the Compton wavelength  $L_C = h/mc$  of an object with mass  $m$  equals the Schwarzschild radius  $L_S = Gm/c^2$  of a black hole, where  $c$  is the speed of light and  $G$  is Newton's gravitational constant. The Planck entropy  $S_P$  is equal to the Boltzmann constant  $k$ , and gives a minimum black hole specific entropy  $s_P = S_P/m_P$ , maximum black hole temperature  $T_P = (c^5 h/Gk^2)^{1/2}$ , and minimum black hole evaporation time  $t_P = (hG/c^5)^{1/2}$ , Greene 1999. Grand unified theories suggest all forces of nature (weak, strong, electromagnetic, gravity) are equivalent at the Planck temperature and are quantized by vibrations of complex stringlike objects at Planck scales. These relatively simple conditions permit a high Reynolds number turbulent and turbulent mixing interpretation for the quantum gravitational dynamics (QGD) of the big bang. Figure 3 gives the Heisenberg, Compton and Schwarzschild equations, fundamental constants, Planck  $m$ ,  $L$ ,  $t$ , and  $T$  scales, and the Planck parameters of the first turbulence. Substituting the Planck viscosity  $\mu_P = c^2 t_P$  and Planck dissipation rate  $\epsilon_P$  (Fig. 3) into the definitions of the Kolmogorov length and time scales give  $L_K = L_P$  and  $T_K = t_P$ . The Planck thermal diffusivity  $\kappa_P = c^2 t_P$ , so the Batchelor scale  $L_B = (\nu/\kappa)^{-1/2} L_K$  also equals  $L_P$ , where  $\nu/\kappa$  is the Prandtl number  $Pr = 1$ .

$$\begin{aligned}
h &= E \times t = E_P t_P \\
L_{\text{Compton}} &= h/mc = L_{\text{Schwarzschild}} = Gm/c^2 \\
\text{when } m &= m_P = [ch/G]^{1/2} \\
c &= 3 \times 10^8 \text{ m s}^{-1} & m_P &= [ch/G]^{1/2} = 2.12 \times 10^{-8} \text{ kg} \\
h &= 1.05 \times 10^{-34} \text{ kg m}^2 \text{ s}^{-1} & L_P &= [hG/c^3]^{1/2} = 1.62 \times 10^{-35} \text{ m} \\
G &= 6.67 \times 10^{-11} \text{ m}^3 \text{ kg}^{-1} \text{ s}^{-2} & t_P &= [hG/c^5]^{1/2} = 5.41 \times 10^{-44} \text{ s} \\
k &= 1.38 \times 10^{-23} \text{ kg m}^2 \text{ s}^{-2} \text{ K}^{-1} & T_P &= [c^5 h / G k^2]^{1/2} = 1.40 \times 10^{32} \text{ K} \\
E_P &= [c^5 h / G]^{1/2} = 1.94 \times 10^9 \text{ kg m}^2 \text{ s}^{-2} \\
P_P &= c^5 / G = 3.64 \times 10^{52} \text{ kg m}^2 \text{ s}^{-3} \\
\rho_P &= [c^9 / hG]^{1/2} = 1.72 \times 10^{60} \text{ m}^2 \text{ s}^{-3} \\
s_P &= [k^2 G / ch]^{1/2} = 6.35 \times 10^{-16} \text{ m}^2 \text{ s}^{-2} \text{ K}^{-1} \\
\mu_P &= c^5 / hG^2 = 5.4 \times 10^{96} \text{ kg m}^{-3} \\
F_{GP} &= Gm_P^2 / L_P^2 = 1.1 \times 10^{44} \text{ kg m s}^{-2} \\
[\vec{v} \times \omega]_P &= g_P = [c^7 / hG]^{1/2} = 5.7 \times 10^{51} \text{ m s}^{-2}
\end{aligned}$$

**Figure 3.** Planck scales and Planck parameters of the first turbulence.

The Planck mass, length, time, and temperature scales can be found by dimensional analysis from the fundamental constants  $c$ ,  $h$ ,  $G$ , and  $k$ . Planck energy, power, viscous dissipation rate, specific entropy, density and gravitational force scales of Fig. 3 can be found this way or by combinations of  $m_P$ ,  $L_P$ ,  $t_P$ , and  $T_P$ . For example, the Planck inertial-vortex force per unit mass  $[\vec{v} \times \omega]_P = L_P / t_P^2$  equals the Planck gravitational force per unit mass  $g_P = F_{GP} / m_P = [c^7 / hG]^{1/2} = 5.7 \times 10^{51} \text{ m s}^{-2}$  (Fig. 3 bottom line).

Once the first Planck particle and antiparticle emerge, their enormous temperatures increase the probability of more particle pairs forming nearby, causing the cascade to larger and larger scales that formed our present universe. Random interactions between particles and rotating pairs of particles caused larger scale aggregations of pairs with the same rotational sense, just like the turbulence cascade of Fig. 2. Entropy productions resulting from this turbulent mixing of velocity and temperature fluctuations in the initial expanding universe are equivalent to entropy productions from viscous and temperature dissipation rates and in less exotic turbulent mixing flows, so that the temperature spectrum  $T$  should depend only on these rates and the wavenumber  $k$ , giving  $T = \text{const} \cdot k^{-1/3} k^{-5/3}$  by dimensional analysis with a universal constant of order 1. Figure 4 illustrates the mechanism.



**Figure 4.** Physical process of the first turbulence. Reversible vacuum oscillations at Planck scales have a finite probability of irreversibly forming a Planck particle-antiparticle pair which can trigger the formation of the universe. Quantized rotation states (center) produce gravitational inertial-vortex forces (upper right) that diffuse the spin, slow the annihilation, and homogenize the velocity and temperature fluctuations by turbulent eddy formation and mixing until the strong force freeze-out temperature is reached. Inflation then fossilizes the turbulent temperature field.

Because the temperatures of the quantum gravitational epoch were too high for small particles to exist, momentum transport was only by short range Planck particle interactions, giving small kinematic viscosities  $\nu_P = c L_P$  and large Reynolds numbers  $\text{Re} = v L / c L_P$  at scale  $L$  with velocity  $v = (2kT)^{1/2}$ . According to inflation theory, Guth 1997, the big bang cascade terminates when temperatures decrease to the strong force freeze-out temperature  $T_{\text{SF}} = 10^{28} \text{K}$  at time  $10^{-35}$  seconds where quarks and gluons form, with  $L = L_{\text{SF}} = 10^8 L_P$  and  $v_{\text{SF}} = 10^{-2} c$ , giving a Reynolds number or order  $10^6$  as shown in Fig. 4. The only heavy particle stable in the temperature range  $T_P > T > T_{\text{SF}}$  is the magnetic monopole with mass about  $10^{-2} m_P$ . Guth found that the lack of observed magnetic monopoles implies an inflationary epoch between time  $t = 10^{-35}$  and  $10^{-33} \text{s}$ , driven by the equivalent of antigravity forces from a false vacuum negative pressure. During the inflationary epoch, space stretched by a factor of about  $10^{25}$ , so that the Planck scale fluctuations at  $10^{-35} \text{m}$  were stretched to  $10^{-10} \text{m}$ , and the strong force scale fluctuations at  $ct_{\text{SF}} = 3 \times 10^{-27} \text{m}$  were stretched to  $3 \times 10^{-2} \text{m}$ . All the temperature fluctuations of the first turbulence were stretched by this exponential inflation of space to scales much larger than the horizon scale  $L_H = ct$  of

$3 \times 10^{-25}$  m existing at the end of the inflation epoch  $10^{-33}$  s, thus producing the first fossil temperature turbulence. The expected spectrum for high Reynolds number turbulent temperature fluctuations is the universal Corrsin-Obukhov form  $T = -1/3 k^{-5/3}$ , where  $k$  is in the range  $1/L_{\text{HSF}} > k > 1/L_P = 1/L_B$ .

The fossilized temperature turbulence fluctuations continued to stretch as the universe expanded, from the general relativity theory of Einstein. Fossil Planck scale fluctuations reentered the horizon first because they have the smallest scales, but by this time the universe has cooled to the electroweak freeze-out temperature so that radiation in the form of neutrinos and photons with mean free paths much larger than the ion separations provided viscosities sufficient to damp out any turbulence, Gibson 2000. Because nuclear reactions are very sensitive to temperature, these temperature fossils of the first turbulence imprinted the mass density and species concentrations of light elements formed by nucleosynthesis when the first protons, electrons, neutrons and alpha particles were formed before  $t = 10^2$  s, Weinberg 1977, converting the temperature fossil to density and concentration fossils. Further cooling decreased the neutrino-electron scattering cross section to negligible levels. The universe became completely transparent to all neutrino species after about  $10^2$  s, Weinberg 1972, producing a cosmic neutrino radiation background picture of the universe at this neutrino decoupling time that may some day be observed when neutrino telescopes are invented.

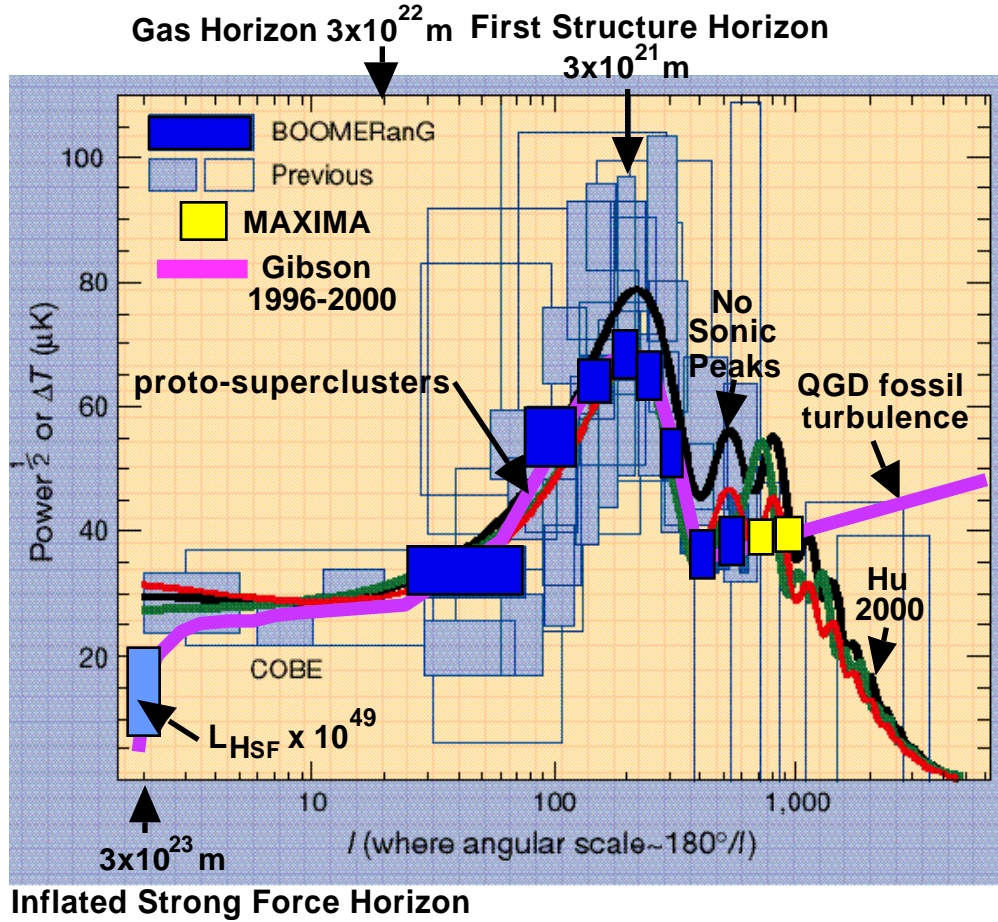
Photon viscosity values produced viscous-gravitational scales larger than the horizon scale  $L_H$  until just before the time of first structure at  $10^{12}$  s, Gibson 1996, when the proto-supercluster mass of  $10^{46}$  kg just matched the horizon mass  $L_H^3$ , where  $\rho$  is the density computed from general relativity theory, Weinberg 1972. Diffusion of the neutrino-like nonbaryonic dark matter filled the proto-superclustervoids, proto-clustervoids, and proto-galaxyvoids formed in the plasma epoch, reducing gravitational driving forces and arresting further structure formation until after the plasma-gas transition time  $10^{13}$  s (300,000 years) when the temperature was about 3000 K, Gibson 2000. At that time atoms formed and photons decoupled from electrons, giving the cosmic microwave background (CMB) image of the universe that we observe today, redshifted by the expansion of the universe by a factor of 1000 into the microwave bandwidth from the original white-hot visible frequencies.

## 6. Discussion

High resolution maps and spectra of CMB temperature fluctuations have recently been obtained from telescopes carried by balloons to altitudes above atmospheric interference, extending the 1989 Cosmic Background Experiment (COBE) space telescope

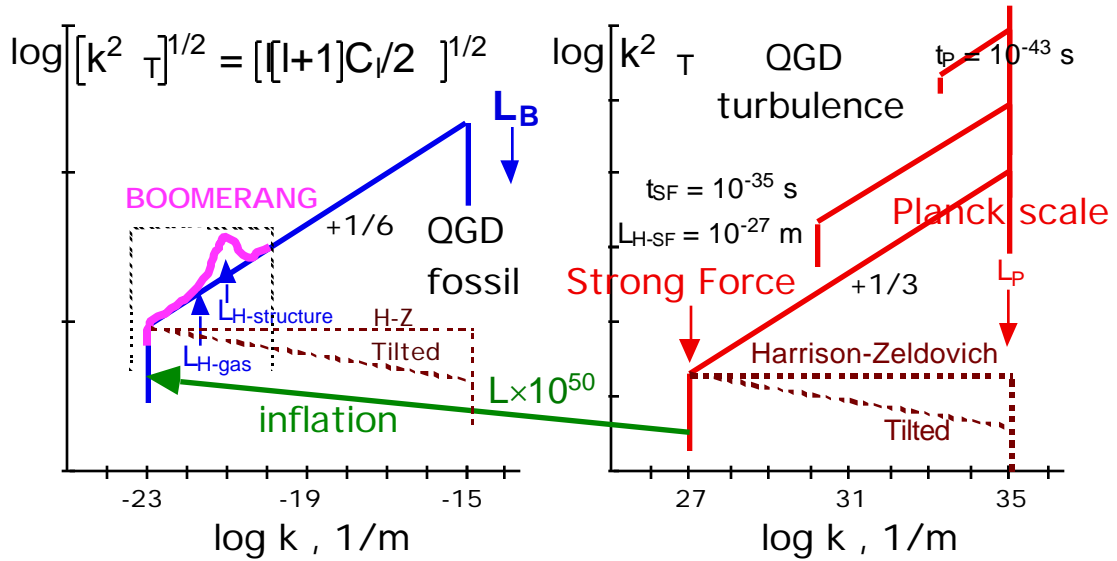


observations to smaller scales and higher precision. A comparison of observed and theoretical temperature spectra is shown in Figure 5.



**Figure 5.** Cosmic microwave background temperature spectra ( $k = l$ ) compared to standard cosmological models (from the Figure in Hu 2000) and the Gibson 1996-2000 predictions of early structure and QGD fossil turbulence  $\sim k^{1/6}$ . The largest scale (all sky) COBE point (missing from the Hu figure) shows a significant decrease as expected for the strong force horizon scale  $L_{H-SF}$  inflated by a factor of  $10^{50}$ . The more precise BOOMERanG and MAXIMA points are in poor agreement with the sonic peaks plus Tilted forms assumed by the standard models. The peak at wavelength  $3 \times 10^{21}$  m represents the first structure formation at smaller scales and earlier times than the gas-plasma horizon wavelength  $= 2 L_H = 10^{22}$  meters. The expected Planck scale peak is off-scale to the right at  $= 3 \times 10^{15}$  m and  $T = 430 \mu K$  (see Fig. 6).

As shown in Fig. 5, the theoretical predictions of standard cosmological models and the present theory strongly diverge at high wavenumbers. The Harrison-Zel'dovich  $k^2$  dissipation spectral form is flat. Tilted forms have decreasing tails (Hu 2000, Fig. 5) for large  $k$  and large Legendre multipole index  $l$ . In Figure 6 (dashed box) the bump marked BOOMERANG represents the prominent peak of Fig. 5. The peak occurs at a wavelength  $= 2 \text{ ct}/3^{1/2}$  corresponding to the sound speed of the plasma epoch, where  $c$  is the speed of light, which has been taken by several authors to be evidence that the peak represents sonic oscillations of the plasma. However, Gibson 2000 argues that all plasma sonic oscillations are strongly damped by photon-viscous forces due to Thomson scattering of photons with electrons that are strongly coupled to ions by electric forces, and that the spectral peak of Fig. 5 represents an earlier, smaller, horizon scale  $L_{\text{H-structure}}$  of proto-superclustervoid structures of the first gravitational instability.



**Figure 6.** Dissipation spectra for QGD temperature fluctuations. On the right, the present theory predicts turbulent mixing spectral forms that peak at the smallest scale, compared to flat Harrison-Zel'dovich and Tilted forms that peak at the largest scale. A schematic version of the fossilized spectra are shown on the left, after inflation by  $10^{50}$  as indicated by observations in Fig. 5 (box). All fluctuations are larger than the Batchelor scale of diffusive damping  $L_B$  of about  $10^{14}$  m for ions in the plasma.

The suggested interpretations of the observations of Fig. 5 are shown schematically in Fig. 6, where spectral forms are extended by 5 decades to the fossilized turbulent Planck scale. If a QGD fossil turbulence spectrum were used with the sonic standard model predictions instead of the Tilted forms, the higher order sonic peaks would become even

more inconsistent with the data and the interpretation of the primary peak as a sonic oscillation even less tenable. Higher resolution, higher precision CMB observations planned from balloons and new space telescopes may resolve the contradictory predictions in Figs. 5 and 6. If the peak is not due to sonic oscillations, then the Gibson 1996 suggestion that it reflects the first gravitational formation of structure in the plasma epoch is supported, contrary to the Jeans 1902 sonic criterion for gravitational structure formation.

The Jeans criterion follows from a linear perturbation analysis of the inviscid Euler equations with gravity, reducing the stability problem to one of gravitational acoustics. By the Jeans theory, sound waves are unstable in a gas of density  $\rho$  if the time  $L/V_S$  required to propagate a wavelength  $L$  at sound speed  $V_S$  is greater than the time required for gravitational freefall  $(G\rho)^{-1/2}$ . Density fluctuations smaller than the Jeans scale  $L_J = V_S(G\rho)^{-1/2}$  are assumed to be gravitationally stable in standard cosmological models, where  $G$  is Newton's gravitational constant (Fig. 3). However, Gibson 1996 and Gibson 2000 suggest that viscous, turbulent, and other forces determine the true length scale criteria for gravitational structure formation, and that structure is nucleated by nonacoustic density fluctuations not sound. The horizon scale  $L_H$  in the plasma epoch is always smaller than  $L_J$ , which is the argument against plasma epoch structure formation in standard cosmological models such as Weinberg 1972, Silk 1989, Kolb and Turner 1990, Peebles 1993, Padmanabhan 1993 and Rees 2000. Here it is suggested that the Jeans criterion is irrelevant to both the plasma and gas epochs, and that the spectral peak of Fig. 5 is due to structure formation nucleated by the fossil density fluctuations from the first turbulence at viscous-gravitational and turbulent-gravitational scales in the plasma as soon as they became smaller than  $L_H$ . This occurred at about  $t = 10^{12}$  s, or 30,000 years, so supercluster masses were the first gravitational structures to form, rather than the last as assumed in standard cosmological models.

## 7. Conclusions

The chaotic quantum gravitational dynamics (QGD) epoch at Planck scales in the beginning of the universe (Section 5) satisfies the proposed definition of turbulence (Section 2) and the proposed direction of the turbulent cascade (Section 3). Because of the simplicity of this hot big-bang turbulence, Kolmogorov universal similarity of the velocity fluctuations and Corrsin-Obukhov-Batchelor universal similarity of the temperature fluctuations in the expanding, cooling, universe are indicated, with maximum amplitude of the temperature gradient spectrum occurring at the small Prandtl length scale source of the temperature fluctuations before fossilization. Inflation of space at the strong-force-freeze-out temperature fossilized eight decades of turbulent temperature fluctuations by stretching

beyond the horizon scale of causal connection, and these provided the chaotic seeds for nucleosynthesis and gravitational structure formation after they reentered the horizon. Baryonic (ordinary) matter concentrations preserved the fossil temperature turbulence patterns formed in the QGD epoch as density and light element concentration fluctuations, which reappear as temperature fluctuations in the cosmic microwave background (CMB) by the gravitational Sachs-Wolfe red shift mechanism.

Observations of CMB temperature fluctuations are compared to predictions from the present theory and standard cosmological models in Figures 5 and 6 of Section 6. Using the proposed QGD fossil turbulence spectral form rather than the Harrison-Zel'dovich or Tilted forms argues against a sonic interpretation of the spectrum. Higher order harmonic peaks that should be observed if the primary peak is from sonic oscillations are not observed even assuming tilted QGD spectra, and would be completely ruled out by the present QGD fossil temperature turbulence theory. If future CMB measurements support the increasing spectral levels at small scales predicted by the present theory rather than the Tilted forms of Hu 2000, as shown in Fig. 5, the interpretation of the CMB spectral peak as sonic may be excluded, along with the Jeans 1902 criterion for gravitational structure formation and several cosmological and astrophysical models of structure formation that rely on Jeans's criterion.

## 8. References

- Gibson, C. H., "Kolmogorov similarity hypotheses for scalar fields: sampling intermittent turbulent mixing in the ocean and Galaxy", in "Turbulence and Stochastic Processes: Kolmogorov's Ideas 50 Years On", Proceedings of the Royal Society London, Ser. A, V434 N1890, 149-164, 1991.
- Gibson, C. H., "Turbulence in the ocean, atmosphere, galaxy, and universe," Applied Mechanics Reviews, 49:5, 299-315, 1996.
- Gibson, C. H., "Fossil turbulence revisited", Journal of Marine Systems, vol. 21, nos. 1-4, 147-167, 1999.
- Gibson, C. H., "Turbulent mixing, diffusion and gravity in the formation of cosmological structures: the fluid mechanics of dark matter", Journal of Fluids Engineering, 122, 830-835, 2000.
- Greene, Brian, "The Elegant Universe", Norton, NY, 1999.
- Guth, Alan, "The Inflationary Universe", Addison Wesley, 1997.
- Hu, Wayne, "Ringing in the new cosmology", Nature, 404 (2000), 939.
- Jeans, J. H., "The stability of a spherical nebula", Phil. Trans. R. Soc. Lond. A, 199, 1, 1902.

- Kolb, E. W. and M. S. Turner, "The Early Universe", Addison Wesley, NY, 1990.
- Padmanabhan, T., "Structure Formation in the Universe", Cambridge University Press, Cambridge UK, 1993.
- Peebles, P. J. E., "Principles of Physical Cosmology", Princeton University Press, Princeton, NJ, 1993.
- Rees, Martin, "New Perspectives in Astrophysical Cosmology", Cambridge University Press, UK, 2000.
- Silk, Joseph, "The Big Bang", W. H. Freeman and Company, NY, 1989.
- Weinberg, S., "Gravitation and Cosmology: Principles and Applications of the General Theory of Relativity", John Wiley & Sons, New York, 1972.
- Weinberg, S., "The First Three Minutes", Basic Books, Inc., Publishers, New York, 1977.