

# FUNDAMENTAL STATES OF ACCRETION/JET CONFIGURATION AND THE BLACK HOLE CANDIDATE GRS1915+105

SANDIP K. CHAKRABARTI<sup>1</sup> AND ANUJ NANDI  
*S. N. Bose National Centre For Basic Sciences*  
*JD Block, Salt Lake, Sector-III, Calcutta-700098, India*  
*email: chakraba@boson.bose.res.in, anuj@boson.bose.res.in*

**Abstract.** Advective disk paradigm of black hole accretion includes self-consistent formation of shocks and outflows from post-shock region. We apply this paradigm to understand rich variation of the light curve of the black hole candidate GRS1915+105. We propose that out of five possible *fundamental states* the black hole candidate GRS1915+105 moves around among three of them creating all possible observed light curves.

**Keywords:** : Black Holes, X-Ray Sources, Stars:individual (GRS1915+105)  
**PACS Nos.** : 04.70.-s, 97.60.Lf, 98.70.Qy  
<sup>1</sup> Also, Honorary Scientist at Centre for Space Physics, IA-212, Salt Lake City, Sector-III, Calcutta-700097

Submitted October, 2000 to Indian Journal of Physics; In press.

## 1. Introduction

Chakrabarti [1-2] pointed out that considerable amount of outflow could be generated from the centrifugal pressure supported boundary layer (CENBOL) of a black hole. Indeed, it was shown that when the shock is weak (compression ratio  $R \sim 1$ ), the outflow must be negligible and when the shock is strong ( $R \sim 4 - 7$ ), the outflow is small but non-negligible. However, for the intermediate shock strength ( $R \sim 2 - 3$ ) the outflow rate is very large – close to thirty percent of the inflow rate. Subsequently, Chakrabarti [3] showed that the slope of the hard-tail of the spectrum of a black hole must become larger in presence of outflows from the CENBOL region and conversely, if external matter is added to CENBOL for the same intensity of soft photons (from the Keplerian disk), the spectral slope must become

smaller. In other words, hard-state spectrum should be softened and soft-state spectrum should be hardened. This has also been observed to be the case [4].

Another important phenomenon involving outflow is its periodic cooling by Compton scattering. When the outflow rate is large, the slowly moving subsonic region could be catastrophically cooled down by soft photons from the Keplerian disk [3,5]. The sonic surface of the cooler outflow comes closer to the black hole horizon and the flow separates into two parts. Matter from the region above the new sonic sphere separates supersonically as blobs, and matter below the new sonic sphere returns back to the accretion disk. This causes enhancement of accretion rates of the disk temporarily in a very short time-scale and could produce interesting temporal variation of the photon flux.

Meanwhile, Belloni et al. [6] and Nandi et al. [7] classified all possible types of light curves of a very exciting black hole candidate GRS1915+105. B2000 divided the light curves in twelve types (termed as  $\phi$ ,  $\kappa$ ,  $\gamma$ ,  $\mu$ ,  $\delta$ ,  $\theta$ ,  $\lambda$ ,  $\kappa$ ,  $\rho$ ,  $\nu$ ,  $\alpha$  and  $\beta$ ) and N2000 divided the light curves in four fundamental classes (Hard, Soft, Semi-Soft and Intermediate). Belloni et al. [6] mentioned that from the spectral point of view, however, one could imagine that there are three types of States: A, B and C combining which these light curves could be generated. In the present *Rapid Communication*, we claim that existence of these states *fundamental states* cannot be understood by a standard Keplerian disk model and can be easily understood from the advective disk paradigm. In the next Section, we present the backbone solutions of the advective disk. In §3, we discuss five fundamental states which are formed out of these backbone solution and show that the states A, B and C of the black hole candidate GRS1915+105 [6] comprise three of them. Finally in §4, we draw our conclusions.

## 2. Backbone solutions of Advective Accretion

Equations governing advective accretion disks in pseudo-Newtonian geometry and in Kerr geometry were presented elsewhere and will not be repeated here [8-9]. It is observed that there are a total of eight different types of solutions [9] which are denoted as:

O: Flow passing through the outer sonic point only.

I: Flow passing through the inner sonic point only.

SA: Flow has two saddle type sonic points, and a steady shock forms in accretion.

NSA: Same as SA but no steady shocks can form. Shocks are oscillatory.

SW: Same as SA but steady shocks form only in winds.

NSW: Same as SW but oscillatory shocks form in winds.

$I^*$ : Incomplete solution with inner sonic point.

$O^*$ : Incomplete solution with outer sonic point.

In Fig. 1, one solution (in Kerr geometry) from each type is shown in Mach number (y-axis) vs.  $\log(r)$  (x-axis) plane. Vertical equilibrium and axi-symmetry have been assumed. For each of the solutions we also present the schematic diagram of the nature of the flow. Transverse thickness is estimated from the assumption of vertical equilibrium  $h \sim ar^{1/2}(r-1)$ , where  $r$  is the radial distance in units of Schwarzschild radius  $r_g = 2GM_B/c^2$  ( $M_B$  is the black hole mass and  $G$  and  $c$  are the gravitational constant and velocity of light respectively.). One notes that close to the black hole, matter is puffed up since its temperature is higher. Non-steady solutions have been represented by turbulence [in (g) and (h)].

When viscosity is added, closed topology of the solutions shown above open up [8] and the flow can join with a Keplerian disk. The specific energy of a Keplerian flow:

$$\mathcal{E} = \frac{1}{2}v^2 + na^2 + \frac{\lambda^2}{2r^2} - \frac{1}{2(r-1)} \quad (1)$$

where,  $n$  is the polytropic constant,  $v$  is the radial velocity,  $a$  is the sound velocity and  $\lambda$  is the specific angular momentum respectively. For a cooler flow,  $\mathcal{E}$  is negative, but for a hotter flow  $a$ , particularly away from the equatorial plane (so that the last term in Eq. 1 is small), the energy could be positive. In case matter brings in magnetic field its dissipation would raise the energy to a positive value so that shocks may form in a steady flow. In a non-steady flow such restrictions do not apply and oscillating shocks may form even with bound flows [10-11].

Fig. 2 shows the representative solutions in a viscous flow and how a realistic disk looks like. In (a), flow viscosity is smaller than the critical value [8] and shocks can form and outflows are produced from CENBOL as in Fig. 1. In (b), flow viscosity is higher than the critical value [8] and there are two solutions: one is mostly Keplerian (optically thick) till it passes through the inner sonic point, and the other is Keplerian farther out and passes through the outer sonic point. This is the optically thin branch of the solution.

### 3. Fundamental States of a Realistic Accretion Flow

One could combine solutions in 1(a-h) and 2(a-b) to obtain realistic accretion-wind systems around a black hole. Viscosity is considered to be high in the equatorial plane and smaller away from the plane. From Fig. 2(b) equatorial flow will be Keplerian closer to the black hole, and solutions of Fig. 2(a)

would cover above and below. There are several possibilities for reasonable parameters of a black hole accretion. We name these states according to the way they are commonly perceived in the literature.

1. **Hard State:** The accretion rate in the Keplerian component is low  $\dot{M}_K \sim 0.001 - 0.1$  and that of the sub-Keplerian component is high  $\dot{M}_s \sim 1$ . The combined sub-Keplerian flow enters into the black hole without forming a shock. Fig. 3(a) shows the schematic diagram of the accretion-wind system. *Spectral signature:* Hard state without quasi-periodic oscillation of X-rays.

2. **Off State:** The accretion rates are similar as above, but viscosity is lower than the critical  $\alpha \lesssim 0.01$  ( $\alpha$  is the Shakura-Sunyaev [12] viscosity parameter) so that shocks may form. If cooling rate in the post-shock region roughly agrees with the inflow rate, quasi-periodic oscillation of X-rays could be seen. Outflow is produced which intercepts soft photons from Keplerian disk. Fig. 3(b) shows the schematic diagram. *Spectral signature:* hard state with or without QPO. With time, the spectrum can get softer if the sonic sphere (region till the sonic point in the outflow) gets filled up gradually.

3. **Dip State:** Keplerian accretion rates are higher  $\dot{M}_K \sim 0.1 - 0.3$  and viscosity is also higher  $\alpha \gtrsim 0.01$  or more so that shocks are weaker. Post-shock flow is partly cooled due to Comptonization. Outflow till the sonic sphere has sufficient optical depth that it is cooled by Comptonization. The sonic point comes down as sound speed goes down in this region. Flow which remains sub-sonic with respect to this sonic sphere loses outward drive and returns back to the disk, while the supersonic flow separates as blobs in the jets. Fig. 3(c) shows the schematic diagram. *Spectral signature:* tendency towards softer state and large spectral slope. QPO may or may not be visible as the shock is cooler (with longer cooling time scale) while infall time is shorter since the Keplerian disk moves inward due to larger viscosity.

4. **On State:** Original flow may remain similar to above, but the return flow enhances both Keplerian and sub-Keplerian disk rates last few hundred Schwarzschild radii. Fig. 3(d) shows the schematic diagram. Duration of this state is the duration of drainage of the excess accretion from return flow. *Spectral signature:* softer state with high photon flux. QPO is absent.

5. **Soft State:** Accretion rate of the Keplerian component is high  $\dot{M}_K \gtrsim 0.3\dot{M}_{Edd}$  and the viscosity is high enough so that Keplerian disk moves in all the way to the inner edge of the disk (Fig. 2b). Matter moves almost radially and

transfers its momentum to soft photons (bulk motion Comptonization [13]). Fig. 3(e) shows the schematic diagram. *Spectral signature*: Soft state spectrum without QPO with a weak power-law hard-tail.

Color-Color diagrams [HR1 vs. HR2 diagrams where  $HR1=b/a$  and  $HR2=c/a$  (a:2-5keV, b:5-13keV, c:13-60keV)] showed very intricate structures (shapes of atoll, banana, etc.) [6]. From these, Belloni et al. [6] conclude that there are three distinct States of GRS 1915+105: A (low rate and low HR1, HR2), B (high rate, high HR1) and C (low rate, low HR1, variable HR2 depending on length of the event). According to classifications of Nandi et al. [7], this would correspond to different regions in the softness ratio diagram. It seems that the State C exhibits QPO. State A and state B do not exhibit QPO. More interestingly, except for  $C \rightarrow B$  transition, all other transitions of states are allowed. Nandi et al. [14] found evidence of QPO in some of the State A light curve.

A comparison of the description of the States given above and the description of the fundamental States (1-5), it seems that, for GRS1915+105, data obtained so far suggests that the fundamental states 1 and 5 are missing. States 2-4 can be identified with States C, A and B of Belloni et al. [6] respectively. One can understand a typical evolution of States in the following way: Suppose we start with the State 2 described above. If the accretion rate is generally increased, shock is weakened (compression ratio goes down). There could be two types of high count states (State 3 [dip] and State 4 [On]). After the winds of State 2 fills in the sonic sphere and cools it down by Comptonization, CENBOL and the region till the sonic sphere collapse. This is the State 3. Now there are two possibilities [5]: either the flow separates completely as a blob and returns to State 2 or the flow mostly returns back to the accretion disk and enhances the accretion. This would be the State 4. This may in turn increases the outflow [1-2]. But shock becomes weaker because of post-shock cooling, hence the outflow is very mild, but may remain at the threshold so that a bit more outflow can cause the sonic sphere to collapse again. Thus, occasional trips to State 3 from State 4 is possible. This is regularly observed [6]. Once the enhanced matter is drained out and the shock bounces back to roughly the original location (compatible with its specific energy and angular momentum) State 2 forms again. Since State 2 produce fewer soft photons, State 4 is not directly possible from State 2 without first producing return flow and enhanced accretion. This may explain why a direct transition from State 2 to State 4 has not been seen so far [6].

It is clear that the complex behaviour of GRS1915+105 necessarily requires both Keplerian and sub-Keplerian disks for a proper explanation of the light curve. The return-flow from the cooler wind acts as a non-

linear feedback which can be represented schematically in Fig. 4. Here,  $\dot{M}_K$ ,  $\dot{M}_S$ ,  $\dot{M}_{in}$ ,  $\dot{M}_{rf}$ ,  $\dot{M}_{out}$  and  $\dot{M}_{BH}$  represents Keplerian accretion rate, sub-Keplerian accretion rate, total accretion rate, outflow rate and the rate of actual accretion to the black hole respectively. The soft photon intensity  $S_\gamma$  intercepted by the sonic sphere and the CENBOL is a function of the Keplerian rate.

#### 4. Concluding Remarks

We have presented the fundamental states of a viscous advective disk which includes radiative transfer. We identify that trips through States 2-4 cause the variable light curves in GRS 1915+105. Outflow seems to be a determining factor in switching these states. Numerical simulations showed existence of such outflows [15]. We already noted that the spectral states are related to the outflow rates [5]. Observations also suggest such a possibility [16-17]. We believe that non-linear feed-back from the outflowing wind is essential to understand the variable light curves observed in this black hole candidate. Detailed modeling of these light curves would be presented elsewhere.

#### 5. Acknowledgments

This project is partly supported by a DST grant No. SP/S2/K-14/98.

#### References

- [1] S K Chakrabarti *Ind. J. Phys. (Review)* 72B 183 (1998a)
- [2] S K Chakrabarti *Astron Astrophys.* 351 185 (1999a)
- [3] S K Chakrabarti *Ind. J. Phys.* 72B 565 (1998b)
- [4] S K Chakrabarti, S G Manickam, A Nandi and A R Rao *Astron. Astrophys* (submitted)
- [5] S K Chakrabarti *Ind. J. Phys.* 73B(6) 931 (1999b)
- [6] T Belloni M-K Wolt M Méndez M van Der Klis and J van Paradijs *Astron. Astrophys.* 355 271 (2000)
- [7] A Nandi, S G Manickam and S K Chakrabarti *Ind. J. Phys.* (in press)
- [8] S.K. Chakrabarti 1996 *Astrophys. J.* **464** 646
- [9] S.K. Chakrabarti 1996 *Mon. Not. R. Astron. Soc.* **283** 325
- [10] D Molteni, H Sponholz and S K Chakrabarti 1996 *Astrophys. J.* 457 805 (1996)
- [11] D Ryu, S K Chakrabarti and D Molteni *Astrophys. J.* 474 378 (1997)
- [12] N.I. Shakura and R.A. Sunyaev 1973 *Astron. Astrophys.* **24** 337
- [13] S K Chakrabarti and L G Titarchuk *Astrophys. J.* 455 623 (1995)
- [14] A Nandi, S G Manickam A R Rao and S K Chakrabarti *Mon. Not. R. Astron. Soc.* (in press)
- [15] D. Molteni, G. Lanzafame and S.K. Chakrabarti 1994 *Astrophys. J.* **425** 161
- [16] V Dhawan, I F Mirabel and L F Rodriguez ApJ, submitted. (2000)
- [17] R Fender, in *Proc. ESO workshop 'Black Holes in binaries and galactic nuclei'*, Eds L Kaper, E P J van den Heuvel and P A Woudt, Springer-Verlag (in press)

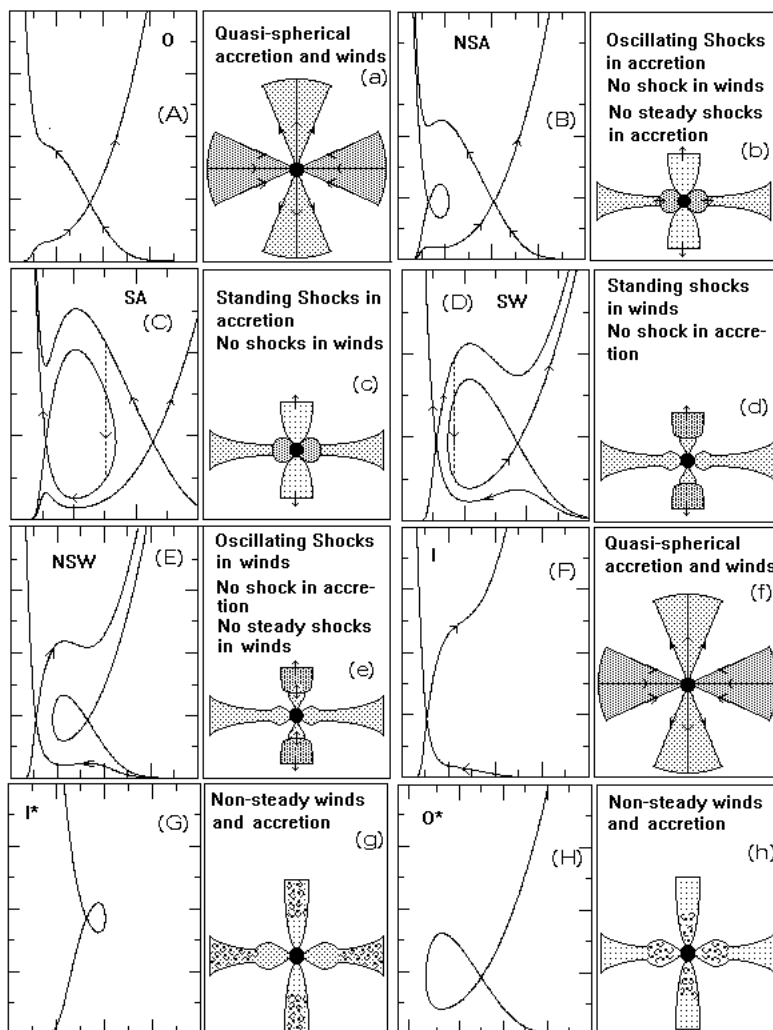
Figure Captions

Fig. 1: All possible representative solutions of an inviscid advective flow (A-H) and the nature of the disk-jet system (a-h). In the solutions, Mach numbers (y-axis) are plotted against logarithmic radial distance (x-axis).

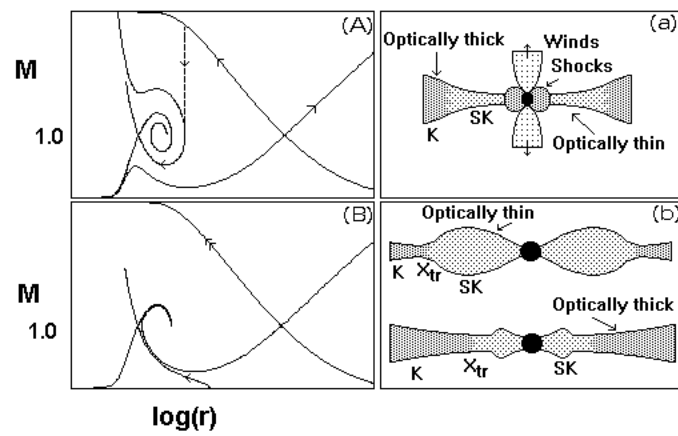
Fig. 2: Same as Fig. 1 but for a viscous flow. (a) Viscosity smaller than the critical value and (b) larger than the critical value.

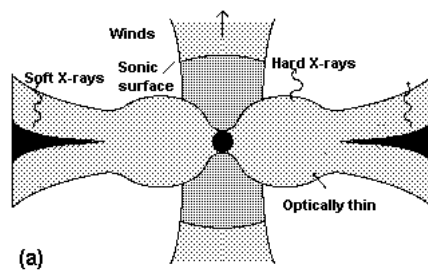
Fig. 3: Fundamental States of the black hole accretion-jet system obtained by combining backbone solutions of Fig. 1 and Fig. 2. (a) Hard State, (b) Off State, (c) Dip State, (d) On State and (e) Soft State.

Fig. 4: Schematic diagram stressing non-linearity induced by the return flow from the jet to the disk. Varieties of the light curve of GRS1915+105 is expected to be generated because of this non-linearity.

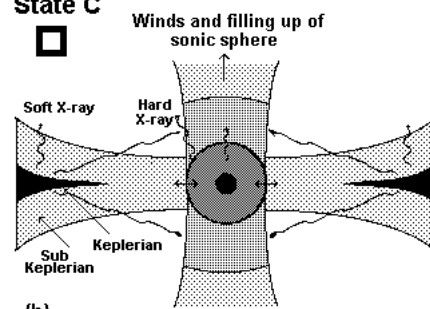




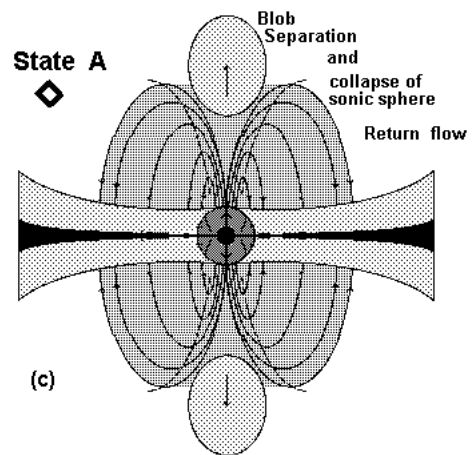




**State C**



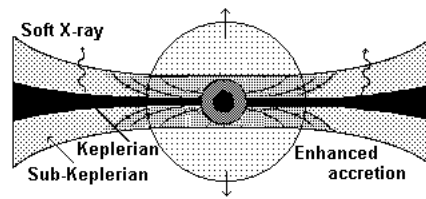
(b)



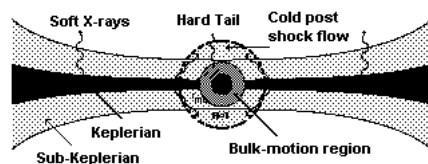
**State B**



Winds with possibilities of  
repeated cooling and  
collapse



(d)



(e)

