

TABLE 6
NONTRIGGERED GRB CATALOG

Name (NTB) Date (TJD) Time (s UT)	R.A. ($^{\circ}$) Decl. ($^{\circ}$) Err. ($^{\circ}$)	C_{\max}/C_{\min} (4.096 s) (8.192 s)	C_{\min} (4.096 s) (8.192 s)	T_{50} (s) T_{90} (s)	P ($\text{ph cm}^{-2} \text{s}^{-1}$) F (erg cm^{-2}) (50–300 keV)
911214.77	81.8	1.55	113	3.07 \pm 1.45	0.50 \pm 0.08
8604	-46.1	2.25	218	7.17 \pm 1.45	(4.87 \pm 0.17)E-7
67344.5	13.0	2.10	322		
911216.20	94.3	2.93	142	35.84 \pm 3.24	0.46 \pm 0.05
8606	5.3	5.19	283	(1.22 \pm 0.10)E+2	(3.38 \pm 0.12)E-6
18008.2	2.1	6.92	393		
911217.40	176.7	1.42	147	...	0.20 \pm 0.04
8607	57.5	1.32	379	4.10 \pm 2.05	(8.76 \pm 0.18)E-8
35298.4	21.3		
911220.57	47.2	5.05	131	5.12 \pm 1.45	0.80 \pm 0.05
8610	82.6	9.65	247	12.29 \pm 2.29	(1.48 \pm 0.10)E-6
49938.5	2.7	10.75	341		
911222.86	344.2	1.49	151	14.34 \pm 2.29	0.22 \pm 0.04
8612	65.7	2.70	315	38.91 \pm 12.33	(5.46 \pm 0.06)E-7
74410.1	7.7	3.22	436		
911224.69	140.6	1.35	115	17.41 \pm 1.45	0.17 \pm 0.04
8614	12.0	2.42	266	43.01 \pm 10.29	(7.48 \pm 0.49)E-7
59873.4	8.1	2.79	327		
911225.65	149.3	1.38	157	12.29 \pm 2.29	0.19 \pm 0.04
8615	24.5	2.26	295	27.65 \pm 18.69	(3.25 \pm 0.29)E-7
56521.8	14.2	2.44	452		
911228.81	138.4	5.30	184	...	1.40 \pm 0.08
8618	20.7	2.97	303	2.05 \pm 1.02	(4.04 \pm 0.11)E-7
70058.1	16.4	2.36	453		
920107.89	211.8	1.31	189	41.98 \pm 2.29	0.18 \pm 0.04
8628	-16.6	2.39	375	(1.15 \pm 0.07)E+2	(1.27 \pm 0.08)E-6
77342.8	5.0	3.11	505		
920117.42	52.1	1.74	120	17.41 \pm 1.45	0.41 \pm 0.05
8638	-46.8	3.21	237	47.10 \pm 7.24	(1.07 \pm 0.15)E-6
36696.2	2.7	3.79	340		
920120.00	182.6	1.65	174	12.29 \pm 1.45	0.24 \pm 0.04
8641	-9.3	2.71	345	29.70 \pm 2.29	(5.10 \pm 0.66)E-7
656.5	4.1	3.18	509		
920121.55	144.9	23.55 \pm 1.45	0.10 \pm 0.04
8642	-0.1	1.17	233	53.25 \pm 1.45	(2.02 \pm 0.10)E-7
48109.7	30.6	1.47	354		
920123.22	11.6	1.57	183	10.24 \pm 1.45	0.22 \pm 0.04
8644	22.9	2.82	361	33.79 \pm 7.24	(6.35 \pm 0.60)E-7
19017.8	4.7	3.71	515		
920126.26	34.7	3.13	147	...	0.77 \pm 0.07
8647	-37.1	2.19	250	4.10 \pm 2.05	(2.44 \pm 0.06)E-7
22582.4	7.6	1.43	322		
920128.14	155.3	3.40	173	2.05 \pm 1.45	0.60 \pm 0.05
8649	-25.2	3.99	310	9.22 \pm 5.22	(3.02 \pm 0.77)E-7
12897.4	5.3	3.21	480		
920128.93	36.0	1.16	155	21.50 \pm 2.29	0.17 \pm 0.04
8649	-8.9	1.85	238	75.78 \pm 9.27	(7.10 \pm 0.35)E-7
80843.9	21.2	2.06	329		
920130.58	227.0	1.56	148	...	0.43 \pm 0.07
8651	-23.5	1.56	347	5.12 \pm 3.07	(2.04 \pm 0.05)E-7
50457.7	19.5	1.22	389		
920202.80	248.6	5.12 \pm 1.45	(8.07 \pm 3.05)E-2
8654	86.1	1.68	300	21.50 \pm 6.23	(1.62 \pm 0.33)E-7
69197.9	19.3	1.94	432		
920214.98	123.5	4.51	165	12.29 \pm 1.45	0.65 \pm 0.05
8666	-18.8	8.35	323	40.96 \pm 1.45	(2.31 \pm 0.09)E-6
85364.8	1.4	11.52	473		
920215.81	248.0	1.17	163	6.14 \pm 1.45	0.17 \pm 0.04
8667	-44.6	2.10	372	13.31 \pm 3.69	(3.14 \pm 0.72)E-7
70585.5	11.1	2.80	562		
920215.84	230.9	1.17	173	3.07 \pm 2.29	0.17 \pm 0.04
8667	23.1	1.77	365	15.36 \pm 6.56	(1.38 \pm 0.04)E-7
73237.6	17.7	1.47	459		
920216.52	240.5	1.40	133	9.22 \pm 2.29	0.19 \pm 0.04
8668	17.6	2.31	344	24.58 \pm 2.29	(2.40 \pm 0.37)E-7
45566.1	11.7	1.99	502		
920216.67	324.9	14.16	126	24.58 \pm 2.29	2.41 \pm 0.07
8668	18.0	23.39	245	46.08 \pm 2.29	(6.05 \pm 0.40)E-6
58683.5	0.4	24.71	346		
920219.12	275.1	1.39	167	...	0.23 \pm 0.05
8671	27.1	1.18	375	4.10 \pm 2.05	(9.39 \pm 0.20)E-8
10914.9	13.8	1.03	475		
920225.13	14.0	1.85	143	22.53 \pm 5.51	0.25 \pm 0.04
8677	-49.0	2.91	273	(1.23 \pm 0.27)E+2	(5.64 \pm 3.26)E-7
11553.9	5.5	3.39	386		
920227.55	201.3	1.46	178	29.70 \pm 1.45	0.19 \pm 0.04
8679	-5.8	2.50	313	69.63 \pm 4.58	(1.45 \pm 0.01)E-6
48278.6	2.9	2.91	485		
920229.81	185.4	6.52	145	4.10 \pm 1.45	0.95 \pm 0.05
8681	-51.3	6.31	295	30.72 \pm 1.45	(4.17 \pm 0.83)E-7
70747.2	6.7	5.49	427		

TABLE 6—Continued

Name (NTB) Date (TJD) Time (s UT)	R.A. (°) Decl. (°) Err. (°)	C_{\max}/C_{\min} (4.096 s) (8.192 s)	C_{\min} (4.096 s) (8.192 s)	T_{50} (s) T_{90} (s)	P (ph cm ⁻² s ⁻¹) F (erg cm ⁻²) (50–300 keV)
920303.28	318.5	10.47	174	3.07 ± 1.45	1.75 ± 0.06
8684	-12.5	13.22	343	31.74 ± 4.34	(1.06 ± 0.18)E-6
24522.9	6.4	10.50	495		
920306.17	278.4	2.30	160	11.26 ± 1.45	0.35 ± 0.04
8687	1.2	3.81	326	29.70 ± 3.24	(6.36 ± 0.59)E-7
15262.8	10.1	4.65	459		
920307.70	156.0	45.06 ± 1.45	0.15 ± 0.04
8688	-25.5	1.62	253	56.32 ± 3.24	(3.37 ± 0.50)E-7
60735.6	53.4	1.93	376		
920314.73	342.1	2.24	156	14.34 ± 1.45	0.28 ± 0.04
8695	-58.9	4.16	333	48.13 ± 5.22	(1.21 ± 0.11)E-6
63736.9	3.4	5.59	468		
920319.04	28.7	1.20	126	7.17 ± 1.45	0.19 ± 0.04
8700	-9.7	1.99	271	13.31 ± 2.29	(2.45 ± 0.31)E-7
3637.4	14.0	2.23	366		
920321.19	220.1	1.34	150	9.22 ± 1.45	0.19 ± 0.04
8702	-6.0	2.58	236	27.65 ± 3.24	(3.28 ± 0.57)E-7
16640.1	12.0	2.94	389		
920321.53	230.7	1.56	118	6.14 ± 1.45	0.28 ± 0.04
8702	45.6	2.76	273	28.67 ± 5.22	(3.06 ± 0.56)E-7
45908.1	20.6	2.64	378		
920330.80	79.7	1.35	131	12.29 ± 1.45	0.20 ± 0.04
8711	13.3	2.42	312	23.55 ± 1.45	(3.19 ± 0.57)E-7
69508.2	11.7	2.75	460		
920401.40	111.1	1.81	119	6.14 ± 2.29	0.28 ± 0.04
8713	47.4	2.47	253	48.13 ± 11.31	(2.31 ± 0.55)E-7
35038.3	9.4	2.33	357		
920402.05	306.1	1.25	177	19.46 ± 1.45	0.15 ± 0.05
8714	12.1	1.78	332	33.79 ± 8.26	(3.67 ± 0.05)E-7
4948.1	7.8	1.99	462		
920411.79	286.0	1.81	139	...	0.27 ± 0.04
8723	-63.3	1.57	298	6.14 ± 3.07	(9.15 ± 0.32)E-8
68643.9	28.0	1.08	318		
920417.79	239.0	1.38	151	14.34 ± 1.45	0.14 ± 0.04
8729	-31.2	1.71	302	36.86 ± 8.69	(3.39 ± 0.59)E-7
69074.0	23.9	2.01	458		
920423.85	305.1	0.12 ± 0.04
8735	53.4	1.50	326	9.22 ± 3.07	(1.23 ± 0.02)E-7
73647.2	16.0	1.40	438		
920424.67	269.6	2.40	189	...	0.64 ± 0.07
8736	7.6	2.05	354	3.07 ± 2.05	(2.34 ± 0.07)E-7
58425.4	20.3	1.66	507		
920425.55	341.4	1.04	167	6.14 ± 1.45	0.14 ± 0.04
8737	-7.2	1.69	294	18.43 ± 1.45	(1.29 ± 0.24)E-7
48147.6	14.7	1.79	483		
920428.63	187.0	1.91	111	30.72 ± 2.29	0.30 ± 0.04
8740	53.9	3.08	234	(1.06 ± 0.18)E+2	(1.49 ± 0.10)E-6
55017.6	5.0	4.45	331		
920430.40	358.4	6.60	181	5.12 ± 1.45	1.05 ± 0.05
8742	-8.1	11.01	357	23.55 ± 4.22	(1.63 ± 0.08)E-6
34896.0	1.1	11.55	519		
920503.16	16.9	1.33	144	27.65 ± 2.29	0.20 ± 0.04
8745	59.7	2.15	295	61.44 ± 9.44	(7.35 ± 0.47)E-7
13855.8	8.3	2.78	387		
920509.08	94.2	1.26	176	12.29 ± 4.22	0.18 ± 0.05
8751	-32.2	2.02	231	23.55 ± 1.45	(2.50 ± 0.39)E-7
7668.8	12.1	2.19	415		
920509.33	178.5	1.27	164	64.51 ± 1.45	0.17 ± 0.04
8751	66.4	2.38	334	(1.40 ± 0.43)E+2	(6.35 ± 0.61)E-7
29074.5	11.0	2.93	486		
920510.17	185.1	1.42	133	13.31 ± 1.45	0.29 ± 0.05
8752	-17.6	2.00	289	29.70 ± 6.56	(7.27 ± 0.06)E-7
15222.9	5.0	2.52	425		
920511.79	63.1	1.19	192	10.24 ± 2.29	0.20 ± 0.05
8753	-47.6	1.54	392	32.77 ± 5.22	(2.88 ± 0.39)E-7
68554.9	9.1	1.66	509		
920513.46	125.2	1.76	120	17.41 ± 1.45	0.29 ± 0.04
8755	-17.1	3.28	245	40.96 ± 2.29	(8.03 ± 0.60)E-7
40058.0	3.5	4.12	364		
920514.82	147.6	0.25 ± 0.07
8756	84.5	1.63	342	31.74 ± 10.24	(6.04 ± 0.11)E-7
70936.7	42.3	1.91	450		
920514.83	36.7	1.13	162	12.29 ± 3.24	0.17 ± 0.04
8756	22.1	1.97	295	33.79 ± 2.29	(3.52 ± 0.49)E-7
72214.6	13.8	2.49	397		
920518.25	172.7	1.46	122	5.12 ± 1.45	0.18 ± 0.04
8760	42.9	2.01	234	21.50 ± 5.51	(2.08 ± 0.40)E-7
21831.8	13.3	2.31	330		
920518.30	30.2	1.24	163	18.43 ± 1.45	0.21 ± 0.04
8760	19.7	1.88	230	52.22 ± 9.44	(8.12 ± 0.89)E-7
26429.5	3.8	2.85	326		

TABLE 6—Continued

Name (NTB) Date (TJD) Time (s UT)	R.A. (°) Decl. (°) Err. (°)	C_{\max}/C_{\min} (4.096 s) (8.192 s)	C_{\min} (4.096 s) (8.192 s)	T_{50} (s) T_{90} (s)	P (ph cm ⁻² s ⁻¹) F (erg cm ⁻²) (50–300 keV)
920518.68	295.7	4.35	180	6.14 ± 1.45	0.66 ± 0.05
8760	15.7	6.73	370	20.48 ± 5.51	(7.51 ± 0.80)E-7
59203.7	5.2	7.21	529		
920521.22	238.2	1.23	160	8.19 ± 3.24	0.22 ± 0.05
8763	23.4	1.63	365	18.43 ± 3.24	(1.85 ± 1.60)E-7
19248.2	4.9	1.83	452		
920602.25	356.6	1.18	165	...	0.18 ± 0.04
8775	-44.3	1.44	291	5.12 ± 3.07	(1.09 ± 0.03)E-7
21656.7	22.2	1.18	370		
920604.65	240.4	1.20	177	9.22 ± 1.45	0.15 ± 0.06
8777	-2.1	1.97	325	29.70 ± 2.29	(3.86 ± 1.22)E-7
56876.1	4.7	2.35	500		
920605.79	85.9	(8.12 ± 3.72)E-2
8778	61.9	1.45	335	5.12 ± 3.07	(8.51 ± 0.57)E-8
68417.6	27.4	1.28	493		
920606.67	119.0	1.41	116	...	0.19 ± 0.04
8779	-34.0	1.01	320	4.10 ± 2.05	(5.14 ± 0.15)E-8
58057.8	56.8		
920615.36	309.4	14.34 ± 3.24	(7.38 ± 3.99)E-2
8788	62.8	1.20	287	41.98 ± 8.75	(2.82 ± 0.11)E-7
31594.6	12.0	1.43	329		
920617.21	76.0	0.15 ± 0.05
8790	42.9	1.40	299	11.26 ± 3.07	(1.82 ± 0.13)E-7
18737.3	7.3	1.58	485		
920617.87	276.5	1.13	118	15.36 ± 1.45	0.15 ± 0.04
8790	78.2	1.53	338	31.74 ± 2.29	(2.70 ± 0.57)E-7
75184.2	25.2	1.83	457		
920619.25	107.2	1.41	166	15.36 ± 1.45	0.13 ± 0.04
8792	33.8	1.76	288	40.96 ± 10.09	(2.76 ± 0.29)E-7
22326.4	10.3	2.20	460		
920619.36	179.5	2.74	184	2.05 ± 1.45	0.48 ± 0.05
8792	-4.8	3.59	345	7.17 ± 4.58	(2.90 ± 0.53)E-7
31668.3	5.8	3.16	529		
920619.57	108.9	1.04	136	8.19 ± 1.45	0.16 ± 0.04
8792	-54.1	1.53	301	20.48 ± 2.29	(2.27 ± 0.06)E-7
49539.2	13.6	1.89	435		
920619.75	253.8	4.04	156	21.50 ± 2.29	0.79 ± 0.06
8792	24.9	7.19	326	59.39 ± 6.23	(2.28 ± 0.15)E-6
64805.0	1.8	8.96	462		
920621.83	45.3	1.21	125	18.43 ± 6.23	0.23 ± 0.05
8794	-2.9	1.88	252	68.61 ± 2.29	(7.13 ± 0.89)E-7
72143.0	33.6	2.66	356		
920622.27	147.6	6.42	134	...	0.90 ± 0.05
8795	-39.7	12.44	278	90.11 ± 10.24	(5.44 ± 0.15)E-6
23825.5	0.9	15.84	387		
920622.30	138.2	1.39	146	28.67 ± 2.29	0.21 ± 0.04
8795	53.3	2.45	290	78.85 ± 23.64	(1.19 ± 0.08)E-6
26059.9	4.4	3.13	405		
920625.09	174.7	1.66	138	24.58 ± 7.24	0.24 ± 0.04
8798	34.0	2.17	235	86.02 ± 7.38	(6.88 ± 0.47)E-7
8491.1	7.0	2.67	302		
920626.74	12.9	15.06	143	(1.52 ± 0.02)E+2	1.97 ± 0.05
8799	55.5	22.47	276	(1.94 ± 0.02)E+2	(3.96 ± 0.14)E-6
64279.7	1.3	20.02	388		
920626.96	110.7	1.14	163	4.10 ± 1.45	0.19 ± 0.05
8799	11.6	1.27	295	12.29 ± 3.69	0.00 ± 0.00
83508.3	31.3	1.25	351		
920711.49	227.8	5.45	160	7.17 ± 1.45	1.01 ± 0.06
8814	-47.5	8.39	318	21.50 ± 2.90	(1.66 ± 0.06)E-6
42663.0	3.9	10.78	457		
920717.66	141.9	1.84	160	4.10 ± 1.45	0.29 ± 0.04
8820	-72.4	2.19	320	10.24 ± 1.45	(2.17 ± 0.33)E-7
57642.1	15.2	1.88	522		
920719.70	292.8	1.35	171	...	0.18 ± 0.04
8822	-49.3	1.86	339	6.14 ± 2.05	(9.57 ± 1.94)E-8
60697.7	14.5	1.51	370		
920721.28	331.7	1.55	187	...	0.25 ± 0.04
8824	51.2	1.23	353	1.02 ± 1.44	(4.97 ± 0.18)E-8
24637.6	66.0		
920722.75	309.3	1.02	126	...	0.14 ± 0.05
8825	58.3	1.51	321	7.17 ± 3.07	0.00 ± 0.00
65343.6	59.3	1.61	404		
920727.03	180.1	1.14	165	...	0.21 ± 0.05
8830	-7.7	1.02 ± 1.02	(4.73 ± 0.13)E-8
3177.6	55.3		
920727.67	106.2	1.07	159	...	0.18 ± 0.06
8830	11.9	1.56	364	32.77 ± 7.17	(4.44 ± 0.19)E-7
58109.1	6.0	1.86	469		
920802.72	179.2	1.07	116	...	0.14 ± 0.05
8836	-52.4	4.10 ± 2.05	(2.40 ± 0.06)E-8
62385.3	78.4		

TABLE 6—Continued

Name (NTB) Date (TJD) Time (s UT)	R.A. (°) Decl. (°) Err. (°)	C_{\max}/C_{\min} (4.096 s) (8.192 s)	C_{\min} (4.096 s) (8.192 s)	T_{50} (s) T_{90} (s)	P (ph cm ⁻² s ⁻¹) F (erg cm ⁻²) (50–300 keV)
920803.92	10.1	2.83	187	...	0.51 ± 0.05
8837	68.7	2.00	376	2.05 ± 1.02	(1.54 ± 0.04)E-7
80054.4	8.1	1.42	440		
920805.21	187.5	1.30	169	15.36 ± 1.45	0.13 ± 0.04
8839	35.8	2.29	353	38.91 ± 7.80	(5.94 ± 0.32)E-7
18962.6	2.4	2.71	477		
920808.72	130.8	5.40	167	5.12 ± 1.45	0.95 ± 0.06
8842	-37.7	8.63	321	24.58 ± 5.22	(1.08 ± 0.12)E-6
62459.0	2.1	8.47	468		
920818.36	323.0	1.83	126	4.10 ± 1.45	0.33 ± 0.05
8852	-1.8	2.56	291	11.26 ± 4.22	(1.66 ± 1.05)E-7
31204.5	9.7	2.35	416		
920821.39	356.8	5.39	208	41.98 ± 5.22	0.97 ± 0.06
8855	28.4	4.79	394	96.26 ± 48.00	(1.60 ± 0.12)E-6
33994.9	108.1	4.60	591		
920823.97	24.9	2.40	155	36.86 ± 1.45	0.37 ± 0.04
8857	-62.9	2.51	308	65.54 ± 2.29	(8.40 ± 0.66)E-7
84291.7	7.6	2.71	456		
920826.68	162.9	2.53	118	13.31 ± 2.29	0.42 ± 0.05
8860	23.2	4.91	231	35.84 ± 3.24	(9.96 ± 0.96)E-7
59186.3	2.9	5.51	327		
920901.63	237.5	1.18	118	10.24 ± 1.45	0.26 ± 0.05
8866	2.0	2.02	243	17.41 ± 3.69	(3.69 ± 0.50)E-7
55139.5	6.6	2.62	344		
920904.14	209.3	4.30	151	18.43 ± 1.45	0.70 ± 0.05
8869	34.1	5.46	313	31.74 ± 3.24	(6.43 ± 0.71)E-7
12742.8	11.8	4.37	411		
920907.29	79.4	2.37	192	...	0.35 ± 0.04
8872	18.9	1.35	348	1.02 ± 1.44	(8.00 ± 1.97)E-8
25894.0	15.3	1.31	465		
920907.71	86.7	1.84	141	28.67 ± 3.24	0.28 ± 0.04
8872	47.9	3.48	302	77.82 ± 4.22	(1.08 ± 0.04)E-6
61891.7	3.1	4.33	407		
920909.69	239.8	1.67	139	...	0.18 ± 0.04
8874	-51.7	1.74	307	3.07 ± 2.05	(1.01 ± 0.39)E-7
59965.6	11.0	1.40	460		
920912.55	61.2	1.29	192	...	0.22 ± 0.05
8877	38.3	1.18	378	5.12 ± 2.05	(8.57 ± 0.72)E-8
48233.6	8.4	1.01	533		
920914.34	259.1	1.28	176	8.19 ± 1.45	0.34 ± 0.08
8879	-35.6	2.02	368	21.50 ± 1.45	(1.09 ± 0.02)E-6
29997.2	3.8	2.74	522		
920916.17	205.0	1.30	134	6.14 ± 2.29	0.34 ± 0.07
8881	25.3	2.03	315	11.26 ± 2.29	(4.32 ± 0.09)E-7
14981.2	9.2	2.53	386		
920920.05	146.6	1.89	143	7.17 ± 1.45	0.30 ± 0.05
8885	17.0	2.91	306	14.34 ± 4.22	(3.95 ± 0.92)E-7
4516.0	6.7	2.92	442		
920920.90	121.8	1.41	188	...	0.24 ± 0.05
8885	30.8	1.96	316	8.19 ± 4.10	(1.88 ± 0.72)E-7
78227.6	8.7	2.12	493		
920924.38	350.6	1.24	177	...	0.44 ± 0.10
8889	-7.2	1.35	324	5.12 ± 3.07	(2.70 ± 0.07)E-7
32993.4	34.9	1.12	476		
920930.21	297.1	1.00	134	2.05 ± 1.45	0.15 ± 0.04
8895	-50.9	1.73	283	4.10 ± 1.45	(1.22 ± 0.51)E-7
18862.2	41.0	1.63	389		
921002.18	24.0	1.88	144	...	0.30 ± 0.04
8897	-72.1	1.26	303	2.05 ± 1.44	(6.36 ± 4.18)E-8
16136.3	15.5	1.08	542		
921004.51	52.1	4.10 ± 2.29	0.23 ± 0.09
8899	-3.2	1.40	378	14.34 ± 4.34	(3.81 ± 0.08)E-7
44206.2	14.4	1.49	499		
921007.05	321.5	1.55	143	5.12 ± 1.45	0.26 ± 0.04
8902	26.5	2.97	293	16.38 ± 3.24	(3.27 ± 0.71)E-7
4969.6	9.1	3.21	370		
921008.15	59.4	1.18	172	4.10 ± 1.45	0.18 ± 0.04
8903	29.5	1.26	348	5.12 ± 1.45	(6.43 ± 0.45)E-8
13162.6	45.3	1.25	504		
921008.78	354.1	1.22	157	5.12 ± 1.45	0.18 ± 0.04
8903	68.1	1.68	258	13.31 ± 6.56	(2.17 ± 0.31)E-7
67813.5	12.1	2.13	382		
921013.34	315.3	1.29	172	...	0.21 ± 0.05
8908	18.8	1.95	390	7.17 ± 3.07	(1.42 ± 0.35)E-7
30076.0	11.3	1.66	534		
921018.85	248.6	12.29 ± 3.24	(7.10 ± 3.23)E-2
8913	-79.1	1.18	239	28.67 ± 2.29	(2.15 ± 0.02)E-7
73887.9	17.1	1.53	451		
921023.09	257.3	1.47	184	...	0.22 ± 0.05
8918	22.6	2.27	333	5.12 ± 2.05	(1.78 ± 0.03)E-7
8191.1	7.3	1.82	456		

TABLE 6—Continued

Name (NTB) Date (TJD) Time (s UT)	R.A. (°) Decl. (°) Err. (°)	C_{\max}/C_{\min} (4.096 s) (8.192 s)	C_{\min} (4.096 s) (8.192 s)	T_{50} (s) T_{90} (s)	P (ph cm ⁻² s ⁻¹) F (erg cm ⁻²) (50–300 keV)
921025.56	85.2	1.23	142	21.50 ± 4.22	0.17 ± 0.04
8920	-33.8	2.10	314	55.30 ± 3.24	(4.81 ± 0.31)E-7
48389.2	5.3	2.60	415		
921025.66	248.5	1.78	125	13.31 ± 3.24	0.53 ± 0.08
8920	-15.9	1.90	278	17.41 ± 6.48	(2.13 ± 0.04)E-7
57504.9	34.7	1.58	314		
921025.99	189.3	1.69	144	5.12 ± 2.29	0.27 ± 0.04
8920	24.4	2.40	269	12.29 ± 1.45	(2.18 ± 0.40)E-7
85621.9	8.2	1.97	381		
921025.99	193.4	1.71	143	6.14 ± 1.45	0.28 ± 0.04
8920	19.0	2.41	269	20.48 ± 9.27	(2.67 ± 0.21)E-7
85757.1	13.3	1.98	381		
921026.32	62.7	1.27	170	...	0.18 ± 0.04
8921	-44.8	1.68	339	11.26 ± 3.07	(2.06 ± 0.06)E-7
28489.9	14.7	1.75	501		
921027.95	232.6	1.43	141	22.53 ± 2.29	0.15 ± 0.04
8922	24.1	2.03	332	41.98 ± 3.24	(3.96 ± 0.04)E-7
82277.5	36.0	2.03	505		
921028.73	84.0	10.24 ± 2.29	0.14 ± 0.04
8923	35.1	1.03	248	31.74 ± 6.23	(4.20 ± 0.52)E-7
63137.9	11.9	1.53	351		
921029.51	57.2	1.24	162	10.24 ± 3.24	0.15 ± 0.03
8924	70.0	2.01	329	28.67 ± 2.29	(4.46 ± 0.27)E-7
44383.4	15.8	2.84	490		
921104.01	86.3	1.25	173	...	0.16 ± 0.04
8930	73.4	1.65	352	8.19 ± 2.05	(1.06 ± 0.24)E-7
1463.4	20.2	1.46	509		
921104.50	96.6	1.21	184	5.12 ± 2.29	0.16 ± 0.04
8930	4.3	1.49	356	17.41 ± 7.80	(1.28 ± 0.59)E-7
43482.2	18.9	1.58	524		
921105.28	160.2	11.02	112	20.48 ± 1.45	1.69 ± 0.06
8931	-5.5	16.46	229	50.18 ± 2.29	(4.18 ± 0.24)E-6
24210.6	0.7	19.76	333		
921109.25	230.0	1.14	164	7.17 ± 2.29	0.17 ± 0.04
8935	48.4	2.02	348	20.48 ± 5.12	(1.45 ± 0.32)E-7
22356.1	16.1	2.31	509		
921110.56	148.3	2.29	134	6.14 ± 1.45	0.37 ± 0.04
8936	-77.4	4.00	268	13.31 ± 2.90	(5.96 ± 0.75)E-7
49245.3	5.7	5.03	358		
921111.15	211.0	1.33	135	4.10 ± 1.45	0.22 ± 0.05
8937	47.3	2.34	293	7.17 ± 1.45	(2.22 ± 0.44)E-7
13727.9	6.3	2.70	447		
921111.54	291.4	1.00	178	12.29 ± 2.29	0.15 ± 0.05
8937	0.3	1.52	360	18.43 ± 5.51	(2.08 ± 0.20)E-7
47430.8	5.7	1.50	488		
921112.61	126.6	8.09	163	...	1.23 ± 0.05
8938	18.5	4.01	339	1.02 ± 1.02	(2.63 ± 0.24)E-7
52980.9	5.8	2.72	525		
921115.87	222.3	4.21	153	(1.31 ± 0.02)E+2	0.79 ± 0.06
8941	-6.6	5.65	284	(2.48 ± 0.16)E+2	(2.75 ± 0.10)E-6
75931.8	3.0	6.78	409		
921116.47	4.2	1.37	165	...	0.22 ± 0.04
8942	-26.7	1.28	374	6.14 ± 2.05	(7.72 ± 1.64)E-8
40860.8	30.8	1.17	541		
921120.35	94.1	1.85	123	28.67 ± 3.24	0.31 ± 0.05
8946	-34.3	2.41	266	70.66 ± 13.74	(1.01 ± 0.06)E-6
30778.5	8.3	2.67	371		
921122.28	304.6	9.10	195	1.02 ± 1.45	4.32 ± 0.16
8948	-17.2	8.35	387	2.05 ± 1.45	(1.84 ± 0.11)E-6
25031.8	4.6	6.03	541		
921123.60	211.3	2.47	136	...	0.61 ± 0.07
8949	15.2	2.01	246	4.10 ± 2.05	(2.56 ± 0.06)E-7
51943.6	12.1	1.58	414		
921124.06	137.4	2.78	157	...	0.38 ± 0.04
8950	-5.0	1.99	299	3.07 ± 2.05	(1.39 ± 0.34)E-7
6016.1	10.3	1.60	456		
921125.38	173.4	11.26 ± 2.29	0.12 ± 0.04
8951	64.5	1.65	333	25.60 ± 2.29	(3.47 ± 0.05)E-7
33577.1	21.6	1.91	456		
921127.54	29.0	1.02	170	8.19 ± 1.45	0.15 ± 0.04
8953	-35.0	1.62	312	18.43 ± 8.44	(1.93 ± 0.41)E-7
46946.4	17.4	1.89	463		
921128.11	242.5	1.60	182	30.72 ± 2.29	0.25 ± 0.04
8954	40.5	2.74	326	95.23 ± 5.12	(1.72 ± 0.09)E-6
10030.2	2.3	3.44	430		
921128.80	351.5	9.23	123	...	2.54 ± 0.10
8954	-38.8	5.04	266	2.05 ± 1.02	(5.69 ± 0.20)E-7
69344.4	3.1	3.62	370		
921202.54	11.6	1.30	137	1.02 ± 1.45	0.20 ± 0.04
8958	29.6	1.02	224	1.02 ± 1.45	(5.93 ± 2.70)E-8
47262.9	30.1		

TABLE 6—Continued

Name (NTB) Date (TJD) Time (s UT)	R.A. (°) Decl. (°) Err. (°)	C_{\max}/C_{\min} (4.096 s) (8.192 s)	C_{\min} (4.096 s) (8.192 s)	T_{50} (s) T_{90} (s)	P (ph cm ⁻² s ⁻¹) F (erg cm ⁻²) (50–300 keV)
921206.49	122.5	20.48 ± 2.29	0.12 ± 0.04
8962	5.6	1.54	234	51.20 ± 3.24	(3.49 ± 0.35)E-7
42366.1	15.2	1.82	397		
921208.60	154.1	1.05	134	9.22 ± 5.22	0.15 ± 0.04
8964	-38.0	1.65	280	22.53 ± 5.22	(2.32 ± 0.07)E-7
52460.7	12.1	1.89	411		
921209.33	91.4	1.69	172	17.41 ± 1.45	0.25 ± 0.04
8965	-60.7	2.61	394	22.53 ± 1.45	(4.16 ± 0.35)E-7
28569.7	10.4	2.33	505		
921211.33	29.4	1.13	175	14.34 ± 3.24	0.16 ± 0.04
8967	-39.0	1.73	291	47.10 ± 9.44	(4.06 ± 0.31)E-7
28889.2	8.3	2.20	475		
921212.16	302.4	1.05	138	...	0.18 ± 0.05
8968	25.7	3.07 ± 1.02	(4.60 ± 0.56)E-8
13980.8	65.7		
921213.63	19.0	1.17	118	12.29 ± 2.29	0.17 ± 0.05
8969	-14.9	1.93	307	32.77 ± 5.51	(4.34 ± 0.34)E-7
54714.5	4.3	2.46	439		
921218.20	231.8	18.43 ± 2.29	0.10 ± 0.04
8974	24.6	1.23	380	52.22 ± 11.45	(4.20 ± 0.06)E-7
17749.1	5.5	1.51	440		
921228.60	100.5	1.26	177	3.07 ± 1.45	0.19 ± 0.04
8984	11.1	2.27	355	7.17 ± 1.45	(1.86 ± 0.51)E-7
52163.7	18.4	2.42	515		
930102.30	340.2	1.91	132	3.07 ± 96.26	0.23 ± 0.04
8989	-52.5	2.40	264	9.22 ± 4.22	(2.20 ± 0.06)E-7
26028.2	15.0	2.32	369		
930103.38	301.1	1.79	154	38.91 ± 3.24	0.32 ± 0.05
8990	63.0	3.05	350	87.04 ± 6.48	(1.00 ± 0.11)E-6
33445.0	7.2	3.48	506		
930106.60	178.0	2.07	157	38.91 ± 1.45	0.35 ± 0.05
8993	3.0	3.82	343	79.87 ± 7.24	(1.43 ± 0.55)E-6
52138.1	1.2	4.39	479		
930108.31	173.0	1.61	151	...	0.27 ± 0.05
8995	8.1	1.05	336	2.05 ± 1.44	(6.86 ± 0.22)E-8
27101.3	15.3		
930110.82	294.7	1.31	169	8.19 ± 1.45	0.20 ± 0.05
8997	47.1	2.32	357	21.50 ± 1.45	(3.69 ± 0.35)E-7
71569.5	4.9	2.69	483		
930118.74	218.3	27.18	176	2.05 ± 1.45	4.66 ± 0.08
9005	-31.9	31.02	350	3.07 ± 1.45	(2.20 ± 0.51)E-6
64425.6	0.8	23.05	498		
930205.90	248.4	1.09	145	...	0.15 ± 0.04
9023	27.6	...	308	2.05 ± 1.05	(2.58 ± 0.52)E-8
77957.2	58.7	...	432		
930209.18	239.3	14.04	144	9.22 ± 1.45	1.95 ± 0.05
9027	-58.2	26.75	286	27.65 ± 1.45	(4.96 ± 0.26)E-6
15730.3	0.7	33.05	405		
930211.88	287.6	1.56	140	22.53 ± 2.29	0.20 ± 0.04
9029	23.1	2.95	326	78.85 ± 8.44	(7.44 ± 0.43)E-7
76428.9	4.8	3.62	433		
930216.63	40.0	1.33	150	24.58 ± 1.45	0.23 ± 0.05
9034	-10.6	2.50	326	53.25 ± 12.95	(7.21 ± 0.80)E-7
54956.7	7.5	2.68	461		
930227.83	216.2	...	111	37.89 ± 1.45	0.13 ± 0.04
9045	80.4	1.86	311	57.34 ± 1.45	(3.13 ± 0.10)E-7
71910.5	14.1	2.09	371		
930228.85	28.6	...	117	27.65 ± 1.45	0.12 ± 0.04
9046	16.8	1.71	272	94.21 ± 8.75	(6.58 ± 1.21)E-7
73728.6	6.7	2.16	456		
930302.20	207.9	...	359	15.36 ± 1.45	0.12 ± 0.04
9048	42.6	1.50	341	51.20 ± 4.22	(6.01 ± 0.04)E-7
17613.4	8.5	2.16	504		
930303.65	347.6	1.36	182	33.79 ± 1.45	0.13 ± 0.04
9049	-52.5	2.17	338	73.73 ± 10.29	(7.92 ± 0.43)E-7
56726.7	5.7	2.99	501		
930305.70	279.1	1.60	121	5.12 ± 1.45	0.45 ± 0.07
9051	60.1	2.89	256	11.26 ± 1.45	(7.49 ± 0.14)E-7
60923.0	4.0	3.22	350		
930307.54	101.8	1.17	144	5.12 ± 1.45	0.16 ± 0.04
9053	-24.2	1.56	307	17.41 ± 8.26	0.00 ± 0.00
46677.1	13.7	1.71	419		
930308.30	86.4	1.63	144	23.55 ± 1.45	0.45 ± 0.08
9054	-35.2	3.05	304	56.32 ± 7.45	(2.09 ± 0.02)E-6
26710.7	4.1	3.80	398		
930310.08	314.9	1.14	113	8.19 ± 2.29	0.25 ± 0.04
9056	-67.9	2.46	227	15.36 ± 1.45	(2.59 ± 0.31)E-7
7334.5	4.9	2.48	321		
930315.46	238.3	1.00	167	15.36 ± 1.45	0.13 ± 0.05
9061	-34.4	1.81	378	35.84 ± 7.38	(8.54 ± 0.47)E-7
40070.8	3.9	2.32	471		

TABLE 6—Continued

Name (NTB) Date (TJD) Time (s UT)	R.A. (°) Decl. (°) Err. (°)	C_{\max}/C_{\min} (4.096 s) (8.192 s)	C_{\min} (4.096 s) (8.192 s)	T_{50} (s) T_{90} (s)	P (ph cm ⁻² s ⁻¹) F (erg cm ⁻²) (50–300 keV)
930316.74	292.3	1.58	133	...	0.21 ± 0.04
9062	-78.9	1.16	234	3.07 ± 1.02	(6.42 ± 0.65)E-8
64295.0	20.9	...	373		
930318.18	6.7	1.14	146	14.34 ± 3.24	0.16 ± 0.04
9064	45.0	2.20	317	35.84 ± 4.34	(3.43 ± 0.42)E-7
15764.1	10.9	2.52	419		
930320.94	222.1	4.47	165	25.60 ± 1.45	0.81 ± 0.06
9066	71.9	5.95	320	59.39 ± 3.24	(3.02 ± 0.04)E-6
81767.0	8.2	7.10	457		
930325.65	51.9	...	116	8.19 ± 1.45	0.21 ± 0.04
9071	42.8	2.16	233	17.41 ± 3.24	(3.85 ± 0.31)E-7
56254.1	8.8	2.85	348		
930327.46	172.2	1.39	180	13.31 ± 1.45	0.35 ± 0.06
9073	-8.2	2.75	401	34.82 ± 8.26	(9.29 ± 0.94)E-7
40594.6	3.2	3.51	531		
930330.91	103.9	...	110	10.24 ± 1.45	0.17 ± 0.05
9076	-59.6	1.47	337	18.43 ± 4.22	(3.26 ± 0.26)E-7
79132.8	4.6	1.72	487		
930403.84	249.3	1.14	110	12.29 ± 1.45	0.24 ± 0.04
9080	-63.3	2.55	261	41.98 ± 6.23	(4.89 ± 0.46)E-7
73239.2	6.3	3.03	358		
930408.07	271.7	8.68	169	1.02 ± 1.45	4.39 ± 0.18
9085	-59.2	7.34	335	2.05 ± 1.45	(1.98 ± 0.11)E-6
6846.1	2.5	5.59	470		
930409.13	309.5	2.27	112	11.26 ± 2.29	0.34 ± 0.05
9086	61.6	2.73	224	27.65 ± 4.22	(5.31 ± 0.40)E-7
11442.8	7.2	2.74	317		
930409.20	302.6	8.83	116	24.58 ± 1.45	1.40 ± 0.06
9086	44.6	15.70	231	(1.17 ± 0.18)E+2	(5.53 ± 0.32)E-6
17335.4	0.5	19.17	327		
930409.91	277.1	8.62	181	13.31 ± 1.45	1.32 ± 0.05
9086	-17.6	12.55	368	54.27 ± 1.45	(3.15 ± 0.29)E-6
78639.7	0.9	12.78	503		
930410.76	195.2	1.62	140	24.58 ± 1.45	0.23 ± 0.04
9087	-67.7	2.17	315	74.75 ± 4.22	(8.40 ± 0.89)E-7
65711.8	23.2	2.95	367		
930416.56	104.7	...	105	5.12 ± 1.45	0.20 ± 0.04
9093	-27.6	2.90	310	14.34 ± 4.22	(2.92 ± 0.47)E-7
48602.2	16.9	3.48	400		
930417.78	196.2	1.10	165	5.12 ± 1.45	0.16 ± 0.04
9094	-1.0	1.51	247	13.31 ± 1.45	(1.29 ± 0.24)E-7
68020.4	11.9	1.81	382		
930421.11	15.0	...	119	48.13 ± 8.44	0.12 ± 0.04
9098	-22.4	1.43	305	(1.11 ± 0.06)E+2	(8.46 ± 0.08)E-7
10164.9	30.3	1.90	506		
930422.58	48.8	1.81	112	13.31 ± 1.45	0.30 ± 0.04
9099	-9.1	3.71	223	30.72 ± 3.24	(8.23 ± 0.84)E-7
50820.2	2.7	4.61	316		
930424.45	230.0	7.58	179	43.01 ± 2.29	1.24 ± 0.06
9101	-55.4	14.96	369	(1.13 ± 0.06)E+2	(1.34 ± 0.03)E-5
38903.4	0.5	20.78	525		
930424.97	258.5	2.02	164	13.31 ± 1.45	0.28 ± 0.04
9101	65.6	2.83	252	32.77 ± 5.22	(7.80 ± 0.89)E-7
84156.0	6.1	3.66	354		
930426.48	20.4	4.30	135	1.02 ± 1.45	0.68 ± 0.05
9103	-81.4	2.92	236	11.26 ± 4.22	(1.49 ± 0.37)E-7
41832.1	9.3	2.17	381		
930427.59	72.5	...	115	14.34 ± 5.22	0.14 ± 0.04
9104	38.1	1.90	295	29.70 ± 15.39	(2.45 ± 0.27)E-7
51155.6	16.7	2.19	469		
930429.75	34.7	2.39	126	43.01 ± 1.45	0.36 ± 0.04
9106	-24.8	4.29	259	(1.11 ± 0.14)E+2	(2.00 ± 0.14)E-6
65094.3	6.2	5.75	357		
930501.34	178.9	1.09	114	...	0.18 ± 0.04
9108	-32.2	...	320	2.05 ± 1.02	(4.66 ± 0.60)E-8
29834.4	27.0	...	361		
930506.63	260.4	1.02	152	18.43 ± 1.45	0.17 ± 0.04
9113	35.0	1.69	358	39.94 ± 5.22	(5.20 ± 0.46)E-7
55244.4	11.0	2.14	559		
930508.95	80.8	1.89	180	4.10 ± 1.45	0.24 ± 0.04
9115	41.7	2.93	326	11.26 ± 3.24	(2.89 ± 0.60)E-7
82814.6	12.0	3.27	485		
930519.39	288.9	1.41	132	...	0.25 ± 0.05
9126	-9.2	...	292	1.02 ± 1.44	(4.95 ± 0.18)E-8
34288.8	51.5	...	366		
930608.95	240.5	1.37	141	13.31 ± 1.45	0.23 ± 0.05
9146	-22.9	2.25	335	47.10 ± 6.23	(3.76 ± 0.72)E-7
82418.3	3.5	2.95	480		
930612.63	255.8	9.41	140	8.19 ± 2.29	1.25 ± 0.05
9150	35.2	12.11	279	58.37 ± 4.22	(9.21 ± 0.90)E-7
55165.1	3.1	10.13	393		

TABLE 6—Continued

Name (NTB) Date (TJD) Time (s UT)	R.A. (°) Decl. (°) Err. (°)	C_{\max}/C_{\min} (4.096 s) (8.192 s)	C_{\min} (4.096 s) (8.192 s)	T_{50} (s) T_{90} (s)	P (ph cm ⁻² s ⁻¹) F (erg cm ⁻²) (50–300 keV)
930616.27	184.8	11.66	165	1.02 ± 1.45	2.63 ± 0.08
9154	-2.0	5.74	344	1.02 ± 1.45	(5.95 ± 0.20)E-7
23806.6	11.0	4.10	473		
930617.23	246.2	1.00	105	54.27 ± 1.45	0.20 ± 0.04
9155	-11.2	2.38	233	75.78 ± 10.69	(9.63 ± 0.68)E-7
20027.0	6.8	2.56	299		
930617.59	224.9	1.17	123	22.53 ± 1.45	0.29 ± 0.04
9155	-15.9	3.65	260	40.96 ± 1.45	(1.01 ± 0.01)E-6
51037.8	3.0	4.29	358		
930626.94	341.3	1.74	187	11.26 ± 1.45	0.26 ± 0.04
9164	-35.5	3.15	367	22.53 ± 2.29	(5.82 ± 0.57)E-7
81935.0	3.9	3.54	493		
930630.71	59.4	1.65	163	10.24 ± 2.29	0.23 ± 0.04
9168	37.9	2.58	295	41.98 ± 5.97	(3.90 ± 0.44)E-7
61420.2	24.4	3.00	440		
930701.62	223.0	2.03	119	21.50 ± 1.45	0.44 ± 0.05
9169	46.8	3.47	238	39.94 ± 4.22	(1.01 ± 0.09)E-6
54302.9	3.9	4.38	338		
930705.52	284.1	7.70	125	19.46 ± 1.45	1.33 ± 0.06
9173	-41.8	14.21	253	87.04 ± 3.24	(6.41 ± 0.26)E-6
45503.1	1.3	18.61	359		
930705.64	188.4	...	118	10.24 ± 1.45	0.20 ± 0.04
9173	-64.7	1.56	236	26.62 ± 2.29	(3.36 ± 0.47)E-7
55983.3	9.2	1.96	334		
930717.20	188.9	1.19	148	3.07 ± 1.45	0.19 ± 0.04
9185	56.4	1.65	333	12.29 ± 7.24	(1.11 ± 0.55)E-7
18101.4	12.1	1.47	412		
930717.98	210.2	1.84	123	6.14 ± 1.45	0.31 ± 0.05
9185	-70.3	2.95	249	12.29 ± 2.29	(3.55 ± 0.48)E-7
85357.7	5.6	3.07	352		
930722.84	312.5	...	109	...	0.15 ± 0.05
9190	-53.2	1.44	278	41.98 ± 10.24	(5.95 ± 0.47)E-7
73297.6	4.6	2.00	406		
930728.54	88.5	1.17	125	28.67 ± 1.45	0.16 ± 0.04
9196	10.5	2.49	371	95.23 ± 1.45	(1.06 ± 0.07)E-6
47072.9	6.2	3.30	501		
930804.71	33.0	1.39	107	19.46 ± 2.29	0.30 ± 0.05
9203	69.7	2.91	215	41.98 ± 8.26	(8.09 ± 0.91)E-7
61858.5	4.6	3.68	324		
930811.62	71.1	1.60	117	17.41 ± 3.24	0.24 ± 0.05
9210	84.3	2.38	231	38.91 ± 9.27	(5.60 ± 0.72)E-7
53728.4	11.9	2.86	323		
930812.27	199.9	2.04	134	29.70 ± 1.45	0.35 ± 0.05
9211	-38.1	3.68	260	77.82 ± 2.29	(1.65 ± 0.12)E-6
23904.9	3.7	4.83	398		
930813.76	92.0	2.12	120	99.33 ± 2.29	0.33 ± 0.04
9212	76.0	3.65	230	(1.33 ± 0.05)E+2	(1.31 ± 0.06)E-6
65850.5	7.0	3.91	325		
930816.67	150.8	1.49	143	14.34 ± 3.24	0.17 ± 0.03
9215	55.9	2.93	297	30.72 ± 3.24	(4.32 ± 0.37)E-7
58569.4	6.4	3.66	424		
930820.76	61.7	1.57	168	...	0.23 ± 0.04
9219	39.0	2.29	245	12.29 ± 3.07	(2.75 ± 0.49)E-7
65885.3	9.3	2.79	387		
930821.64	145.7	1.17	123	...	0.19 ± 0.04
9220	-46.0	1.11	387	2.05 ± 1.44	(6.64 ± 0.18)E-8
56096.9	10.9	...	521		
930825.48	96.5	...	126	4.10 ± 1.45	(7.40 ± 3.64)E-2
9224	53.7	1.46	292	9.22 ± 1.45	(8.16 ± 0.57)E-8
41775.3	32.9	1.40	384		
930826.49	3.3	1.26	103	11.26 ± 1.45	0.19 ± 0.04
9225	24.7	2.20	210	22.53 ± 5.22	(4.38 ± 0.69)E-7
43172.0	7.1	2.44	293		
930827.60	350.1	...	115	14.34 ± 3.24	0.13 ± 0.03
9226	75.2	2.02	361	43.01 ± 10.29	(3.83 ± 0.39)E-7
51963.0	15.2	2.49	508		
930902.45	197.7	...	112	24.58 ± 2.29	0.15 ± 0.04
9232	17.5	1.54	254	59.39 ± 9.44	(5.98 ± 0.46)E-7
39001.8	10.7	2.10	369		
930917.10	129.5	...	121	4.10 ± 1.45	0.12 ± 0.05
9247	-54.2	1.08	267	8.19 ± 2.29	(7.15 ± ***)E-8
9233.6	14.6	1.03	356		
930918.46	320.2	1.10	108	14.34 ± 1.45	0.17 ± 0.04
9248	-76.4	1.96	217	37.89 ± 16.19	(4.24 ± 0.56)E-7
39913.1	5.4	2.70	320		
930921.84	81.0	2.04	116	12.29 ± 1.45	0.33 ± 0.05
9251	-0.1	1.54	226	16.38 ± 1.45	(2.08 ± 0.35)E-7
73133.2	19.1	1.18	415		
930922.66	110.7	1.53	131	...	0.46 ± 0.08
9252	-55.5	...	289	2.05 ± 1.02	(8.82 ± 0.25)E-8
57274.5	49.4	...	355		

TABLE 6—Continued

Name (NTB) Date (TJD) Time (s UT)	R.A. (°) Decl. (°) Err. (°)	C_{\max}/C_{\min} (4.096 s) (8.192 s)	C_{\min} (4.096 s) (8.192 s)	T_{50} (s) T_{90} (s)	P (ph cm ⁻² s ⁻¹) F (erg cm ⁻²) (50–300 keV)
930924.37	96.3	1.43	126	8.19 ± 1.45	0.18 ± 0.04
9254	-6.4	2.57	286	19.46 ± 2.29	(4.62 ± 0.44)E-7
32251.0	12.2	3.21	402		
930927.24	253.4	...	165	17.41 ± 1.45	0.13 ± 0.04
9257	-65.4	1.58	396	44.03 ± 12.33	(3.95 ± 0.05)E-7
21537.4	12.5	1.91	472		
930928.93	264.8	1.43	200	3.07 ± 1.45	0.20 ± 0.04
9258	-62.4	2.24	353	7.17 ± 2.29	(1.81 ± 0.30)E-7
81199.3	33.6	2.49	522		
930928.94	91.6	...	110	14.34 ± 2.29	0.14 ± 0.05
9258	39.4	1.38	274	30.72 ± 13.93	(3.33 ± 0.32)E-7
81393.3	10.1	1.75	363		
931001.06	207.8	3.18	193	4.10 ± 1.45	0.64 ± 0.06
9261	13.4	5.37	402	13.31 ± 1.45	(7.18 ± 0.96)E-7
5859.5	2.2	5.72	586		
931001.72	10.9	1.25	123	13.31 ± 1.45	0.26 ± 0.04
9261	13.8	2.63	344	56.32 ± 8.00	(6.75 ± 0.84)E-7
62917.3	3.5	3.38	490		
931007.20	307.1	1.15	119	...	0.18 ± 0.04
9267	-4.9	1.97	240	16.38 ± 7.17	(2.48 ± 0.44)E-7
17771.7	9.9	2.27	347		
931007.26	288.9	1.51	155	3.07 ± 1.45	0.23 ± 0.04
9267	-7.7	2.66	288	10.24 ± 1.45	(1.58 ± 6.02)E-7
22952.6	9.4	2.64	416		
931007.33	354.9	1.23	135	...	0.25 ± 0.07
9267	37.2	1.41	261	8.19 ± 3.07	(2.74 ± 0.07)E-7
29319.3	19.1	1.73	360		
931008.05	344.0	1.15	184	...	0.33 ± 0.08
9268	-68.1	1.22	319	2.05 ± 1.02	(1.37 ± 0.04)E-7
5024.9	27.5	...	442		
931008.63	43.0	1.80	160	50.18 ± 5.22	0.23 ± 0.04
9268	49.3	3.42	348	(1.24 ± 0.10)E+2	(2.31 ± 0.14)E-6
54916.8	3.2	4.59	492		
931011.96	260.3	...	117	...	0.15 ± 0.04
9271	55.5	1.04	374	2.05 ± 1.44	(4.64 ± 1.61)E-8
83718.3	33.6	...	566		
931014.08	10.6	1.51	147	...	0.23 ± 0.04
9274	15.6	...	254	4.10 ± 3.07	(4.67 ± 0.33)E-8
7552.2	65.5	...	315		
931017.22	227.2	...	124	5.12 ± 1.45	0.11 ± 0.03
9277	-68.8	1.54	381	15.36 ± 5.51	(1.38 ± 0.21)E-7
19221.7	24.2	1.73	448		
931020.10	289.0	...	392	21.50 ± 1.45	0.12 ± 0.04
9280	9.0	1.30	315	74.75 ± 3.69	(4.73 ± 0.05)E-7
8697.5	20.3	1.66	445		
931025.93	168.6	1.40	173	5.12 ± 1.45	0.19 ± 0.04
9285	20.2	2.36	329	14.34 ± 2.29	(2.30 ± 0.29)E-7
80462.5	11.0	2.63	431		
931031.23	192.0	3.01	163	...	0.45 ± 0.04
9291	66.2	1.60	274	1.02 ± 1.02	(1.01 ± 0.21)E-7
20519.6	16.7	1.04	382		
931102.59	338.5	1.22	166	3.07 ± 1.45	0.19 ± 0.04
9293	19.3	2.02	352	12.29 ± 3.24	(1.27 ± 0.57)E-7
51568.8	19.8	1.88	430		
931106.48	35.9	1.49	116	34.82 ± 5.22	0.23 ± 0.04
9297	75.7	2.86	277	91.14 ± 4.58	(1.34 ± 0.07)E-6
42228.4	15.0	3.72	411		
931106.90	178.5	2.28	154	5.12 ± 1.45	0.33 ± 0.04
9297	-38.4	2.61	275	17.41 ± 5.22	(2.09 ± 0.33)E-7
78310.6	16.8	2.37	411		
931107.31	99.4	1.57	183	43.01 ± 1.45	0.30 ± 0.05
9298	-40.7	3.08	437	(1.16 ± 0.03)E+2	(1.95 ± 0.07)E-6
26896.0	4.8	3.82	599		
931111.71	239.2	4.36	118	62.46 ± 2.29	0.71 ± 0.05
9302	37.9	7.87	237	(1.97 ± 0.02)E+2	(6.58 ± 0.24)E-6
61941.4	0.7	9.09	336		
931113.04	56.7	1.25	131	10.24 ± 1.45	0.18 ± 0.04
9304	-38.4	1.85	298	21.50 ± 4.58	(3.06 ± 0.30)E-7
3669.7	10.4	1.96	392		
931115.77	273.5	2.18	196	17.41 ± 1.45	0.36 ± 0.05
9306	2.8	3.21	360	36.86 ± 2.29	(5.41 ± 0.42)E-7
66557.6	8.0	3.06	538		
931125.86	159.7	5.72	182	6.14 ± 1.45	0.68 ± 0.04
9316	-79.4	10.36	374	15.36 ± 1.45	(1.13 ± 0.10)E-6
74847.4	3.5	12.15	530		
931206.45	175.2	1.53	134	12.29 ± 3.24	0.21 ± 0.04
9327	-0.2	2.66	271	27.65 ± 6.23	(4.15 ± 0.44)E-7
39631.5	13.0	3.02	386		
931209.89	28.4	...	110	36.86 ± 2.29	0.17 ± 0.04
9330	-31.7	2.46	297	(1.02 ± 0.14)E+2	(1.20 ± 0.05)E-6
77266.1	2.5	3.26	445		

TABLE 6—Continued

Name (NTB) Date (TJD) Time (s UT)	R.A. (°) Decl. (°) Err. (°)	C_{\max}/C_{\min} (4.096 s) (8.192 s)	C_{\min} (4.096 s) (8.192 s)	T_{50} (s) T_{90} (s)	P (ph cm ⁻² s ⁻¹) F (erg cm ⁻²) (50–300 keV)
931214.38	186.1	1.54	125	3.07 ± 1.45	0.28 ± 0.04
9335	72.1	2.39	260	6.14 ± 3.24	(1.97 ± 0.04)E-7
33424.5	7.1	2.29	353		
931215.12	318.1	1.59	118	4.10 ± 1.45	0.34 ± 0.05
9336	-1.5	2.34	293	13.31 ± 1.45	(2.60 ± 0.54)E-7
10491.5	8.8	2.20	370		
931220.16	119.1	1.80	146	4.10 ± 1.45	0.28 ± 0.05
9341	48.0	2.83	276	8.19 ± 1.45	(3.05 ± 0.05)E-7
13826.7	6.0	3.11	437		
931220.73	45.2	3.88	162	7.17 ± 1.45	0.61 ± 0.05
9341	19.2	6.48	318	20.48 ± 4.22	(8.91 ± 0.58)E-7
63345.3	6.0	7.20	438		
931222.11	277.9	...	188	20.48 ± 2.29	0.13 ± 0.04
9343	30.6	1.49	431	58.37 ± 5.12	(4.50 ± 0.05)E-7
10361.5	5.1	1.88	577		
931222.82	210.2	6.09	178	1.02 ± 1.45	1.73 ± 0.09
9343	-34.6	2.83	326	1.02 ± 1.45	(4.13 ± 0.17)E-7
70972.1	13.8	2.00	486		
931223.07	190.1	1.51	196	...	0.22 ± 0.04
9344	33.4	1.36	309	3.07 ± 2.05	(8.96 ± 0.27)E-8
6589.6	52.9	1.19	519		
931225.46	264.8	0.15 ± 0.04
9346	40.7	1.43	348	11.26 ± 4.10	(1.31 ± 0.04)E-7
40442.0	8.5	1.40	404		
931226.85	226.2	2.09	166	12.29 ± 2.29	0.32 ± 0.04
9347	-18.2	3.53	371	33.79 ± 5.22	(5.58 ± 0.33)E-7
73656.5	12.2	4.19	506		
931226.88	93.8	1.02	159	...	0.17 ± 0.05
9347	-28.7	2.05 ± 1.02	(1.99 ± 1.82)E-8
76813.5	66.1		
931229.36	97.3	1.61	132	12.29 ± 2.29	0.30 ± 0.05
9350	75.2	2.50	264	32.77 ± 7.38	(7.10 ± 0.55)E-7
31105.2	8.0	3.44	485		
940102.49	310.2	1.35	118	9.22 ± 1.45	0.23 ± 0.05
9354	14.4	2.35	247	23.55 ± 14.37	(3.53 ± 0.37)E-7
43090.1	14.7	2.47	348		
940102.55	24.3	1.51	132	15.36 ± 2.29	0.20 ± 0.04
9354	-53.4	2.63	336	37.89 ± 3.24	(7.68 ± 0.75)E-7
47745.2	6.0	3.41	454		
940103.26	8.8	1.15	186	3.07 ± 1.45	0.19 ± 0.04
9355	-28.2	1.52	335	8.19 ± 2.29	(1.08 ± 0.50)E-7
22470.8	8.7	1.42	465		
940104.79	46.7	1.13	156	9.22 ± 3.24	0.19 ± 0.04
9356	54.9	1.91	340	23.55 ± 6.48	(3.42 ± 0.03)E-7
68722.8	38.2	2.14	468		
940106.99	112.1	2.20	145	26.62 ± 1.45	0.35 ± 0.05
9358	-69.4	3.47	273	53.25 ± 1.45	(1.10 ± 0.11)E-6
85608.6	6.2	4.16	423		
940107.94	229.7	1.68	143	71.68 ± 5.12	0.23 ± 0.04
9359	-11.5	1.82	252	(1.31 ± 0.09)E+2	(5.84 ± 1.01)E-7
81415.3	15.0	1.56	340		
940111.10	268.9	13.31 ± 5.22	(6.93 ± 4.39)E-2
9363	-11.1	23.55 ± 6.23	(1.62 ± 0.06)E-7
9501.8	45.9	1.19	504		
940111.84	109.6	1.21	148	28.67 ± 2.29	0.17 ± 0.04
9363	-61.6	1.92	285	(1.19 ± 0.07)E+2	(6.68 ± 0.08)E-7
73408.7	11.3	1.93	416		
940113.63	238.3	22.53 ± 9.27	0.13 ± 0.04
9365	50.8	1.59	275	73.73 ± 10.24	(3.66 ± 0.04)E-7
54979.7	23.5	1.49	319		
940116.52	353.4	1.13	189	...	0.15 ± 0.04
9368	24.4	2.05 ± 1.02	(4.34 ± 0.15)E-8
45538.5	38.1		
940116.83	59.5	1.94	128	2.05 ± 1.45	0.39 ± 0.05
9368	16.7	3.02	256	7.17 ± 2.29	(1.90 ± 0.95)E-7
72261.8	5.9	2.52	362		
940119.39	48.4	3.40	119	13.31 ± 1.45	0.63 ± 0.05
9371	18.4	2.47	238	26.62 ± 9.71	(4.19 ± 1.33)E-7
33932.4	6.7	2.65	333		
940121.05	9.0	1.82	139	...	0.54 ± 0.08
9373	-47.4	1.43	337	3.07 ± 1.44	(2.01 ± 0.06)E-7
5084.3	62.5	1.20	380		
940125.55	193.8	1.72	119	77.82 ± 2.90	0.28 ± 0.04
9377	2.3	2.62	297	(1.30 ± 0.03)E+2	(7.41 ± 0.35)E-7
47740.1	36.2	2.24	332		
940131.68	353.5	1.62	118	12.29 ± 1.45	0.26 ± 0.04
9383	-12.5	2.67	237	31.74 ± 8.26	(7.92 ± 0.86)E-7
58971.3	8.2	3.65	336		
940131.78	188.6	1.49	162	45.06 ± 1.45	0.28 ± 0.05
9383	-51.3	2.22	391	77.82 ± 15.39	(7.50 ± 0.73)E-7
67605.7	6.8	2.35	565		

TABLE 6—Continued

Name (NTB) Date (TJD) Time (s UT)	R.A. (°) Decl. (°) Err. (°)	C_{\max}/C_{\min} (4.096 s) (8.192 s)	C_{\min} (4.096 s) (8.192 s)	T_{50} (s) T_{90} (s)	P (ph cm ⁻² s ⁻¹) F (erg cm ⁻²) (50–300 keV)
940203.71	240.2	10.57	160	...	1.82 ± 0.06
9386	-23.8	5.99	333	3.07 ± 1.02	(3.92 ± 1.11)E-7
62085.3	2.3	4.31	478		
940218.81	114.1	1.33	148	10.24 ± 4.22	0.11 ± 0.05
9401	-17.5	1.91	359	23.55 ± 39.99	(3.59 ± 0.31)E-7
70793.4	6.1	2.50	521		
940222.09	197.2	12.76	156	9.22 ± 1.45	1.77 ± 0.05
9405	19.6	16.18	313	22.53 ± 4.34	(1.91 ± 0.16)E-6
7906.5	3.3	12.45	445		
940304.58	3.0	1.47	182	8.19 ± 1.45	0.23 ± 0.04
9415	-72.0	2.50	388	18.43 ± 4.22	(3.07 ± 0.36)E-7
50618.5	8.1	2.85	503		
940312.55	356.0	2.27	180	10.24 ± 1.45	0.36 ± 0.05
9423	15.8	3.54	395	26.62 ± 2.29	(6.24 ± 0.84)E-7
48183.4	106.6	4.21	553		
940316.81	57.6	1.29	139	...	0.21 ± 0.04
9427	54.6	1.52	315	4.10 ± 1.02	(7.49 ± 9.14)E-8
70462.6	55.1	1.33	380		
940318.33	121.6	2.96	178	...	0.45 ± 0.05
9429	87.2	1.61	369	1.02 ± 1.02	(1.10 ± 0.27)E-7
29183.1	8.2	1.26	471		
940319.39	256.7	1.42	131	11.26 ± 1.45	0.18 ± 0.05
9430	34.5	2.44	310	37.89 ± 9.66	(6.75 ± 1.17)E-7
34457.8	4.0	3.30	432		
940321.58	149.1	1.46	164	7.17 ± 1.45	0.22 ± 0.04
9432	-14.3	1.17	264	8.19 ± 1.45	(1.27 ± 0.02)E-7
50806.9	17.6	1.34	413		
940324.13	200.1	1.05	182	6.14 ± 2.29	0.13 ± 0.03
9435	14.0	1.91	351	18.43 ± 9.27	(1.86 ± 0.25)E-7
11726.0	14.1	2.23	462		
940325.19	105.0	1.37	183	...	0.37 ± 0.07
9436	26.8	1.66	373	3.07 ± 1.02	(2.29 ± 0.05)E-7
16649.4	23.1	1.23	477		
940327.40	50.2	1.83	115	13.31 ± 1.45	0.41 ± 0.05
9438	-3.9	3.11	237	36.86 ± 15.50	(5.91 ± 0.95)E-7
34910.4	4.8	2.76	342		
940330.04	173.7	2.12	187	...	0.32 ± 0.06
9441	-56.7	1.16	295	2.05 ± 1.02	(8.83 ± 0.26)E-8
3828.9	15.8		
940330.33	47.5	1.88	130	26.62 ± 1.45	0.33 ± 0.05
9441	14.6	1.96	251	48.13 ± 4.22	(1.34 ± 0.06)E-6
28883.1	2.9	2.50	355		
940330.57	351.3	1.02 ± 1.45	0.16 ± 0.05
9441	4.5	1.12	379	5.12 ± 1.45	(8.52 ± 0.87)E-8
50095.3	25.6		
940330.95	189.3	1.21	205	...	0.17 ± 0.04
9441	-58.9	2.03	311	10.24 ± 5.12	(1.55 ± 0.07)E-7
82334.9	17.3	1.62	461		
940331.57	217.6	8.37	137	20.48 ± 1.45	1.67 ± 0.08
9442	-74.2	12.97	247	30.72 ± 1.45	(4.46 ± 0.18)E-6
50028.7	1.1	17.93	335		
940402.39	240.1	54.27 ± 3.24	0.11 ± 0.04
9444	-29.2	1.19	346	99.33 ± 9.27	(6.80 ± 0.15)E-7
34152.6	11.4	1.51	412		
940402.43	162.5	1.87	144	72.70 ± 2.29	0.31 ± 0.05
9444	22.0	3.16	257	(1.29 ± 0.03)E+2	(1.63 ± 0.07)E-6
37832.9	10.7	2.95	341		
940407.24	47.0	60.42 ± 1.45	0.13 ± 0.04
9449	19.3	1.41	336	(1.02 ± 0.06)E+2	(5.87 ± 0.49)E-7
21284.0	11.1	1.67	457		
940407.82	73.2	1.39	167	...	0.27 ± 0.06
9449	8.4	2.05 ± 1.02	(4.05 ± 0.75)E-8
71371.9	14.1		
940407.86	27.9	14.34 ± 1.45	0.14 ± 0.04
9449	-63.4	1.68	251	35.84 ± 7.38	(3.80 ± 0.07)E-7
74951.8	18.3	2.07	350		
940409.09	191.2	5.68	155	3.07 ± 1.45	0.93 ± 0.06
9451	-23.2	8.79	320	25.60 ± 1.45	(8.68 ± 0.93)E-7
7933.1	4.0	6.78	439		
940411.33	80.7	1.18	114	28.67 ± 1.45	0.21 ± 0.04
9453	41.2	2.28	229	61.44 ± 6.23	(1.26 ± 0.08)E-6
28646.6	3.2	3.40	370		
940412.25	306.1	1.60	128	15.36 ± 2.29	0.25 ± 0.05
9454	-29.8	2.78	354	36.86 ± 2.29	(7.62 ± 0.52)E-7
21602.5	9.3	3.57	531		
940413.24	28.7	1.62	152	7.17 ± 1.45	0.39 ± 0.07
9455	1.3	2.33	321	23.55 ± 3.24	(5.90 ± 0.13)E-7
21206.2	15.4	2.43	391		
940414.51	225.6	1.05	132	6.14 ± 2.29	0.17 ± 0.04
9456	2.9	1.79	358	14.34 ± 3.24	(2.02 ± 0.08)E-7
44093.6	15.4	1.87	541		

TABLE 6—Continued

Name (NTB) Date (TJD) Time (s UT)	R.A. (°) Decl. (°) Err. (°)	C_{\max}/C_{\min} (4.096 s) (8.192 s)	C_{\min} (4.096 s) (8.192 s)	T_{50} (s) T_{90} (s)	P (ph cm ⁻² s ⁻¹) F (erg cm ⁻²) (50–300 keV)
940414.91	206.3	2.37	137	4.10 ± 1.45	0.43 ± 0.05
9456	-15.3	3.47	259	12.29 ± 1.45	(3.40 ± 0.37)E-7
79167.6	5.8	3.30	400		
940417.42	136.6	2.04	123	9.22 ± 1.45	0.30 ± 0.04
9459	0.4	3.93	277	27.65 ± 3.24	(4.84 ± 3.13)E-7
36379.8	6.4	5.00	417		
940418.27	141.9	13.31 ± 1.45	0.11 ± 0.04
9460	-29.0	1.15	352	36.86 ± 5.51	(3.37 ± 0.03)E-7
23814.3	19.7	1.50	453		
940418.56	232.6	1.62	176	2.05 ± 1.45	0.42 ± 0.08
9460	-8.9	2.21	351	7.17 ± 2.29	(3.04 ± 0.08)E-7
48832.7	14.1	1.84	448		
940419.24	183.2	1.48	134	7.17 ± 1.45	0.22 ± 0.05
9461	-4.4	2.50	237	25.60 ± 4.34	(3.88 ± 0.34)E-7
21200.0	6.4	2.91	354		
940424.96	213.6	1.13	205	11.26 ± 1.45	0.15 ± 0.05
9466	-68.2	2.12	348	26.62 ± 10.29	(3.03 ± 0.38)E-7
83646.6	18.5	2.63	453		
940503.09	150.8	1.30	154	3.07 ± 1.45	0.17 ± 0.04
9475	-60.9	1.98	281	7.17 ± 3.24	(1.25 ± 0.30)E-7
8466.6	12.7	1.72	358		
940506.93	26.9	1.13	158	39.94 ± 3.24	0.15 ± 0.05
9478	-29.3	2.00	275	(1.10 ± 0.17)E+2	(1.09 ± 0.04)E-6
81103.0	7.3	2.57	420		
940507.03	278.8	1.17	173	3.07 ± 1.45	0.20 ± 0.05
9479	51.5	1.39	319	6.14 ± 2.29	(1.15 ± 0.03)E-7
3296.4	20.3	1.29	491		
940508.43	95.6	11.26 ± 6.23	0.10 ± 0.04
9480	32.3	1.54	365	32.77 ± 9.71	(2.44 ± 0.04)E-7
37804.2	19.7	1.76	542		
940511.10	142.7	1.43	117	9.22 ± 1.45	0.25 ± 0.04
9483	82.9	2.75	245	22.53 ± 3.24	(6.90 ± 0.34)E-7
9102.5	4.6	3.43	347		
940512.59	119.2	1.13	183	15.36 ± 1.45	0.18 ± 0.04
9484	-17.3	1.93	360	37.89 ± 8.26	(4.58 ± 0.46)E-7
51213.5	8.5	2.34	510		
940514.66	93.1	10.24 ± 4.22	(6.62 ± 3.97)E-2
9486	-23.8	23.55 ± 9.27	(2.44 ± 0.03)E-7
57454.7	20.4	1.33	528		
940517.21	214.3	1.69	123	10.24 ± 1.45	0.27 ± 0.04
9489	13.1	3.17	273	28.67 ± 8.26	(5.07 ± 0.48)E-7
18525.3	8.8	3.85	411		
940517.30	276.5	2.66	143	4.10 ± 1.45	0.51 ± 0.05
9489	8.8	4.85	291	14.34 ± 4.22	(5.22 ± 1.03)E-7
26381.5	3.9	4.62	435		
940517.77	55.6	1.65	165	31.74 ± 2.29	0.27 ± 0.04
9489	-53.0	2.76	317	63.49 ± 8.26	(1.08 ± 0.07)E-6
66680.0	2.4	3.34	472		
940521.60	69.2	4.10 ± 1.45	0.17 ± 0.09
9493	40.7	11.26 ± 4.22	(3.18 ± 0.07)E-7
51887.3	25.3	1.17	381		
940521.98	66.0	12.29 ± 1.45	(9.89 ± 4.58)E-2
9493	-40.0	1.48	337	35.84 ± 4.58	(3.92 ± 0.08)E-7
84796.6	7.8	1.87	406		
940523.97	243.8	1.61	185	25.60 ± 1.45	0.27 ± 0.05
9495	23.3	3.12	373	52.22 ± 2.29	(1.04 ± 0.07)E-6
84186.3	5.6	3.97	485		
940524.31	143.5	6.36	162	1.02 ± 1.45	1.06 ± 0.05
9496	-9.1	6.21	329	3.07 ± 1.45	(4.08 ± 1.92)E-7
27048.1	5.7	4.73	445		
940526.33	77.6	1.42	129	10.24 ± 1.45	0.21 ± 0.04
9498	-12.1	1.91	235	26.62 ± 10.29	(3.01 ± 0.41)E-7
29079.7	12.7	2.39	332		
940530.24	283.2	1.58	131	...	0.25 ± 0.05
9502	-79.6	1.20	259	3.07 ± 1.02	(7.73 ± 0.19)E-8
21461.1	40.3		
940604.27	342.7	1.18	150	21.50 ± 6.23	0.33 ± 0.08
9507	71.1	1.90	304	61.44 ± 3.69	(1.37 ± 0.02)E-6
23481.5	11.7	2.40	395		
940610.96	114.2	1.61	187	15.36 ± 2.29	0.20 ± 0.04
9513	-73.7	1.62	373	32.77 ± 2.29	(6.02 ± 0.05)E-7
83489.9	10.1	2.11	548		
940611.66	333.0	2.67	167	2.05 ± 1.45	0.50 ± 0.05
9514	42.6	2.94	349	11.26 ± 5.22	(2.52 ± 0.84)E-7
57137.3	5.3	2.49	496		
940611.86	157.7	2.14	127	10.24 ± 1.45	0.33 ± 0.05
9514	-31.6	3.27	242	28.67 ± 2.90	(5.63 ± 1.05)E-7
74590.4	6.9	3.72	342		
940612.19	167.1	14.34 ± 1.45	0.14 ± 0.04
9515	-31.8	1.54	336	29.70 ± 6.48	(1.94 ± 0.04)E-7
16749.7	32.0	1.54	501		

TABLE 6—Continued

Name (NTB) Date (TJD) Time (s UT)	R.A. (°) Decl. (°) Err. (°)	C_{\max}/C_{\min} (4.096 s) (8.192 s)	C_{\min} (4.096 s) (8.192 s)	T_{50} (s) T_{90} (s)	P (ph cm ⁻² s ⁻¹) F (erg cm ⁻²) (50–300 keV)
940613.37	295.7	7.46	133	7.17 ± 1.45	1.33 ± 0.06
9516	-55.9	10.64	265	21.50 ± 4.22	(1.84 ± 0.22)E-6
32102.6	1.3	12.13	375		
940616.14	52.3	1.67	135	11.26 ± 1.45	0.24 ± 0.04
9519	74.7	3.03	263	27.65 ± 3.24	(7.18 ± 0.92)E-7
12512.4	3.9	4.14	365		
940616.43	51.0	1.06	127	9.22 ± 1.45	0.14 ± 0.04
9519	76.4	1.12	228	21.50 ± 8.26	(1.55 ± 0.28)E-7
37471.4	19.7	1.31	387		
940617.00	19.8	23.55 ± 2.29	0.14 ± 0.04
9520	-64.3	1.54	304	69.63 ± 8.44	(6.30 ± 0.36)E-7
262.3	6.3	1.92	382		
940620.97	304.4	1.53	118	6.14 ± 1.45	0.24 ± 0.04
9523	-51.2	2.31	243	13.31 ± 7.24	(2.10 ± 0.46)E-7
83830.9	14.5	2.08	335		
940621.89	20.3	1.31	161	16.38 ± 1.45	0.19 ± 0.04
9524	-39.0	2.13	317	44.03 ± 5.22	(6.11 ± 0.32)E-7
77385.9	7.7	2.70	446		
940622.64	71.2	1.21	210	20.48 ± 2.29	0.32 ± 0.07
9525	3.2	1.87	400	62.46 ± 4.22	(1.15 ± 0.02)E-6
55862.4	8.5	2.45	576		
940623.15	183.0	2.09	191	6.14 ± 1.45	0.37 ± 0.05
9526	4.6	2.58	398	17.41 ± 2.29	(3.99 ± 0.89)E-7
13033.6	6.7	3.35	559		
940623.99	209.4	1.58	159	40.96 ± 3.24	0.25 ± 0.04
9526	-44.7	2.85	312	(1.14 ± 0.16)E+2	(1.38 ± 0.08)E-6
85606.6	4.6	3.75	415		
940628.23	266.8	4.70	190	83.97 ± 4.22	0.70 ± 0.05
9531	74.7	8.40	384	(1.62 ± 0.02)E+2	(2.14 ± 0.08)E-6
20448.4	2.3	9.83	554		
940702.36	88.8	1.58	147	21.50 ± 1.45	0.24 ± 0.05
9535	64.0	2.78	322	47.10 ± 2.29	(1.51 ± 0.07)E-6
31516.8	7.6	3.10	515		
940704.26	175.9	10.24 ± 1.45	0.13 ± 0.04
9537	-29.6	1.12	355	18.43 ± 2.29	(2.02 ± 0.07)E-7
23060.7	20.9	1.23	453		
940704.84	329.4	1.38	188	19.46 ± 2.29	0.18 ± 0.04
9537	29.4	2.17	277	53.25 ± 8.26	(8.49 ± 0.43)E-7
73371.8	6.2	2.83	344		
940705.29	296.0	1.05	126	...	0.16 ± 0.04
9538	56.0	1.51	350	11.26 ± 5.12	(1.66 ± 0.35)E-7
25345.2	14.6	1.62	449		
940706.14	333.7	2.69	201	16.38 ± 1.45	0.38 ± 0.04
9539	46.8	4.80	368	35.84 ± 5.22	(9.24 ± 0.65)E-7
12239.0	4.1	5.63	517		
940708.01	112.3	3.80	206	2.05 ± 1.45	0.68 ± 0.05
9541	-25.2	4.81	441	16.38 ± 15.39	(4.26 ± 0.90)E-7
1712.3	3.1	3.71	622		
940708.41	176.9	22.53 ± 6.48	0.20 ± 0.08
9541	-33.6	1.09	256	57.34 ± 6.87	(1.13 ± 0.01)E-6
35911.9	10.9	1.28	367		
940710.41	99.4	1.18	176	16.38 ± 1.45	0.11 ± 0.04
9543	-33.3	1.90	384	47.10 ± 2.29	(6.17 ± 0.10)E-7
35465.4	3.4	2.42	499		
940712.00	58.0	19.07	136	5.12 ± 1.45	4.07 ± 0.08
9545	-71.1	21.82	273	11.26 ± 2.29	(2.90 ± 0.46)E-6
69.8	0.7	18.47	386		
940713.48	316.5	1.40	168	9.22 ± 4.22	0.20 ± 0.04
9546	53.3	2.21	354	27.65 ± 2.29	(2.41 ± 0.03)E-7
41819.3	15.0	2.08	512		
940716.56	353.5	1.33	184	...	0.36 ± 0.07
9549	49.9	3.07 ± 2.05	(8.23 ± 0.25)E-8
48860.3	29.5		
940719.20	334.6	9.22 ± 2.29	0.23 ± 0.08
9552	-25.8	1.16	336	32.77 ± 10.44	(5.95 ± 0.09)E-7
18078.9	35.7	1.45	440		
940720.08	252.3	1.34	159	...	0.20 ± 0.04
9553	31.1	1.05	366	5.12 ± 3.07	(4.60 ± 0.64)E-8
7026.9	31.5		
940720.40	330.9	1.30	176	23.55 ± 1.45	0.16 ± 0.04
9553	-51.2	2.10	373	38.91 ± 4.22	(6.23 ± 0.61)E-7
35074.2	16.8	2.57	503		
940722.33	347.5	1.79	145	32.77 ± 2.90	0.26 ± 0.04
9555	36.1	2.98	311	(1.04 ± 0.03)E+2	(1.17 ± 0.03)E-6
28528.8	6.2	3.09	463		
940726.63	349.6	2.69	185	76.80 ± 19.48	1.30 ± 0.14
9559	27.5	4.73	403	(1.25 ± 0.08)E+2	(5.31 ± 0.08)E-6
55163.1	3.2	5.49	542		
940727.47	308.3	11.98	163	50.18 ± 1.45	2.13 ± 0.06
9560	-8.7	21.59	328	80.90 ± 1.45	(9.60 ± 0.87)E-6
40864.9	6.0	23.92	465		

TABLE 6—Continued

Name (NTB) Date (TJD) Time (s UT)	R.A. (°) Decl. (°) Err. (°)	C_{\max}/C_{\min} (4.096 s) (8.192 s)	C_{\min} (4.096 s) (8.192 s)	T_{50} (s) T_{90} (s)	P (ph cm ⁻² s ⁻¹) F (erg cm ⁻²) (50–300 keV)
940727.82	234.9	9.22 ± 1.45	0.13 ± 0.04
9560	-76.2	1.29	364	19.46 ± 3.24	(2.35 ± 0.20)E-7
71046.3	8.0	1.76	373		
940729.06	352.9	3.90	184	19.46 ± 1.45	0.62 ± 0.05
9562	-0.1	5.84	364	45.06 ± 5.22	(1.45 ± 0.09)E-6
5403.8	2.4	7.11	513		
940729.45	102.0	1.00	134	...	0.15 ± 0.04
9562	-49.0	1.71	352	5.12 ± 1.44	(1.14 ± 0.36)E-7
39711.9	15.9	1.48	481		
940730.45	82.5	19.09	179	11.26 ± 1.45	3.78 ± 0.08
9563	-65.3	33.90	361	20.48 ± 1.45	(9.41 ± 0.37)E-6
39690.4	0.7	27.85	504		
940803.44	90.2	1.55	139	12.29 ± 2.29	0.25 ± 0.05
9567	-32.2	2.02	362	30.72 ± 2.90	(4.38 ± 0.41)E-7
38263.0	8.7	2.29	518		
940811.31	94.8	1.46	144	29.70 ± 4.22	0.21 ± 0.04
9575	29.0	1.77	259	80.90 ± 20.33	(4.13 ± 0.15)E-7
27547.8	25.8	1.49	386		
940812.28	237.8	1.35	180	23.55 ± 1.45	0.16 ± 0.04
9576	-26.7	2.38	360	56.32 ± 13.35	(5.78 ± 0.39)E-7
24874.2	13.7	2.60	521		
940813.13	272.1	1.23	166	2.05 ± 1.45	0.19 ± 0.04
9577	17.3	1.35	357	6.14 ± 3.24	(8.54 ± 0.16)E-8
11688.1	51.9	1.10	494		
940814.53	99.0	1.70	166	32.77 ± 1.45	0.25 ± 0.04
9578	-24.1	2.83	363	(1.04 ± 0.17)E+2	(1.94 ± 0.11)E-6
45849.8	2.1	3.75	532		
940815.78	73.1	1.29	154	13.31 ± 1.45	0.15 ± 0.04
9579	18.2	1.45	284	28.67 ± 17.44	(2.39 ± 0.18)E-7
68196.5	43.0	1.34	465		
940815.86	148.8	8.19 ± 3.24	0.11 ± 0.04
9579	-18.7	1.26	241	21.50 ± 1.45	(2.53 ± 0.03)E-7
74662.1	11.2	1.77	397		
940902.23	138.0	5.12 ± 2.29	0.13 ± 0.04
9597	50.4	1.49	254	17.41 ± 9.44	(1.95 ± 0.42)E-7
20164.8	30.9	1.82	405		
940906.73	104.7	4.10 ± 1.45	0.11 ± 0.04
9601	29.3	1.06	343	9.22 ± 4.34	(9.86 ± 1.00)E-8
63695.0	11.1	1.17	400		
940908.87	308.8	1.22	184	11.26 ± 1.45	0.19 ± 0.05
9603	31.3	1.80	386	30.72 ± 7.45	(3.82 ± 0.42)E-7
75245.7	4.5	2.27	599		
940909.00	105.5	1.26	193	14.34 ± 2.29	0.22 ± 0.05
9604	63.4	1.90	355	29.70 ± 7.80	(3.65 ± 0.54)E-7
699.6	43.0	2.15	445		
940909.47	194.1	9.90	204	33.79 ± 6.23	1.92 ± 0.07
9604	19.5	8.30	419	86.02 ± 1.45	(2.17 ± 0.10)E-6
40875.2	2.4	6.53	573		
940913.95	156.8	1.14	146	41.98 ± 5.22	0.15 ± 0.04
9608	29.3	2.11	354	65.54 ± 4.22	(5.62 ± 0.44)E-7
82402.5	23.4	2.61	485		
940916.33	74.8	4.92	206	4.10 ± 1.45	1.27 ± 0.08
9611	-39.5	5.93	429	48.13 ± 2.90	(1.07 ± 0.04)E-6
29184.2	17.2	5.63	579		
940917.29	301.8	1.47	136	10.24 ± 3.24	0.21 ± 0.04
9612	1.7	2.68	317	32.77 ± 5.79	(6.71 ± NaN)E-7
25416.9	11.9	2.88	476		
940923.31	259.3	2.54	164	12.29 ± 1.45	0.31 ± 0.04
9618	66.7	4.69	297	38.91 ± 5.12	(8.83 ± 0.85)E-7
27198.6	3.1	5.60	411		
940923.81	254.1	1.40	154	27.65 ± 2.29	0.20 ± 0.04
9618	-49.9	2.48	375	75.78 ± 13.66	(5.08 ± 0.45)E-7
70474.9	10.9	3.09	518		
940923.94	91.9	1.32	143	21.50 ± 3.24	0.42 ± 0.09
9618	11.8	2.04	309	51.20 ± 13.47	(2.00 ± 0.03)E-6
81698.0	4.2	2.63	420		
940924.30	227.1	1.46	179	12.29 ± 3.24	0.25 ± 0.05
9619	11.8	2.36	355	47.10 ± 4.58	(5.76 ± 0.47)E-7
26306.7	5.6	2.87	597		
940924.97	154.5	1.87	168	4.10 ± 1.45	0.34 ± 0.05
9619	-9.9	2.36	332	7.17 ± 2.29	(1.96 ± 6.16)E-7
84644.0	4.3	2.70	440		
940926.05	31.6	1.55	177	25.60 ± 8.26	0.40 ± 0.07
9621	-40.7	1.90	317	48.13 ± 5.12	(6.83 ± 0.08)E-7
4565.2	11.4	1.64	500		
940926.48	187.6	1.14	144	3.07 ± 1.45	0.19 ± 0.05
9621	-12.0	2.08	263	7.17 ± 3.24	(1.52 ± 0.47)E-7
41896.1	24.1	2.12	391		
940930.06	87.1	1.37	188	...	0.30 ± 0.06
9625	59.7	1.48	334	3.07 ± 1.44	(1.55 ± 0.03)E-7
5214.4	22.2	1.20	407		

TABLE 6—Continued

Name (NTB) Date (TJD) Time (s UT)	R.A. (°) Decl. (°) Err. (°)	C_{\max}/C_{\min} (4.096 s) (8.192 s)	C_{\min} (4.096 s) (8.192 s)	T_{50} (s) T_{90} (s)	P (ph cm ⁻² s ⁻¹) F (erg cm ⁻²) (50–300 keV)
940930.26	80.4	7.08	204	16.38 ± 1.45	0.97 ± 0.05
9625	33.0	11.97	385	74.75 ± 8.26	(2.21 ± 0.14)E-6
23013.6	10.7	12.65	544		
940930.57	187.5	8.19 ± 1.45	(9.71 ± 4.48)E-2
9625	75.0	1.31	391	17.41 ± 1.45	(2.36 ± 0.04)E-7
49696.9	10.5	1.45	507		
940930.88	123.0	1.61	113	4.10 ± 1.45	0.19 ± 0.04
9625	55.3	2.33	297	14.34 ± 10.44	(1.64 ± 0.51)E-7
76697.8	56.2	2.40	406		
941001.89	301.8	1.27	155	7.17 ± 2.29	0.18 ± 0.04
9626	30.6	1.48	357	24.58 ± 12.37	(1.65 ± 0.90)E-7
77083.8	53.1	1.60	518		
941004.97	158.2	2.80	141	45.06 ± 2.90	0.40 ± 0.05
9629	-2.5	5.15	280	(2.32 ± 0.16)E+2	(4.96 ± 0.17)E-6
83810.5	2.0	6.99	406		
941005.32	100.9	1.37	162	(1.04 ± 0.02)E+2	0.13 ± 0.04
9630	-31.8	2.37	285	(1.90 ± 0.16)E+2	(1.11 ± 0.06)E-6
28380.3	5.9	3.01	422		
941008.07	358.7	1.49	158	76.80 ± 5.51	0.29 ± 0.05
9633	76.5	2.44	297	(1.05 ± 0.03)E+2	(9.32 ± 1.04)E-7
6885.6	6.1	2.32	510		
941008.73	270.7	1.25	194	49.15 ± 5.22	0.19 ± 0.05
9633	-4.3	1.83	360	82.94 ± 4.22	(7.61 ± 0.07)E-7
63897.8	5.3	2.00	530		
941010.18	132.8	2.33	162	46.08 ± 9.27	0.34 ± 0.04
9635	-76.0	3.81	332	(1.03 ± 0.34)E+2	(1.08 ± 0.03)E-6
15902.9	6.7	4.62	472		
941011.15	290.0	14.34 ± 1.45	0.26 ± 0.12
9636	-58.4	1.39	314	44.03 ± 8.44	(1.42 ± 0.02)E-6
13094.1	56.8	1.65	340		
941011.36	351.5	7.17 ± 1.45	0.20 ± 0.06
9636	-36.0	1.44	325	15.36 ± 4.58	(3.21 ± 0.05)E-7
31270.1	41.3	1.62	504		
941015.97	22.0	1.84	121	12.29 ± 1.45	0.23 ± 0.04
9640	20.9	2.41	289	32.77 ± 4.34	(4.05 ± 0.68)E-7
84432.0	13.4	3.06	376		
941018.55	55.0	8.19 ± 2.29	0.14 ± 0.04
9643	-0.2	1.66	365	17.41 ± 5.22	(2.06 ± 0.03)E-7
48228.5	15.5	1.77	495		
941018.90	308.9	1.64	163	16.38 ± 1.45	0.26 ± 0.04
9643	35.7	2.36	335	60.42 ± 8.26	(6.65 ± 0.68)E-7
78180.5	27.0	2.76	470		
941020.22	5.0	28.67 ± 12.46	0.12 ± 0.05
9645	67.6	1.37	315	46.08 ± 2.29	(3.59 ± 1.48)E-7
19081.4	5.4	1.60	479		
941022.42	45.3	2.44	125	75.78 ± 3.24	0.57 ± 0.05
9647	28.3	5.15	251	(1.50 ± 0.01)E+2	(2.65 ± 0.10)E-6
37101.7	4.3	5.42	378		
941023.03	112.0	1.23	156	8.19 ± 1.45	0.22 ± 0.05
9648	19.4	2.25	316	21.50 ± 3.24	(4.41 ± 0.58)E-7
3402.9	10.9	2.58	414		
941023.19	338.9	1.46	163	...	0.37 ± 0.07
9648	65.4	1.25	300	10.24 ± 3.07	(2.88 ± 0.07)E-7
16590.0	28.8	1.49	473		
941026.25	243.3	1.90	167	4.10 ± 1.45	0.28 ± 0.05
9651	-51.5	2.96	306	14.34 ± 1.45	(2.73 ± 0.36)E-7
22067.4	56.2	2.90	451		
941031.39	36.4	2.06	175	6.14 ± 1.45	0.26 ± 0.04
9656	45.6	3.54	353	15.36 ± 1.45	(4.72 ± 0.32)E-7
33813.7	21.2	4.06	532		
941031.58	257.2	1.57	140	4.10 ± 1.45	0.18 ± 0.03
9656	50.9	2.32	310	11.26 ± 1.45	(2.64 ± 0.37)E-7
50199.7	14.5	3.08	485		
941101.41	243.5	10.24 ± 1.45	0.16 ± 0.05
9657	4.9	1.89	289	25.60 ± 2.90	(3.58 ± 1.20)E-7
36036.8	5.5	2.24	401		
941102.67	141.6	29.70 ± 2.29	0.22 ± 0.07
9658	-36.5	1.79	330	79.87 ± 3.69	(1.09 ± 0.01)E-6
58524.8	18.9	2.17	431		
941104.40	338.3	3.65	166	4.10 ± 1.45	0.56 ± 0.05
9660	22.2	6.18	302	14.34 ± 4.58	(6.88 ± 0.85)E-7
35171.5	4.0	7.35	439		
941108.55	48.1	1.48	178	13.31 ± 1.45	0.24 ± 0.05
9664	67.3	2.64	362	25.60 ± 3.24	(5.72 ± 0.37)E-7
48100.5	5.4	2.95	464		
941109.25	329.8	13.31 ± 2.29	0.12 ± 0.05
9665	-14.8	1.27	338	30.72 ± 10.44	(2.13 ± 0.39)E-7
22294.7	57.7	1.61	462		
941116.36	284.6	1.31	197	3.07 ± 2.29	0.38 ± 0.08
9672	30.5	1.36	376	7.17 ± 2.29	(3.07 ± 0.09)E-7
31954.1	19.3	1.57	561		

TABLE 6—Continued

Name (NTB) Date (TJD) Time (s UT)	R.A. (°) Decl. (°) Err. (°)	C_{\max}/C_{\min} (4.096 s) (8.192 s)	C_{\min} (4.096 s) (8.192 s)	T_{50} (s) T_{90} (s)	P (ph cm ⁻² s ⁻¹) F (erg cm ⁻²) (50–300 keV)
941119.05	4.7	1.77	175	8.19 ± 1.45	0.26 ± 0.05
9675	24.4	3.13	321	20.48 ± 1.45	(6.28 ± 0.61)E-7
4896.9	6.1	3.94	433		
941123.70	26.8	1.08	157	7.17 ± 1.45	0.14 ± 0.04
9679	55.8	1.53	375	15.36 ± 1.45	(2.41 ± 0.49)E-7
61235.4	12.6	2.01	519		
941125.46	246.5	1.87	162	12.29 ± 3.24	0.22 ± 0.03
9681	19.4	2.90	304	36.86 ± 19.48	(3.84 ± 0.48)E-7
40288.4	8.1	3.23	406		
941201.27	79.8	1.20	129	44.03 ± 1.45	0.14 ± 0.04
9687	-31.7	2.01	279	77.82 ± 3.24	(1.59 ± 0.12)E-6
23396.5	7.0	2.70	358		
941205.12	276.0	1.07	128	13.31 ± 2.29	0.25 ± 0.05
9691	-37.9	2.36	313	29.70 ± 1.45	(4.68 ± 1.00)E-7
11223.2	6.0	2.69	424		
941210.34	187.5	1.95	156	8.19 ± 2.29	0.31 ± 0.05
9696	-27.8	3.43	337	19.46 ± 4.22	(6.31 ± 0.80)E-7
30053.6	60.9	4.14	438		
941211.17	139.4	1.35	140	20.48 ± 2.29	0.19 ± 0.04
9697	-20.6	2.27	320	59.39 ± 6.23	(5.74 ± 0.34)E-7
14758.1	20.2	3.05	445		
941216.45	257.7	1.79	206	8.19 ± 1.45	0.28 ± 0.04
9702	31.0	3.00	417	30.72 ± 5.22	(5.56 ± 0.53)E-7
38991.0	9.6	3.87	588		
941222.16	74.7	1.04	126	8.19 ± 1.45	0.14 ± 0.04
9708	-5.6	1.39	234	18.43 ± 1.45	(3.10 ± 0.41)E-7
14524.6	9.9	2.32	331		
941222.26	95.1	22.53 ± 3.24	0.10 ± 0.04
9708	60.2	1.53	245	65.54 ± 23.57	(4.93 ± 0.04)E-7
22658.2	8.3	1.92	399		
941230.82	149.7	3.52	125	8.19 ± 1.45	0.59 ± 0.05
9716	11.8	5.84	245	21.50 ± 3.24	(9.72 ± 1.16)E-7
70921.4	2.3	6.60	348		
950103.79	11.1	1.15	181	20.48 ± 6.48	0.15 ± 0.04
9720	73.0	1.83	281	58.37 ± 13.47	(6.12 ± 0.77)E-7
68336.8	8.0	2.38	354		
950104.25	9.8	1.01	155	...	0.21 ± 0.06
9721	7.4	1.29	393	11.26 ± 5.12	(1.68 ± 0.12)E-7
22341.8	16.1	1.33	475		
950104.32	273.2	4.38	174	...	1.89 ± 0.13
9721	-24.4	2.77	394	1.02 ± 1.02	(4.50 ± 0.27)E-7
28350.6	7.2	2.25	515		
950104.37	220.8	4.07	176	9.22 ± 1.45	0.69 ± 0.05
9721	49.7	7.08	304	36.86 ± 1.45	(1.39 ± 0.18)E-6
32438.4	2.4	8.02	425		
950104.86	12.0	3.75	114	10.24 ± 1.45	0.56 ± 0.05
9721	-55.8	6.09	229	49.15 ± 5.12	(1.01 ± 0.15)E-6
74453.2	3.2	5.67	324		
950111.53	23.1	15.30	136	24.58 ± 1.45	2.43 ± 0.07
9728	-6.1	26.65	280	44.03 ± 1.45	(1.02 ± 0.06)E-5
46523.6	0.5	32.77	398		
950123.65	216.0	2.27	175	10.24 ± 1.45	0.34 ± 0.04
9740	-82.8	3.98	373	30.72 ± 8.26	(4.84 ± 1.34)E-7
56456.4	20.0	4.60	548		
950129.78	249.4	1.13	137	46.08 ± 9.27	0.18 ± 0.05
9746	-47.4	2.06	320	86.02 ± 5.22	(8.75 ± 0.09)E-7
67577.0	3.2	2.67	436		
950129.81	180.6	0.20 ± 0.07
9746	39.1	1.36	354	21.50 ± 5.12	(4.29 ± 0.06)E-7
70184.1	21.8	1.54	513		
950131.90	318.4	2.68	143	6.14 ± 1.45	0.39 ± 0.04
9748	-47.7	4.49	317	14.34 ± 2.29	(4.25 ± 3.62)E-7
78591.2	5.7	5.40	454		
950203.09	274.0	71.24	139	6.14 ± 1.45	13.94 ± 0.14
9751	39.0	86.99	277	31.74 ± 1.45	(1.72 ± 0.24)E-5
8452.3	0.2	104.85	390		
950207.83	177.8	3.89	167	25.60 ± 1.45	1.13 ± 0.09
9755	-18.7	7.09	392	78.85 ± 9.71	(1.02 ± 0.01)E-5
72388.8	0.8	9.77	544		
950210.81	238.0	1.25	192	11.26 ± 1.45	0.18 ± 0.04
9758	-3.8	1.83	348	23.55 ± 3.69	(3.21 ± 0.50)E-7
70100.1	8.6	2.25	527		
950211.18	324.4	22.91	177	7.17 ± 1.45	4.62 ± 0.09
9759	0.4	37.55	357	29.70 ± 2.29	(9.93 ± 0.33)E-6
15919.3	0.4	49.08	504		
950213.83	87.8	1.44	172	...	0.19 ± 0.05
9761	-6.7	1.91	265	6.14 ± 2.05	(1.27 ± 0.42)E-7
72200.4	29.7	1.64	362		
950220.37	9.3	1.46	188	7.17 ± 1.45	0.20 ± 0.04
9768	-75.2	2.80	395	27.65 ± 9.27	(4.77 ± 0.79)E-7
32425.1	9.8	3.67	534		

TABLE 6—Continued

Name (NTB) Date (TJD) Time (s UT)	R.A. (°) Decl. (°) Err. (°)	C_{\max}/C_{\min} (4.096 s) (8.192 s)	C_{\min} (4.096 s) (8.192 s)	T_{50} (s) T_{90} (s)	P (ph cm ⁻² s ⁻¹) F (erg cm ⁻²) (50–300 keV)
950224.39	321.0	1.07	120	13.31 ± 1.45	0.26 ± 0.04
9772	60.0	2.23	250	35.84 ± 2.29	(1.04 ± 0.05)E-6
33797.3	2.8	3.14	354		
950228.54	102.8	1.76	142	51.20 ± 3.24	0.44 ± 0.07
9776	-44.2	2.97	259	94.21 ± 13.35	(2.30 ± 0.02)E-6
46711.0	3.8	4.17	352		
950304.09	67.7	1.44	128	...	0.32 ± 0.05
9780	-34.4	1.32	246	5.12 ± 2.05	(8.67 ± 5.43)E-8
8305.8	19.8		
950305.63	208.0	1.01	117	39.94 ± 4.22	0.15 ± 0.04
9781	-20.5	1.92	302	(1.21 ± 0.33)E+2	(1.12 ± 0.09)E-6
54585.5	6.5	2.37	393		
950305.65	337.9	2.59	183	...	0.38 ± 0.04
9781	36.2	2.12	356	6.14 ± 2.05	(1.37 ± 0.63)E-7
56910.0	11.0	1.76	514		
950310.90	1.5	8.84	191	82.94 ± 3.24	1.95 ± 0.07
9786	20.6	16.13	382	(1.93 ± 0.02)E+2	(9.17 ± 0.54)E-6
78552.2	5.8	20.91	548		
950313.84	30.8	21.50 ± 1.45	(7.53 ± 4.19)E-2
9789	-38.1	1.37	275	55.30 ± 7.24	(4.89 ± 0.10)E-7
73042.1	20.4	1.77	431		
950320.26	209.3	1.73	134	...	0.35 ± 0.05
9796	-28.3	1.49	377	2.05 ± 1.02	(8.88 ± 0.18)E-8
22893.7	33.3	1.31	448		
950320.53	192.4	1.41	136	16.38 ± 5.22	0.21 ± 0.04
9796	-1.1	2.45	321	49.15 ± 9.44	(4.88 ± 0.50)E-7
46245.0	19.3	3.09	441		
950320.77	147.2	19.46 ± 1.45	0.23 ± 0.08
9796	19.9	1.27	281	50.18 ± 4.22	(1.40 ± 0.01)E-6
67134.6	11.8	1.74	555		
950325.27	360.0	2.68	165	...	0.41 ± 0.04
9801	-74.9	1.37	305	1.02 ± 1.02	(8.93 ± 1.89)E-8
23699.6	15.6		
950330.80	12.0	10.24 ± 2.29	0.12 ± 0.04
9806	22.8	1.53	335	22.53 ± 5.51	(2.73 ± 0.60)E-7
69975.2	18.4	2.15	509		
950403.16	25.3	1.62	157	35.84 ± 2.29	0.22 ± 0.04
9810	23.2	3.12	360	78.85 ± 5.79	(7.27 ± 0.68)E-7
14163.1	13.8	3.88	510		
950406.84	45.6	2.94	133	13.31 ± 2.29	0.44 ± 0.04
9813	52.1	4.29	270	41.98 ± 6.56	(8.22 ± 1.45)E-7
72863.9	4.8	4.86	390		
950407.25	316.6	1.13	119	20.48 ± 7.24	0.17 ± 0.04
9814	38.7	1.83	240	38.91 ± 7.24	(4.12 ± 0.45)E-7
22265.0	8.5	1.92	339		
950410.91	360.0	1.64	184	...	0.25 ± 0.04
9817	-28.3	2.29	347	5.12 ± 2.05	(1.76 ± 0.03)E-7
79345.8	48.6	1.82	523		
950411.47	121.6	1.88	169	...	0.32 ± 0.05
9818	-73.1	1.68	363	5.12 ± 2.05	(1.01 ± 0.15)E-7
41374.9	50.7	1.34	490		
950411.62	75.9	1.97	190	6.14 ± 1.45	0.34 ± 0.05
9818	-83.6	3.54	386	17.41 ± 3.24	(4.48 ± 0.75)E-7
54060.2	10.4	4.12	548		
950413.09	41.5	2.02	160	...	0.58 ± 0.08
9820	75.7	2.12	341	4.10 ± 2.05	(2.86 ± 0.10)E-7
8213.7	14.3	1.72	451		
950414.81	305.6	1.19	135	9.22 ± 2.29	0.17 ± 0.04
9821	80.0	1.83	364	19.46 ± 7.80	(2.51 ± 0.16)E-7
70199.5	65.8	2.16	500		
950416.10	333.1	1.42	172	...	0.51 ± 0.10
9823	15.1	2.14	326	5.12 ± 2.05	(3.90 ± 0.13)E-7
9396.4	18.0	1.69	412		
950417.30	155.5	1.93	175	9.22 ± 1.45	0.28 ± 0.04
9824	-41.2	3.34	347	26.62 ± 5.22	(6.00 ± 0.48)E-7
26256.6	10.2	4.03	481		
950421.23	291.0	1.07	137	12.29 ± 1.45	0.13 ± 0.03
9828	-51.0	1.64	342	48.13 ± 7.45	(2.66 ± 0.02)E-7
20407.5	41.0	1.84	488		
950422.15	222.9	1.10	128	11.26 ± 3.24	0.15 ± 0.04
9829	72.2	1.75	266	29.70 ± 3.24	(2.91 ± 0.14)E-7
13578.4	9.9	2.10	388		
950424.24	90.7	1.12	136	5.12 ± 1.45	0.15 ± 0.04
9831	-6.4	1.80	273	13.31 ± 4.22	(1.66 ± 0.17)E-7
21135.5	22.9	1.84	390		
950428.71	217.1	5.12 ± 2.29	(8.51 ± 4.08)E-2
9835	13.3	1.37	362	17.41 ± 3.24	(1.71 ± 0.05)E-7
61421.7	17.8	1.72	500		
950430.11	47.6	1.24	157	...	0.30 ± 0.07
9837	-82.7	1.02 ± 1.02	(6.97 ± 0.22)E-8
9506.0	28.6		

TABLE 6—Continued

Name (NTB) Date (TJD) Time (s UT)	R.A. (°) Decl. (°) Err. (°)	C_{\max}/C_{\min} (4.096 s) (8.192 s)	C_{\min} (4.096 s) (8.192 s)	T_{50} (s) T_{90} (s)	P (ph cm ⁻² s ⁻¹) F (erg cm ⁻²) (50–300 keV)
950430.30	340.5	1.52	167	28.67 ± 1.45	0.35 ± 0.07
9837	-79.8	2.30	331	43.01 ± 6.48	(1.03 ± 0.01)E-6
25977.0	12.7	2.37	442		
950501.08	316.3	1.92	187	...	0.28 ± 0.04
9838	-36.0	1.30	290	1.02 ± 1.02	(6.38 ± 1.83)E-8
6939.8	40.8		
950503.91	359.0	2.40	179	75.78 ± 3.24	0.32 ± 0.04
9840	38.5	4.38	372	(2.39 ± 0.07)E+2	(5.37 ± 0.23)E-6
79217.8	6.6	5.90	531		
950506.58	310.8	1.53	144	4.10 ± 1.45	0.19 ± 0.04
9843	-72.4	1.97	241	12.29 ± 7.24	(1.07 ± 0.55)E-7
50286.8	42.6	1.40	352		
950509.99	331.1	2.44	131	...	0.76 ± 0.09
9846	29.2	1.07	250	1.02 ± 1.02	(1.72 ± 0.08)E-7
85837.0	13.2		
950510.35	56.8	1.36	141	7.17 ± 1.45	0.21 ± 0.04
9847	72.1	1.80	366	24.58 ± 1.45	(2.66 ± 0.35)E-7
30370.0	48.4	1.84	483		
950510.76	244.4	1.55	176	14.34 ± 2.29	0.28 ± 0.05
9847	14.6	2.94	389	41.98 ± 5.79	(1.06 ± 0.10)E-6
66156.7	3.0	4.03	563		
950510.91	331.3	2.58	195	27.65 ± 1.45	0.46 ± 0.05
9847	-23.5	3.38	376	67.58 ± 7.24	(1.57 ± 0.04)E-6
79370.4	6.2	3.38	553		
950510.95	229.0	5.78	182	19.46 ± 1.45	1.42 ± 0.08
9847	-30.0	8.46	381	44.03 ± 1.45	(3.68 ± 0.06)E-6
82114.7	3.5	9.68	520		
950511.93	220.8	2.01	175	20.48 ± 2.29	0.33 ± 0.05
9848	-71.7	3.41	295	33.79 ± 2.29	(6.95 ± 1.30)E-7
81050.8	3.7	4.06	435		
950514.73	261.9	1.11	182	31.74 ± 5.22	0.18 ± 0.05
9851	-17.2	1.78	359	64.51 ± 19.48	(6.82 ± 0.35)E-7
63338.7	10.4	1.88	479		
950514.90	78.1	1.09	182	17.41 ± 2.29	0.19 ± 0.05
9851	13.4	1.77	362	46.08 ± 6.23	(4.16 ± 0.87)E-7
78033.1	5.9	2.18	566		
950515.64	307.4	2.85	149	...	0.51 ± 0.05
9852	13.3	2.19	254	4.10 ± 2.05	(1.45 ± 0.61)E-7
55536.8	7.3	1.39	317		
950518.12	159.0	1.20	137	2.05 ± 1.45	0.17 ± 0.04
9855	-45.4	1.35	227	6.14 ± 2.90	(8.77 ± 0.35)E-8
10920.1	15.5	1.17	399		
950518.81	32.6	3.75	148	5.12 ± 1.45	0.55 ± 0.05
9855	-62.4	6.28	291	18.43 ± 11.31	(6.93 ± 0.56)E-7
70228.1	4.7	6.41	405		
950519.44	156.6	2.19	150	...	0.67 ± 0.08
9856	-22.8	1.40	256	3.07 ± 1.44	(1.95 ± 0.07)E-7
38407.3	19.2	1.36	441		
950519.92	326.3	2.05	164	13.31 ± 2.29	0.39 ± 0.05
9856	-50.3	3.75	325	60.42 ± 15.63	(8.36 ± 0.89)E-7
79609.0	6.0	4.25	469		
950521.42	61.8	5.64	204	92.16 ± 1.45	0.84 ± 0.05
9858	23.3	5.78	399	(1.15 ± 0.16)E+2	(7.36 ± 0.45)E-7
36936.9	9.6	5.01	559		
950522.78	26.6	1.64	175	7.17 ± 1.45	0.20 ± 0.04
9859	80.7	2.65	326	15.36 ± 1.45	(3.32 ± 0.87)E-7
68155.6	30.7	3.07	483		
950523.70	27.4	1.18	127	10.24 ± 2.29	0.18 ± 0.04
9860	10.9	1.75	247	22.53 ± 1.45	(2.54 ± 0.30)E-7
60744.9	24.6	2.28	356		
950524.89	298.4	3.79	144	9.22 ± 1.45	0.82 ± 0.06
9861	4.0	6.55	269	28.67 ± 2.29	(1.07 ± 0.11)E-6
77389.0	2.7	7.41	397		
950530.17	55.1	19.46 ± 2.29	0.14 ± 0.04
9867	-4.9	1.56	376	37.89 ± 8.44	(2.83 ± 0.28)E-7
15198.4	42.6	1.96	535		
950531.22	49.4	2.02	135	8.19 ± 1.45	0.33 ± 0.05
9868	9.9	2.74	247	22.53 ± 2.29	(4.31 ± 0.21)E-7
19158.2	8.1	3.23	395		
950601.50	50.4	1.23	171	14.34 ± 3.24	0.17 ± 0.04
9869	-17.4	2.10	368	38.91 ± 8.26	(4.87 ± 0.43)E-7
43862.2	9.0	2.90	496		
950602.54	41.0	1.67	136	14.34 ± 1.45	0.26 ± 0.04
9870	-35.1	2.85	284	43.01 ± 6.23	(6.81 ± 0.59)E-7
47076.5	8.4	3.41	376		
950603.24	56.2	14.43	136	10.24 ± 1.45	2.57 ± 0.07
9871	-33.9	16.19	275	40.96 ± 8.26	(2.26 ± 0.17)E-6
21252.3	1.4	14.93	386		
950604.07	309.7	22.53 ± 3.24	0.14 ± 0.04
9872	81.0	1.54	341	38.91 ± 8.00	(5.92 ± 0.14)E-7
6905.0	5.3	1.74	456		

TABLE 6—Continued

Name (NTB) Date (TJD) Time (s UT)	R.A. (°) Decl. (°) Err. (°)	C_{\max}/C_{\min} (4.096 s) (8.192 s)	C_{\min} (4.096 s) (8.192 s)	T_{50} (s) T_{90} (s)	P (ph cm ⁻² s ⁻¹) F (erg cm ⁻²) (50–300 keV)
950605.13	114.2	1.32	168	...	0.21 ± 0.04
9873	40.8	1.03	366	3.07 ± 1.44	(4.52 ± 1.97)E-8
11380.9	31.0
950611.94	211.0	1.16	179	13.31 ± 2.29	0.12 ± 0.04
9879	32.7	1.72	387	35.84 ± 4.22	(3.63 ± 0.55)E-7
81750.2	9.5	2.26	546
950614.00	164.6	2.18	126	4.10 ± 1.45	0.31 ± 0.04
9882	-72.0	4.25	253	20.48 ± 3.24	(3.82 ± 0.06)E-7
769.2	3.3	3.91	358
950615.14	301.7	4.13	132	47.10 ± 1.45	0.67 ± 0.05
9883	-49.4	7.49	250	79.87 ± 1.45	(3.62 ± 0.28)E-6
12103.9	4.9	9.06	345
950616.43	297.7	10.24 ± 2.29	(9.83 ± 4.11)E-2
9884	-50.7	1.14	354	28.67 ± 8.26	(2.00 ± 0.10)E-7
37666.0	30.3	1.33	435
950619.55	154.5	1.88	147	8.19 ± 2.29	0.29 ± 0.04
9887	50.2	3.03	267	26.62 ± 7.24	(6.17 ± 0.45)E-7
47876.3	9.6	3.80	373
950620.64	234.4	2.00	183	...	0.38 ± 0.06
9888	39.4	1.69	430	4.10 ± 1.44	(1.13 ± 0.62)E-7
55434.4	5.0	1.13	524
950621.78	324.6	2.67	180	...	0.42 ± 0.05
9889	-67.2	1.01	260	1.02 ± 1.02	(8.58 ± 0.28)E-8
68084.9	13.8
950621.91	253.8	1.06	153	9.22 ± 2.29	0.19 ± 0.05
9889	-40.1	1.69	315	38.91 ± 19.88	(2.80 ± 0.44)E-7
79427.8	7.4	1.94	544
950622.82	209.3	8.29	162	2.05 ± 1.45	1.23 ± 0.05
9890	8.3	9.56	324	17.41 ± 8.26	(7.20 ± 1.47)E-7
71468.2	4.8	8.22	484
950624.75	140.3	1.07	155	10.24 ± 2.29	0.19 ± 0.05
9892	-55.6	1.93	378	25.60 ± 4.22	(3.64 ± 0.38)E-7
65471.7	6.7	2.37	540
950625.11	140.3	9.01	204	16.38 ± 1.45	1.52 ± 0.06
9893	41.2	16.07	406	23.55 ± 1.45	(3.05 ± 0.59)E-6
9681.1	1.7	15.99	585
950625.14	132.7	14.34 ± 1.45	0.13 ± 0.04
9893	7.1	1.11	324	28.67 ± 6.23	0.00 ± 0.00
12959.9	10.3	1.15	374
950626.76	153.5	2.48	166	...	0.40 ± 0.05
9894	-41.6	1.53	362	2.05 ± 1.02	(1.08 ± 0.02)E-7
65979.6	10.5	1.22	475
950628.89	268.4	1.36	174	4.10 ± 2.29	0.22 ± 0.04
9896	47.9	2.24	316	16.38 ± 3.69	(2.46 ± 0.56)E-7
77202.6	18.9	2.60	431
950629.07	288.4	1.76	176	8.19 ± 1.45	0.25 ± 0.05
9897	-4.7	3.13	366	26.62 ± 6.56	(5.33 ± 1.03)E-7
6806.7	6.3	3.77	515
950701.23	175.0	1.81	151	...	0.49 ± 0.07
9899	-39.7	1.22	326	2.05 ± 1.44	(1.56 ± 0.05)E-7
20363.4	28.6
950704.44	192.4	18.43 ± 3.69	0.13 ± 0.05
9902	24.6	1.08	264	37.89 ± 3.69	(4.25 ± 0.13)E-7
38040.8	7.8	1.44	410
950705.15	216.5	1.27	184	12.29 ± 3.24	0.18 ± 0.04
9903	62.8	2.41	361	27.65 ± 5.22	(5.34 ± 0.45)E-7
13494.4	28.0	3.24	526
950709.84	11.1	1.65	160	12.29 ± 1.45	0.27 ± 0.05
9907	-14.0	3.09	336	32.77 ± 5.22	(7.35 ± 1.26)E-7
73330.9	2.7	3.85	440
950713.66	295.5	1.64	184	20.48 ± 1.45	0.24 ± 0.04
9911	-72.9	2.81	356	36.86 ± 4.22	(5.74 ± 0.52)E-7
57143.5	11.6	3.23	478
950713.78	342.8	2.52	164	4.10 ± 1.45	0.48 ± 0.05
9911	-27.1	4.15	297	13.31 ± 5.22	(4.45 ± 0.58)E-7
67907.8	8.0	4.89	437
950715.19	66.4	2.42	160	9.22 ± 2.29	0.37 ± 0.05
9913	-59.8	4.03	318	24.58 ± 8.26	(4.95 ± 0.79)E-7
17039.5	6.0	4.08	440
950717.11	225.5	2.82	141	10.24 ± 1.45	0.42 ± 0.04
9915	1.1	3.69	306	39.94 ± 8.26	(6.89 ± 1.37)E-7
9861.3	5.3	5.09	446
950717.81	140.2	2.96	151	5.12 ± 1.45	0.45 ± 0.04
9915	4.1	3.91	307	31.74 ± 6.23	(4.81 ± 0.35)E-7
70596.8	24.7	3.96	395
950719.37	204.9	1.87	139	29.70 ± 1.45	0.23 ± 0.04
9917	31.8	1.63	331	48.13 ± 9.71	(2.63 ± 0.03)E-7
32426.2	14.7	1.60	491
950721.58	63.2	3.17	158	47.10 ± 2.29	0.51 ± 0.05
9919	25.2	4.17	302	(1.55 ± 0.08)E+2	(2.49 ± 0.09)E-6
50454.7	6.7	4.64	419

TABLE 6—Continued

Name (NTB) Date (TJD) Time (s UT)	R.A. (°) Decl. (°) Err. (°)	C_{\max}/C_{\min} (4.096 s) (8.192 s)	C_{\min} (4.096 s) (8.192 s)	T_{50} (s) T_{90} (s)	P (ph cm ⁻² s ⁻¹) F (erg cm ⁻²) (50–300 keV)
950722.74	73.6	10.95	191	26.62 ± 1.45	1.56 ± 0.05
9920	28.8	14.17	385	55.30 ± 4.22	(3.50 ± 0.16)E-6
64126.1	1.7	14.71	559		
950727.39	297.8	1.22	203	34.82 ± 3.69	0.26 ± 0.06
9925	-3.3	1.94	398	77.82 ± 4.58	(1.21 ± 0.02)E-6
33818.8	3.2	2.56	555		
950728.50	337.8	1.89	164	...	0.50 ± 0.07
9926	-74.2	1.23	328	2.05 ± 1.02	(1.55 ± 0.04)E-7
43502.8	11.1	1.06	497		
950728.52	280.0	4.78	205	6.14 ± 1.45	0.79 ± 0.05
9926	22.1	7.88	386	12.29 ± 1.45	(1.10 ± 0.06)E-6
45741.2	2.9	8.32	541		
950729.27	324.5	1.49	161	21.50 ± 1.45	0.21 ± 0.04
9927	-50.5	2.56	321	56.32 ± 2.90	(8.61 ± 0.87)E-7
23974.1	5.5	3.51	475		
950730.88	217.5	19.43	200	4.10 ± 1.45	3.51 ± 0.08
9928	-15.6	24.68	392	23.55 ± 3.24	(2.74 ± 0.52)E-6
76123.3	0.7	21.91	555		
950804.55	35.9	3.39	161	39.94 ± 2.29	0.55 ± 0.05
9933	40.8	5.35	356	(1.16 ± 0.08)E+2	(1.96 ± 0.06)E-6
48259.2	2.5	7.12	503		
950805.90	12.0	1.82	196	12.29 ± 1.45	0.31 ± 0.05
9934	25.0	3.12	346	29.70 ± 2.29	(8.12 ± 0.83)E-7
78107.8	5.0	4.00	493		
950815.23	275.0	1.23	154	27.65 ± 3.24	0.11 ± 0.04
9944	-39.7	1.99	347	64.51 ± 19.48	(5.55 ± 0.32)E-7
20217.0	5.6	2.45	408		
950816.74	188.4	1.77	147	20.48 ± 2.29	0.25 ± 0.04
9945	33.1	2.10	371	37.89 ± 23.57	(2.18 ± 0.03)E-7
64397.5	6.9	1.89	485		
950826.14	240.9	23.55 ± 3.24	(8.01 ± 3.88)E-2
9955	86.1	1.18	329	72.70 ± 8.69	(3.77 ± 0.08)E-7
12116.1	13.0	1.39	424		
950827.05	126.9	1.92	120	3.07 ± 1.45	0.34 ± 0.05
9956	4.4	2.59	279	17.41 ± 5.22	(2.87 ± 0.50)E-7
4918.4	17.7	2.23	360		
950904.28	189.0	1.04	162	...	0.13 ± 0.04
9964	-27.2	1.45	343	5.12 ± 2.05	0.00 ± 0.00
24880.3	21.6	1.15	419		
950904.61	194.8	14.87	179	10.24 ± 1.45	2.64 ± 0.07
9964	36.6	27.67	360	24.58 ± 1.45	(4.30 ± 0.68)E-6
52772.0	1.5	33.44	502		
950905.62	93.4	2.82	200	3.07 ± 1.45	0.45 ± 0.05
9965	47.4	4.08	405	13.31 ± 1.45	(4.54 ± 0.49)E-7
54380.7	12.3	4.62	585		
950912.39	334.2	1.55	191	17.41 ± 7.24	0.24 ± 0.04
9972	-30.3	2.56	329	43.01 ± 14.91	(4.47 ± 0.36)E-7
34112.7	8.0	3.00	469		
950920.22	174.9	1.75	164	15.36 ± 2.29	0.26 ± 0.04
9980	37.1	3.28	356	40.96 ± 3.24	(6.04 ± 0.49)E-7
19754.2	50.4	4.04	508		
950930.77	191.3	1.16	146	9.22 ± 1.45	0.16 ± 0.04
9990	-41.1	2.07	299	20.48 ± 2.29	(4.37 ± 0.35)E-7
67283.1	10.8	2.75	406		
951001.41	147.5	1.96	180	14.34 ± 1.45	0.62 ± 0.09
9991	26.2	2.29	369	46.08 ± 2.29	(1.14 ± 0.07)E-6
36051.1	4.2	3.21	492		
951001.48	131.1	14.16	197	29.70 ± 1.45	1.90 ± 0.05
9991	7.3	18.23	396	45.06 ± 1.45	(3.62 ± 0.16)E-6
41867.4	3.3	21.81	561		
951005.17	234.0	11.69	170	3.07 ± 1.45	1.79 ± 0.06
9995	-79.7	14.62	340	28.67 ± 4.22	(1.35 ± 0.25)E-6
14840.0	1.4	12.49	472		
951009.21	254.6	3.90	128	3.07 ± 1.45	0.62 ± 0.05
9999	-37.4	4.17	272	10.24 ± 2.29	(2.91 ± 0.57)E-7
18421.9	9.2	3.16	396		
951010.09	166.7	4.07	147	...	0.69 ± 0.05
10000	-16.1	2.09	285	1.02 ± 1.44	(1.44 ± 0.06)E-7
7822.5	9.3	1.46	391		
951010.10	1.9	1.04	193	16.38 ± 5.97	0.27 ± 0.07
10000	-14.4	1.08	259	28.67 ± 4.22	(3.85 ± 0.05)E-7
9465.0	51.9	1.52	494		
951010.85	171.5	1.43	184	...	0.47 ± 0.09
10000	-8.4	1.02 ± 1.02	(1.07 ± 0.05)E-7
73753.8	34.2		
951013.66	294.9	7.72	178	...	1.19 ± 0.05
10003	-10.0	3.98	355	1.02 ± 1.44	(2.47 ± 0.09)E-7
57090.2	3.5	2.97	487		
951014.23	184.2	0.12 ± 0.05
10004	8.1	1.06	321	17.41 ± 5.12	(1.51 ± 0.09)E-7
20565.2	15.2	1.20	502		

TABLE 6—Continued

Name (NTB) Date (TJD) Time (s UT)	R.A. (°) Decl. (°) Err. (°)	C_{\max}/C_{\min} (4.096 s) (8.192 s)	C_{\min} (4.096 s) (8.192 s)	T_{50} (s) T_{90} (s)	P (ph cm ⁻² s ⁻¹) F (erg cm ⁻²) (50–300 keV)
951017.78	199.8	1.27	131	...	0.17 ± 0.04
10007	-40.2	1.01	267	2.05 ± 1.44	(5.02 ± 0.80)E-8
68224.2	27.5
951018.52	210.8	16.38 ± 2.29	0.12 ± 0.04
10008	-32.5	1.13	223	51.20 ± 5.97	(5.06 ± 0.32)E-7
45401.3	8.5	1.90	315
951018.88	41.8	15.36 ± 3.24	0.12 ± 0.04
10008	37.6	1.00	221	36.86 ± 3.24	(3.85 ± 0.05)E-7
76129.5	9.4	1.65	340
951020.96	115.5	2.21	171	33.79 ± 1.45	0.34 ± 0.04
10010	61.9	2.31	317	74.75 ± 16.42	(1.11 ± 0.01)E-6
83576.0	4.2	2.67	468
951022.99	344.1	1.14	158	13.31 ± 1.45	0.21 ± 0.05
10012	-28.7	1.35	276	31.74 ± 6.23	(2.82 ± 0.15)E-7
85644.5	11.3	1.53	466
951025.69	200.1	1.14	180	24.58 ± 3.24	0.16 ± 0.04
10015	-71.6	2.10	369	46.08 ± 5.12	(4.84 ± 0.59)E-7
60332.2	11.6	2.64	496
951111.95	308.7	1.67	159	7.17 ± 1.45	0.23 ± 0.04
10032	33.7	2.64	357	14.34 ± 1.45	(2.21 ± 0.39)E-7
82877.6	11.1	2.64	505
951112.78	227.0	7.61	186	16.38 ± 1.45	1.25 ± 0.06
10033	18.4	13.74	365	40.96 ± 5.22	(3.15 ± 0.39)E-6
67850.4	1.1	16.37	522
951114.95	300.0	1.02	189	3.07 ± 1.45	0.20 ± 0.06
10035	-42.2	1.61	392	7.17 ± 1.45	(1.44 ± 0.43)E-7
82524.3	9.0	1.46	569
951117.40	93.9	1.39	175	7.17 ± 1.45	0.18 ± 0.04
10038	41.2	2.33	383	16.38 ± 3.24	(4.42 ± 0.55)E-7
34716.9	8.3	3.16	479
951118.56	126.3	14.34 ± 4.22	0.15 ± 0.07
10039	20.9	1.42	356	39.94 ± 5.22	(8.19 ± 0.08)E-7
48451.8	9.4	1.84	449
951120.40	199.5	4.79	182	6.14 ± 1.45	0.75 ± 0.05
10041	14.0	8.71	368	32.77 ± 9.27	(1.49 ± 0.14)E-6
34928.8	2.0	10.66	518
951124.29	158.4	4.89	190	(2.38 ± 0.01)E+2	0.78 ± 0.05
10045	46.4	9.06	370	(2.81 ± 0.02)E+2	(7.18 ± 0.32)E-6
25127.1	0.9	11.76	519
951126.45	65.5	17.41 ± 2.90	0.13 ± 0.04
10047	58.9	1.49	243	49.15 ± 6.48	(4.56 ± 0.44)E-7
39624.9	15.2	2.11	378
951127.64	235.0	6.14 ± 2.29	0.13 ± 0.04
10048	-14.7	1.52	273	13.31 ± 2.90	(1.86 ± 0.08)E-7
55899.3	21.7	1.88	408
951129.34	187.7	1.44	153	17.41 ± 3.24	0.23 ± 0.04
10050	31.9	2.25	297	61.44 ± 10.54	(5.66 ± 0.74)E-7
29619.4	7.4	2.85	425
951203.05	275.6	1.05	127	35.84 ± 2.29	0.15 ± 0.05
10054	-13.8	1.80	296	95.23 ± 12.46	(1.04 ± 0.06)E-6
4447.4	6.7	2.48	409
951207.34	76.3	1.06	137	31.74 ± 1.45	0.15 ± 0.05
10058	-6.4	1.77	341	82.94 ± 15.22	(7.24 ± 0.40)E-7
29846.7	5.0	2.15	493
951209.36	40.6	1.14	201	5.12 ± 1.45	0.19 ± 0.05
10060	-35.7	1.96	414	15.36 ± 3.24	(2.97 ± 0.53)E-7
31313.1	4.0	2.36	586
951211.00	226.5	1.73	119	39.94 ± 1.45	0.28 ± 0.04
10062	-20.9	2.45	252	97.28 ± 17.44	(1.46 ± 0.13)E-6
421.0	3.5	2.94	434
951211.98	36.6	1.18	148	5.12 ± 2.29	0.36 ± 0.08
10062	-41.6	1.29	373	20.48 ± 8.26	(3.62 ± 0.07)E-7
85269.7	12.8	1.23	528
951212.80	238.3	2.24	166	5.12 ± 1.45	0.37 ± 0.05
10063	-45.3	3.87	387	17.41 ± 2.29	(4.59 ± 0.59)E-7
69640.4	4.0	3.98	535
951213.02	225.3	1.14	146	...	0.17 ± 0.04
10064	-19.9	1.02 ± 1.02	(4.91 ± 0.17)E-8
2066.6	24.0
951213.37	325.4	7.33	174	2.05 ± 1.45	1.27 ± 0.05
10064	38.3	6.23	350	10.24 ± 3.24	(4.11 ± 1.28)E-7
32670.9	6.5	4.99	478
951213.37	96.2	2.18	142	14.34 ± 1.45	0.51 ± 0.06
10064	13.1	2.66	303	50.18 ± 2.29	(1.16 ± 0.01)E-6
32736.4	14.5	3.61	443
951214.51	355.9	2.38	144	8.19 ± 1.45	0.81 ± 0.09
10065	64.1	3.03	288	11.26 ± 2.29	(9.11 ± 0.24)E-7
44116.1	5.3	2.61	377
951215.84	104.5	5.20	112	41.98 ± 2.29	0.83 ± 0.05
10066	86.7	7.91	225	(1.27 ± 0.03)E+2	(3.48 ± 0.10)E-6
73420.0	1.3	8.41	319

TABLE 6—Continued

Name (NTB) Date (TJD) Time (s UT)	R.A. (°) Decl. (°) Err. (°)	C_{\max}/C_{\min} (4.096 s) (8.192 s)	C_{\min} (4.096 s) (8.192 s)	T_{50} (s) T_{90} (s)	P (ph cm ⁻² s ⁻¹) F (erg cm ⁻²) (50–300 keV)
951216.02	67.5	2.71	144	33.79 ± 2.29	0.45 ± 0.05
10067	24.1	4.79	326	95.23 ± 13.35	(1.81 ± 0.11)E-6
2552.0	2.3	6.11	436		
951217.16	292.1	1.63	140	22.53 ± 1.45	0.30 ± 0.05
10068	-63.7	2.98	277	40.96 ± 6.23	(5.66 ± 1.20)E-7
13972.7	5.6	3.44	367		
951217.80	330.5	1.36	182	9.22 ± 2.29	0.20 ± 0.04
10068	5.2	2.46	400	18.43 ± 3.24	(4.24 ± 0.30)E-7
69568.7	7.2	3.03	566		
951218.33	20.0	6.71	180	59.39 ± 1.45	1.17 ± 0.06
10069	-22.3	11.77	374	(1.18 ± 0.02)E+2	(8.74 ± 0.28)E-6
28741.8	0.5	14.31	528		
951218.77	189.6	4.24	192	2.05 ± 1.45	0.82 ± 0.06
10069	17.6	5.76	396	5.12 ± 1.45	(5.15 ± 1.79)E-7
66592.9	1.6	5.44	572		
951219.71	12.7	10.53	166	2.05 ± 1.45	1.65 ± 0.06
10070	7.2	12.53	341	7.17 ± 2.29	(1.10 ± 0.08)E-6
61414.6	6.5	11.35	476		
951224.31	236.5	1.34	181	21.50 ± 2.29	0.16 ± 0.04
10075	21.7	2.21	358	47.10 ± 3.24	(5.64 ± 0.08)E-7
27637.9	10.9	2.56	451		
951224.57	170.9	2.37	204	29.70 ± 1.45	0.32 ± 0.04
10075	-13.2	4.10	398	54.27 ± 3.24	(8.95 ± 0.65)E-7
49352.9	12.6	4.61	553		
951226.23	25.8	2.05	134	...	0.58 ± 0.08
10077	-40.6	1.26	320	1.02 ± 1.02	(1.18 ± 0.05)E-7
19945.7	50.0		
951227.83	326.5	1.19	153	11.26 ± 1.45	0.16 ± 0.05
10078	13.5	1.83	300	21.50 ± 2.90	(4.04 ± 0.45)E-7
72256.7	8.8	2.27	426		
951231.35	85.9	4.70	161	...	2.33 ± 0.15
10082	-44.4	2.55	358	1.02 ± 1.02	(4.72 ± 0.36)E-7
30686.4	19.3	1.91	449		
951231.89	169.8	1.62	137	12.29 ± 1.45	0.24 ± 0.04
10082	66.7	2.39	303	26.62 ± 7.38	(5.02 ± 0.46)E-7
77069.5	10.7	2.95	461		
960101.46	131.5	2.52	184	48.13 ± 3.69	0.74 ± 0.08
10083	26.6	2.96	374	86.02 ± 13.35	(2.35 ± 0.02)E-6
39783.6	5.5	3.25	570		
960102.83	119.3	1.70	154	...	0.27 ± 0.04
10084	58.5	2.50	349	6.14 ± 2.05	(1.67 ± 0.39)E-7
72536.3	9.6	1.92	517		
960104.02	303.0	4.66	123	...	1.40 ± 0.09
10086	-36.8	2.64	258	1.02 ± 1.44	(3.40 ± 0.18)E-7
2418.9	4.8	1.54	339		
960105.78	312.2	3.77	178	4.10 ± 1.45	0.56 ± 0.05
10087	-22.0	5.20	322	14.34 ± 1.45	(4.67 ± 0.55)E-7
67820.7	18.4	4.45	446		
960107.51	211.2	9.18	196	44.03 ± 1.45	1.44 ± 0.06
10089	-35.2	7.30	376	80.90 ± 3.24	(1.88 ± 0.18)E-6
44246.2	1.9	6.69	528		
960107.79	208.9	9.04	155	18.43 ± 1.45	2.98 ± 0.11
10089	61.7	15.70	307	31.74 ± 1.45	(7.87 ± 0.16)E-6
68601.0	1.2	20.08	439		
960108.45	97.1	1.95	152	13.31 ± 1.45	0.32 ± 0.05
10090	-37.0	2.03	294	49.15 ± 4.58	(5.48 ± 0.34)E-7
39057.6	6.5	1.84	403		
960109.56	140.4	4.28	159	29.70 ± 2.29	0.67 ± 0.05
10091	18.4	5.98	339	(1.76 ± 0.07)E+2	(2.78 ± 0.11)E-6
48817.4	3.1	7.34	460		
960110.67	255.8	2.63	171	...	0.75 ± 0.08
10092	-30.3	2.69	370	4.10 ± 2.05	(3.33 ± 0.10)E-7
58110.2	20.4	2.04	546		
960113.24	175.1	31.74 ± 4.22	0.14 ± 0.04
10095	22.5	1.46	304	(1.10 ± 0.33)E+2	(8.88 ± 0.09)E-7
21200.1	25.2	1.81	421		
960113.63	104.9	2.52	186	10.24 ± 6.48	0.43 ± 0.05
10095	16.1	2.96	372	24.58 ± 2.90	(3.94 ± 0.53)E-7
54947.0	23.2	2.39	516		
960113.65	142.9	1.10	156	23.55 ± 2.29	0.16 ± 0.04
10095	7.3	1.90	358	53.25 ± 7.24	(4.81 ± 0.12)E-7
56915.1	9.7	2.26	459		
960114.46	56.9	1.19	146	...	0.20 ± 0.04
10096	51.0	1.89	316	4.10 ± 2.05	(1.32 ± 0.36)E-7
40130.8	9.6	1.52	423		
960115.36	130.9	11.54	153	10.24 ± 1.45	1.49 ± 0.05
10097	-43.3	16.50	299	43.01 ± 3.24	(1.82 ± 0.50)E-6
31956.2	2.1	19.18	424		
960116.85	295.7	4.14	189	5.12 ± 1.45	0.67 ± 0.05
10098	-28.9	5.10	380	34.82 ± 11.31	(5.66 ± 1.05)E-7
73580.7	3.7	4.57	554		

TABLE 6—Continued

Name (NTB) Date (TJD) Time (s UT)	R.A. (°) Decl. (°) Err. (°)	C_{\max}/C_{\min} (4.096 s) (8.192 s)	C_{\min} (4.096 s) (8.192 s)	T_{50} (s) T_{90} (s)	P (ph cm ⁻² s ⁻¹) F (erg cm ⁻²) (50–300 keV)
960117.25	342.2	2.28	141	...	0.38 ± 0.05
10099	85.7	1.74	303	3.07 ± 1.44	(1.09 ± 0.38)E-7
21966.0	28.7	1.25	440		
960119.38	278.8	3.63	188	4.10 ± 1.45	0.50 ± 0.04
10101	3.7	6.56	391	14.34 ± 3.24	(6.74 ± 0.53)E-7
32988.4	4.8	7.32	568		
960119.41	276.1	2.52	193	14.34 ± 1.45	0.39 ± 0.05
10101	-59.8	4.87	405	40.96 ± 4.22	(1.35 ± 0.14)E-6
35980.5	4.0	6.21	556		
960120.46	1.9	2.88	142	(1.00 ± 0.02)E+2	0.43 ± 0.04
10102	52.1	5.49	278	(1.50 ± 0.04)E+2	(1.38 ± 0.22)E-6
40196.3	2.8	6.67	394		
960120.90	118.1	1.89	152	8.19 ± 1.45	0.34 ± 0.05
10102	17.4	2.17	282	28.67 ± 11.31	(2.47 ± 0.98)E-7
78481.6	5.8	1.93	424		
960123.50	296.1	8.34	178	5.12 ± 1.45	3.51 ± 0.16
10105	-34.7	13.62	340	10.24 ± 1.45	(7.69 ± 0.37)E-6
43638.0	1.1	18.07	477		
960124.28	253.9	1.09	109	25.60 ± 1.45	0.19 ± 0.04
10106	2.5	2.01	269	56.32 ± 4.22	(8.57 ± 5.11)E-7
24873.2	2.3	2.70	372		
960125.39	289.3	0.11 ± 0.05
10107	-29.5	1.31	371	6.14 ± 4.10	(1.21 ± 0.09)E-7
34172.1	9.4	1.26	568		
960129.64	159.4	4.78	153	33.79 ± 1.45	0.81 ± 0.05
10111	-57.4	8.01	310	53.25 ± 1.45	(1.01 ± 0.22)E-6
55428.3	49.9	7.66	444		
960201.95	153.9	4.28	145	2.05 ± 1.45	1.70 ± 0.12
10114	-15.7	6.38	307	5.12 ± 2.29	(1.21 ± 0.05)E-6
82190.5	6.9	4.84	439		
960201.96	182.8	1.09	179	...	0.17 ± 0.04
10114	-52.9	1.76	328	7.17 ± 2.05	(1.40 ± 0.34)E-7
82944.2	23.1	1.69	418		
960202.06	109.3	9.31	174	30.72 ± 1.45	1.73 ± 0.07
10115	52.2	16.70	340	(1.23 ± 0.03)E+2	(9.05 ± 0.26)E-6
5971.1	0.6	21.14	477		
960202.52	104.4	2.38	163	6.14 ± 2.29	0.37 ± 0.05
10115	64.7	3.95	299	22.53 ± 11.31	(6.28 ± 0.54)E-7
45489.4	3.2	4.28	421		
960202.90	166.2	1.18	193	(1.41 ± 1.01)E+2	0.18 ± 0.04
10115	26.3	1.74	343	(2.14 ± 0.44)E+2	(1.95 ± 0.11)E-6
78107.9	7.3	2.28	549		
960203.00	251.3	5.08	132	2.05 ± 1.45	0.82 ± 0.05
10116	-15.4	3.76	246	13.31 ± 12.95	(2.95 ± 0.50)E-7
835.8	2.7	2.68	348		
960204.40	172.2	1.45	186	8.19 ± 1.45	0.23 ± 0.04
10117	12.0	2.14	388	17.41 ± 6.23	(3.30 ± 0.53)E-7
34596.0	12.2	2.53	520		
960205.96	235.9	1.59	174	7.17 ± 1.45	0.27 ± 0.05
10118	-13.3	2.82	347	19.46 ± 20.51	(3.56 ± 0.36)E-7
83718.3	6.7	3.07	461		
960207.75	12.4	21.38	156	27.65 ± 1.45	3.37 ± 0.07
10120	34.9	25.10	311	44.03 ± 2.29	(7.17 ± 0.23)E-6
65026.2	0.8	26.31	450		
960207.94	128.1	23.55 ± 2.29	0.14 ± 0.04
10120	-27.1	1.56	385	49.15 ± 5.12	(6.30 ± 0.48)E-7
81797.3	13.2	2.05	530		
960210.41	145.3	1.54	155	25.60 ± 2.29	0.27 ± 0.05
10123	1.1	2.77	321	63.49 ± 8.81	(1.02 ± 0.06)E-6
35867.8	4.9	3.68	419		
960211.79	254.8	1.52	170	4.10 ± 1.45	0.16 ± 0.05
10124	58.5	2.51	266	7.17 ± 3.24	(1.58 ± 0.06)E-7
68501.7	19.6	2.29	383		
960215.20	169.1	1.91	180	70.66 ± 1.45	0.28 ± 0.05
10128	16.3	3.15	345	(1.27 ± 0.05)E+2	(1.01 ± 0.05)E-6
17438.9	4.2	3.40	471		
960215.68	292.0	1.78	167	21.50 ± 2.29	0.29 ± 0.05
10128	-20.4	3.13	366	58.37 ± 7.24	(9.69 ± 1.32)E-7
58872.0	11.1	3.98	548		
960217.39	47.6	1.19	126	28.67 ± 3.24	0.23 ± 0.05
10130	-17.4	2.54	261	90.11 ± 8.44	(8.89 ± 0.99)E-7
33786.1	3.4	3.32	364		
960225.78	206.7	1.16	172	4.10 ± 1.45	0.16 ± 0.04
10138	-57.1	1.94	381	9.22 ± 4.22	(1.32 ± 0.06)E-7
67588.3	19.8	1.99	501		
960301.07	121.7	5.31	191	2.05 ± 1.45	0.79 ± 0.05
10143	-25.6	4.50	389	7.17 ± 2.90	(3.13 ± 0.33)E-7
6087.9	12.3	3.82	559		
960302.86	194.7	2.03	191	27.65 ± 5.12	0.25 ± 0.04
10144	-59.3	2.97	379	93.18 ± 16.42	(1.42 ± 0.09)E-6
74733.8	5.0	3.65	528		

TABLE 6—Continued

Name (NTB) Date (TJD) Time (s UT)	R.A. (°) Decl. (°) Err. (°)	C_{\max}/C_{\min} (4.096 s) (8.192 s)	C_{\min} (4.096 s) (8.192 s)	T_{50} (s) T_{90} (s)	P (ph cm ⁻² s ⁻¹) F (erg cm ⁻²) (50–300 keV)
960303.31	194.4	9.22 ± 1.45	0.27 ± 0.08
10145	16.3	1.24	333	14.34 ± 3.24	(4.25 ± 0.08)E-7
27634.9	31.1	1.35	516		
960304.56	72.3	4.12	165	17.41 ± 1.45	0.75 ± 0.06
10146	25.5	7.16	357	31.74 ± 2.29	(1.64 ± 0.14)E-6
48771.3	1.5	8.83	485		
960305.41	346.6	8.19 ± 4.22	0.11 ± 0.04
10147	57.8	1.01	285	20.48 ± 8.44	(2.09 ± 0.08)E-7
35732.7	9.3	1.42	480		
960305.85	74.5	1.25	153	16.38 ± 1.45	0.16 ± 0.04
10147	-47.9	2.10	287	38.91 ± 11.31	(6.01 ± 0.50)E-7
74083.5	4.3	2.52	451		
960307.37	183.8	1.47	155	27.65 ± 2.29	0.12 ± 0.04
10149	-7.5	2.32	371	99.33 ± 2.29	(7.93 ± 1.26)E-7
32754.9	4.7	2.59	522		
960309.06	264.5	1.09	191	13.31 ± 3.24	0.20 ± 0.05
10151	-13.0	1.61	336	38.91 ± 16.03	(4.63 ± 0.43)E-7
5745.9	7.4	2.06	489		
960315.14	166.6	1.21	124	25.60 ± 5.22	0.21 ± 0.05
10157	-2.8	2.08	309	56.32 ± 10.44	(6.13 ± 0.34)E-7
12852.4	7.3	2.65	441		
960315.59	215.2	11.26 ± 1.45	0.12 ± 0.04
10157	-54.6	1.44	360	38.91 ± 4.22	(2.02 ± 0.02)E-7
51315.9	21.0	1.44	534		
960315.87	1.7	0.10 ± 0.05
10157	40.0	1.42	315	20.48 ± 10.24	(2.53 ± 0.13)E-7
75433.2	9.2	1.56	494		
960318.95	114.0	2.99	131	10.24 ± 1.45	0.46 ± 0.05
10160	-1.2	5.53	282	46.08 ± 9.66	(1.29 ± 0.14)E-6
82772.2	4.0	7.40	389		
960320.74	226.6	1.52	197	5.12 ± 2.29	0.23 ± 0.04
10162	17.7	1.66	344	15.36 ± 2.29	(2.16 ± 0.32)E-7
64069.8	18.5	1.84	457		
960321.22	14.5	8.17	189	22.53 ± 1.45	1.58 ± 0.06
10163	49.2	7.51	368	27.65 ± 1.45	(2.02 ± 0.07)E-6
19657.9	1.5	6.97	517		
960322.67	195.6	1.20	155	13.31 ± 1.45	0.19 ± 0.04
10164	-24.7	1.96	382	35.84 ± 3.69	(5.29 ± 0.49)E-7
58540.2	29.5	2.51	585		
960326.88	219.4	1.12	147	4.10 ± 1.45	0.18 ± 0.05
10168	-66.3	1.96	272	9.22 ± 1.45	(2.43 ± 0.50)E-7
76550.3	9.5	2.22	415		
960328.00	90.9	1.32	176	16.38 ± 4.22	0.21 ± 0.04
10170	11.2	1.85	324	49.15 ± 4.22	(5.74 ± 0.05)E-7
809.2	19.9	2.18	520		
960329.23	106.3	2.49	120	1.02 ± 1.45	0.45 ± 0.05
10171	-1.3	2.37	240	2.05 ± 1.45	(1.80 ± 0.28)E-7
20643.0	9.3	1.66	325		
960331.24	117.4	1.01	126	8.19 ± 1.45	0.17 ± 0.04
10173	-26.5	1.70	307	33.79 ± 1.45	(3.15 ± 0.43)E-7
21581.0	9.5	2.14	450		
960402.44	146.6	2.01	206	17.41 ± 2.29	0.38 ± 0.05
10175	6.3	3.32	336	46.08 ± 4.58	(1.50 ± 0.12)E-6
38708.4	4.0	4.51	485		
960403.08	267.4	1.14	165	...	0.26 ± 0.06
10176	14.4	2.05 ± 1.02	(1.06 ± 0.03)E-7
6958.3	51.3		
960404.30	235.9	1.19	145	10.24 ± 1.45	0.21 ± 0.05
10177	77.2	1.58	345	44.03 ± 2.29	(3.53 ± 0.05)E-7
26344.7	9.4	1.95	506		
960408.12	269.5	14.34 ± 2.29	0.18 ± 0.05
10181	57.2	1.60	337	61.44 ± 31.76	(5.92 ± 0.05)E-7
11197.6	10.3	1.84	417		
960410.51	45.2	1.22	189	19.46 ± 1.45	0.17 ± 0.04
10183	-52.0	2.10	299	55.30 ± 8.26	(6.96 ± 0.96)E-7
44768.5	9.5	2.69	359		
960415.46	75.2	1.81	140	10.24 ± 1.45	0.26 ± 0.05
10188	12.3	2.89	292	24.58 ± 7.24	(6.05 ± 0.42)E-7
40532.2	4.4	3.16	440		
960415.84	100.9	1.74	166	6.14 ± 1.45	0.26 ± 0.04
10188	32.8	3.04	317	20.48 ± 3.24	(3.62 ± 1.94)E-7
72648.9	6.2	3.59	460		
960418.09	303.0	9.28	183	17.41 ± 1.45	1.51 ± 0.06
10191	37.8	14.55	362	29.70 ± 2.29	(2.05 ± 0.28)E-6
8264.9	1.7	15.67	519		
960421.20	284.7	1.19	125	25.60 ± 3.69	0.13 ± 0.04
10194	51.0	2.10	290	67.58 ± 8.26	(7.75 ± 0.48)E-7
17705.2	6.8	2.61	380		
960422.57	287.3	0.19 ± 0.05
10195	-63.7	12.29 ± 4.10	(1.23 ± 0.41)E-7
50019.5	9.5	1.14	585		

TABLE 6—Continued

Name (NTB) Date (TJD) Time (s UT)	R.A. (°) Decl. (°) Err. (°)	C_{\max}/C_{\min} (4.096 s) (8.192 s)	C_{\min} (4.096 s) (8.192 s)	T_{50} (s) T_{90} (s)	P (ph cm ⁻² s ⁻¹) F (erg cm ⁻²) (50–300 keV)
960422.69	137.5	2.15	144	7.17 ± 1.45	0.28 ± 0.04
10195	23.9	3.58	303	19.46 ± 3.24	(4.08 ± 0.56)E-7
60089.5	7.8	3.78	400		
960426.50	316.5	2.14	121	4.10 ± 2.29	0.35 ± 0.05
10199	17.1	2.77	251	10.24 ± 4.22	(2.29 ± 0.39)E-7
43829.4	10.0	2.29	336		
960427.77	199.0	1.26	191	...	0.23 ± 0.05
10200	-18.0	1.08	316	8.19 ± 4.10	(1.16 ± 0.05)E-7
67287.2	25.9	1.14	539		
960429.88	60.5	4.11	181	8.19 ± 2.90	0.61 ± 0.06
10202	34.5	6.35	332	14.34 ± 2.29	(9.10 ± 1.30)E-7
76804.3	2.8	7.80	486		
960504.21	306.6	6.48	221	68.61 ± 1.45	1.17 ± 0.06
10207	-48.1	10.09	370	99.33 ± 3.69	(3.51 ± 0.34)E-6
18775.2	1.9	10.08	528		
960510.59	234.3	1.20	192	7.17 ± 1.45	0.19 ± 0.04
10213	-14.1	1.77	347	26.62 ± 2.29	(2.07 ± 0.57)E-7
51379.4	11.6	1.82	479		
960516.73	80.6	1.13	137	4.10 ± 1.45	0.17 ± 0.04
10219	5.1	1.97	306	9.22 ± 2.29	(1.78 ± 0.29)E-7
63190.2	9.1	2.05	443		
960518.50	332.9	1.57	131	...	0.52 ± 0.09
10221	5.4	1.01	285	3.07 ± 1.02	(1.42 ± 0.05)E-7
43659.5	27.7	1.05	436		
960526.73	90.4	1.60	159	11.26 ± 5.12	0.23 ± 0.04
10229	13.1	1.59	273	33.79 ± 13.93	(2.30 ± 0.09)E-7
63671.5	20.4	1.35	424		
960528.38	143.9	1.10	193	...	0.47 ± 0.13
10231	15.0	2.05 ± 1.02	(1.83 ± 0.08)E-7
33458.4	35.0		
960531.08	16.6	15.36 ± 1.45	(9.28 ± 3.48)E-2
10234	-27.9	1.19	337	34.82 ± 4.22	(2.95 ± 0.12)E-7
7276.7	22.9	1.55	502		
960531.08	155.7	1.07	113	4.10 ± 1.45	0.18 ± 0.04
10234	16.4	1.80	374	8.19 ± 1.45	(2.05 ± 0.47)E-7
7538.9	12.2	1.95	494		
960602.02	343.9	1.33	127	11.26 ± 2.29	0.20 ± 0.04
10236	-49.1	2.01	258	25.60 ± 3.69	(3.43 ± 0.30)E-7
2121.9	9.5	2.15	361		
960602.10	208.4	1.94	158	...	0.40 ± 0.05
10236	11.9	1.20	328	2.05 ± 1.02	(1.23 ± 0.03)E-7
9389.3	18.5		
960602.49	64.9	8.44	172	...	1.28 ± 0.05
10236	-16.2	4.38	348	1.02 ± 1.44	(2.82 ± 0.10)E-7
42664.1	4.2	2.93	454		
960603.70	124.1	2.46	121	15.36 ± 1.45	0.40 ± 0.05
10237	-30.4	4.22	238	38.91 ± 1.45	(1.13 ± 0.12)E-6
60925.1	2.1	4.90	330		
960604.04	161.4	1.08	136	9.22 ± 1.45	0.20 ± 0.05
10238	26.5	1.51	248	28.67 ± 6.56	(5.17 ± 0.48)E-7
3988.7	31.6	2.00	351		
960604.66	318.6	4.40	177	16.38 ± 1.45	0.65 ± 0.04
10238	-20.4	5.75	371	53.25 ± 19.48	(8.69 ± 0.58)E-7
57659.6	7.0	6.10	525		
960609.76	110.6	1.14	163	...	0.58 ± 0.14
10243	36.9	1.23	309	2.05 ± 1.02	(2.82 ± 0.21)E-7
65897.7	19.9		
960609.87	328.7	1.15	144	4.10 ± 1.45	0.30 ± 0.05
10243	-46.7	2.43	288	8.19 ± 2.29	(3.09 ± 0.41)E-7
75746.5	4.9	2.13	386		
960611.11	174.0	1.13	183	34.82 ± 2.29	0.15 ± 0.04
10245	74.9	1.79	291	92.16 ± 9.27	(8.86 ± 0.11)E-7
10237.1	8.2	2.41	446		
960611.65	242.7	1.93	128	35.84 ± 1.45	0.29 ± 0.04
10245	55.1	2.76	242	41.98 ± 1.45	(5.39 ± 0.78)E-7
56503.5	12.5	3.11	354		
960614.96	103.1	1.47	146	33.79 ± 1.45	0.25 ± 0.05
10248	-32.0	2.63	390	83.97 ± 3.24	(1.26 ± 0.11)E-6
83620.0	2.8	3.46	560		
960618.92	123.5	1.21	197	22.53 ± 1.45	0.18 ± 0.04
10252	52.9	2.26	372	59.39 ± 14.37	(6.16 ± 0.65)E-7
79862.0	9.2	2.91	512		
960619.52	197.0	15.36 ± 25.78	0.12 ± 0.05
10253	82.3	1.23	318	38.91 ± 10.69	0.00 ± 0.00
45569.2	9.5	1.40	440		
960623.34	201.4	1.21	172	17.41 ± 2.29	0.17 ± 0.04
10257	4.3	2.16	390	35.84 ± 9.71	(5.54 ± 0.05)E-7
29828.3	34.4	2.37	551		
960625.20	197.3	1.89	158	...	0.25 ± 0.04
10259	-65.9	1.21	358	5.12 ± 3.07	(8.53 ± 0.13)E-8
17448.1	31.3	1.10	527		

TABLE 6—Continued

Name (NTB) Date (TJD) Time (s UT)	R.A. (°) Decl. (°) Err. (°)	C_{\max}/C_{\min} (4.096 s) (8.192 s)	C_{\min} (4.096 s) (8.192 s)	T_{50} (s) T_{90} (s)	P (ph cm ⁻² s ⁻¹) F (erg cm ⁻²) (50–300 keV)
960715.67	16.8	8.33	185	19.46 ± 2.29	1.29 ± 0.06
10279	-7.0	8.40	377	67.58 ± 4.22	(3.70 ± 0.15)E-6
58322.1	2.7	11.08	522		
960715.75	88.3	2.26	168	32.77 ± 1.45	0.22 ± 0.04
10279	42.7	3.37	352	(1.05 ± 0.03)E+2	(1.23 ± 0.05)E-6
64806.1	2.1	4.12	476		
960717.38	72.6	1.25	116	14.34 ± 4.22	0.24 ± 0.05
10281	-0.1	1.85	240	40.96 ± 5.22	(4.61 ± 0.39)E-7
33594.6	8.9	1.74	330		
960719.85	29.2	2.69	129	11.26 ± 1.45	0.42 ± 0.04
10283	52.2	4.68	283	30.72 ± 4.22	(7.77 ± 0.82)E-7
73458.9	5.3	5.74	423		
960724.42	357.7	1.08	180	7.17 ± 1.45	0.18 ± 0.05
10288	-64.7	1.43	401	16.38 ± 1.45	(1.38 ± 0.10)E-7
36935.9	24.0	1.13	480		
960725.73	90.3	1.80	182	32.77 ± 2.90	0.27 ± 0.04
10289	45.1	2.63	376	71.68 ± 8.26	(8.67 ± 0.73)E-7
63534.3	7.5	3.52	534		
960728.08	164.3	1.25	198	2.05 ± 1.45	0.20 ± 0.07
10292	-11.6	1.50	296	5.12 ± 1.45	(1.85 ± 0.06)E-7
7604.4	29.1	1.36	359		
960730.21	306.6	2.25	189	17.41 ± 1.45	0.35 ± 0.05
10294	-54.0	3.43	450	35.84 ± 1.45	(6.82 ± 0.79)E-7
18333.9	3.3	4.38	630		
960802.25	183.9	10.24 ± 2.29	0.20 ± 0.06
10297	-24.1	1.62	386	46.08 ± 9.44	(3.52 ± 0.10)E-7
22205.6	14.1	1.63	455		
960804.32	68.1	1.42	200	10.24 ± 6.23	0.22 ± 0.05
10299	-56.5	1.94	291	25.60 ± 16.42	(1.97 ± 0.09)E-7
27671.8	49.9	1.91	426		
960804.73	358.9	1.46	163	36.86 ± 1.45	0.25 ± 0.05
10299	24.0	2.55	365	61.44 ± 14.66	(8.12 ± 0.50)E-7
63878.3	4.7	2.93	562		
960807.65	42.7	1.55	165	68.61 ± 3.69	0.24 ± 0.04
10302	-36.1	2.39	288	(1.55 ± 0.12)E+2	(2.05 ± 0.05)E-6
56523.0	14.1	2.92	494		
960810.53	135.6	2.43	155	...	0.46 ± 0.05
10305	-19.1	1.86	348	3.07 ± 1.44	(1.07 ± 0.37)E-7
46171.3	30.3	1.40	486		
960811.04	159.8	1.64	211	...	0.26 ± 0.04
10306	-39.9	1.58	365	5.12 ± 1.02	(1.04 ± 0.49)E-7
3555.5	8.0	1.30	560		
960811.91	253.9	12.29 ± 2.29	0.11 ± 0.04
10306	-25.2	1.53	362	27.65 ± 4.34	(3.38 ± 0.15)E-7
79098.1	6.9	1.93	540		
960817.28	203.7	3.27	147	11.26 ± 2.29	0.61 ± 0.05
10312	42.4	5.61	307	51.20 ± 11.45	(8.41 ± 2.11)E-7
24602.8	10.3	6.14	464		
960822.25	325.9	1.21	195	6.14 ± 2.29	0.21 ± 0.05
10317	15.4	1.96	383	24.58 ± 3.24	(2.70 ± 0.04)E-7
22398.2	11.0	1.96	502		
960825.40	158.4	13.31 ± 5.22	0.14 ± 0.05
10320	-29.1	1.69	332	57.34 ± 3.24	(2.92 ± 0.57)E-7
35092.7	7.2	2.23	509		
960826.66	187.8	1.89	175	26.62 ± 1.45	0.23 ± 0.04
10321	20.4	2.50	361	53.25 ± 13.47	(9.37 ± 0.78)E-7
57167.1	10.8	3.17	521		
960826.67	179.8	1.65	199	23.55 ± 1.45	0.38 ± 0.07
10321	21.3	2.84	378	39.94 ± 7.24	(1.63 ± 0.02)E-6
58072.3	5.3	3.46	542		
960911.12	311.8	1.38	129	54.27 ± 1.45	0.25 ± 0.04
10337	30.6	1.90	296	72.70 ± 4.22	(3.51 ± 0.32)E-7
10775.8	21.1	1.79	438		
960912.99	207.3	2.44	154	32.77 ± 1.45	0.45 ± 0.05
10338	-46.8	3.37	349	53.25 ± 1.45	(1.18 ± 0.10)E-6
86192.3	4.0	3.49	389		
960913.23	78.9	2.52	186	10.24 ± 1.45	0.36 ± 0.04
10339	44.1	3.36	364	33.79 ± 9.27	(4.91 ± 0.34)E-7
20718.8	12.2	3.39	516		
960913.25	89.3	5.24	151	2.05 ± 1.45	0.94 ± 0.06
10339	-39.4	4.08	295	3.07 ± 1.45	(2.96 ± 1.20)E-7
22068.4	4.7	3.31	457		
960921.84	222.0	1.15	163	28.67 ± 3.24	0.20 ± 0.05
10347	-73.5	1.55	343	79.87 ± 4.58	(7.34 ± 0.42)E-7
72975.6	6.0	1.69	461		
960923.36	215.2	1.39	175	...	0.23 ± 0.05
10349	-3.5	1.03	363	4.10 ± 2.05	(8.06 ± 0.17)E-8
31200.5	51.6		
960927.58	261.0	1.20	129	61.44 ± 11.31	0.14 ± 0.04
10353	20.7	2.06	318	(1.40 ± 0.10)E+2	(7.38 ± 0.44)E-7
50463.9	7.8	2.75	481		

TABLE 6—Continued

Name (NTB) Date (TJD) Time (s UT)	R.A. (°) Decl. (°) Err. (°)	C_{\max}/C_{\min} (4.096 s) (8.192 s)	C_{\min} (4.096 s) (8.192 s)	T_{50} (s) T_{90} (s)	P (ph cm ⁻² s ⁻¹) F (erg cm ⁻²) (50–300 keV)
960929.57	33.4	1.66	142	...	0.24 ± 0.04
10355	27.1	1.02 ± 1.02	(4.62 ± 0.30)E-8
49852.6	22.8		
960930.51	39.1	1.79	131	11.26 ± 3.24	0.30 ± 0.05
10356	23.6	2.71	290	25.60 ± 3.69	(3.70 ± 0.37)E-7
44124.4	5.1	2.81	368		
961003.24	285.5	1.26	129	29.70 ± 4.22	0.24 ± 0.05
10359	-11.8	2.51	297	65.54 ± 7.24	(1.30 ± 0.01)E-6
21415.1	5.4	3.50	411		
961003.43	254.9	1.44	194	10.24 ± 1.45	0.22 ± 0.04
10359	27.2	2.21	358	25.60 ± 9.27	(3.51 ± 0.44)E-7
37620.9	11.4	2.74	462		
961006.75	254.1	5.12 ± 2.90	0.12 ± 0.05
10362	24.3	1.19	370	11.26 ± 3.69	(2.65 ± 0.05)E-7
65526.0	16.8	1.57	482		
961009.58	80.0	1.29	199	18.43 ± 1.45	0.17 ± 0.04
10365	-80.6	2.06	316	52.22 ± 7.24	(9.68 ± 0.85)E-7
50287.8	3.9	2.77	417		
961009.72	267.6	1.43	129	19.46 ± 1.45	0.24 ± 0.05
10365	55.3	2.34	330	44.03 ± 2.90	(7.91 ± 0.68)E-7
62704.8	11.3	2.69	460		
961010.25	151.2	1.30	146	...	0.25 ± 0.05
10366	-64.1	1.34	354	5.12 ± 1.44	(9.59 ± 0.86)E-8
21875.9	11.9	1.02	559		
961010.77	114.0	1.39	164	8.19 ± 2.29	0.19 ± 0.05
10366	-68.7	2.20	321	30.72 ± 6.23	(2.93 ± 0.65)E-7
67016.9	9.9	2.55	483		
961013.15	283.3	1.25	197	...	0.18 ± 0.04
10369	-13.8	2.01	327	17.41 ± 5.12	(2.91 ± 0.08)E-7
13313.2	21.8	2.40	547		
961013.86	186.1	30.72 ± 2.29	0.12 ± 0.04
10369	49.4	1.23	299	74.75 ± 6.23	(3.83 ± 0.20)E-7
74530.0	17.9	1.52	367		
961017.27	163.9	5.10	180	6.14 ± 1.45	0.93 ± 0.06
10373	42.6	8.57	377	34.82 ± 7.24	(1.34 ± 0.16)E-6
23645.4	1.6	8.13	522		
961019.51	262.8	1.15	199	14.34 ± 1.45	0.14 ± 0.04
10375	-65.9	1.73	327	51.20 ± 1.45	(3.60 ± 0.06)E-7
44432.6	16.2	2.06	516		
961024.25	32.7	1.65	167	...	0.25 ± 0.05
10380	25.4	1.64	394	5.12 ± 3.07	(1.05 ± 0.09)E-7
21713.1	13.7	1.31	559		
961025.41	36.1	11.26 ± 2.29	0.14 ± 0.05
10381	-15.7	1.36	248	31.74 ± 10.29	(3.01 ± 0.19)E-7
35734.7	16.0	1.72	455		
961030.92	141.8	1.39	191	14.34 ± 1.45	0.22 ± 0.04
10386	47.7	2.37	379	44.03 ± 9.16	(4.63 ± 1.01)E-7
80068.8	7.1	3.13	543		
961102.88	301.4	15.36 ± 1.45	0.12 ± 0.05
10389	23.1	1.50	303	38.91 ± 2.90	(5.73 ± 0.47)E-7
76647.6	7.9	2.09	399		
961104.19	219.5	1.78	121	2.05 ± 1.45	0.28 ± 0.04
10391	25.9	3.27	281	5.12 ± 1.45	(2.46 ± 0.39)E-7
16831.7	10.5	3.01	343		
961106.49	296.9	1.40	156	...	0.26 ± 0.05
10393	68.7	1.75	340	13.31 ± 5.12	(2.01 ± 0.03)E-7
43027.7	15.7	1.50	470		
961108.96	358.6	1.93	176	14.34 ± 1.45	0.29 ± 0.05
10395	33.8	3.23	315	43.01 ± 7.24	(1.24 ± 0.07)E-6
83234.0	2.5	4.37	461		
961110.31	61.1	2.96	142	94.21 ± 1.45	0.47 ± 0.05
10397	59.0	5.29	297	(1.24 ± 0.01)E+2	(1.60 ± 0.15)E-6
26946.8	7.9	5.27	409		
961111.14	344.9	2.89	125	13.31 ± 1.45	0.51 ± 0.05
10398	-13.5	5.15	234	28.67 ± 1.45	(2.30 ± 0.12)E-6
12431.6	1.3	6.82	320		
961111.61	338.0	1.73	126	8.19 ± 1.45	0.32 ± 0.05
10398	-7.0	2.94	252	21.50 ± 1.45	(4.45 ± 0.55)E-7
52849.9	7.9	3.06	368		
961112.72	300.4	2.12	168	23.55 ± 2.90	0.25 ± 0.04
10399	28.4	3.78	354	63.49 ± 8.75	(1.58 ± 0.13)E-6
62332.1	2.0	5.16	476		
961119.44	67.0	1.42	177	15.36 ± 2.29	0.24 ± 0.05
10406	29.5	2.69	333	52.22 ± 9.16	(8.28 ± 0.79)E-7
38625.5	5.3	3.64	533		
961120.35	286.8	2.78	177	...	0.42 ± 0.04
10407	43.6	2.92	382	3.07 ± 1.44	(1.92 ± 0.39)E-7
30430.4	15.0	2.26	519		
961123.68	64.6	9.63	202	...	2.98 ± 0.11
10410	65.9	4.96	411	1.02 ± 1.02	(6.84 ± 0.31)E-7
59310.3	16.7	3.58	576		

TABLE 6—Continued

Name (NTB) Date (TJD) Time (s UT)	R.A. (°) Decl. (°) Err. (°)	C_{\max}/C_{\min} (4.096 s) (8.192 s)	C_{\min} (4.096 s) (8.192 s)	T_{50} (s) T_{90} (s)	P (ph cm ⁻² s ⁻¹) F (erg cm ⁻²) (50–300 keV)
961128.06	58.4	1.42	132	7.17 ± 1.45	0.25 ± 0.05
10415	80.2	2.62	320	17.41 ± 1.45	(4.83 ± 0.49)E-7
5618.9	7.1	3.49	497		
961130.43	44.0	1.81	191	31.74 ± 2.29	0.33 ± 0.07
10417	-28.2	3.21	410	80.90 ± 9.27	(1.94 ± 0.14)E-6
37848.3	1.4	4.26	587		
961206.39	16.7	12.29 ± 2.29	0.11 ± 0.04
10423	-53.1	1.43	303	38.91 ± 17.41	0.00 ± 0.00
34487.5	18.0	1.92	530		
961207.62	113.0	1.07	165	9.22 ± 2.29	0.15 ± 0.04
10424	-59.1	1.66	367	16.38 ± 6.23	(2.27 ± 0.03)E-7
54182.1	26.4	2.04	428		
961208.21	345.6	1.10	163	9.22 ± 1.45	0.17 ± 0.04
10425	-30.7	1.83	298	25.60 ± 6.23	(3.95 ± 0.05)E-7
18574.5	17.6	2.35	408		
961208.58	73.5	1.13	196	12.29 ± 1.45	0.15 ± 0.04
10425	-69.7	1.74	316	28.67 ± 2.29	(4.51 ± 0.43)E-7
50939.1	32.1	2.21	461		
961208.78	61.4	2.27	184	20.48 ± 3.24	0.37 ± 0.05
10425	-44.9	2.80	391	24.58 ± 5.22	(3.31 ± 0.08)E-7
68228.3	50.0	2.31	552		
961209.32	141.6	1.29	183	15.36 ± 3.24	0.22 ± 0.05
10426	-37.5	1.86	390	45.06 ± 1.45	(6.47 ± 0.39)E-7
27746.5	7.4	2.29	576		
961209.86	180.3	4.91	146	38.91 ± 4.22	0.77 ± 0.05
10426	28.4	6.50	287	(1.68 ± 0.02)E+2	(3.42 ± 0.15)E-6
74676.4	2.3	7.86	414		
961212.30	190.7	1.44	165	43.01 ± 1.45	0.19 ± 0.04
10429	73.7	2.63	389	88.06 ± 3.24	(1.20 ± 0.03)E-6
26297.5	5.7	3.44	545		
961213.57	191.9	7.87	123	(1.00 ± 0.02)E+2	1.62 ± 0.06
10430	51.5	10.88	246	(1.32 ± 0.01)E+2	(5.88 ± 0.44)E-6
49965.3	0.7	13.76	347		
961216.87	248.3	1.70	180	6.14 ± 2.29	0.22 ± 0.04
10433	38.7	2.73	347	22.53 ± 6.23	(4.90 ± 0.05)E-7
75488.5	5.8	3.63	516		
961216.94	347.2	1.08	172	7.17 ± 1.45	0.16 ± 0.04
10433	26.1	1.61	379	11.26 ± 1.45	(1.50 ± 0.32)E-7
81346.8	25.1	1.56	462		
961217.82	19.9	1.46	207	...	0.16 ± 0.06
10434	-0.8	1.53	373	5.12 ± 2.05	(9.65 ± 0.26)E-8
70860.0	72.5		
961219.55	211.7	1.84	195	38.91 ± 1.45	0.30 ± 0.05
10436	-24.9	2.62	330	64.51 ± 2.29	(5.75 ± 0.69)E-7
47636.7	28.5	2.85	445		
961219.58	307.5	1.69	158	...	0.28 ± 0.05
10436	41.4	1.35	421	2.05 ± 1.02	(8.12 ± 2.85)E-8
50356.4	16.2	1.02	483		
961220.02	5.3	1.17	167	24.58 ± 1.45	0.18 ± 0.05
10437	-0.7	1.91	371	39.94 ± 2.29	(5.91 ± 0.46)E-7
2460.9	5.5	2.31	568		
961222.50	302.9	2.32	172	37.89 ± 3.24	0.57 ± 0.07
10439	-12.1	3.68	323	69.63 ± 7.45	(2.03 ± 0.02)E-6
43201.7	6.1	3.99	436		
961224.42	319.5	5.20	131	11.26 ± 1.45	0.97 ± 0.06
10441	14.5	8.02	262	36.86 ± 2.29	(2.38 ± 0.07)E-6
36644.0	1.3	9.98	371		
961227.62	186.9	2.02	168	9.22 ± 1.45	0.31 ± 0.05
10444	-15.9	3.92	345	46.08 ± 2.29	(7.95 ± 0.75)E-7
53713.1	3.0	4.86	497		
961231.29	102.5	1.18	155	20.48 ± 2.29	0.21 ± 0.05
10448	2.0	1.73	395	(1.50 ± 0.03)E+2	(5.79 ± 0.44)E-7
25571.5	6.0	1.56	579		
970108.63	25.1	1.50	156	14.34 ± 1.45	0.19 ± 0.04
10456	-35.1	2.75	376	57.34 ± 6.23	(8.04 ± 0.58)E-7
54782.2	18.5	3.75	530		
970110.45	46.8	2.56	133	...	0.40 ± 0.05
10458	58.2	1.61	232	1.02 ± 1.44	(9.52 ± 0.31)E-8
39248.1	18.7	1.25	337		
970111.65	150.9	1.11	130	7.17 ± 1.45	0.24 ± 0.05
10459	27.1	2.19	313	13.31 ± 2.90	(3.98 ± 0.61)E-7
56765.6	11.2	2.65	414		
970111.92	324.9	2.37	154	...	0.81 ± 0.09
10459	22.0	1.69	279	1.02 ± 1.44	(2.09 ± 0.10)E-7
80082.1	21.4	1.15	352		
970115.11	304.6	2.40	189	...	0.45 ± 0.06
10463	-26.7	2.73	393	4.10 ± 1.02	(2.73 ± 0.08)E-7
10128.6	7.2	2.11	562		
970116.37	52.0	2.40	146	...	0.42 ± 0.05
10464	53.0	2.01	269	4.10 ± 2.05	(1.67 ± 0.03)E-7
32519.4	20.1	1.38	367		

TABLE 6—Continued

Name (NTB) Date (TJD) Time (s UT)	R.A. (°) Decl. (°) Err. (°)	C_{\max}/C_{\min} (4.096 s) (8.192 s)	C_{\min} (4.096 s) (8.192 s)	T_{50} (s) T_{90} (s)	P (ph cm ⁻² s ⁻¹) F (erg cm ⁻²) (50–300 keV)
970116.67	190.1	6.42	154	18.43 ± 1.45	1.07 ± 0.05
10464	-44.8	12.12	321	57.34 ± 2.29	(4.55 ± 0.51)E-6
58239.2	3.3	15.88	445		
970117.09	301.8	1.90	198	3.07 ± 1.45	0.25 ± 0.04
10465	-58.5	2.94	380	11.26 ± 3.24	(2.50 ± 0.40)E-7
7994.6	11.2	2.83	542		
970119.49	206.8	4.60	180	(1.05 ± 0.77)E+2	0.63 ± 0.04
10467	79.9	7.97	362	(1.37 ± 0.04)E+2	(2.01 ± 0.08)E-6
42595.5	2.0	9.39	528		
970120.62	109.7	1.00	145	...	0.10 ± 0.04
10468	9.5	1.32	251	10.24 ± 5.12	(1.64 ± 0.05)E-7
54215.9	15.5	1.66	436		
970121.28	149.7	1.61	122	...	0.40 ± 0.06
10469	-7.8	1.21	237	3.07 ± 2.05	(1.44 ± 0.04)E-7
25048.3	39.7	1.07	410		
970126.27	207.1	1.85	164	15.36 ± 1.45	0.35 ± 0.05
10474	-35.8	3.17	325	38.91 ± 9.71	(9.13 ± 0.96)E-7
23367.9	5.6	3.94	457		
970126.39	51.2	1.92	144	8.19 ± 1.45	0.35 ± 0.05
10474	70.9	3.26	260	25.60 ± 10.09	(7.73 ± 0.78)E-7
33796.3	3.2	4.47	414		
970126.40	281.8	2.02	174	...	0.29 ± 0.04
10474	23.9	2.21	321	14.34 ± 5.12	(2.38 ± 0.31)E-7
35408.1	26.8	2.36	460		
970128.44	61.9	1.92	178	4.10 ± 1.45	0.33 ± 0.05
10476	-73.5	3.42	338	12.29 ± 1.45	(4.25 ± 0.42)E-7
38795.5	2.9	3.58	502		
970129.55	113.9	1.08	181	5.12 ± 3.24	0.16 ± 0.04
10477	55.4	1.90	355	11.26 ± 3.24	(2.21 ± 0.29)E-7
48170.2	18.9	2.25	568		
970131.21	287.7	1.07	162	8.19 ± 1.45	0.12 ± 0.04
10479	34.4	1.79	353	16.38 ± 1.45	(2.77 ± 0.04)E-7
18181.3	9.3	1.99	503		
970203.38	44.4	1.80	174	...	0.25 ± 0.05
10482	34.1	2.31	295	10.24 ± 5.12	(3.01 ± 0.44)E-7
32985.3	5.5	2.59	470		
970205.06	155.2	1.79	156	3.07 ± 1.45	0.30 ± 0.05
10484	-71.7	2.77	385	6.14 ± 1.45	(2.86 ± 0.52)E-7
5931.2	4.6	2.68	543		
970205.09	67.7	1.54	180	13.31 ± 1.45	0.21 ± 0.04
10484	-77.1	2.70	347	45.06 ± 2.90	(4.62 ± 0.31)E-7
8222.9	17.9	3.14	514		
970206.05	164.1	1.09	186	28.67 ± 1.45	0.29 ± 0.08
10485	20.5	1.85	381	53.25 ± 1.45	(1.10 ± 0.01)E-6
5106.9	9.5	1.93	534		
970221.15	33.6	1.04	161	11.26 ± 1.45	0.16 ± 0.04
10500	68.8	1.82	420	26.62 ± 3.24	(4.66 ± 0.36)E-7
13744.3	38.2	2.35	559		
970221.34	297.1	1.19	191	...	0.19 ± 0.04
10500	44.9	1.57	379	10.24 ± 5.12	(1.91 ± 0.05)E-7
30056.7	21.1	1.80	494		
970223.31	330.2	1.34	181	...	0.45 ± 0.09
10502	-26.1	1.32	364	3.07 ± 2.05	(2.31 ± 0.12)E-7
27511.0	22.9	1.35	533		
970226.14	139.7	1.12	127	16.38 ± 1.45	0.18 ± 0.04
10505	55.3	1.51	248	47.10 ± 3.24	(5.70 ± 0.51)E-7
12236.0	7.2	2.11	351		
970306.87	134.4	1.38	194	66.56 ± 4.22	0.26 ± 0.05
10513	-81.9	2.01	384	(1.41 ± 0.16)E+2	(1.99 ± 0.10)E-6
75756.7	2.9	2.53	534		
970310.04	62.4	1.20	120	14.34 ± 1.45	0.17 ± 0.05
10517	-33.4	1.63	240	46.08 ± 10.29	(5.31 ± 0.33)E-7
3945.7	6.8	2.20	359		
970310.27	62.3	1.44	163	17.41 ± 1.45	0.23 ± 0.04
10517	68.4	2.02	347	52.22 ± 14.37	(5.59 ± 0.64)E-7
23932.1	25.5	2.55	546		
970311.35	20.7	2.27	181	10.24 ± 1.45	0.41 ± 0.05
10518	-1.9	3.84	286	30.72 ± 5.22	(9.26 ± 1.51)E-7
30253.3	3.6	4.99	411		
970323.81	201.8	1.40	176	3.07 ± 1.45	0.31 ± 0.06
10530	-30.9	2.43	367	8.19 ± 1.45	(2.24 ± 2.11)E-7
70209.7	5.0	2.27	492		
970331.84	344.1	2.02	134	4.10 ± 1.45	0.37 ± 0.05
10538	13.7	3.30	293	15.36 ± 12.33	(3.40 ± 0.82)E-7
72915.1	8.5	3.40	418		
970404.29	60.5	1.58	175	9.22 ± 1.45	0.48 ± 0.09
10542	25.7	1.58	389	23.55 ± 10.44	(7.21 ± 0.11)E-7
25616.6	22.6	1.81	531		
970406.29	287.6	3.26	220	14.34 ± 1.45	0.63 ± 0.06
10544	-30.3	5.95	416	46.08 ± 4.58	(2.30 ± 0.15)E-6
25471.2	2.3	7.90	594		

TABLE 6—Continued

Name (NTB) Date (TJD) Time (s UT)	R.A. (°) Decl. (°) Err. (°)	C_{\max}/C_{\min} (4.096 s) (8.192 s)	C_{\min} (4.096 s) (8.192 s)	T_{50} (s) T_{90} (s)	P (ph cm ⁻² s ⁻¹) F (erg cm ⁻²) (50–300 keV)
970407.82	186.4	1.33	197	...	0.29 ± 0.06
10545	43.8	1.02 ± 1.02	(8.69 ± 0.25)E-8
71030.0	21.4		
970409.32	151.6	1.39	119	5.12 ± 1.45	0.21 ± 0.04
10547	29.3	2.05	236	13.31 ± 2.29	(3.49 ± 3.95)E-7
27649.2	3.9	2.92	381		
970414.36	111.1	1.68	197	33.79 ± 1.45	0.22 ± 0.04
10552	5.0	2.97	335	86.02 ± 2.29	(1.94 ± 0.13)E-6
31461.6	21.6	3.95	468		
970415.82	225.8	1.01	194	10.24 ± 2.29	0.16 ± 0.05
10553	-2.7	1.61	384	51.20 ± 10.29	(3.68 ± 0.37)E-7
71050.4	5.8	1.94	524		
970421.24	24.2	1.49	141	16.38 ± 1.45	0.23 ± 0.04
10559	-44.0	1.81	251	45.06 ± 3.69	(3.28 ± 0.19)E-7
21304.5	13.1	2.08	384		
970425.70	208.8	1.14	176	4.10 ± 1.45	0.19 ± 0.05
10563	-24.7	1.45	328	23.55 ± 8.26	(1.91 ± 0.03)E-7
61336.8	25.1	1.45	533		
970426.13	48.7	1.04	145	5.12 ± 1.45	0.19 ± 0.04
10564	-61.9	1.73	246	14.34 ± 1.45	(2.54 ± 0.13)E-7
11346.1	8.3	1.67	317		
970427.28	300.3	1.42	132	14.34 ± 1.45	0.25 ± 0.05
10565	-13.6	2.57	278	43.01 ± 1.45	(4.99 ± 0.46)E-7
24726.7	8.5	3.10	410		
970427.86	179.4	14.34 ± 3.24	0.16 ± 0.04
10565	36.2	1.11	350	45.06 ± 12.37	(2.75 ± 0.14)E-7
74779.9	24.5	1.39	568		
970501.12	294.6	11.26 ± 2.29	0.18 ± 0.05
10569	64.5	1.40	269	34.82 ± 11.99	(3.03 ± 0.07)E-7
10378.4	37.8	1.63	402		
970502.77	205.2	1.10	168	...	0.17 ± 0.04
10570	17.4	1.85	387	14.34 ± 4.10	(2.47 ± 0.51)E-7
67029.2	15.6	2.23	537		
970506.08	88.5	1.49	144	11.26 ± 1.45	0.25 ± 0.04
10574	40.3	2.59	311	24.58 ± 2.29	(6.84 ± 0.68)E-7
7233.7	9.5	3.31	455		
970511.68	328.1	1.32	145	3.07 ± 1.45	0.20 ± 0.04
10579	31.8	2.15	254	9.22 ± 6.23	(2.28 ± 0.33)E-7
59122.9	5.9	1.99	360		
970518.40	85.3	17.41 ± 1.45	0.13 ± 0.05
10586	48.7	1.17	254	47.10 ± 7.24	(5.36 ± 0.06)E-7
35414.2	8.9	1.78	404		
970522.05	194.7	1.18	187	12.29 ± 4.22	0.46 ± 0.11
10590	-25.5	2.18	389	30.72 ± 9.27	(1.02 ± 0.02)E-6
4989.1	9.2	2.44	536		
970525.36	149.5	1.20	166	10.24 ± 1.45	0.17 ± 0.04
10593	50.8	2.19	330	28.67 ± 2.90	(5.56 ± 0.46)E-7
31778.0	6.1	2.93	457		
970526.56	195.3	1.45	160	...	0.21 ± 0.05
10594	-61.2	1.32	301	3.07 ± 2.05	(1.07 ± 0.03)E-7
48627.9	22.6	1.17	439		
970527.57	153.3	1.44	154	7.17 ± 1.45	0.20 ± 0.04
10595	-68.2	2.33	308	25.60 ± 3.24	(3.26 ± 0.46)E-7
49577.2	11.3	2.90	473		
970531.65	5.4	1.86	183	4.10 ± 1.45	0.27 ± 0.04
10599	-87.3	2.10	275	12.29 ± 1.45	(1.54 ± 0.31)E-7
56532.2	14.2	1.74	468		
970604.77	1.0	1.61	172	...	0.27 ± 0.05
10603	74.7	1.87	300	4.10 ± 1.44	(1.49 ± 0.03)E-7
67013.8	45.4	1.47	533		
970605.51	212.0	2.10	208	...	0.39 ± 0.05
10604	-70.6	1.57	415	2.05 ± 1.44	(9.64 ± 2.59)E-8
44845.3	17.6	1.19	570		
970607.41	32.4	2.45	147	20.48 ± 1.45	0.44 ± 0.05
10606	17.9	4.12	246	74.75 ± 11.68	(2.05 ± 0.19)E-6
35799.2	3.1	5.66	394		
970607.47	355.7	1.20	200	21.50 ± 2.29	0.20 ± 0.04
10606	-50.6	2.01	257	52.22 ± 15.39	(7.95 ± 0.52)E-7
41150.7	3.3	2.57	363		
970610.41	32.7	3.81	163	88.06 ± 3.24	0.75 ± 0.06
10609	41.8	3.72	335	(1.01 ± 0.01)E+2	(6.82 ± 0.78)E-7
36150.5	12.1	3.65	495		
970610.76	33.8	1.43	168	24.58 ± 2.29	0.28 ± 0.05
10609	8.8	2.18	321	57.34 ± 6.23	(5.40 ± 0.69)E-7
65897.7	16.2	2.54	435		
970611.79	255.9	1.34	183	...	0.47 ± 0.10
10610	34.6	1.15	291	3.07 ± 1.44	(1.86 ± 0.08)E-7
68776.1	31.1		
970614.99	205.9	2.92	138	25.60 ± 2.29	0.53 ± 0.05
10613	-25.3	2.49	257	39.94 ± 4.22	(5.41 ± 1.22)E-7
85845.2	9.5	2.56	364		

TABLE 6—Continued

Name (NTB) Date (TJD) Time (s UT)	R.A. (°) Decl. (°) Err. (°)	C_{\max}/C_{\min} (4.096 s) (8.192 s)	C_{\min} (4.096 s) (8.192 s)	T_{50} (s) T_{90} (s)	P (ph cm ⁻² s ⁻¹) F (erg cm ⁻²) (50–300 keV)
970616.92	327.6	1.39	200	...	0.22 ± 0.05
10615	-2.6	1.13	281	6.14 ± 3.07	(8.97 ± 1.78)E-8
79715.5	35.2	1.07	443		
970617.71	161.7	1.17	192	20.48 ± 1.45	0.17 ± 0.04
10616	10.6	1.65	434	49.15 ± 5.51	(7.42 ± 0.44)E-7
61460.7	7.2	2.22	625		
970626.90	186.1	1.28	152	3.07 ± 1.45	0.23 ± 0.04
10625	-70.1	1.83	310	6.14 ± 3.24	(1.26 ± 0.35)E-7
78484.7	24.6	1.59	414		
970629.88	322.6	1.40	154	2.05 ± 1.45	0.21 ± 0.05
10628	-12.5	1.48	265	3.07 ± 60.49	(8.51 ± 1.41)E-8
76306.6	20.9	1.25	356		
970709.57	23.9	7.17 ± 1.45	0.15 ± 0.05
10638	52.8	1.49	312	15.36 ± 4.22	(1.87 ± 0.39)E-7
49732.8	10.1	1.94	458		
970709.61	240.3	3.10	200	7.17 ± 1.45	0.53 ± 0.05
10638	22.5	4.02	374	16.38 ± 2.90	(5.36 ± 0.85)E-7
53038.3	4.9	3.95	543		
970712.33	47.1	1.28	136	26.62 ± 2.29	0.14 ± 0.04
10641	7.0	2.02	410	61.44 ± 4.34	(8.30 ± 0.12)E-7
29120.7	16.1	2.21	574		
970714.57	10.7	3.96	192	3.07 ± 1.45	0.68 ± 0.05
10643	-22.9	6.54	381	10.24 ± 1.45	(6.61 ± 2.85)E-7
49754.3	3.4	6.83	532		
970724.36	202.4	1.05	199	11.26 ± 1.45	0.23 ± 0.06
10653	41.8	1.82	293	28.67 ± 5.22	(3.98 ± 0.06)E-7
31275.2	7.7	1.68	416		
970726.94	62.0	1.45	190	21.50 ± 5.22	0.28 ± 0.05
10655	-8.9	2.37	396	52.22 ± 7.24	(7.89 ± 0.11)E-7
81588.5	3.7	2.92	611		
970728.43	296.2	1.30	149	25.60 ± 1.45	0.17 ± 0.05
10657	42.1	2.12	338	53.25 ± 10.29	(8.86 ± 0.79)E-7
37654.8	6.5	2.59	527		
970801.33	308.0	10.58	178	10.24 ± 1.45	1.57 ± 0.05
10661	-54.3	18.33	339	20.48 ± 1.45	(3.48 ± 0.47)E-6
29047.0	1.5	22.00	477		
970801.69	206.8	1.96	150	...	0.51 ± 0.05
10661	-18.8	1.72	331	7.17 ± 4.10	(1.76 ± 0.88)E-7
59873.5	15.1	1.64	564		
970804.50	68.0	1.45	229	...	0.18 ± 0.06
10664	81.6	1.02 ± 0.00	(3.43 ± 0.14)E-8
43965.7	38.7		
970812.09	305.9	1.58	211	16.38 ± 1.45	0.27 ± 0.05
10672	-14.4	2.34	423	34.82 ± 2.29	(6.76 ± 0.59)E-7
8000.7	10.5	2.68	631		
970816.57	292.9	1.31	194	6.14 ± 1.45	0.21 ± 0.05
10676	69.9	1.87	308	9.22 ± 1.45	(3.36 ± 0.52)E-7
49715.4	15.7	2.49	509		
970817.80	50.3	27.65 ± 2.29	0.11 ± 0.04
10677	50.5	1.83	329	55.30 ± 5.22	(6.01 ± 0.28)E-7
69683.4	12.7	2.40	436		
970823.35	300.0	1.91	161	...	0.38 ± 0.05
10683	27.3	2.98	335	4.10 ± 2.05	(2.31 ± 0.25)E-7
30810.3	6.2	2.76	528		
970825.47	29.2	1.11	127	29.70 ± 1.45	0.21 ± 0.05
10685	-47.8	2.19	370	61.44 ± 1.45	(1.02 ± 0.05)E-6
40624.4	11.8	2.77	536		
970827.29	287.6	4.50	214	19.46 ± 1.45	0.88 ± 0.06
10687	-23.8	7.49	405	50.18 ± 3.24	(2.11 ± 0.09)E-6
25868.5	1.7	8.52	561		
970906.24	168.3	1.28	134	28.67 ± 3.24	0.21 ± 0.05
10697	19.8	2.33	410	75.78 ± 5.22	(9.50 ± 0.70)E-7
21537.0	2.5	2.90	587		
970906.70	235.0	1.36	130	...	0.21 ± 0.05
10697	44.7	2.12	283	18.43 ± 6.14	(3.05 ± 0.49)E-7
60883.2	20.3	2.12	395		
970909.79	176.8	8.19 ± 2.90	0.20 ± 0.11
10700	40.2	1.03	348	18.43 ± 5.12	(5.97 ± 0.13)E-7
68320.5	14.7	1.26	567		
970910.32	21.6	1.34	211	18.43 ± 1.45	0.19 ± 0.05
10701	-28.3	2.43	420	47.10 ± 4.58	(9.17 ± 0.66)E-7
27779.3	3.0	3.25	562		
970912.68	52.4	1.25	208	...	0.23 ± 0.05
10703	34.7	1.81	396	6.14 ± 2.05	(1.47 ± 0.42)E-7
58917.1	10.9	1.62	538		
970914.58	283.1	1.09	164	23.55 ± 3.69	0.13 ± 0.05
10705	37.1	1.61	291	59.39 ± 15.50	(6.39 ± 0.55)E-7
50456.8	18.2	1.68	367		
970914.91	356.8	1.61	145	...	0.30 ± 0.05
10705	63.5	1.91	308	4.10 ± 2.05	(1.54 ± 0.42)E-7
79085.8	29.2	1.50	453		

TABLE 6—Continued

Name (NTB) Date (TJD) Time (s UT)	R.A. (°) Decl. (°) Err. (°)	C_{\max}/C_{\min} (4.096 s) (8.192 s)	C_{\min} (4.096 s) (8.192 s)	T_{50} (s) T_{90} (s)	P (ph cm ⁻² s ⁻¹) F (erg cm ⁻²) (50–300 keV)
970916.84	210.4	1.48	139	12.29 ± 1.45	0.35 ± 0.05
10707	-15.7	2.75	279	30.72 ± 6.23	(9.07 ± 0.95)E-7
72978.7	3.1	3.22	395		
970917.02	298.9	2.39	163	24.58 ± 2.29	0.35 ± 0.04
10708	24.1	4.39	352	79.87 ± 7.24	(1.75 ± 0.15)E-6
1807.6	33.8	5.86	502		
970917.88	88.1	1.37	187	3.07 ± 1.45	0.32 ± 0.06
10708	22.0	1.66	388	11.26 ± 5.12	(1.94 ± 0.65)E-7
76578.0	6.9	1.57	586		
970926.92	160.4	4.58	191	22.53 ± 1.45	0.82 ± 0.05
10717	-37.9	7.38	360	72.70 ± 2.29	(2.43 ± 0.11)E-6
79649.0	2.6	8.63	525		
970927.01	315.4	1.94	153	33.79 ± 3.24	0.34 ± 0.05
10718	-6.6	3.36	343	72.70 ± 10.89	(2.17 ± 0.06)E-6
1514.7	3.5	4.45	472		
971013.87	87.5	4.26	180	1.02 ± 1.45	0.72 ± 0.05
10734	20.9	4.96	379	5.12 ± 1.45	(3.00 ± 1.31)E-7
75583.7	7.5	3.78	556		
971015.23	290.5	6.76	213	5.12 ± 1.45	1.31 ± 0.06
10736	-81.2	6.99	427	7.17 ± 1.45	(7.08 ± 2.12)E-7
20356.3	2.7	6.80	582		
971017.02	44.1	1.24	178	11.26 ± 2.29	0.23 ± 0.05
10738	79.1	1.80	381	40.96 ± 14.26	(5.15 ± 0.63)E-7
1895.6	4.9	2.27	609		
971018.51	244.2	1.91	148	5.12 ± 1.45	0.62 ± 0.05
10739	51.0	3.33	299	15.36 ± 4.58	(9.60 ± 0.60)E-7
44359.9	2.5	3.65	423		
971026.16	161.4	1.62	187	23.55 ± 1.45	0.25 ± 0.04
10747	13.0	2.54	419	57.34 ± 3.69	(8.61 ± 0.40)E-7
13857.0	31.7	2.93	567		
971027.11	205.7	33.21	189	4.10 ± 1.45	4.75 ± 0.07
10748	59.2	53.91	375	13.31 ± 1.45	(6.89 ± 0.41)E-6
9805.0	1.9	64.17	533		
971027.82	276.9	9.22 ± 1.45	0.13 ± 0.04
10748	27.3	1.59	373	27.65 ± 1.45	(2.60 ± 0.07)E-7
71019.7	10.3	1.75	511		
971030.81	347.8	1.78	238	6.14 ± 1.45	0.39 ± 0.06
10751	-9.0	2.97	484	13.31 ± 3.24	(6.49 ± 1.55)E-7
70113.5	3.7	3.73	679		
971101.27	356.6	78.03	186	3.07 ± 1.45	13.70 ± 0.12
10753	10.4	106.59	362	8.19 ± 1.45	(1.04 ± 0.05)E-5
23480.5	0.5	85.31	510		
971102.22	282.8	1.83	167	...	0.35 ± 0.05
10754	-59.2	2.52	290	8.19 ± 3.07	(2.49 ± 0.08)E-7
19455.2	13.9	2.32	456		
971102.22	293.8	1.48	143	(1.66 ± 0.04)E+2	0.31 ± 0.05
10754	-59.0	2.30	320	(2.16 ± 0.01)E+2	(2.70 ± 0.15)E-6
19676.4	4.8	2.70	405		
971103.83	30.1	1.13	138	23.55 ± 3.69	0.18 ± 0.04
10755	-42.1	1.99	324	79.87 ± 11.99	(9.22 ± 0.47)E-7
72026.3	7.6	2.54	493		
971106.11	197.5	1.73	183	11.26 ± 1.45	0.31 ± 0.05
10758	-22.5	3.25	357	31.74 ± 4.58	(6.73 ± 0.69)E-7
9587.9	3.8	3.85	493		
971108.37	95.9	1.01	136	3.07 ± 2.29	0.17 ± 0.05
10760	42.8	1.65	257	6.14 ± 4.58	(1.36 ± 0.51)E-7
32785.6	20.0	1.37	363		
971108.97	42.9	0.16 ± 0.05
10760	13.3	1.55	353	14.34 ± 5.12	(2.76 ± 0.05)E-7
84331.7	6.4	1.79	539		
971110.21	58.2	1.03	221	15.36 ± 1.45	0.23 ± 0.05
10762	38.9	1.82	308	33.79 ± 1.45	(4.85 ± 0.58)E-7
18414.8	9.9	2.17	408		
971110.56	303.8	1.80	172	6.14 ± 1.45	0.34 ± 0.05
10762	-38.9	2.84	339	14.34 ± 1.45	(4.34 ± 0.73)E-7
49030.4	8.3	2.75	454		
971110.78	206.6	1.99	150	59.39 ± 3.24	0.38 ± 0.05
10762	32.1	3.68	273	(1.13 ± 0.11)E+2	(2.27 ± 0.14)E-6
67679.5	2.7	4.76	386		
971117.65	44.3	1.73	134	33.79 ± 1.45	0.27 ± 0.05
10769	39.8	1.54	275	61.44 ± 5.51	(1.03 ± 0.06)E-6
56746.2	66.2	1.95	375		
971119.27	26.1	1.55	135	59.39 ± 1.45	0.25 ± 0.05
10771	75.6	2.91	321	89.09 ± 2.29	(1.58 ± 0.07)E-6
23922.9	17.3	3.89	440		
971121.50	279.0	6.86	136	3.07 ± 1.45	1.35 ± 0.06
10773	-68.3	10.20	273	8.19 ± 1.45	(1.08 ± 0.07)E-6
43993.3	1.3	9.14	386		
971123.47	21.5	1.61	136	...	0.28 ± 0.05
10775	18.4	1.47	261	6.14 ± 2.05	(1.40 ± 0.45)E-7
40929.5	15.6	1.74	370		

TABLE 6—Continued

Name (NTB) Date (TJD) Time (s UT)	R. A. (°) Decl. (°) Err. (°)	C_{\max}/C_{\min} (4.096 s) (8.192 s)	C_{\min} (4.096 s) (8.192 s)	T_{50} (s) T_{90} (s)	P (ph cm ⁻² s ⁻¹) F (erg cm ⁻²) (50–300 keV)
971125.04	148.6	0.17 ± 0.05
10777	17.6	1.45	365	6.14 ± 3.07	(1.31 ± 0.02)E-7
4239.6	10.6	1.24	471		
971127.43	41.8	1.21	168	...	0.17 ± 0.04
10779	63.1	2.05 ± 1.02	(4.49 ± 0.33)E-8
37360.9	17.7		
971201.24	253.6	3.12	152	...	0.55 ± 0.06
10783	52.1	2.28	280	3.07 ± 2.05	(1.89 ± 0.06)E-7
21035.2	8.3	1.68	395		
971201.25	47.0	1.20	169	10.24 ± 4.22	0.20 ± 0.05
10783	16.1	2.20	304	30.72 ± 13.35	(4.18 ± 0.52)E-7
22223.1	12.7	2.69	462		
971203.28	297.1	1.78	129	...	0.36 ± 0.05
10785	-46.7	2.79	259	7.17 ± 3.07	(2.54 ± 0.43)E-7
24285.4	8.3	2.42	407		
971207.78	96.1	2.25	129	23.55 ± 1.45	0.44 ± 0.05
10789	53.0	3.58	254	69.63 ± 4.22	(2.26 ± 0.15)E-6
67895.5	1.9	4.58	383		
971207.87	138.2	9.00	191	13.31 ± 1.45	1.45 ± 0.05
10789	71.0	8.18	384	16.38 ± 1.45	(9.22 ± 1.87)E-7
75489.5	7.5	6.20	509		
971210.88	288.9	2.05 ± 1.45	0.14 ± 0.05
10792	33.7	1.33	409	2.05 ± 1.45	(7.35 ± 0.25)E-8
76819.7	18.1	1.31	565		
971214.08	208.5	1.37	152	12.29 ± 1.45	0.19 ± 0.05
10796	54.5	1.92	261	38.91 ± 4.22	(7.37 ± 0.80)E-7
7476.4	7.1	2.80	413		

A Non-Triggered Burst Supplement to the BATSE Gamma-Ray Burst Catalogs

Jefferson M. Kommers,¹ Walter H. G. Lewin,¹ Chryssa Kouveliotou,^{2,3} Jan van Paradijs,^{4,5}
Geoffrey N. Pendleton,⁴ Charles A. Meegan,³ and Gerald J. Fishman³

ABSTRACT

The Burst and Transient Source Experiment (BATSE) on the *Compton Gamma Ray Observatory* detects gamma-ray bursts (GRBs) with a real-time burst detection (or “trigger”) system running onboard the spacecraft. Under some circumstances, however, a GRB may *not* activate the onboard burst trigger. For example, the burst may be too faint to exceed the onboard detection threshold, or it may occur while the onboard burst trigger is disabled for technical reasons. This paper describes a catalog of 873 “non-triggered” GRBs that were detected in a search of the archival continuous data from BATSE recorded between 1991 December 9.0 and 1997 December 17.0. For each burst, the catalog gives an estimated source direction, duration, peak flux, and fluence. Similar data are presented for 50 additional bursts of unknown origin that were detected in the 25–50 keV range; these events may represent the low-energy “tail” of the GRB spectral distribution. This catalog increases the number of GRBs detected with BATSE by 48% during the time period covered by the search.

Subject headings: gamma-rays: bursts

¹Department of Physics and Center for Space Research, Massachusetts Institute of Technology, Cambridge, MA 02139; kommers@space.mit.edu

²Universities Space Research Association, Huntsville, AL 35800

³NASA/Marshall Space Flight Center, Huntsville, AL 35812

⁴University of Alabama in Huntsville, Huntsville, AL 35812

⁵University of Amsterdam, Amsterdam, Netherlands

1. Introduction

The Burst and Transient Source Experiment (BATSE) onboard the *Compton Gamma Ray Observatory* is a set of eight uncollimated detector modules facing outward from the corners of the spacecraft. Each module has a Large Area Detector (LAD) that is sensitive to photons in the $\sim 25\text{--}1000$ keV range (Fishman et al. 1989). The onboard computer detects gamma-ray bursts (GRBs) and other high-energy transients in real time. When the count rates in the LADs exceed a certain pre-set threshold, the onboard computer signals a “burst trigger” and records data at high temporal and spectral resolution for a limited time interval (Fishman et al. 1989). Among the many causes of onboard burst triggers are GRBs, solar flares, magnetospheric particle precipitations, bursts from soft gamma-ray repeaters (SGRs), and variability from X-ray binaries. The BATSE operations team continually scrutinizes and catalogs the onboard-triggered events (Fishman et al. 1994b, Meegan et al. 1994, Meegan et al. 1996, Paciesas et al. 1999, Meegan et al. 1998).

Under certain circumstances a GRB or other astronomically interesting transient may *not* activate the onboard burst trigger. The event may be too faint to exceed the onboard detection threshold, it may occur while the onboard burst trigger is disabled for technical reasons, or it may artificially raise the onboard background estimate and be mistaken for a below-threshold burst. These events, called “non-triggered” or “untriggered” bursts, are recorded in the continuous data that are returned by BATSE.

This paper describes a catalog of 873 non-triggered GRBs that were detected in a search of the archival data recorded during the 6 years of the mission between 1991 December 9.0 and 1997 December 17.0. The catalog data are also available electronically on the World Wide Web at <http://space.mit.edu/BATSE/>.

2. Onboard Burst Detection

The real-time burst detection capability on BATSE permits efficient use of the available telemetry. High-resolution GRB data are transmitted only in response to a burst trigger. The requirements for an onboard burst trigger are programmable. In the usual configuration, the count rates from the 50–300 keV discriminator channels are required to increase above a running background average by an amount that is specified in terms of the standard deviation of the expected

background counts (σ) in each detector. The required count rate increase is nominally set at 5.5σ , and at least two detectors are required to simultaneously exceed this threshold. The running background average for each detector is re-computed every 17.408 s. The count rates are tested independently on 3 integration intervals: 64 ms, 256 ms, and 1024 ms.

When the onboard trigger criteria are satisfied, the onboard computer stores data at higher temporal and spectral resolution for a limited time interval, called the “accumulation interval.” The accumulation interval lasts from 180 s to 573 s, during which further triggering is disabled (Meegan et al. 1996). Following the accumulation interval, there is a “read-out interval.” During the read-out interval, data from the burst memories are telemetered and triggering on the 256 ms and 1024 ms timescales is disabled; the thresholds for triggering on the 64 ms timescale are set to the maximum rates of the burst being read out. The duration of the read-out interval depends on the telemetry schedule, but it typically lasts from ~ 28 minutes for faint burst read-outs (which omit certain high-time resolution data) to ~ 90 minutes (Paciesas et al. 1999).

The monitored energy range, count rate thresholds, and detector combinations required for an onboard burst trigger are occasionally re-programmed to pursue certain scientific investigations or to respond to changes in observing conditions. This complicates the use of the BATSE GRB catalogs for statistical analyses that assume uniform detection criteria; but it also presents new opportunities for analyzing burst properties (Paciesas et al. 1999).

Independently of the onboard burst trigger, the onboard computer continuously collects lower-resolution data from the LADs. These “continuous” data types are designated in the flight software and operations work as DISCLA and CONT. They differ in their time resolution and in the circuit used to determine gamma-ray photon energies. The DISCLA (DISCriminator Large Area) data provide 1.024 s integrations of the count rates in 4 discriminator energy channels covering the ranges (approximately) 25–50 keV, 50–100 keV, 100–300 keV, and > 300 keV. The CONT (CONTinuous) data provide 2.048 s integrations of the count rates in 16 pulse-height analyzer channels. There is a third data type, DISCLB, that was added in response to the failure of the onboard tape recorders. It is just like the DISCLA type except that it omits the highest discriminator energy chan-

nel (Meegan et al. 1996). The combination of the DISCLA and DISCLB data provide the most continuous time coverage, although there are gaps owing to missing or corrupted telemetry and spacecraft passages through the South Atlantic Anomaly (SAA).

3. Non-triggered Bursts

A GRB or other transient may fail to activate the onboard burst trigger and nevertheless leave a statistically significant signal in the continuous data. This can occur in three circumstances.

First, the burst may not meet the criteria required for the onboard trigger. There are three common ways this can happen. The burst may simply be too faint to exceed the onboard detection threshold: that is, it may not be bright enough to cause a 5.5σ increase in the count rates in at least two detectors. Another possibility is that the burst occurs during the read-out of a previous burst, and its peak count rate on the 64 ms time scale is lower than that of the burst being read out. Finally, the burst may have a lightcurve that rises slowly compared to the 17.408 s background averaging. In this case, the burst artificially raises the nominal background level and thus raises the detection threshold. The burst then does not cause an onboard trigger even though it would have, if a more accurate background estimate were used. Such bursts are called “slow risers.” The slowly-rising effect discussed by Lingenfelter & Higdon (1996) appears to cause the onboard trigger to miss only a few percent of GRBs (Kommers et al. 1997).

Second, the burst may occur while the onboard burst trigger is disabled for technical reasons. Such bursts may be of any intensity. The onboard burst trigger is disabled during the accumulation interval of a previous trigger, so another burst occurring during this time cannot cause an onboard trigger. The onboard trigger is also disabled while the spacecraft passes over certain geographic locations associated with a high risk of “false” triggers caused by precipitation of quasi-trapped radiation belt electrons (Fishman et al. 1994b, Datlowe et al. 1995).

Third, certain transients will not be detected onboard if they occur while the trigger criteria are configured for other kinds of events. For example, a burst or flare from an X-ray binary that has most of its counts below 50 keV may not be detected onboard when the trigger criteria are in the nominal

50–300 keV configuration that is optimized for detecting GRBs. There are times during the mission when the onboard trigger criteria were changed from their nominal settings to study phenomena other than GRBs, using various energy ranges and detector combinations (Paciesas et al. 1999). During these times sensitivity to GRBs is impaired.

The archival continuous data contain information on GRBs and other transients that did *not* activate the onboard burst trigger. They also contain data for many bursts that *did*. A retrospective search of these data can provide a catalog of GRBs that are found with uniform detection criteria. It can also detect bursts that are fainter than could be studied previously.

4. The Search for Non-triggered GRBs

This paper is an extension of the search for non-triggered GRBs described in Kommers et al. (1997, hereafter Paper I). The goals of Paper I were to evaluate the possibility of finding non-triggered GRBs and to estimate the rate of “slowly-rising” bursts. The purpose of the present work is to provide a catalog of non-triggered GRBs that will act as a supplement to the regular BATSE catalogs. There are numerous minor differences between the search and analysis techniques used for the present work and those used for Paper I; therefore, this section describes the search techniques in some detail even though the discussion in Paper I is similar. The data discussed in Paper I have been re-analyzed for this catalog.

The search of archival continuous data that is described here is called the “off-line search.” All events detected with the off-line search are called “off-line triggers.” The GRBs detected with both the off-line search and the onboard burst trigger are called “onboard triggered GRBs.” The GRBs detected *exclusively* with the search of archival data are called “non-triggered GRBs”.

4.1. Data Selection and Scope

This catalog covers archival data from 6 years of the mission, from 1991 December 9.0 to 1997 December 17.0. The corresponding Truncated Julian Day (TJD = JD - 2440000.5) numbers are 8600.0 to 10800.0. The search makes use of the archival DISCLA files that are available for 2178 of these 2200 days. Table 1 lists the TJD numbers of the days that are not included in the off-line search. The total live-

time of the search using the algorithm described in Section 4.2 is 1.33×10^8 s, which is 70.0% of the total 1.90×10^8 s spanned by the search.

4.2. Search Algorithm

The basic strategy for the off-line search is much like that of the onboard trigger: search the data sequentially to identify statistically significant count rate increases on a given timescale. There are actually 7 separate off-line searches, each one using a different combination of discriminator channels and time resolution. Each search, in turn, uses 2 methods of background estimation.

The first step in each of the off-line searches is to combine the appropriate energy channels of the DISCLA data to form time series for each of the eight detectors. The next step is to search the eight time series sequentially with a moving window. For each time bin k where the count rates are available, two different procedures each yield an estimate of the background rate, $B_d(k)$, in detector d .

The first background estimate uses the mean count rates observed during the 17.408 s preceding the time bin being tested. This estimate is much like that used onboard the spacecraft, except that it is continuously recomputed rather than being calculated in discrete 17.408 s blocks. An advantage of this method is that it can be performed on all the data except for those which follow within 17.408 s of a data gap.

The second method of background estimation takes advantage of the availability of data recorded after the time bin being tested. For the k th time bin of the time series the expected number of background counts in detector d is obtained by interpolating a linear fit to data in time bins $k - N_b, \dots, k - 1$ and $k + 1 + N_b, \dots, k + 2N_b$. The number of background bins, N_b , depends on the timescale of the search; if the data in time bins $k - N_b$ through $k + 2N_b$ are not temporally contiguous (e.g., if there is a data gap) then the background estimate is not formed. Note that the time bin being tested, k , is not centered in the gap of N_b bins that separates the fitted time intervals. This somewhat arbitrary choice is a result of trying various background schemes on 3 weeks worth of sample data; it gave satisfactory results. The use of a longer interval of data for the background fits means that this background estimate can be formed for fewer time bins than the 17.408 s background estimate.

Assuming the expected background rate $B_d(k)$ is obtained using at least one of the background estimates, the “significances” of the fluctuations in the detectors on the 1.024 s timescale are defined from the measured count rates, $C_d(k)$, using

$$S_d(k) = \frac{C_d(k) - B_d(k)}{\sqrt{B_d(k)}}. \quad (1)$$

The definition of the “significances” for the longer timescales is a straightforward generalization:

$$S_d(k) = \frac{\sum_{i=0}^{n-1} [C_d(k+i) - B_d(k+i)]}{[\sum_{i=0}^{n-1} B_d(k+i)]^{1/2}} \quad (2)$$

Here n is the number of time bins in the timescale of the search. In the absence of signal and assuming perfect background estimation, this definition of “significance” is intended to yield eight normally distributed random variables with zero mean and unit variance associated with time bin k . For $n > 1$ (timescales longer than 1.024 s) the “significances” are not independent between time bins that are separated by fewer than n seconds.

The off-line trigger criteria require that at least two of the $S_d(k)$ exceed a minimum value of 2.5 and that the sum of the two greatest exceeds a minimum value of 8.0. That is, if s_1 and s_2 are the greatest and second greatest of the $S_d(k)$, then the off-line trigger is satisfied when $s_1 \geq s_2 \geq 2.5$ and $s_1 + s_2 \geq 8.0$.

The parameters of the off-line searches for the 7 combinations time resolution and energy range are listed in Table 2. Search A uses counts from the 25–50 keV range at 1.024 s time resolution, and it is expected to provide optimum sensitivity to short, low-energy transients such as bursts from SGRs (which typically last for ~ 1 s or less). Search B uses counts from the nominal GRB energy channels (50–300 keV) with 1.024 s time resolution for sensitivity to short GRBs. Search C uses counts from all three lower discriminator channels (25–300 keV) to search for signals with a broad spectral range, such as faint GRBs with substantial low-energy emission.

The searches on the longer timescales (D through G) provide sensitivity to longer transients, including the “slowly-rising” ones. The GRB duration distribution peaks between 20 s and 50 s so the statistical significance of most GRBs is expected to be higher on the longer timescale searches than on the 1.024 s searches. Thus the longer timescale searches have

lower peak flux thresholds. This is because the significance (as defined above) of a square-pulse signal in an n -second time bin is proportional to \sqrt{n} , assuming the pulse lasts at least n seconds. The searches on the 4.096 s and 8.192 s timescales are thus expected to reach peak fluxes (averaged over the corresponding timescale) that are lower by factors of (roughly) 2 and $2\sqrt{2}$, respectively, than can be reached on the 1.024 s timescale.

The specific time profile of each burst determines which of the three timescales in Table 2 is the most sensitive. Bursts detected on one timescale may or may not be detected on another. For this reason, each of these searches should be considered a separate experiment.

The rate of off-line triggers expected from statistical fluctuations (due to counting statistics alone) is negligible compared to the actual rate of off-line triggers found in the data. The probability that a set of eight significances drawn from the normal distribution with unit variance will satisfy the off-line trigger criteria can be estimated by first integrating the bivariate normal distribution (centered on the origin) over the allowed area A in the (s_1, s_2) plane where the inequalities $s_1 \geq s_2 \geq 2.5$ and $s_1 + s_2 \geq 8.0$ are satisfied (see Figure 1 of Kommers et al. 1997). The resulting probability is then multiplied by the number of ways to select two detectors out of eight:

$$P_{stat} = \left[\iint_A \frac{1}{2\pi} \exp\left(-\frac{s_1^2 + s_2^2}{2}\right) ds_1 ds_2 \right] \times \frac{8!}{6! 2!}. \quad (3)$$

The value of P_{stat} is 2.1×10^{-7} for the 1.024 s search. The accuracy of this calculation is verified by Monte Carlo simulations, which give a probability of $(2.0 \pm 0.5) \times 10^{-7}$. Thus the rate of “false triggers” on the 1.024 s search due to statistical fluctuations alone is about 0.012 per day of data searched (assuming 70% live-time). Monte Carlo simulations also show that the 4.096 and 8.192 s searches (in which adjacent time bins are not independent) give “false triggers” at about the same rate.

In practice the off-line trigger detects many more events than can be expected based on statistical fluctuations. This is because the time series being searched are not Poissonian. They are dominated by the activity of real sources. Variable astronomical sources, the Sun, terrestrial photon sources, and the interaction of cosmic-ray particles in the detectors all contribute to the count rates.

4.3. Detection Efficiency and Sky Exposure

The “trigger efficiency” is the probability that a transient with given physical characteristics (time profile, photon flux, energy spectrum, source direction) occurring under given instrumental conditions (background rates, spacecraft orientation) will be detected by the off-line trigger. In the BATSE catalogs, the trigger efficiency is expressed as function of intensity only, by averaging over the other relevant quantities. Similarly, the sky exposure is the detection probability as function of source direction only.

The first step in computing the trigger efficiency is to estimate the probability $E_1(P, \nu, \alpha, \delta, t)$ that an event that occupies exactly one time bin will be detected. The event is parameterized by its peak flux on the timescale of the search (P), its power-law photon spectral index (ν), its source direction (right ascension, declination) in celestial coordinates (α, δ), and time of occurrence during the mission (t). The time during the mission determines the background rates and spacecraft orientation, both of which are obtained from the data files being searched. If no data are available at the specified time or if the source direction is occulted by the Earth, the trigger efficiency is trivially zero. Otherwise, the expected count rates in the detectors are obtained using the instrument and atmospheric response matrices (Pendleton et al. 1995, Pendleton et al. 1999). The expected count rates are multiplied by the duration of the time bins to obtain the expected number of counts above background in the detectors, denoted here by C_d^* . The expected background counts $B_d^*(k)$ are obtained from the measured count rates at time t during the mission. The expected significances in the detectors are $S_d^* = C_d^* / \sqrt{B_d^*}$.

Let s_1^* and s_2^* denote the greatest and second greatest of the S_d^* , respectively. The trigger efficiency $E_1(P, \nu, \alpha, \delta, t)$ is estimated by integrating the bivariate normal distribution centered on the point (s_1^*, s_2^*) over the area A in the (s_1, s_2) plane in which the off-line trigger criteria are satisfied:

$$E_1(P, \nu, \alpha, \delta, t) = \iint_A \frac{1}{2\pi} \exp\left[-\frac{(s_1 - s_1^*)^2}{2}\right] \exp\left[-\frac{(s_2 - s_2^*)^2}{2}\right] ds_1 ds_2. \quad (4)$$

This equation must be evaluated on a grid of peak fluxes, source directions, spectral indices, and times during the mission. It is computationally infeasible to completely sample the ranges of possible burst characteristics for every time bin checked in the off-line

search. To obtain a reasonable answer, the efficiency is evaluated on a grid of 9 peak fluxes, 252 source directions, and a set of times that sample background rates every 8 minutes on 110 quasi-randomly chosen days of the mission. The burst photon spectrum is fixed at a single typical value, $\nu = 2.0$. The peak fluxes span a range where the efficiency is expected to vary significantly between 0 and 1. The source directions are nearly isotropically distributed on the celestial sphere (Tegmark 1996).

The choice of times at which to compute $E_1(P, \nu, \alpha, \delta, t)$ balances two opposing considerations. For a given burst, the efficiency as a function of intensity depends on the background rates. The variations in background are dominated by orbital modulation, so there is little need to sample densely in time to get adequate phase coverage for the distribution of background rates. On the other hand, to adequately estimate anisotropies in the sky exposure requires sampling on a timescale finer than the durations of typical data gaps due to telemetry drop-outs and passages through the SAA. The compromise used here is the following. The first 110 numbers of a Sobol quasi-random sequence (Press et al. 1995) provide 110 mission days that uniformly sample the full 2200 days of the off-line search. On each of the 110 days, $E_1(P, \nu, \alpha, \delta, t)$ is sampled at time intervals of 8 minutes. This scheme should adequately sample the spacecraft orbital precession period (≈ 51 days) and the orbital modulation of background rates (≈ 92 minutes), while providing a dense sampling to evaluate the effects on sky exposure of regular data gaps due to the SAA and telemetry schedule.

To obtain $E_1(P)$, the single-time-bin off-line trigger efficiency as a function of peak flux only, the full trigger efficiency function $E_1(P, \nu, \alpha, \delta, t)$ is averaged over the quantities α , δ , and t (ν has the single value 2.0). This efficiency underestimates the probability of detecting most GRBs, however, because most bursts last longer than a single time bin and so have more than one statistical chance to be detected.

Suppose the peak of a burst occupies N time bins, so that the burst has effectively N statistical chances to be detected. Then the probability that the burst is detected can be approximated as unity minus the probability that the burst *fails* to be detected in all N trials:

$$E_N(P) = 1 - [1 - E_1(P)]^N. \quad (5)$$

Since the number of chances N is not known for GRBs

a priori, the actual probability of detection $E(P)$ is obtained by marginalizing $E_N(P)$ over the distribution of N for bursts with peak fluxes near P :

$$E(P) = \frac{\sum h(N, P) E_N(P)}{\sum h(N, P)}. \quad (6)$$

An estimate for $h(N, P)$, the histogram of the various integer values of N for bursts with peak fluxes near P , can be obtained from the detected sample of bursts by counting, for each burst, the number of time bins with count rates that were within one standard deviation of the peak count rate (see Kommers et al. 2000). The resulting function $E(P)$ is well represented (to within the uncertainties of the calculation) by the formula

$$E(P) = \frac{1}{2} [1 + \operatorname{erf}(-4.801 + 29.868P)]. \quad (7)$$

This equation expresses an estimate of the trigger efficiency of our off-line search on the 1.024 s timescale. It is plotted as the solid line in Figure 1. The efficiency of the off-line search falls below 0.5 at a peak flux of $0.16 \text{ ph cm}^{-2} \text{ s}^{-1}$.

The sky exposure of the off-line search is given by averaging $E_1(P, \nu, \alpha, \delta, t)$ over time to obtain $E_1(\alpha, \delta)$. The value of P is taken to be well above the detection threshold. Figure 2 shows $E_1(\alpha, \delta)$ plotted in equatorial coordinates. The maximum exposure is 70.0% owing to the presence of data gaps. The minimum exposure is found around the celestial equator, $\delta = 0$, owing to blockage by the Earth. The Southern Hemisphere has an overall lower exposure than the Northern Hemisphere owing to data gaps during passages through the SAA. Over long time periods, the dependence on right ascension averages out, so that the sky exposure is effectively a function of declination only. The dipole and quadrupole moments of the sky exposure (in equatorial and Galactic coordinates) are listed in Table 3.

4.4. Burst Recognition

The off-line search procedure discussed in Section 4.2 detects variability from a variety of sources. Most of the off-line triggers are in fact *not* associated with GRBs. They are caused by other impulsive transients (such as solar flares and bursts from X-ray binaries), magnetospheric phenomena, and by aperiodic variability from bright X-ray binaries. Paper I describes the characteristics that can be used to classify the various off-line triggers (see also Fishman et al. 1994b).

Briefly, a visual inspection of the count rates in the eight detectors provides an easy way to identify off-line triggers that are not caused by astronomical sources of gamma rays. For example, magnetospheric particle precipitations create comparable count rates in opposite-facing detectors or produce inconsistent time profiles between detectors. Similarly, phosphorescence spikes due to excitation of the detector crystal by energetic cosmic ray particles appear in only one detector. Egress or ingress of bright X-ray sources occulted by the Earth and large fluctuations in the aperiodic variability of X-ray binaries have time profiles that do not resemble bursts or flares, so these are also easily identified with a plot of the count rates in each detector.

Burst-like events that appear to be consistent with a point source of photons can be further examined in the 4 discriminator energy channels and their source directions can be determined. This step identifies solar flares and auroral X-rays based on source direction and (generally) soft energy spectra. Bursting and flaring activity from known X-ray binaries such as GRO J1744–28 can also be identified based on soft spectra, source direction, and arrival time during known outbursts of these sources.

The identification of an event as a GRB requires that it show significant counts in discriminator channels 2 and 3 (50–100 keV and 100–300 keV) and that it show none of the characteristics that might associate it with the non-GRB causes discussed previously. Events that do not show significant signal in the 100–300 keV channel are not considered GRBs; the reason is that their spectra are softer than most GRBs and they could therefore be another type of phenomenon, such as isolated bursts and flares from X-ray binaries. Such events are instead placed in an “unknown” event category; the catalog of these “unknown” events is also given in this paper.

The classification of the off-line triggers by visual inspection is subjective and occasionally prone to human error. Fortunately, the causes of the vast majority of off-line triggers are quite obvious from the count rate plots and ambiguous cases are rare. The accuracy of the burst recognition discussed in Paper I suggests that the procedures used here will correctly identify $\sim 90\%$ of the genuine GRBs that are flagged by the off-line trigger and that contamination of the GRB sample by non-GRB events will occur at the level of $\sim 2\%$ of the size of the combined triggered plus non-triggered GRB sample. The accuracy of

the off-line trigger classification is discussed further in Section 5.3.

4.5. Off-line Triggers

The total number of off-line triggers detected in the search of 6 years of archival data is 371,474. This large number does not directly reflect the number of individual transients that are responsible for the off-line triggers, however. A single transient can cause from one to hundreds of off-line triggers. For example, a typical ~ 10 s duration GRB may cause 2 to 20 off-line triggers, while a magnetospheric electron precipitation lasting several minutes may cause several hundreds of off-line triggers.

The rate of off-line triggers varies dramatically according to the activity of the Sun and certain bright X-ray binaries. Figure 3 shows ten-day averages of the rate of off-line triggers. The prominent features have been labeled according to the sources responsible for most of the detections. The time period used to experiment with different off-line trigger algorithms and thresholds (TJD 9200–9221) is unfortunately one of the “quietest” time periods in the data. Higher thresholds might have been chosen if this had been known in advance.

The vast majority of off-line triggers are not associated with GRBs. Most of the off-line triggers are associated with aperiodic variability from bright X-ray binaries in outburst and atmospheric particle precipitations. Table 4 shows a breakdown of the causes of off-line triggers as determined from the visual inspection described in section 4.4. This table shows that only about 17% of the off-line triggers are associated with burst-like astronomical transients: GRBs, solar flares, bursts from the X-ray binary GRO J1744–28, bursts from SGRs, and transients of unknown origin.

5. The Non-triggered GRB Catalog

There are 2265 bursts (corresponding to $\sim 22,000$ off-line triggers) that were classified by visual inspection as GRB candidates. Of these, 1392 are onboard triggers that are already listed as GRBs in the BATSE trigger catalog (Meegan et al. 1998). The onboard trigger numbers for these events are listed in Table 5. The remaining 873 events that did not activate the onboard burst trigger are the non-triggered GRB candidates. The times, source directions, durations, peak fluxes, and fluences for these events are listed in Table 6. The union of the 1392 onboard triggered bursts

with the 873 non-triggered bursts constitutes a well-defined sample of GRBs found with homogeneous detection criteria.

During the time period covered by the off-line search (TJD 8600.0 through TJD 10800.0) the on-board burst trigger detected 1815 events that are listed in the BATSE trigger catalog as GRBs. The off-line search did *not* detect 423 of these onboard triggers owing to gaps in the DISCLA data and to the fact that the 1.024 s time resolution of the data reduces the statistical significance of bursts with durations shorter than about 1 s.

5.1. Estimation of Physical Parameters

The non-triggered GRB catalog (Table 6) is a supplement to the regular BATSE burst catalogs. The physical parameters listed in it are therefore those that the BATSE team reports for onboard-triggered GRBs (Fishman et al. 1994b, Meegan et al. 1996, Paciesas et al. 1999, Meegan et al. 1998). These quantities are source direction, duration, peak photon flux, fluence, and the ratio of the maximum count rate observed during the burst to the minimum count rate required for detection.

The first step in estimating the physical parameters of a burst is to determine background count rates. Using interactive plotting and analysis software, background time intervals are selected from before and after the burst. The data in the selected intervals are used to determine a linear least-squares best-fit polynomial. The background during the burst is assumed to be the interpolation of this polynomial to the times between the selected intervals. The degree of the polynomial depends on how the background appears to be changing on the timescale of the burst. Typically a polynomial of order 4 or less provides both a good fit to the selected background data and shows reasonable behavior in the intermediate interval where the burst occurs. This procedure is the same as the one used by the BATSE analysis team.

5.1.1. Source Directions

To estimate the source direction, a time interval containing the “main” part of the burst is selected by hand. The purpose of this selection is to obtain optimum signal-to-noise ratios for the average count rates during the burst. The mean background-subtracted count rates obtained from the main section of the burst are used to derive a best-fit source direction.

The software for this purpose uses the detector and atmospheric response matrices to predict the count rates expected from an event with given physical parameters: the intensity P measured in $\text{ph cm}^{-2} \text{s}^{-1}$ in a given energy range, the power-law photon spectral index ν , and the source direction in terms of the azimuthal and elevation angles (ϕ, θ) in *CGRO* coordinates. The best-fit values for these quantities are determined by minimizing the following measure of goodness-of-fit:

$$\chi^2 = \sum_d \sum_i \left[\frac{C_d^i - \tilde{C}_d^i(P, \nu, \phi, \theta)}{\sigma_d^i} \right]^2, \quad (8)$$

where C_d^i denotes the measured count rates in detector d and discriminator channel i , σ_d^i denotes the uncertainties in the measured count rates, and $\tilde{C}_d^i(P, \nu, \phi, \theta)$ denotes the count rates predicted by the response matrices. The sum over detectors is restricted to the 4 detectors that face the given source direction. The sum over energy channels is generally restricted to DISCLA channels 2 and 3 (50–300 keV) for GRB candidates and to channels 1 and 2 (25–100 keV) for bursts from SGRs and other low-energy transients.

The geometry of the BATSE detectors can allow for multiple, widely separated local minima in the χ^2 parameter space. This is especially true for weak bursts that have little or no signal in the third and fourth most brightly illuminated detectors. When most of the counts are in just two detectors, the data can be equally consistent with between 2 and 4 source directions depending on the choice of the third and fourth most brightly illuminated detectors. In the absence of strong signal this choice can be strongly influenced by fluctuations in the count rates due to counting statistics or variability from unrelated background sources. For this reason, the uncertainties in the source directions are determined using a bootstrap Monte Carlo approach. A set of 50 synthetic count rates is generated by sampling from Poisson distributions with the same means and variances as the measured count rates. The best fit locations are determined for these synthetic count rates. The uncertainty in the source direction is the radius of the circle on the unit sphere that encloses 34 (68%) of the synthetic best-fit source directions.

5.1.2. Durations

The durations of events are measured using the T_{50} and T_{90} statistics (Kouveliotou et al. 1993). These duration measures are the time intervals during which the total number of counts in the burst increases from 25% to 75% and from 5% to 95%, respectively, of the total counts. The algorithm for computing them and an evaluation of the systematic errors arising from the background modeling are given in Koshut et al. (1996). The intervals chosen for the background fit and the order of the polynomial used to interpolate the background during the burst are subjective, so systematic errors arise depending on the burst profile. A particularly problematic case arises for bursts that have extended, low level emission that is difficult to distinguish from background variations. The magnitudes of the systematic errors in the T_{90} duration measure can then be as large as $\sim 20\%$ (Koshut et al. 1996).

For some events, particularly faint ones, background fluctuations cause the durations estimated by the T_{50}/T_{90} algorithm to be obviously unreliable. These cases are easily identified by visual inspection of the count rate plots that have the boundaries of the duration measures superimposed. In cases where the algorithm fails, an estimate of T_{90} and its associated uncertainty is made by visual inspection of the burst profile.

5.1.3. Peak Photon Fluxes

The photon spectrum of an event is assumed to be a simple power-law over the energy range of interest (50–300 keV for GRB candidates, 25–100 keV for low-energy events). The best-fit peak photon flux is determined by minimizing equation 8 with respect to P and ν . The count rates used for the minimization are the count rates observed in the detectors during the 1.024 s time bin for which the count rate (above background) in the two most brightly illuminated detectors is a maximum. The source direction is fixed at the best-fit value found previously using the (often) more precise count rates from the “main” portion of the burst.

This procedure is somewhat different from that used to derive the peak fluxes listed in the BATSE catalogs. For bursts that caused an onboard trigger, data types are available with time resolution better than 1.024 s. The peak fluxes in the BATSE catalogs make use of data with 64 ms time resolution

to find the optimum placement of a 1.024 s window that yields the highest count rate averaged over that window (Pendleton et al. 1996). In contrast, the DISCLA data used for the off-line analysis do not allow the freedom to choose the phase of the 1.024 s window that contains the most counts from the burst. In the worst case, the 1.024 s window used by the BATSE team may get split into two DISCLA time bins, so the peak flux determined with the off-line search will be lower by a factor of ~ 2 . The BATSE catalogs also use a more sophisticated model of the GRB photon spectrum when estimating peak fluxes and fluences (Pendleton et al. 1996).

5.1.4. Fluences

The estimates of burst fluence make use of the count rates (above background) from the T_{90} interval. The fluence F is estimated by the formula $F = cTP\langle E \rangle$, where $c = 1.602 \times 10^{-9}$ erg keV $^{-1}$ is a conversion factor from keV to erg, T is the duration of the time interval over which the fluence is estimated (usually $T_{90}/0.9$), P is the average photon flux over the time interval T , and $\langle E \rangle$ is the mean energy of the photon spectrum in the energy range of interest. GRBs often show some degree of spectral softening over their duration, so events with T_{90} longer than 4.096 s are partitioned into 4.096 s sub-intervals and the total fluence is obtained by summing the fluences estimated for each sub-interval. For bursts with T_{90} less than 4.096 s, the T_{90} interval itself is used.

5.1.5. C_{\max}/C_{\min}

To compute the ratio of the maximum count rate detected during the burst to the minimum count rate required for detection is more complicated for the off-line trigger than for the onboard trigger. The conditions for an onboard trigger depend on the count rates in a single detector: the one with the second highest number of counts above the background estimate. In contrast, the off-line trigger depends not only on the values of the count rates in two detectors but on their ratio. Let s_1 and s_2 denote the significances of the most significant and second most significant detector, respectively. The source intensity required for detection could be determined either by the point at which s_2 falls below 2.5 or the point at which the sum $s_1 + s_2$ falls below 8.0; which of these alternatives obtains is determined by the ratio of s_1 to s_2 .

5.2. Accuracy of Off-line Burst Parameters

A sample of 80 onboard-triggered GRBs that were also detected with the off-line search provides a basis for evaluating the accuracy of the burst parameters derived using the techniques described previously. The source directions, peak fluxes, fluences, and durations derived using the off-line search techniques can be compared to the values derived by the BATSE team (Meegan et al. 1998).

A measure of the disagreement between the estimates produced by each method is provided by the difference in best-fit values divided by the uncertainty in the difference arising from the combined statistical and systematic error estimates associated with each measurement. The formula for the “measurement disagreement” Δ is:

$$\Delta = \frac{X_B - X_O}{\sqrt{\sigma_B^2 + \sigma_O^2 + \sigma_{\text{sys}}^2}}, \quad (9)$$

where X_B and X_O denote the values of a physical quantity estimated by the BATSE team and by the off-line search methods, σ_B and σ_O denote the estimates of the statistical uncertainties in each estimate, and σ_{sys} denotes estimated contributions to the uncertainties from systematic errors. In the case of source directions, the arclength on the unit sphere is used as the “difference” between the source directions. Figure 4 shows histograms of the measurement disagreement for the 80 onboard-triggered bursts used in the comparison. Dotted histograms do not include any contribution from random systematic errors ($\sigma_{\text{sys}} = 0$), while solid histograms do. The figure shows that the physical quantities estimated with the off-line search methods agree reasonably well with those estimated by the BATSE team.

The direction estimates in the BATSE catalog are estimated to contain a systematic uncertainty of 1.6° to be added in quadrature to the quoted statistical uncertainties; that is, the uncertainty in the direction to a burst with a 2.0° statistical error is $\sqrt{1.6^2 + 2.0^2}$ degrees (Paciesas et al. 1999). The magnitude of the systematic errors is estimated by comparison with transients from sources with well-known coordinates, such as Cyg X-1, the Sun, and GRBs localized by arrival-time triangulation with the Interplanetary Network. Using a suite of solar flares and X-ray bursts from GRO J1744–28 the systematic uncertainty in the off-line search source directions is estimated to be approximately 4° , to be added in quadrature to the

statistical uncertainties reported in the catalog. The systematic error contributions used to make the solid histogram for the source direction comparison in Figure 4 contain both the 1.6° and the 4° contributions to σ_{sys} . With systematic uncertainties included, 76% of the measurement disagreements are less than $\Delta = 1.0$, and 94% are less than $\Delta = 2.0$.

The peak fluxes listed in the BATSE catalogs have systematic uncertainties on the order of 20% (Paciesas et al. 1999). If this 20% random systematic uncertainty is added in quadrature to the statistical uncertainties of the off-line peak fluxes, then 76% of the bursts have measurement disagreements less than $\Delta = 1.0$ and 93% have disagreements less than $\Delta = 2.0$.

The fluences are particularly prone to systematic errors. They depend on the durations of the bursts, which may be hard to determine if there are long “tails” of low level emission that could be confused with background. They also depend on the model of the photon spectrum, and the simple power-law that is used in the off-line analysis may be inadequate in some bursts. With a 20% uncertainty added in quadrature to the statistical uncertainties in the off-line fluences, 55% of the bursts have measurement disagreements less than $\Delta = 1.0$ and 79% have disagreements less than $\Delta = 2.0$.

The durations are also prone to systematic errors related to the choice of background intervals. For many bursts it is difficult to distinguish low-level emission from background variations. If a 20% systematic uncertainty is added in quadrature to the statistical uncertainties of the off-line durations, 56% of the durations have measurement disagreements less than $\Delta = 1.0$ and 73% have disagreements less than $\Delta = 2.0$.

5.3. Accuracy of Burst Recognition

There are two kinds of errors that can occur when deciding if a given off-line trigger is a GRB or not. The first is to identify an event as a GRB when it is in fact caused by some other phenomenon. The second is to classify a genuine GRB as something else.

5.3.1. Contamination by Non-GRB Events

The non-triggered GRBs can be examined for contamination by solar flares and magnetospheric particle precipitation events. Figure 5 shows the histogram of angles between the Sun and the source direction for

the non-triggered GRBs. The solid curve shows the expectation for GRB directions distributed randomly with respect to the solar direction. This histogram shows no evidence for an excess of events in the direction of the Sun, nor for a substantial deficit (but see section 6).

Significant contamination of the non-triggered GRB sample by auroral X-rays (magnetospheric particle precipitation events occurring at some distance from the spacecraft) is expected to appear as an excess of events detected from directions near the limb of the Earth. Figure 6 shows the histogram of angles between the direction of the center of the Earth and the source directions of the non-triggered GRB candidates. The dotted line shows the approximate location of the Earth’s limb (the exact angle varies with the altitude of the spacecraft). The distribution of angles does not cut off sharply at the Earth’s limb because of the smearing effect of occasionally large direction uncertainties. There is no evidence in this figure for a significant contribution from auroral X-ray events in the non-triggered GRB sample.

5.3.2. Incompleteness by Mis-classification of GRBs

Even if it is rare that an event gets classified as a GRB when it is really something else, the converse possibility still exists: that some fraction of genuine GRBs get classified as some other kind of phenomenon (such as solar flares or particle precipitations). In the absence of an independent set of event classifications, one way to estimate how many GRBs have been classified as something else is to review the off-line triggers and their classifications to look for ambiguous cases or examples of simple human error.

For 77 days of data distributed throughout the mission, a secondary review of the off-line triggers reveals 3 events that are likely to be GRBs, but that were classified as something else (owing to human error or to ambiguity in the characteristics of the event). The total live-time of the search during these 77 days is 4.6×10^6 s. To estimate the number of GRBs missed (due to mis-classification) in the entire 6 years of the search, it is assumed that the rate of mis-classified bursts is constant and that bursts are mis-classified according to the Poisson distribution. Then the likelihood function (Loredo 1991) for the rate of missed bursts when 3 events are observed in 4.6×10^6 s has a maximum at $6.5 \times 10^{-7} \text{ s}^{-1}$. This corresponds to a most likely value of 86 genuine GRBs that have been classified as non-GRB phenomena in the entire off-

line search. The limits of the central 90% confidence interval indicate that between 50 and 200 bursts have been mis-classified. This corresponds to a “loss rate” for GRBs of between 2% and 8% (most likely 4%) of the 2265 detected in the off-line search.

6. GRB Direction Distribution

The direction distribution of the non-triggered GRB candidates is shown in Figure 7. There are a number of statistics to test the hypothesis that these directions are isotropic (Briggs et al. 1996). Table 7 lists the dipole and quadrupole moments in equatorial and Galactic coordinates for the non-triggered GRB candidates alone and for the combined sample of triggered plus non-triggered GRBs that were detected by the off-line search. The moments in the table have been corrected for the sky exposure shown in Figure 2. The dipole and quadrupole moments in Galactic coordinates are sensitive to concentrations towards the Galactic center and the Galactic plane, respectively. The dipole and quadrupole moments in equatorial coordinates are sensitive to concentrations towards Earth’s North pole and towards Earth’s poles, respectively (Briggs et al. 1996). There is no significant evidence for anisotropy in these samples.

The faintest bursts detected with the off-line search are those below the onboard detection threshold. A sample of faint GRBs can be defined by taking only those bursts with peak fluxes (on the 1.024 s timescale in 50–300 keV) that are less than $0.3 \text{ ph cm}^{-2} \text{ s}^{-1}$, the approximate onboard threshold for 50% detection probability (Paciesas et al. 1999). In this sample there are 669 bursts, of which 551 are strictly non-triggered GRBs and 118 were also detected with the onboard trigger. The dipole and quadrupole moments for this sample are given in Table 7. They show marginal (2σ) evidence for clustering near the poles of the equatorial coordinate system. This is almost certainly due to systematic classification errors. There is a tendency to classify events that arrive from source directions consistent with the Sun as solar flares. This is because a faint GRB arriving from a direction near the Sun is more likely to have characteristics such that it would be difficult to argue that it is *not* a solar flare. Thus some GRBs will be “lost” from the non-triggered GRB catalog because they are classified as solar flares.

7. GRB Duration Distribution

The T_{90} durations of the non-triggered GRB candidates range from 1.024 s (the minimum that can be measured with DISCLA data) to 280 s. The longest burst detected with the off-line search is one that caused an onboard trigger and has $T_{90} = 674$ s (Meegan et al. 1998). Figure 8 shows the duration distributions of the non-triggered GRB candidates only (solid histogram) and of the onboard-triggered bursts that were detected with the off-line search (dashed histogram). The durations of the non-triggered bursts are necessarily equal to or longer than the 1.024 s time resolution of the DISCLA data. The onboard-triggered bursts have durations listed in the current BATSE catalog (Meegan et al. 1998) that are determined from the higher time resolution data available in response to an onboard trigger. The similar shapes of the two curves for durations exceeding $T_{90} = 2.048$ s indicate that the bursts detected with the off-line search have approximately the same duration distribution as those detected onboard. The figure also shows that the off-line search has difficulty detecting bursts with durations of $T_{90} \approx 1.024$ s or less. Evidently the off-line search is not detecting any new burst population based on duration.

8. GRB Intensity Distributions

The intensity distributions of the GRBs detected with the off-line search are discussed in detail in Kommers et al. (2000). Of the various measures of burst intensity given in Table 6, the peak flux distribution is likely to be the most straightforward to interpret. This is because it is given in physical units and can be obtained with reasonable accuracy from the raw count rate data. The maximum count rates encountered on the 1.024 s, 4.096 s, and 8.192 s timescales are simple measures of burst intensity, but they are not in physical units and they depend on the details of the detector response functions (Pendleton et al. 1996). The fluence is meant to reflect the total energy deposited in the detectors by the burst, but spectral evolution during the burst and uncertainty regarding its duration make the fluence more difficult to extract from the data. As shown in Figure 4 the peak fluxes are more reliably estimated from the raw count rate data than are the fluences.

The value of the $\langle V/V_{\max} \rangle$ statistic in Euclidean space is estimated from the count rate data by computing the value of $\langle (C_{\min}/C_{\max})^{3/2} \rangle$, where C_{\min}

is the minimum count rate required to detect each burst and C_{\max} is the maximum count rate recorded during the burst (Schmidt, Higdon, & Hueter 1988). For all the bursts detected in the off-line search, the value of $\langle (C_{\min}/C_{\max})^{3/2} \rangle$ is 0.177 ± 0.006 . For the bursts detected exclusively on the 1.024 s timescale, $\langle (C_{\min}/C_{\max})^{3/2} \rangle = 0.247 \pm 0.006$.

For further information regarding the value of $\langle (C_{\min}/C_{\max})^{3/2} \rangle$ and the interpretation of the peak flux distribution in the context of cosmological models for the burst sources, see Kommers et al. (2000).

9. “Unknown” Low-energy Events

Events that do not have the obvious signatures of terrestrial phenomena, instrumental effects, solar flares, GRBs, bursts from SGRs, or bursts from X-ray binaries are put into the “unknown” category. Membership in this category does not rule out any of these causes, however. It just means that there is not enough information to make a confident identification. Thus the unknown category is almost certainly a mix of events from a variety of sources. In fact, of the 125 events that originally constituted this class, only 50 remain listed. The 75 discarded events appear in retrospect (upon closer examination) to be due to magnetospheric particle precipitations or to aperiodic variability from known X-ray binaries in outburst. This kind of revision shows that the “unknown” low-energy events are identified less reliably than those classified as GRBs and SGRs. The 50 “unknown” low-energy events are listed in Table 8.

The direction distribution of the 50 low-energy events is consistent with isotropy. Figure 9 shows sky maps of the best-fit source directions in equatorial coordinates. There is no obvious clustering of burst directions. Table 9 gives the values of the dipole and quadrupole statistics for these events.

The unknown events are selected to be those bursts that are spectrally softer than is typical for GRBs but that cannot obviously be assigned to some other cause, such as a magnetospheric particle precipitation or solar flare. A crude way to characterize the spectral characteristics of these events is with an instrumental hardness ratio, the ratio of the mean count rates in two energy bands. Figure 10 shows hardness ratios for the non-triggered GRB candidates (points) and for the “unknown” events (diamonds with error bars). The horizontal axis shows the ratio of mean count rates in discriminator channel 1 to those in the sum

of channels 1 and 2. Likewise, the vertical axis shows the the ratio of mean count rates in discriminator channel 3 to the sum of those in channels 2 and 3. The “unknown” events are spectrally softer because they were chosen to be. The large uncertainties associated with their position on this diagram follows from the fact that they are typically too faint to classify with confidence.

The arrival times of the “unknown” events are somewhat irregular. A K-S test rejects with high confidence the null hypothesis that “unknown” events arrive at the detector at a constant rate. Assuming the null hypothesis that the rate of detected “unknown” events is proportional to the live-time of the search (as would be expected if they arrive with a constant rate), the probability of getting a higher value of the K-S statistic ($D = 0.28$) is 6×10^{-4} . The irregularities in the rate of these events are most likely due to a combination of variations in observing conditions, inconsistencies in the classification of events, and irregular bursting or flaring activity from the sources contributing to this class.

The unknown class of events probably includes bursts from a variety of unrelated phenomena. Too little information is available to confidently identify them. One possibility is that many of them represent the low-energy “tail” of the GRB spectral distribution. The off-line trigger classification process guarantees that the softest GRBs (those with little or no significant counts above 100 keV) will be placed in the unknown category unless they resemble a solar flare or particle precipitation event. The isotropic direction distribution and the spectral characteristics of the unknown events are consistent with this hypothesis. Their arrival times are not uniform, however, and the rate of spectrally soft GRBs is not expected to vary over the mission; but again, this may be due to changes in observing conditions or inconsistencies in the event classification.

10. Summary

A search of 6 years of archival continuous data from BATSE detects 2265 GRB candidates, of which 873 were *not* detected with the onboard burst trigger. This sample of GRBs reaches peak fluxes on the 1.024 s timescale that are a factor of ~ 2 lower than could be studied previously. The direction distribution of the non-triggered GRBs is consistent with an isotropic source distribution. The durations of long

($T_{90} > 2$ s) bursts are representative of those in the regular BATSE GRB catalogs. The 50 bursts of “unknown” origin detected in the search of the 25–50 keV data probably represent a variety of sources; many of them are expected to represent the low-energy tail of the GRB spectral distribution.

11. Note Added in Manuscript

Since this catalog was completed (March 1999) Stern et al. (1999, 2000a, 2000b) published results of another search of the archival BATSE data for non-triggered GRBs. Their search uses off-line trigger criteria that are nearly identical to those discussed in this paper. Comparison of the GRBs listed in a preliminary version of the Stern et al. catalog (B. Stern, 1999, private communication) with the GRBs listed in this paper revealed that there are at least 213 non-triggered GRBs that are omitted from Table 6 of this catalog owing to mis-classification of the events as non-GRB transients. This number of mis-classifications is comparable to the upper limit of the range estimated in section 5.3.2. The effect of this discrepancy on the peak flux distribution is discussed further in Kommers et al. (2000).

Similarly, Stern et al. (2000b) report that there are at least 90 confirmed GRBs listed in this catalog (Table 6) that are not included in their sample. This illustrates the limitations of burst recognition in both searches, and this uncertainty carries over into various catalogs of GRBs in the form of sample incompleteness and contamination by non-GRB transients. A more complete GRB sample would be obtained from the union of the events in the two catalogs.

In addition to the uncertainty of burst recognition, Stern et al. (2000a) obtain a GRB peak flux distribution that is steeper at the faint end than the distribution obtained from this catalog. This discrepancy is too large to blame simply on the differences in burst recognition. Possible causes may include the differences in data reduction procedures for translating raw counts into physical peak flux units. The procedures described by Stern et al. (2000b) make use of a more highly parameterized spectral form than the simple power-law used for this work. A detailed investigation of these discrepancies is beyond the scope of this paper.

J. M. K. acknowledges support from NASA Graduate Student Researchers Program Fellowship NGT8-

52816. W. H. G. L. acknowledges support from NASA under grant NAG5-3804. C. K. acknowledges support from NASA under grants NAG5-32490 and NAG5-4799. J. v. P. acknowledges support from NASA under grants NAG5-2755 and NAG5-3674.

REFERENCES

- Briggs, M. S., et al. 1996, *ApJ*, 459, 40
- Brock, M. N., Meegan, C. A., Fishman, G. J., Wilson, R. B., Paciesas, W. S., & Pendleton, G. N. 1991, in *AIP Conf. Proc.* 265, *Gamma Ray Bursts*, eds. W. S. Paciesas & G. J. Fishman (New York: AIP), 399
- Datlowe, D. W., Imhof, W. L., Fishman, G. J., & Finger, M. H. 1995, *Radio Science*, 30, 47
- Meegan, C. A., et al. 1996, *ApJS*, 106, 65
- Meegan, C. A., et al. 1994, *IAU Circ.* 5991; available electronically from the Compton Observatory Science Support Center
- Meegan, C. A., et al. 1998, <http://www.batse.msfc.nasa.gov/data/grb/catalog>
- Fishman, G. J., et al. 1989, *Proceedings of the GRO Science Workshop*, 2-39
- Fishman, G. J., et al. 1994, *ApJS*, 92, 229
- Kommers, J. M., Lewin, W. H. G., Kouveliotou, C., van Paradijs, J., Pendleton, G. N., Meegan, C. A., & Fishman, G. J. 1997, *ApJ*, 491, 704 (Paper I)
- Kommers, J. M., Lewin, W. H. G., Kouveliotou, C., van Paradijs, J., Pendleton, G. N., Meegan, C. A., & Fishman, G. J. 2000, *ApJ*, 533, 696
- Koshut, T. M., Paciesas, W. S., Kouveliotou, C., van Paradijs, J., Pendleton, G. N., Fishman, G. J., & Meegan, C. A. 1996, *ApJ*, 463, 570
- Kouveliotou, C. et al. 1993, *ApJ*, 413, L101
- Lingenfelter, R. E., & Higdon, J. C. 1996, in *AIP Conf. Proc.* 366, *High Velocity Neutron Stars and Gamma Ray Bursts*, eds. R. E. Rothschild & R. E. Lingenfelter (New York: AIP), 164
- Loredo, T. J. 1991, in *Statistical Challenges in Modern Astronomy*, eds. E. D. Feigelson & G. J. Babu (New York: Springer-Verlag), 275
- Paciesas, W. S., et al. 1999, *ApJS*, 122, 465
- Pendleton, G. N., et al. 1995, *Nuclear Instruments & Methods in Physics Research A*, 364, 567
- Pendleton, G. N., et al. 1996, *ApJ*, 464, 606
- Pendleton, G. N., et al. 1999, *ApJ*, 512, 362
- Press, W., Flannery, B., Teukolsky, S., & Vetterling, W. 1995, *Numerical Recipes in C*, (Cambridge: CUP)
- Schmidt, M., Higdon, J. C., & Hueter, G. 1988, *ApJ*, 329, L85
- Stern, B., Tikhomirova, Ya., Stepanov, M., Kompaneets, D., Berezhnoy, A. & Svensson, R. 1999, *A&AS*, 138, 413
- Stern, B., Tikhomirova, Ya., Stepanov, M., Kompaneets, D., Berezhnoy, A. & Svensson, R. 2000a, *ApJ*, 540, L21
- Stern, B., Tikhomirova, Ya., Kompaneets, D., Svensson, R., & Poutanen, J. 2000b, pre-print, *astro-ph/0009447*
- Tegmark, M. 1996, *ApJ*, 470, L81

Fig. 1.— Trigger efficiency for our off-line search. The grid points of the calculations are plotted as individual symbols. Error bars represent the standard deviations of the calculated probabilities owing to variations in the background rates. The long-dashed line shows the probability that a burst occupying a single time bin is detected by our search. The solid line shows the marginal probability that a burst is detected by our search, given that some bursts longer than 1.024 s have more than one statistical chance to be detected. For comparison, the dotted line shows the trigger efficiency from the 4B catalog; no uncertainties are available for the grid points (squares).

Fig. 2.— The sky exposure of the off-line trigger, expressed as percentage of elapsed time in equatorial coordinates. The maximum exposure is 70.0% owing to gaps in the DISCLA data.

Fig. 3.— The total rate of off-line triggers, shown as 10-day averages. Aperiodic variability from X-ray binaries in outburst is responsible for the most prominent peaks. Selected features are labeled according to the source responsible.

Fig. 4.— Histograms of the relative disagreement in measurements of burst properties. The measurement disagreement (Δ) is defined as the difference between the off-line estimate and the BATSE team’s estimate divided by the uncertainty in the difference. The uncertainty in the difference combines the statistical uncertainties of each measurement in quadrature with an estimate of random systematic uncertainties. Solid histograms include systematic uncertainties; dotted histograms do not.

Fig. 5.— Histogram of angles between non-triggered GRB sources and the Sun. The solid curve shows the expectation for direction distributed randomly with respect to the direction of the Sun, as is expected for GRBs. There is no evidence for an excess of non-triggered GRB candidates in the direction of the Sun; there is, however, some indication for a deficiency owing to the tendency to classify some faint GRBs as solar flares when they have directions consistent with the sun (see section 6).

Fig. 6.— Histogram of angles between non-triggered GRB sources and the Earth’s center. The solid line shows the expectation for direction distributed randomly with respect to the direction of the Earth’s center, as is expected for GRBs. There is no evidence for a large excess of directions near the Earth’s limb, as would be expected if there were substantial contamination from auroral X-rays.

Fig. 7.— The best-fit source directions for the non-triggered GRB candidates. The median direction uncertainty is 6° .

Fig. 8.— The duration distribution of GRBs detected with the off-line search. The dashed line indicates the duration histogram for GRBs that triggered onboard. The solid line indicates the duration distribution of the non-triggered GRB candidates. The shapes are very similar. This shows that the off-line search is not detecting a population of bursts with durations significantly different from those detected onboard.

Fig. 9.— The best-fit source directions for the “unknown” low-energy bursts. The median direction uncertainty is 16° .

Fig. 10.— Hardness ratios of “unknown” events (diamonds with error bars) and non-triggered GRBs (points). The “unknown” events are selected to be softer than GRBs, but they are not far separated from the population of GRB hardness ratios. For clarity, error bars are not shown for the GRBs.

TABLE 1
DAYS FOR WHICH NO ARCHIVAL DATA WERE SEARCHED.

Missing Days (TJD)		
8947	10322	10330
9111	10323	10331
9112	10324	10332
9114	10325	10333
9153	10326	10334
9474	10327	10335
9827	10328	10336
	10329	

TABLE 2
PARAMETERS OF OFF-LINE SEARCHES

Search	Timescale (s)	Discriminator Channels
A	1.024	1
B	1.024	2 and 3
C	1.024	1, 2, and 3
D	4.096	1
E	4.096	2 and 3
F	8.192	1
G	8.192	2 and 3

TABLE 3
DIPOLE AND QUADRUPOLE MOMENTS OF SKY EXPOSURE

Statistic ^a	Coordinate System	Moment	Value ^b
$\langle \cos \theta \rangle$	Galactic	Dipole	-0.0100
$\langle \sin^2 b - \frac{1}{3} \rangle$	Galactic	Quadrupole	-0.0049
$\langle \sin \delta \rangle$	Equatorial	Dipole	0.0219
$\langle \sin^2 \delta - \frac{1}{3} \rangle$	Equatorial	Quadrupole	0.0240

^a θ is the angle between the source direction and the Galactic center, b is the Galactic latitude, and δ is the declination.

^bUncertainties in the moments (owing to uncertainties in the sky exposure calculation) are estimated to be ± 0.0002 .

TABLE 4
SOME CAUSES OF OFF-LINE TRIGGERS

Cause of Off-line Trigger	Percentage of Off-line Triggers
Aperiodic variability from X-ray binaries and particle precipitations	70
Occultation steps	13
GRBs	6
Solar flares	4
GRO J1744–28	6
Other (including SGRs, low-energy unknown events)	1

TABLE 7
DIPOLE AND QUADRUPOLE STATISTICS FOR NON-TRIGGERED GRBs

Statistic ^a	Sample	Coordinate System	Moment Tested	Value ^b
$\langle \cos \theta \rangle$	Non-triggered	Galactic	Dipole	-0.0029 ± 0.0195
$\langle \sin^2 b - \frac{1}{3} \rangle$	Non-triggered	Galactic	Quadrupole	-0.0015 ± 0.0101
$\langle \sin \delta \rangle$	Non-triggered	Equatorial	Dipole	0.0087 ± 0.0195
$\langle \sin^2 \delta - \frac{1}{3} \rangle$	Non-triggered	Equatorial	Quadrupole	0.0191 ± 0.0101
$\langle \cos \theta \rangle$	Combined	Galactic	Dipole	-0.0063 ± 0.0121
$\langle \sin^2 b - \frac{1}{3} \rangle$	Combined	Galactic	Quadrupole	0.0018 ± 0.0063
$\langle \sin \delta \rangle$	Combined	Equatorial	Dipole	0.0077 ± 0.0121
$\langle \sin^2 \delta - \frac{1}{3} \rangle$	Combined	Equatorial	Quadrupole	0.0085 ± 0.0063
$\langle \cos \theta \rangle$	$P < 0.3 \text{ ph cm}^{-2} \text{ s}^{-1}$	Galactic	Dipole	-0.0352 ± 0.0223
$\langle \sin^2 b - \frac{1}{3} \rangle$	$P < 0.3 \text{ ph cm}^{-2} \text{ s}^{-1}$	Galactic	Quadrupole	0.0011 ± 0.0115
$\langle \sin \delta \rangle$	$P < 0.3 \text{ ph cm}^{-2} \text{ s}^{-1}$	Equatorial	Dipole	0.0526 ± 0.0223
$\langle \sin^2 \delta - \frac{1}{3} \rangle$	$P < 0.3 \text{ ph cm}^{-2} \text{ s}^{-1}$	Equatorial	Quadrupole	0.0293 ± 0.0115

^a θ is the angle between the source direction and the Galactic center, b is the Galactic latitude, and δ is the declination.

^bMoments are corrected for sky exposure.

TABLE 9
 DIPOLE AND QUADRUPOLE STATISTICS FOR LOW-ENERGY “UNKNOWN” EVENTS

Statistic ^a	Coordinate System	Moment Tested	Value ^b
$\langle \cos \theta \rangle$	Galactic	Dipole	-0.039 ± 0.082
$\langle \sin^2 b - \frac{1}{3} \rangle$	Galactic	Quadrupole	0.015 ± 0.043
$\langle \sin \delta \rangle$	Equatorial	Dipole	0.010 ± 0.082
$\langle \sin^2 \delta - \frac{1}{3} \rangle$	Equatorial	Quadrupole	-0.002 ± 0.043

^a θ is the angle between the source direction and the Galactic center, b is the Galactic latitude, and δ is the declination.

^bMoments are corrected for sky exposure.

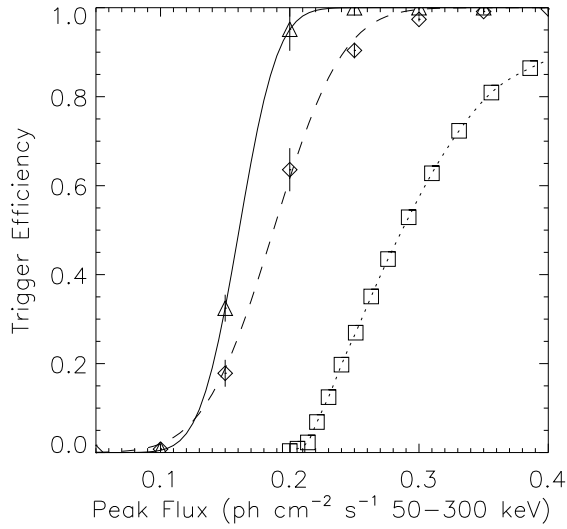


Fig. 1.—

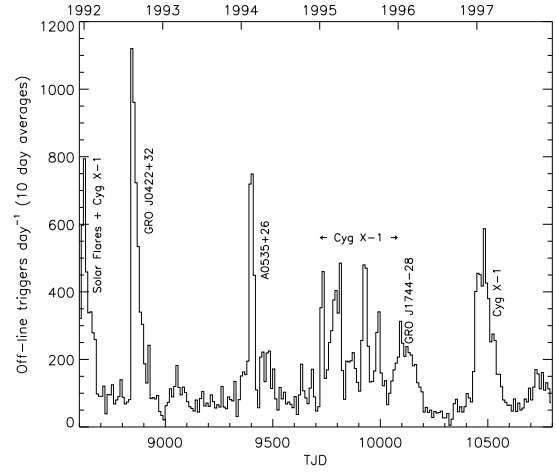


Fig. 3.—

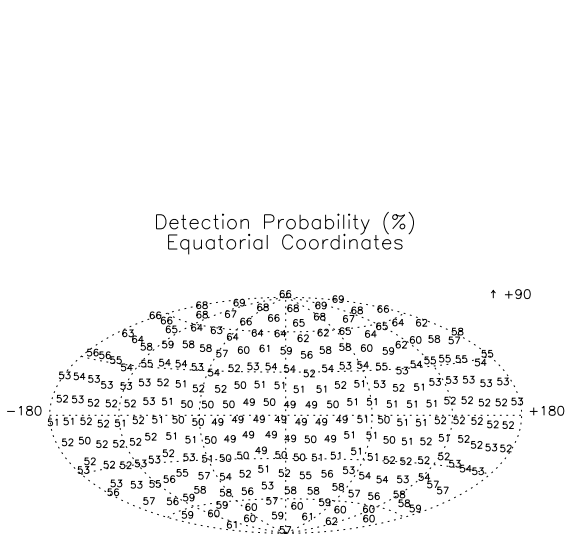


Fig. 2.—

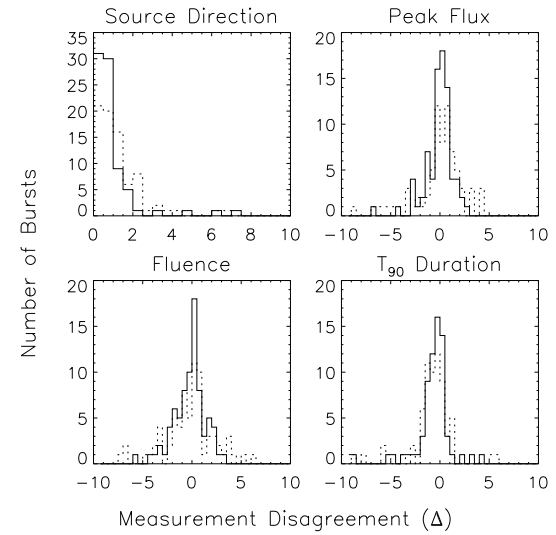


Fig. 4.—

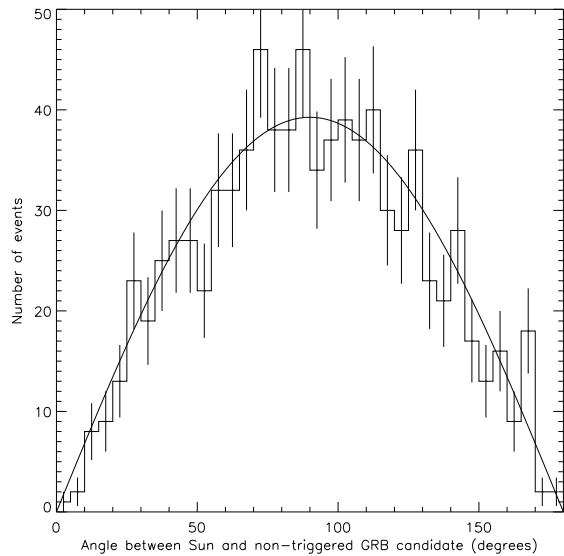


Fig. 5.—

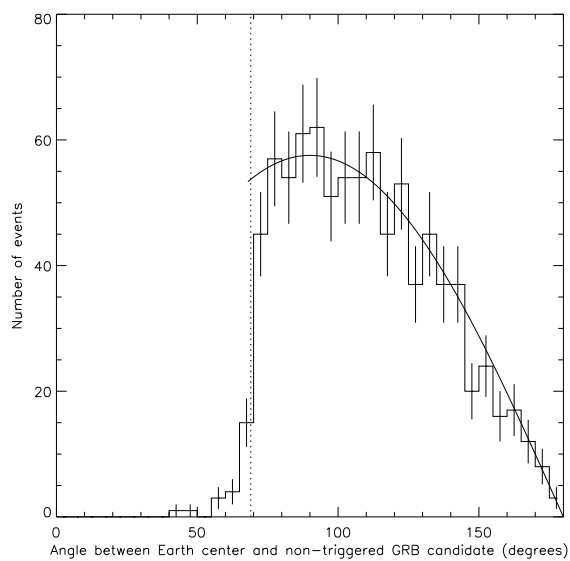


Fig. 6.—

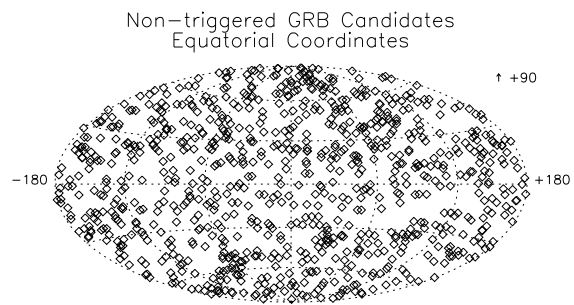


Fig. 7.—

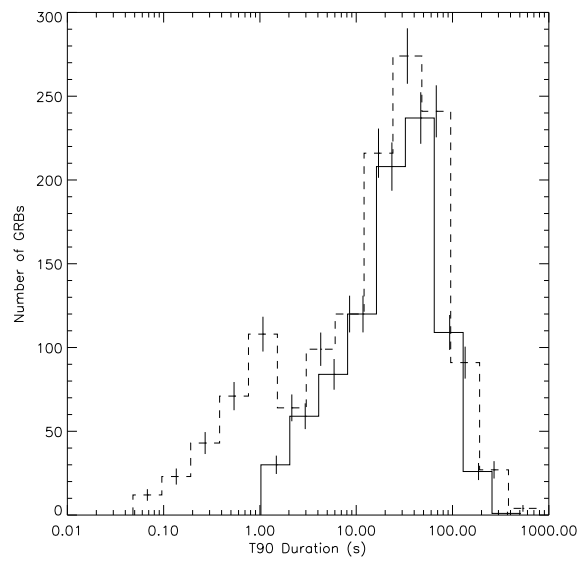


Fig. 8.—

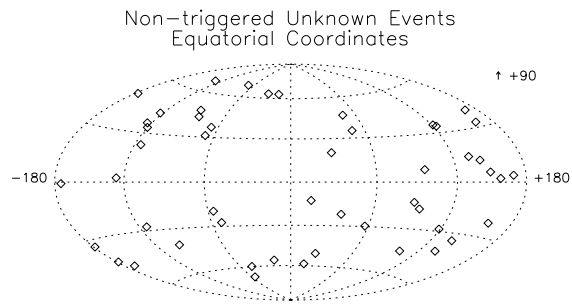


Fig. 9.—

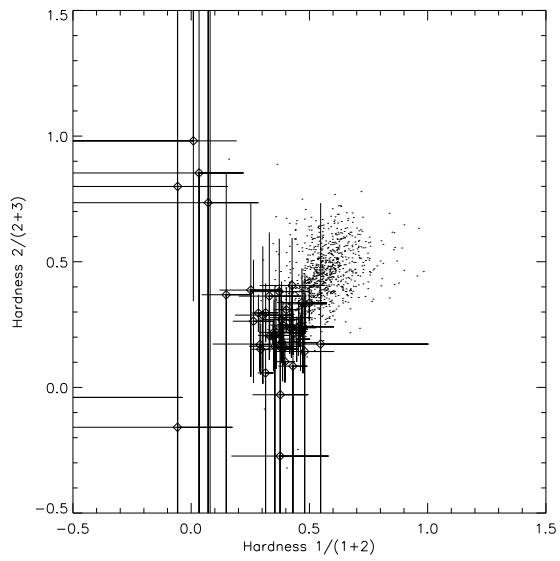


Fig. 10.—

TABLE 5—*Continued*

Trigger Number														
6151	6182	6215	6234	6263	6280	6300	6320	6339	6368	6395	6413	6443	6476	6522
6152	6186	6216	6235	6265	6281	6301	6321	6341	6369	6396	6414	6444	6479	6523
6154	6188	6220	6236	6266	6283	6303	6322	6342	6370	6397	6419	6445	6486	6525
6158	6189	6221	6237	6267	6284	6304	6323	6344	6372	6398	6422	6446	6487	6526
6159	6190	6222	6238	6269	6285	6305	6328	6345	6375	6399	6425	6447	6488	6527
6160	6194	6223	6240	6270	6288	6306	6329	6346	6376	6400	6427	6448	6489	6528
6162	6198	6225	6241	6271	6292	6307	6330	6347	6380	6401	6432	6450	6490	6529
6165	6205	6226	6242	6272	6293	6308	6331	6349	6385	6404	6433	6451	6497	6531
6167	6206	6227	6243	6273	6294	6309	6334	6351	6386	6405	6435	6452	6498	6533
6168	6207	6228	6244	6274	6295	6314	6335	6353	6388	6408	6436	6453	6504	6534
6176	6209	6229	6249	6275	6296	6315	6336	6355	6389	6409	6437	6454	6519	
6178	6212	6230	6260	6276	6298	6317	6337	6358	6390	6411	6439	6469	6520	
6180	6214	6233	6262	6279	6299	6319	6338	6366	6393	6412	6440	6472	6521	

TABLE 8
NON-TRIGGERED “UNKNOWN” EVENTS

Name (NTB) Date (TJD) Time (s UT)	R.A. (°) Decl. (°) Err. (°)	T_{50} (s) T_{90} (s)	P (ph cm ⁻² s ⁻¹) F (erg cm ⁻²) (25–100 keV)
911211.33	135.4	...	0.73 ± 0.15
8601	-41.5	3.07 ± 1.44	(6.09 ± 2.87)E-8
29060.2	61.0		
920314.62	139.2	(1.01 ± 0.01)E+2	0.59 ± 0.08
8695	-34.3	(1.61 ± 0.25)E+2	(5.73 ± 0.58)E-7
53902.4	26.3		
920419.02	189.9	...	0.75 ± 0.12
8731	-46.9	4.10 ± 1.44	(4.74 ± 0.89)E-8
2258.0	18.1		
920601.30	313.5	5.12 ± 1.45	0.82 ± 0.13
8774	-59.8	14.34 ± 2.90	(1.94 ± 0.46)E-7
26654.8	18.1		
920612.16	102.4	24.58 ± 5.22	0.28 ± 0.13
8785	-44.6	57.34 ± 4.22	(3.46 ± 0.15)E-7
13954.2	3.9		
920723.91	48.2	7.17 ± 4.22	0.52 ± 0.10
8826	46.4	13.31 ± 2.29	(5.53 ± 0.65)E-8
78910.6	36.8		
921003.83	186.0	...	0.49 ± 0.12
8898	-0.8	1.02 ± 1.44	(1.76 ± 0.48)E-8
72114.3	27.7		
921011.29	49.7	...	0.61 ± 0.21
8906	35.2	11.26 ± 3.00	(8.39 ± 1.34)E-8
25597.1	13.4		
921016.95	157.7	...	0.57 ± 0.12
8911	-22.2	1.02 ± 1.44	(1.78 ± 0.52)E-8
82642.0	33.3		
921025.57	133.2	...	0.68 ± 0.13
8920	14.8	1.02 ± 1.44	(1.93 ± 0.57)E-8
49368.2	22.0		
921106.87	272.6	2.05 ± 28.75	0.40 ± 0.11
8932	48.0	6.14 ± 17.50	(7.05 ± ****)E-9
75948.2	42.5		
921114.46	88.9	...	0.52 ± 0.16
8940	-12.9	2.05 ± 1.44	(1.44 ± 0.36)E-8
40270.0	134.5		
921225.33	29.5	...	0.32 ± 0.10
8981	20.1	5.12 ± 2.00	(3.51 ± 0.64)E-8
28694.7	54.3		
930109.31	57.3	...	0.58 ± 0.15
8996	-29.6	1.02 ± 1.44	(7.41 ± 1.77)E-9
26927.2	67.8		
930309.60	168.0	...	0.40 ± 0.09
9055	3.5	3.07 ± 1.44	(5.11 ± 3.01)E-8
52598.9	31.6		
930328.55	162.9	28.67 ± 1.45	0.52 ± 0.11
9074	32.7	65.54 ± 12.33	(4.37 ± 0.36)E-7
48368.3	15.8		
930606.65	141.5	4.10 ± 1.45	0.55 ± 0.08
9144	12.4	9.22 ± 1.45	(1.96 ± 0.50)E-7
56465.5	10.3		
930612.78	261.4	68.61 ± 5.22	0.95 ± 0.15
9150	-40.5	(1.88 ± 0.18)E+2	(1.91 ± 0.13)E-6
67963.5	5.9		
930623.08	24.1	...	0.80 ± 0.13
9161	-50.3	2.05 ± 1.44	(3.75 ± 1.56)E-8
6953.1	59.5		
930812.49	237.4	6.14 ± 1.45	0.61 ± 0.12
9211	43.0	19.46 ± 5.22	(3.29 ± 0.70)E-7
42827.9	2.3		
930825.48	330.9	...	0.31 ± 0.08
9224	63.5	6.14 ± 2.00	(1.38 ± 0.56)E-7
41775.3	52.3		
930905.00	15.1	11.26 ± 1.45	0.47 ± 0.10
9235	-58.5	30.72 ± 4.22	(3.04 ± 0.30)E-7
800.9	14.7		
931011.97	303.9	26.62 ± 1.45	0.69 ± 0.09
9271	-19.5	70.66 ± 4.58	(1.11 ± 0.13)E-6
84430.0	9.0		
931108.42	182.9	...	1.23 ± 0.11
9299	49.3	24.58 ± 6.00	(2.22 ± 0.30)E-7
36823.7	5.4		
931110.79	95.5	...	0.72 ± 0.14
9301	7.9	3.07 ± 1.44	(3.67 ± 0.81)E-8
68393.1	14.5		
931115.09	36.8	...	0.64 ± 0.11
9306	-21.9	7.17 ± 3.00	(1.61 ± 0.39)E-7
8035.5	11.1		
931116.78	123.2	...	0.77 ± 0.13
9307	34.0	4.10 ± 1.44	(7.64 ± 3.03)E-8
68241.6	9.2		

TABLE 8—*Continued*

Name (NTB) Date (TJD) Time (s UT)	R.A. (°) Decl. (°) Err. (°)	T_{50} (s) T_{90} (s)	P (ph cm ⁻² s ⁻¹) F (erg cm ⁻²) (25–100 keV)
931202.75	304.7	...	0.72 ± 0.13
9323	-67.9	4.10 ± 2.05	(4.18 ± 1.91)E-8
65493.1	18.6		
931222.27	294.1	...	0.57 ± 0.16
9343	37.0	1.02 ± 1.44	(1.98 ± 0.78)E-8
23403.7	19.3		
940716.46	236.0	...	1.20 ± 0.17
9549	36.2	1.02 ± 1.44	(3.30 ± 2.15)E-8
40061.1	63.3		
940808.67	181.6	...	0.44 ± 0.09
9572	-42.8	4.10 ± 2.05	(9.51 ± 2.99)E-8
57922.7	14.3		
940927.72	246.1	73.73 ± 18.46	0.50 ± 0.10
9622	-27.5	(1.63 ± 0.05)E+2	(8.42 ± 0.72)E-7
62647.5	7.7		
941012.61	181.5	...	0.41 ± 0.14
9637	-33.5	4.10 ± 2.05	(2.45 ± 0.50)E-8
53364.9	41.0		
941208.93	292.8	...	0.69 ± 0.13
9694	31.1	8.19 ± 4.10	(9.34 ± 3.73)E-8
80558.3	6.8		
941211.98	239.9	17.41 ± 1.45	0.71 ± 0.10
9697	33.5	26.62 ± 1.45	(2.16 ± 0.37)E-7
85227.7	28.5		
941213.55	307.6	2.05 ± 1.45	0.78 ± 0.11
9699	-27.4	4.10 ± 1.45	(2.39 ± 0.51)E-7
47641.8	48.4		
950523.47	276.7	...	0.69 ± 0.13
9860	43.5	11.26 ± 4.10	(1.53 ± 0.49)E-7
40660.1	13.5		
951024.89	290.7	...	0.68 ± 0.13
10014	69.0	4.10 ± 2.05	(5.39 ± 3.51)E-8
76933.3	11.6		
951025.30	156.2	10.24 ± 1.45	0.58 ± 0.14
10015	2.0	43.01 ± 17.04	(3.82 ± 0.70)E-7
26544.3	5.4		
951122.87	245.2	...	0.59 ± 0.17
10043	22.8	1.02 ± 1.44	(1.94 ± 0.77)E-8
75532.5	61.6		
960407.23	147.9	...	1.98 ± 0.18
10180	5.6	9.22 ± 3.07	(3.49 ± 0.95)E-7
20052.2	4.8		
960706.25	342.2	13.31 ± 1.45	2.03 ± 0.17
10270	-55.5	38.91 ± 6.48	(3.69 ± 0.59)E-7
21745.9	3.7		
961204.66	121.2	...	0.62 ± 0.17
10421	35.0	4.10 ± 2.05	(6.14 ± 3.73)E-8
57316.6	82.4		
970124.49	94.3	...	0.82 ± 0.12
10472	-17.0	10.24 ± 3.00	(1.81 ± 0.36)E-7
42852.6	23.0		
970414.23	168.2	...	0.71 ± 0.12
10552	39.5	4.10 ± 2.00	(9.67 ± 3.10)E-8
20025.5	39.9		
970529.59	233.8	...	0.68 ± 0.10
10597	2.5	6.14 ± 2.00	(1.95 ± 0.45)E-7
51705.0	15.8		
970619.67	344.5	...	0.88 ± 0.10
10618	63.4	18.43 ± 6.00	(3.89 ± 0.68)E-7
58235.1	4.3		
970829.33	14.3	11.26 ± 1.45	1.88 ± 0.18
10689	-12.6	26.62 ± 2.29	(3.92 ± 0.91)E-7
29063.4	6.2		
971019.66	230.4	6.14 ± 1.45	1.29 ± 0.13
10740	67.7	18.43 ± 10.29	(3.49 ± 0.84)E-7
57426.1	6.5		
971217.19	118.8	...	1.51 ± 0.21
10799	-28.6	4.10 ± 1.44	(6.92 ± 1.58)E-8
16615.7	10.2		