

A&A manuscript no.
(will be inserted by hand later)

Your thesaurus codes are:
08 (08.03.2; 08.03.3; 08.03.4; 08.15.1)

The Core-Wing Anomaly of Cool Ap Stars ^{*}

Abnormal Balmer Profiles

Charles R. Cowley¹, S. Hubrig², T.A. Ryabchikova^{4,6}, G. Mathys³, N. Piskunov⁵, and
P. Mittermayer⁶

¹ Department of Astronomy, University of Michigan, David Dennison Building, Ann Arbor, Michigan 48109-1090, USA
(cowley@umich.edu)

² Astrophysikalisches Institut Potsdam, An der Sternwarte 16, 14482 Potsdam, Germany (shubrig@aip.de)

³ European Southern Observatory, Casilla 19001, Santiago 19, Chile (gmathys@eso.org)

⁴ Institute of Astronomy, Russian Academy of Sciences, Pyatnitskaya 48, 109017 Moscow, Russia (ryabchik@inasan.rssi.ru)

⁵ Uppsala Astronomical Observatory, Box 515, 751, 20 Uppsala, Sweden (piskunov@astro.uu.se)

⁶ Institute for Astronomy, University of Vienna, Türkenschanzstrasse 17, 1180 Vienna Austria
(mittermayer@astro.univie.ac.at)

Received 5 Dec. 2000; accepted

Abstract. The profiles of H α in a number of cool Ap stars are anomalous. Broad wings, indicative of temperatures in the range 7000-8000K end abruptly in narrow cores. The widths of these cores are compatible with those of dwarfs with temperatures of 6000K or lower. This profile has been known for Przybylski's star, but it is seen in other cool Ap's. The H β profile in several of these stars shows a similar core-wing anomaly (CWA). In Przybylski's star, the CWA is probably present at higher Balmer members. We are unable to account for these profiles within the context of LTE and normal dwarf atmospheres. We conclude that the atmospheres of these stars are not "normal." This is contrary to a notion that has long been held.

Key words: stars: chemically peculiar – stars: chromospheres – stars: oscillations

1. Introduction

It has been widely assumed that the profiles of the Balmer lines in chemically peculiar (CP) stars are normal. This does not mean that small difficulties in getting precise fits do not occur, but that generally speaking, such problems are no more serious for CP stars than those with normal compositions (cf. Barklem, Piskunov, & O'Mara 2000a).

The strangest of all CP Stars, Przybylski's star (HD 101065), was known to have unusual Balmer profiles. This was shown by Wegner (1976), and Przybylski (1979) himself. Figure 1 was constructed from a table in Przybylski's paper, which appeared in one of the less accessible

Send offprint requests to: Cowley

^{*} Based on observations obtained at the European Southern Observatory, Paranal, Chile (ESO programme No. 65.I-0644).

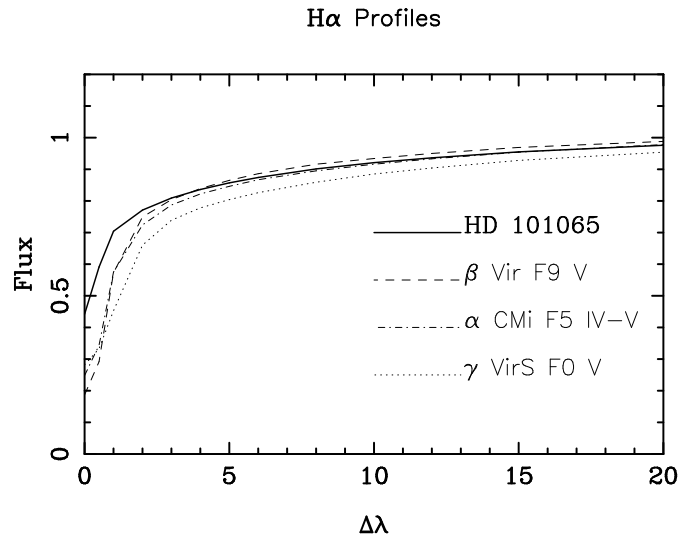


Fig. 1. H α profiles of HD 101065 and 3 F-dwarfs, plotted from data in Przybylski (1979). Though Przybylski's resolution was much lower than that illustrated below, it was clear to him that the core-wing structure of HD 101065 was anomalous.

journals. It illustrates how the core of the H α profile in HD 101065 is markedly sharper than those of a sample of early to late F-stars. From the wing strengths alone, one might conclude that HD 101065 is a middle F-dwarf. This, indeed, was the conclusion of Cowley et al. (2000, henceforth **P1**) in a recent abundance analysis. They adopted $T_e = 6600\text{K}$, and $\log(g) = 4.2$, very close to recent tabulations for mid-F dwarfs (cf. Drilling and Landolt 1999).

The authors of **P1** were aware of the unusual nature of the Balmer lines in HD 101065, but had no solution to the riddle of the sharp cores of H α and H β . Both Przy-

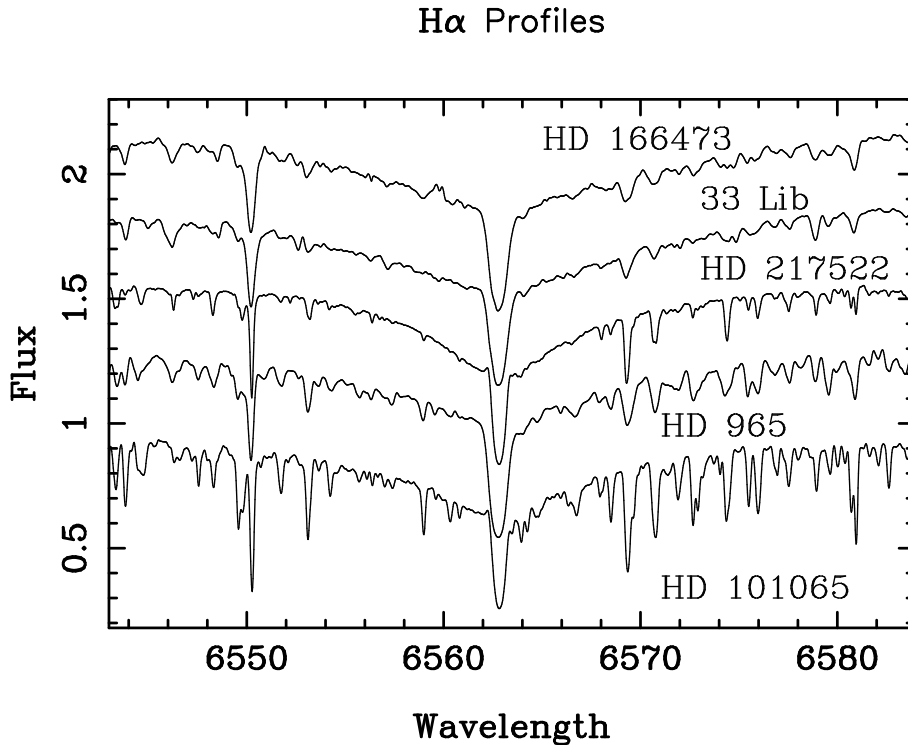


Fig. 2. $H\alpha$ profiles of 5 cool Ap stars showing the core-wing anomaly (CWA). All spectra above that of HD 101065 have been displaced upward by 0.4, 0.6, 1.0, or 1.3 units.

bylski and Wegner suggested that these profiles might be understood in terms of an atmosphere that was influenced by severe line blanketing. Within the context of an LTE calculation, we have been unable to reproduce both the deep, narrow cores and the wings. Several numerical experiments with blanketed models were investigated in the preparation of **P1**. Even if the boundary temperature were artificially lowered below the values in the models discussed in that paper, it was not possible to reproduce the narrow, deep $H\alpha$ core.

2. Balmer lines of other cool, magnetic CP stars

The profiles of the Balmer lines of CP stars in the magnetic sequence have not been extensively studied. It is very difficult to reduce high-resolution echelle spectra in such a way that the profiles of the Balmer lines are reliable. These objects are generally more difficult to study than their non-magnetic congeners, the Am and HgMn stars. Their surfaces are known to show spatial inhomogeneities (abundance patches), so the meaning of any traditional abundance study is uncertain. Much of the recent spectroscopic work on these stars has been concerned with spatial mapping of the chemical inhomogeneities, or line identifications.

We have recently examined high resolution spectra of several cool CP stars in the magnetic sequence, and find some have deep cores at $H\alpha$ and $H\beta$ similar to those of HD 101065. Figure 2 shows profiles (from top to bottom) of HD 166473 (CoD -37 12303), HD 137949 (33 Lib), HD 217522 (CoD -45 14901), HD 965 (BD -0 21), and HD

101065 (CoD -46 5445). Spectra of first two stars were obtained by PM at South Africa Astronomical observatory (SAAO) using the fiber-fed GIRAFFE echelle spectrograph with a resolution of 35000. These spectra were reduced with standard IRAF package, but special efforts were taken to make a proper continuum level in echelle orders with hydrogen lines. For other three stars the spectra were obtained by SH at ESO using the UV-Visual Echelle Spectrograph of the VLT. The original resolution is estimated to be 110000. The spectra were mildly filtered, and normalized by CRC using Michigan software, but the sharp cores are plainly visible in the unnormalized spectra.

At the moment, it is not known whether HD 965 is a rapidly oscillating Ap star (roAp), but other four stars illustrated are known roAp's.

A CWA is present in $H\beta$ for some of the stars of Figure 2, as shown in Figure 3.

The CWA is often less pronounced at $H\beta$ than $H\alpha$. In HD 101065, the anomaly persists into the higher series members, as was noted by Wegner (1976). In HD 217522, one can see already (Fig. 2) in $H\alpha$, a possible transition case, where there appears a kind of intermediate-near wing outside the core. By $H\beta$, the CWA is hardly noticeable in HD 217522.

van't Veer and Megessier (1996) studied $H\alpha$ and $H\beta$ profiles of the Sun, Procyon, and the cool Am stars 63 Tau and τ UMa (cf. their Fig. 5). More recently, Gardiner et al. (1999) discussed $H\alpha$ profiles in a dozen normal stars (including the sun) with effective temperatures between 5777 K and 9940 K. Their spectra do not have the sharp break in slope that can be seen in our Fig.2. The recent

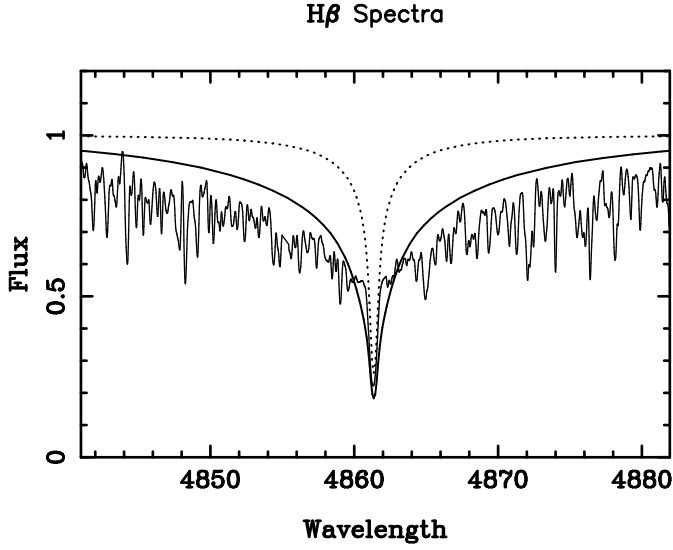


Fig. 3. $H\beta$ profile in HD 965. The smooth curves are from the Kurucz (1994) library of profiles for normal abundances with $V_{\text{turb}} = 0$. The dashed curve is for $T_e = 5500\text{K}$, the solid curve for $T_e = 7000\text{K}$. Both profiles are for $\log(g) = 4.0$. A high point in the stellar spectrum near $\lambda 4855$ caused by hot pixels has been artificially removed.

study of the roAp star HR 3831 (HD 83332) by Baldry and Bedding (2000) may not have had sufficient resolution to reveal a CWA. We tentatively conclude the phenomena is limited to the magnetic sequence of CP stars. It remains to be seen if it is also limited to the roAp’s.

The best studied non-roAp star is β CrB. This star has similar atmospheric parameters to the roAp star γ Equ. The spectrum of β CrB was obtained at McDonald observatory with a resolution of 56000. We display it below, along with a spectrum of γ Equ from the same observational run at SAAO in which the upper two spectra of Fig. 2 were obtained.

We compare the $H\alpha$ lines for both stars with a theoretical line profile calculated by spectrum synthesis code SYNTHE, which incorporates the latest version of hydrogen line broadening (Barklem, Piskunov & O’Mara 2001). The comparison is shown on Fig.4. Note the following:

- A break in the slope of $H\alpha$ line profile is similar for both roAp star γ Equ and non-roAp star β CrB, but it is less extreme than for the stars of Fig. 2.
- This break is also present on theoretical line profile: the slow decaying wings of a hydrogen line are formed by energy level perturbations by electrons and protons. The quasi-static approximation used to compute the Stark profile predicts the very narrow core. The additional thermal Doppler broadening is virtually unnoticeable everywhere except in the line core. Thus, the core has a Doppler shape reflecting the temperature and velocity field of the top atmospheric layers.

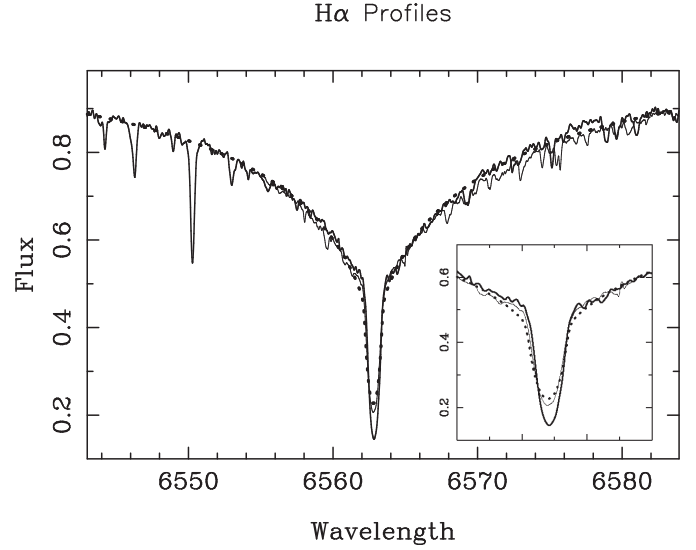


Fig. 4. Observed $H\alpha$ profiles for γ Equ (thick line), β CrB, (thin line) and a calculated profile (dotted) for $T_e = 7800\text{K}$, $\log(g) = 4.2$. The inset shows the same data, which has been plotted at a different scale to illustrate the near fit between the theoretical calculations and the observations.

- It is prudent to say that the break in the slope is only, “marginally” different from theoretical predictions.

The stars of Figure 2 are all cooler than β CrB and γ Equ. But at least one cool roAp, HD 122970 has an $H\alpha$ profile that is well fit by theory. Possibly the roAp phenomenon may be a necessary condition for the CWA, but not a sufficient one.

3. Interpretation

We note that a core-wing structure develops in normal dwarfs with temperatures between 7000 and 8000K. This is illustrated in Figure 5, with the profiles taken from Kurucz (1994). This structure may account for the reasonable fit shown in Figure 4. It is *not* what we are calling the CWA shown in Figures 2 and 3. Those stars are cooler than β CrB and γ Equ, and have temperatures closer to 7000 than 8000K. Their $H\alpha$ profiles have a much more abrupt change in the slope between the wing and the core than is seen in normal stars or the calculations of Figure 5.

Deep cores in an LTE calculation are usually made by a low boundary temperature. In the case of hydrogen, the high-excitation $n = 2$ level becomes rapidly depopulated as the temperature drops, so that the cores are relatively insensitive to a lower boundary temperature. We have attempted arbitrarily adding a cool, dense layer to the top of our atmospheres. In LTE, low-excitation metal lines become unrealistically strong well before the $H\alpha$ core becomes as deep as in the observations.

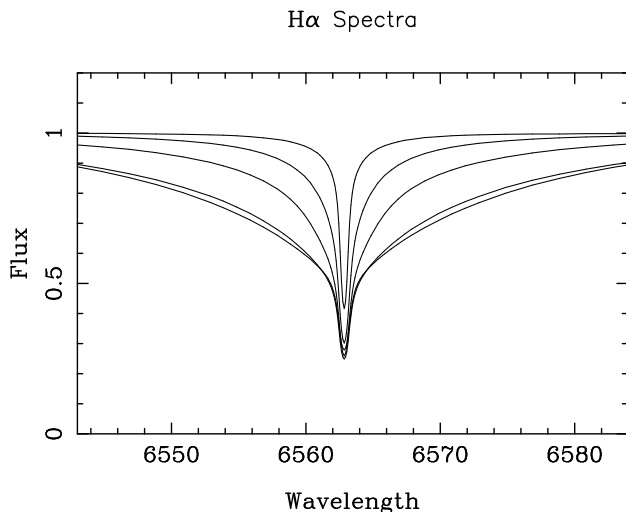


Fig. 5. Calculated $H\alpha$ profiles for normal dwarfs ($\log(g) = 4.0$) with temperatures of 5000 (weakest line), 6000, 7000, 8000, and 9000K.

We have attempted to reproduce the CWA by arbitrary modifications of the temperature distribution that might be attributed to convection, or convection in a magnetic, pulsating atmosphere. These attempts were completely unsuccessful. For the present, we assume that only a fully non-LTE calculation can be expected to reproduce the observed profiles.

We have also performed non-LTE calculations using the MULTI code (Carlsson 1992) for the first three Balmer lines for two model atmospheres with $T_{\text{eff}} = 6000$ and 8000K. The resulting profiles have slightly (less than 5%) deeper cores with largest effect in $H\alpha$, but we find no difference in the width of the core. The potential effect of the partial redistribution during scattering in the line cores remains to be investigated.

It now seems plain that the atmospheres of magnetic CP stars cannot be considered normal, even setting aside the well known surficial chemical inhomogeneities (patches). Aside from the sharp cores of $H\alpha$ and $H\beta$, there is the ionization phenomena between the second and third spectra of the lanthanide rare earths. This problem was discussed by Ryabchikova and her colleagues (cf. Ryabchikova et al. 2000, Gelbmann et al. 2000), and also in **P1**. Essentially, abundances from the third spectra, primarily of Pr III and Nd III are an order of magnitude greater than those of the second spectra of these elements.

It is unlikely the ionization anomaly can be due to the neglect of hyperfine structure in Pr III or odd-N isotopes of Nd III, because the lines of these spectra are relatively

weak in some of the roAp stars (cf. Ryabchikova et al. 2000, HD 122970 and 10 Aql). Moreover, the same ions can be observed in non-roAp stars and do not show the same anomaly (Ryabchikova et al. 2001, Weiss et al. 2000).

Our partial analysis of HD 965 suggests that the same kind of ionization anomaly exists between Fe I and II. The effective temperature of a model which makes the abundances from Fe I and II lines equal is 8000 - 9000K, while the color temperature of the star is in the range 7000 - 7500K. A low surface gravity palliates this somewhat, but no realistic gravity will reconcile the ionization and color temperatures.

We are left with distinct indications of two temperatures in models whose structures are quite uncertain. The core depth of the early Balmer lines argues for their formation in a region that covers most of the star. If, indeed, a high layer of gas overlies the photospheres of these stars as in the model by Babel (1992), it could play an important role in the origin of the chemical anomalies of these magnetic Ap stars.

Acknowledgements. CRC thanks many colleagues for helpful conversations regarding HD 965 and the CWA. He thanks Dr. Saul J. Adelman for sending Balmer profiles of several cool Ap stars, and C. van't Veer-Menneret for commenting on profiles of Am-Fm stars.

References

- Babel, J. 1992, A&A 258, 449.
 Baldry, I. K., and Bedding, T. R. 2000, MN 318, 341.
 Barklem, P. S., Piskunov, N., and O'Mara, B. J. 2000a, A&A 355, L5.
 Barklem, P. S., Piskunov, N., and O'Mara, B.J. 2001, A&A in press.
 Carlsson, M. 1992, in *Cools Stars, Stellar Systems and the Sun*, proc. of the 7th Cambridge workshop, (ASP: San Francisco) Vol. 26, p. 499.
 Cowley, C. R., Ryabchikova, T. A., Kupka, F., Bord, D. J., Mathys, G., and Bidelman, W. P. 2000, MN 317, 299.
 Drilling, J. S., and Landolt, A. U. 1999, in *Allen's Astrophysical Quantities, 4th ed.*, ed. A. N. Cox (Springer Verlag)
 Gardiner, R. B., Kupka, F., and Smalley, B. 1999 A&A 347, 876 .
 Gelbmann, M., Ryabchikova, T., Weiss, W. W., Piskunov, N., Kupka, F., and Mathys, G. 2000, A&A 356, 208.
 Kurucz, R. L. 1994, CD-Rom No. 19 (Smithsonian Ap. Observatory)
 Przybylski, A. 1979, New Zealand J. Sci, 22, 429.
 Ryabchikova, T. A., Savanov, I. S., Hatzes, A. P., Weiss, W. W., Handler G. 2000, Astron. Ap. 357, 981.
 Ryabchikova, T. A., Savanov, I. S., Malanushenko, V. P., Kudryavtsev, D. O. 2001, Astron. Rep. 78, in press.
 van't Veer-Menneret, C., and Mégessier, C. 1996, A&A 309, 879.
 Wegner, G. 1976, MN 177, 99.
 Weiss, W. W., Ryabchikova, T. A., Kupka, F., Lueftinger, T. R., Savanov, I. S., Malanushenko, V. P. 2000, in *The Impact of Large-Scale Surveys on Pulsating Star Research*, ASP Conf. Ser. 203, 487.