

LRG J0239-0134: A RING GALAXY OR A PAIR OF SUPERBUBBLES AT Z=1 ?

YOSHIAKI TANIGUCHI^{1,2} AND TAKASHI MURAYAMA¹

¹ Astronomical Institute, Graduate School of Science, Tohoku University, Aramaki, Aoba, Sendai 980-8578, Japan

² Institute for Astronomy, University of Hawaii, 2680 Woodlawn Drive, Honolulu, HI 96822

Accepted for publication in the Astrophysical Journal, Letters

ABSTRACT

The unusual morphology of LRG J0239–0134 at $z = 1.062$ has been interpreted as a ring galaxy. Here we propose an alternative idea that the ring-like morphology is attributed to a pair of superbubbles driven by the intense starburst in the central region of this galaxy. Supporting evidence for a superbubble model is; 1) the poststarburst nature in the central body suggests that a burst of supernova explosions could occur at least $\sim 10^7$ yr ago, 2) the dark lane seen in the central body suggests that we observe this object from a nearly edge-on view, and, 3) the ring-like morphology is not inconsistent with an idea that it is a pair of superbubbles. All these pieces of evidence for the superbubble model seem circumstantial. However, if this is the case, this galaxy provides an important example of the superwind activity at high redshift.

Subject headings: galaxies: individual (LRG J0239–0134, SMM J02399–0134) - galaxies: formation - galaxies: evolution - galaxies: starburst - stars: formation

1. INTRODUCTION

The greatest observational capability of the *Hubble Space Telescope* (*HST*) has been providing us a lot of invaluable information on the evolution of galaxies (e.g., Williams et al. 1996; Lanzetta, Fernández-Soto, & Yahil 1996; van den Bergh et al. 1996; Cowie, Hu, & Songaila 1995; van Dokkum et al. 1999). In addition, massive and clusters of galaxies have been also used as natural gravitational telescopes to investigate properties of high- z galaxies [Smail et al. 1996; Colley, Tyson, & Turner 1996; Franx et al. 1997; Soucail et al. 1999 (hereafter S99); Pello et al. 1999; Bézecourt et al. 1999].

Since optical observations of high- z galaxies probe their redshifted ultraviolet radiation, we must be careful in interpreting the data because active star-forming regions may be selectively shown up, making often galaxy morphology knotty or irregular (Bohlin et al. 1990; Giavalisco et al. 1996; Hibbard & Vacca 1997). However, on one hand, it seems likely that young galaxies have more chaotic morphological properties because they are dynamically younger than present-day galaxies. For example, galaxies with chain-like morphology have been found in *HST* deep images (Cowie et al. 1995; van den Bergh et al. 1996; Abraham 1997; Bunker et al. 2000; Taniguchi & Shioya 2001). It is also mentioned that more frequent collisions between/among galaxies (or subgalactic building blocks) result in peculiar morphology of high- z galaxies (e.g., van den Bergh et al. 1996).

Among galaxies with peculiar morphologies, one interesting object is a ring-like galaxy at $z = 1.062$ (LRG J0239–0134) found as an optical counterpart of the 850 μ m source, SMM J02399–0134 (Smail et al. 1998: S99). Such ring galaxies are not so rare in the local universe and their formation mechanism is now well known; the axial penetration of a smaller companion galaxy to a disk galaxy (Theys & Spiegel 1976, 1977; Lynds & Toomre 1976; Appleton & Marston 1997 and references therein). Therefore, if LRG J0239–0134 is a ring galaxy, it would have

a less-luminous companion galaxy. Although two galaxies are close to LRG J0239–0134 (see Figure 1), one of them, #32 in Mellier et al. (1998), belongs to the cluster of galaxies Abell 370 ($z = 0.37$) and the other galaxy A in S99, or L4 in Barger et al. (1999), has a redshift of 0.42. Thus, these two galaxies have no relation to LRG J0239–0134. Although another two very faint objects (B and C in Figure 1) are also seen to the south of LRG J0239–0134, they appear too faint to be a colliding partner. The most probable candidate for the colliding partner seems an object seen just to the north of the main body of LRG J0239–0134 (D in Figure 1) although we cannot rule out the possibility that this object might not be separate from the main body of LRG J0239–0134. However, there is no spectroscopic confirmation. Hence it seems still uncertain whether or not LRG J0239–0134 is a *usual* ring galaxy made by the axial penetration of a companion galaxy. In this Letter, we propose an alternative idea that the ring-like morphology is attributed to a pair of superbubbles driven by the intense starburst in the central region of this galaxy.

2. SUPERBUBBLE MODEL FOR LRG J0239–0134

2.1. *Observational Properties of LRG J0239–0134*

S99 reported the detailed observational properties of LRG J0239–0134. Since this galaxy is magnified and distorted by the gravitational shear induced by the cluster Abell 370 and the nearby elliptical galaxy #32, they made source reconstruction of LRG J0239–0134. In their model, the magnification factor is derived as 2.5 ± 0.2 but it varies from 2.1 to 3.6 depending on the distance to the galaxy #32. Following S99, we adopt a Hubble constant $H_0 = 50 h_{50}^{-2} L_{B,\odot}$ Mpc^{–1}, a deceleration $q_0 = 0.5$, and a cosmological constant $\Lambda = 0$.

The intrinsic *B*-band absolute luminosity is $L_B = 1.3 \times 10^{12} h_{50}^{-2} L_{B,\odot} \simeq 6.0 \times 10^{11} h_{50}^{-2} L_{\odot}$. The ring-like feature has an intrinsic radius of $r_{\text{ring}} = 7.7 \pm 0.4 h_{50}^{-1}$ kpc. Its

major-to-minor axis ratio is $a/b = 0.76$. If the ring is a circular one, the axial ratio suggests that the inclination angle is $i = 40^\circ$. The mid-infrared (MIR) luminosity at $\lambda_{\text{rest}} = 3.3\mu\text{m}$ is $L_{3.3\mu\text{m}} \simeq 4 \times 10^{10} L_\odot$, being ten times as luminous as that of the Cartwheel galaxy which is one of well-known ring galaxies in the local universe (Charmandaris et al. 1999).

S99 made optical spectroscopy and detected two emission lines, [O II] $\lambda 3727$ and [Ne V] $\lambda 3426$. Another emission feature is marginally identified as [Ne III] $\lambda 3869$. These emission-line properties suggest that LRG J0239–0134 has an active galactic nucleus. Recently, X ray (0.3 – 7 keV) emission has been detected by *Chandra* from this galaxy (Bautz et al. 2000). Bautz et al. (2000) estimated the unobscured X-ray luminosity, $L_X \sim 5 \times 10^{11} h_{50}^{-2} L_\odot$ and found that the X-ray to submm flux ratio is similar to that of NGC 6240 which is one of luminous infrared galaxies harboring an active galactic nucleus (e.g., Iwasawa 1999 and references therein).

Stellar continuum emission is dominated by the central body of LRG J0239–0134. Since Balmer lines (H δ , H ϵ , H8, and H9) and Mg II are observed as absorption, it is suggested that A and/or B type stars are dominant stellar sources in the central body. They are often interpreted as evidence for poststarburst (e.g., Taniguchi et al. 1996; Brotherton et al. 1999; Taniguchi, Shioya, & Murayama 2000). S99 noted that [O II] $\lambda 3727$ emission is spatially extended, suggesting that a part of the ring-like feature is also an emission-line region. There is no significant velocity difference between the extended emission and the central body emission ($\Delta v \lesssim 700 \text{ km s}^{-1}$). Since [Ne V] $\lambda 3426$ does not show such an extended feature, the extended [O II] emission-line region is perhaps photoionized by newly formed massive stars in the ring. Finally we mention that there is an evident dark lane along the major axis of the central body; however, we would like to note that the dark-lane hypothesis may be weakened if object D belongs to the main body of LRG J0239–0134.

2.2. Superbubble Model for LRG J0239–0134

First we give a summary of supporting evidence for a superbubble model. 1) The poststarburst nature in the central body suggests that a burst of supernova explosions could occur at least $\sim 10^7$ yr ago. 2) The dark lane seen in the central body suggests that we observe this object from a nearly edge-on view. Note that we would see this object from a nearly face-on view if the ring-like feature is a really ring. And, 3) the ring-like morphology in the raw image of S99 is not inconsistent with an idea that it is a pair of superbubbles. Indeed, the figure 8-shaped morphology in the raw image of S99 looks quite similar to that of Arp 220 (see Heckman, Armus, & Miley 1987).

Now we apply the superbubble model (McCray & Snow 1979; Koo & McKee 1992a, 1992b; Heckman et al. 1996; Shull 1995; see also for a review on observational properties of nearby superwinds, Heckman, Armus, & Miley 1990) to the case of LRG J0239–0134. Here it is noted that we ignore the effect of gravity for simplicity. The radius of the superbubble (i.e., shocked shells) at time t (in

units of 10^7 yr) is then

$$r_{\text{shell}} \sim 2.8 L_{\text{mech},43}^{1/5} n_{\text{H},0}^{-1/5} t_7^{3/5} \text{ kpc}, \quad (1)$$

where L_{mech} is the mechanical luminosity released collectively from the supernovae in the central starburst in units of $10^{43} \text{ ergs s}^{-1}$ and n_{H} is the average hydrogen number density of the ISM, assumed constant in units of 1 cm^{-3} ; this average density is obtained by assuming that the hydrogen gas with a mass of $10^{11} M_\odot$ is distributed uniformly in a sphere with a radius of 10 kpc. The inferred infrared luminosity of LRG J0239–0134 [a few times $10^{12} L_\odot$ under $H_0 = 75 \text{ km s}^{-1} \text{ Mpc}^{-1}$ and $q_0 = 0$ (Sanders & Mirabel 1996): see section 3.1] is nearly comparable to those of ultraluminous infrared galaxies (ULIGs) such as Arp 220. For Arp 220, one of the well-known superwind galaxies, Heckman et al. (1996) derived $L_{\text{mech}} \simeq 10^{43} \text{ ergs s}^{-1}$. Therefore, we have adopted this value as a fiducial one¹. It is also noted that the luminosity dependence is fairly weak; i.e., $r_{\text{shell}} \propto L_{\text{mech}}^{1/5}$.

Using the observed ring radius, $r_{\text{ring}} = 7.7 \pm 0.4 h_{50}^{-1}$ kpc, we estimate the age of the superbubble is 5.4×10^7 yr. Since the elapsed time from the onset of the starburst exceeds $\sim 1 \times 10^7$ yr, Balmer absorption dominates over Balmer emission and thus the Balmer lines are observed as absorption lines (e.g., Taniguchi et al. 2000). This appears consistent with the observation.

The expansion velocity of the superbubble at time t (in units of 10^7 yr) is

$$v_{\text{shell}} \sim 164 L_{\text{mech},43}^{1/5} n_{\text{H},0}^{-1/5} t_7^{-2/5} \text{ km s}^{-1}. \quad (2)$$

Using $t_7 = 5.4$, we obtain $v_{\text{shell}} \sim 84 \text{ km s}^{-1}$. Since we assume that the ring-like feature is a pair of superbubbles, we see mostly the tangential section of the superbubbles. Therefore, their velocity may be nearly the same as that of the systemic velocity of the central body. Even if we observe some expanding blobs along the line of sight, the above shock velocity seems too slow to be detected in low-resolution spectroscopy.

The superbubble model discussed here treats the spherical symmetric case for simplicity. However, actual galaxies may have oblate spheroidal isopotential surfaces to some extent even when they are in a forming phase. In such a case, the superbubble will blow out along the minor axis of the galaxy (Tomisaka & Ikeuchi 1988; De Young & Heckman 1994). Therefore, it is likely that a pair of superbubbles can be formed toward the two polar directions. This is schematically illustrated in Figure 2.

In the context of the superbubble model, the ring-like feature could originally consist of gas clouds. However, as described in Taniguchi, Trentham, & Ikeuchi (1999), star clusters may form as pressure-confined condensations in a shell (or a bubble). Therefore, the ring-like feature can be seen in the optical continuum emission as well as in the line emission arising from nebulae photoionized by newly formed massive stars. Star formation in young galaxies (e.g., an initial starburst) is expected to be much more intense than typical nuclear starbursts in the local universe.

¹For a forming elliptical galaxy with a stellar mass $M_{\text{stars}} = 10^{11} M_\odot$, radius $r \simeq 10$ kpc and $n_{\text{H}} \sim 1 \text{ cm}^{-3}$ (see Saito 1979; Arimoto & Yoshii 1987), we expect $N_{\text{SN}} \sim 3 \times 10^9$ stars that explode as supernovae. Since most of these massive stars might be formed during the first 0.5 Gyr ($= t_{\text{GW}}$), we obtain $L_{\text{mech}} \sim \eta E_{\text{SN}} N_{\text{SN}} / t_{\text{GW}} \sim 10^{43} \text{ erg s}^{-1}$ where E_{SN} is the total energy of a single supernova (10^{51} erg) and η is the efficiency of the kinetic energy deposited to the ambient gas (~ 0.1 ; Dyson & Williams 1980).

Further, the central starburst region in young galaxies may still be surrounded by a lot of gas. Hence, any effects of superbubbles must be much more serious in such young galaxies than in galaxies in the local universe.

3. DISCUSSION

3.1. LRG J0239–0134 as an Ultraluminous Infrared Galaxy

Photometric data from rest-frame ultraviolet (UV) to MIR of LRG J0239–0134 were obtained by S99. In addition to these data, Barger et al. (1999) reported its 850 μm flux, 11 mJy. Using these data, we investigate the overall spectral energy distribution (SED) of LRG J0239–0134. The SED is shown in Figure 3 together with those of NGC 6240 (Griffith et al. 1995; Lisenfeld et al. 1996, 2000; Klaas et al. 1997; Spinoglio et al. 1995; White & Becker 1992) and Arp 220 (Rigopoulou, Lawrence, & Rowan-Robinson 1996; Klaas et al. 1997). As shown in Figure 3, the SED of LRG J0239–0134 is much similar to that of NGC 6240 than to that of Arp 220. This makes sense because NGC 6240 harbors a luminous active galactic nucleus while Arp 220 may not. Fitting the two SEDs of NGC 6240 and Arp 220 to the observed SED of LRG J0239–0134, we obtain the total IR luminosity between 8 μm and 1000 μm , $L(8-1000\mu\text{m}) \sim 7.9 \times 10^{12} h_{50}^{-2} L_{\odot}$ and $8.6 \times 10^{12} h_{50}^{-2} L_{\odot}$, respectively; in the case of $h_{50} = 1.5$, $L(8-1000\mu\text{m}) \sim 3.5 \times 10^{12} L_{\odot}$ and $\sim 3.8 \times 10^{12} L_{\odot}$, respectively.

For nearby starburst galaxies including some local ULIGs, Mouri et al. (1990) found a relation of $L_{\text{FIR}} \sim 10^3 L_{3.3\mu\text{m}}$ where L_{FIR} is the FIR luminosity derived from rest-frame 60 μm and 100 μm fluxes (e.g., Sanders et al. 1988; Sanders & Mirabel 1996). Using the observed $L_{3.3\mu\text{m}}$ (S99), we would obtain $L_{\text{FIR}} \sim 4 \times 10^{13} L_{\odot}$. However, from the SED fitting, we obtain $L_{\text{FIR}} \sim 8 \times 10^{12} h_{50}^{-2} L_{\odot}$ at most, being lower by a factor of five than the above expected value. Although the SED concordance between high- z submm sources and local ULIGs has been claimed (Ivison et al. 1998; see also Trentham 2000), it is suggested

that LRG J0239–0134 is a different population from local *starburst-dominated* ULIGs though its IR luminosity is comparable to those of the ULIGs².

3.2. Concluding Remarks

We have presented our superbubble model for the unusual ring-like galaxy LRG J0239–0134 at $z = 1.062$. All pieces of supporting evidence for the superbubble model seem circumstantial. However, if this is the case, this galaxy provides an important example of the superwind activity at high redshift.

Similar examples may be the extended Ly α blobs (LABs) at $z \approx 3.1$ found by Steidel et al. (2000) because their observational properties are also interpreted in terms of superwind activities (Taniguchi & Shioya 2000; cf. Haiman, Spaans, & Quataert 2000; Fardal et al. 2000). Taniguchi & Shioya (2000) proposed an evolutionary connection from dust-enshrouded (or dusty) submm sources (hereafter DSSs; e.g., Hughes et al. 1998; Barger et al. 1998; Barger et al. 1999; Ivison et al. 2000 and references therein) to the LABs. It is interesting to note that LRG J0239–0134 can be considered as a link between the DSSs and the LABs. UV imaging of LRG J0239–0134 will be important to probe its extended Ly α emission.

Our model predicts that the central body of LRG J0239–0134 is rotating along the minor axis. Further, the ring-like regions are affected by shock heating to some extent. High-resolution optical spectroscopy will be useful in examining these predictions.

We would like to thank Kazushi Iwasawa and Yasuhiro Shioya for useful discussion and comments. We would also like to thank an anonymous referee for useful comments and suggestions. YT thanks Rolf-Peter Kudritzki, Bob McLaren, and Dave Sanders at Institute for Astronomy, University of Hawaii for their warm hospitality. This work was financially supported in part by the Ministry of Education, Science, and Culture, Japan (grants 10044052, and 10304013).

REFERENCES

- Abraham, R. G. 1997, in *The Ultraviolet Universe at Low and High Redshift: Probing the Progress of Galaxy Evolution*, eds. W. H. Waller et al., ASP Conf. Ser., 408, 195
- Appleton, P. N., & Marston, A. P. 1997, *AJ*, 113, 201
- Appleton, P. N., & Struck-Marcell, C. 1987, *ApJ*, 312, 566
- Arimoto, N., & Yoshii, Y. 1987, *A & A*, 173, 23
- Barger, A., Cowie, L. L., Smail, I., Ivison, R. J., Blain, A. W., & Kneib, J. P. 1999, *AJ*, 117, 2656
- Barger, A., Cowie, L. L., Sanders, D. B., Fulton, E., Taniguchi, Y., Sato, Y., Kawara, K., & Okuda, H. 1998, *Nature*, 394, 248
- Bautz, M. W., Malm, M. R., Baganoff, F. K., Ricker, G. R., Canizares, C. R., Brandt, W. N., Hornschemeier, A. E., & Garmire, G. P. 2000, *ApJ*, in press (astro-ph/0008050)
- Bézecourt, J., Kneib, J. P., Soucail, G., & Ebbels, T. M. D. 1999, *A&A*, 347, 21
- Bohlin, R. C., et al. 1990, *ApJ*, 368, 12
- Brotherton, M. S., et al. 1999, *ApJ*, 520, L87
- Bunker, A., Spinrad, H., Stern, D., Thompson, R., Moustakas, L., Davis, M., & Dey, A. 2000, *Galaxies in the Young Universe II*, eds. H. Hippelein & K. Meisenheimer, in press (astro-ph/0004348)
- Charmandaris, V., et al. 1999, *A&A*, 341, L69
- Colley, W. N., Tyson, J. A., & Turner, E. L. 1996, *ApJ*, 461, L83
- Cowie, L. L., Hu, E. M., & Songaila, A. 1995, *AJ*, 110, 1576
- De Young, D., & Heckman, T. M. 1994, *ApJ*, 431, 598
- Dyson, J. E., & Williams, D. A. 1980, *Physics of Interstellar Matter* (Manchester University Press), 152
- Fardal, M. A., Katz, N., Gardner, J. P., Hernquist, L., Weinberg, D. H., & Davé, R. 2000, *ApJ*, in press (astro-ph/0007205)
- Franx, M., Illingworth, G. D., Kelson, D. D., van Dokkum, P. G., Tran, K. -V. 1997, *ApJ*, 486, L75
- Gialalisco, M., Livio, M., Bohlin, R. C., Macchetto, F. D., & Stecher, T. P. 1996, *AJ*, 112, 369
- Griffith, M. R., Wright, A. E., Burke, B. F., & Ekers, R. D. 1995, *ApJS*, 97, 347
- Haiman, Z., Spaans, M., & Quataert, E. 2000, *ApJ*, 537, L5
- Heckman, T. M., Armus, L., & Miley, G. 1987, *AJ*, 93, 276
- Heckman, T. M., Armus, L., & Miley, G. 1990, *ApJS*, 74, 833
- Heckman, T. M., Dahlem, M., Eales, S. A., Fabbiano, G., & Weaver, K. 1996, *ApJ*, 457, 616
- Hibbard, J. E., & Vacca, W. D. 1997, *AJ*, 114, 1471
- Hughes, D., et al. 1998, *Nature*, 394, 241
- Ivison, R. J., Smail, I., Barger, A. J., Kneib, J. -P., Blain, A. W., Owen, F. N., Kerr, T. H., & Cowie, L. L. 2000, *MNRAS*, 315, 209
- Ivison, R. J., Smail, I., Le Borgne, J. -F., Blain, A. W., Kneib, J. P., Bézecourt, J., Kerr, T. H., & Davies, J. K. 1998, *MNRAS*, 298, 583

²Typical ring galaxies in the local universe have FIR luminosities of $L_{\text{FIR}} \sim 4 \times 10^{10} h_{50}^{-2} L_{\odot}$ (Appleton & Struck-Marcell 1987), being much fainter than that of LRG J0239–0134. On the other hand, they have ring radii of 20 - 40 kpc (Appleton & Struck-Marcell 1987), being significantly larger than that of LRG J0239–0134.

- Iwasawa, K. 1999, MNRAS, 302, 96
 Klaas, U., Haas, M., Heinrichsen, I., & Schultz, B. 1997, A&A, 325, L21
 Koo, B. -C., & McKee, C. F. 1992a, ApJ, 388, 93
 Koo, B. -C., & McKee, C. F. 1992b, ApJ, 388, 103
 Lanzetta, K.M., Yahil, A., and Fernández-Soto, A. 1996, Nature, 381, 759
 Lisenfeld, U., Hills, R. E., Radford, S. J. E., & Solomon, P. M. 1996, in Cold Gas at High Redshift, eds. M. N. Bremer et al., 55
 Lisenfeld, U., Isaak, K. G., & Hills, R. 2000, MNRAS, 312, 433
 Lynds, R., & Toomre, A. 1976, ApJ, 209, 382
 McCray, R., & Snow, T. P. 1979, ARA & A, 17, 213
 Mellier, Y., Soucail, G., Fort, B., & Mathez, G. 1988, A&A, 199, 13
 Mouri, H., Kawara, K., Taniguchi, Y., & Nishida, M. 1990, ApJ, 356, L39
 Pello, R., et al. 1999, A&A, 346, 359
 Rigopoulou, D., Lawrence, A., & Rowan-Robinson, M. 1996, MNRAS, 278, 1049
 Saito, M. 1979, PASJ, 31, 181
 Sanders, D. B., et al. 1988, ApJ, 325, 74
 Sanders, D. B., & Mirabel, I. F. 1996, ARA & A, 34, 749
 Shull, M. J. 1995, Airborne Astronomy Symposium on the Galactic Ecosystem, ASP. Conf. Ser., 73, 365
 Soucail, G., Kneib, J. P., Bézecourt, J., Metcalfe, L., Altieri, B. & Le Borgne, J. F. 1999, A&A, 343, L70 (S99)
 Smail, I., Dressler, A., Kneib, J. P., Ellis, R. S., Couch, W. J., Sharples, R. M., Oemler, A. Jr. 1996, ApJ, 469, 508
 Smail, I., Ivison, R. J., Blain, A. W., & Kneib, J. P. 1998, ApJ, 507, L21
 Spinoglio, L., Malkan, M. A., Rush, B., Carrasco, L., & Recillas-Cruz, E. 1995, ApJ, 453, 616
 Steidel, C. S., Adelberger, K. L., Shapley, A. E., Pettini, M., Dickinson, M., & Giavalisco, M. 2000, ApJ, 532, 170
 Taniguchi, Y., Ohyama, Y., Yamada, T., Mouri, H., & Yoshida, M. 1996, ApJ, 467, 215
 Taniguchi, Y., & Shioya, Y. 2000, ApJ, 532, L13
 Taniguchi, Y., & Shioya, Y. 2001, ApJ, 547, No. 1, in press (astro-ph/000839)
 Taniguchi, Y., Shioya, Y., & Murayama, T. 2000, AJ, 120, No. 3, in press (astro-ph/0005346)
 Taniguchi, Y., Trentham, N., & Ikeuchi 1999, ApJ, 526, L13
 Theys, J. C., & Spiegel, E. A. 1976, ApJ, 208, 650
 Theys, J. C., & Spiegel, E. A. 1977, ApJ, 212, 616
 Tomisaka, K., & Ikeuchi, S. 1988, ApJ, 330, 695
 Trentham, N. 2000, MNRAS, submitted (astro-ph/0004370)
 van den Bergh, S., Abraham, R. G., Ellis, R. S., Tanvir, N. R., Santiago, B. X., & Glazebrook, K. G. 1996, AJ, 112, 359
 van Dokkum, P. G., Franx, M., Fabricant, D., Kelson, D. D., Illingworth, G. D. 1999, ApJ, 520, L95
 White, R. L., & Becker, R. H. 1992, ApJS, 79, 331
 Williams, R. E., et al. 1996, AJ, 112, 1335

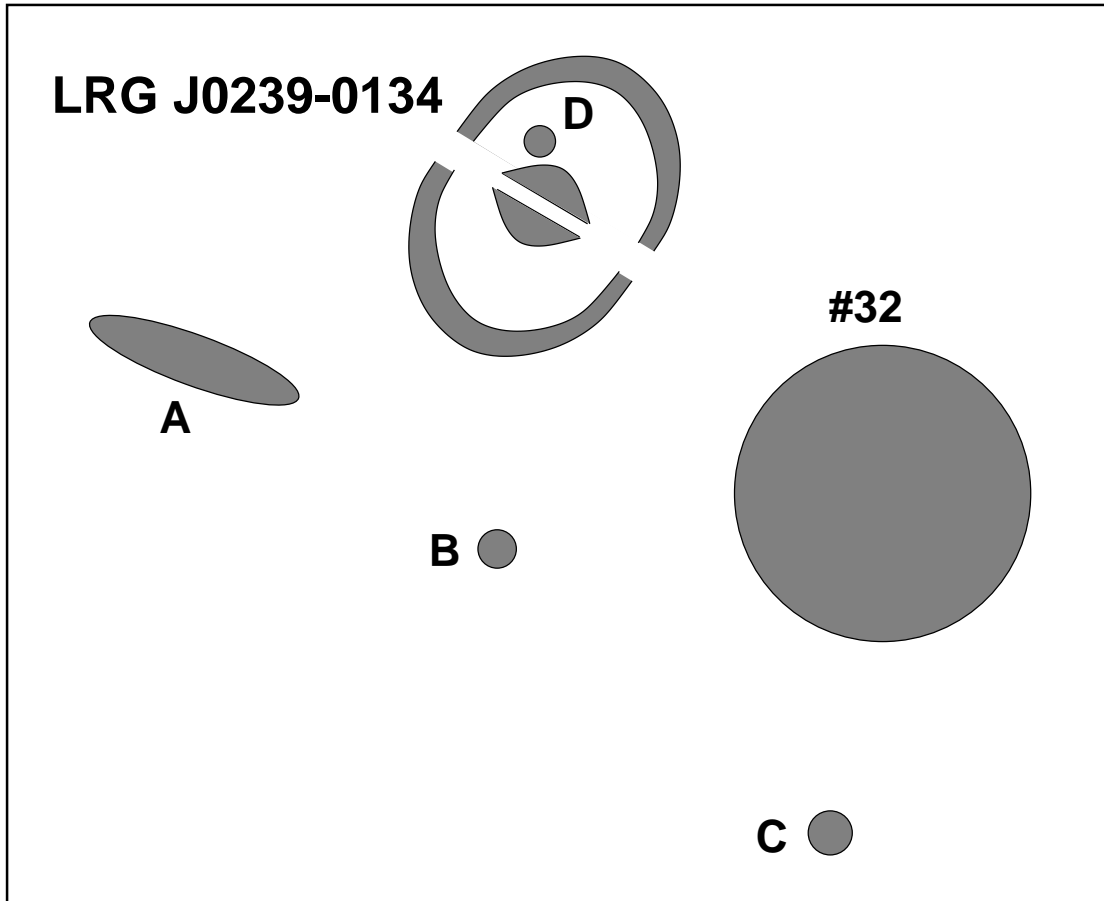


FIG. 1.— A schematic illustration of the environ of LRG J0239–0134 based on the raw image given in Figure 1 of S99. This Figure is made for readers' convenience to see the relative positions of objects B, C, and D, and thus does not scale accurately. See for more details Figures 1 and 4 in S99.

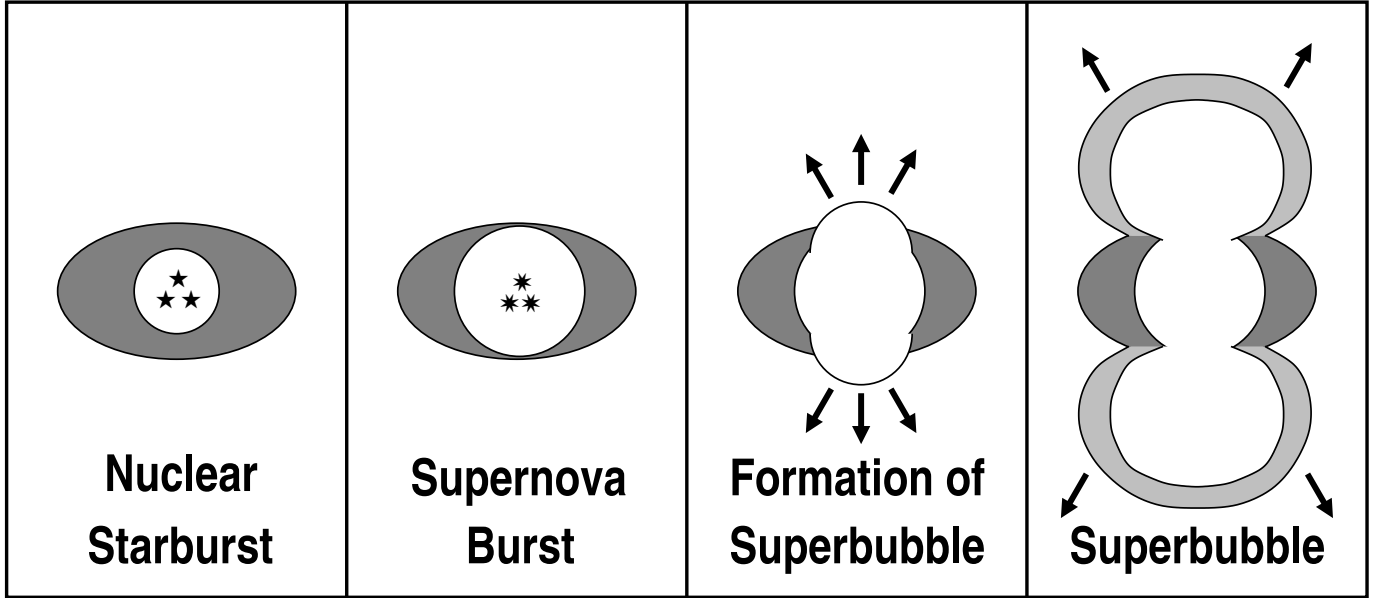


FIG. 2.— A schematic illustration of our superbubble model for LRG J0239–0134 (see also De Young & Heckman 1994).

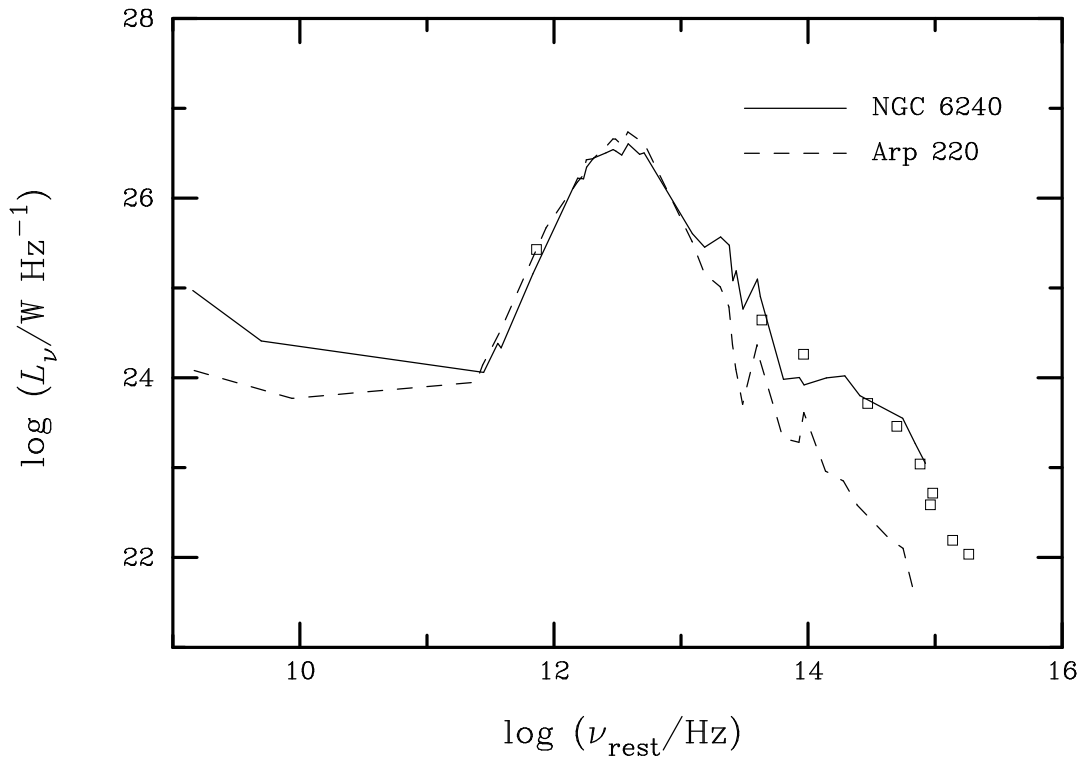


FIG. 3.— Spectral energy distribution of LRG J0239–0134. The photometric data of LRG J0239–0134 are shown by open boxes. For comparison, we show the SEDs of NGC 6240 (solid line) and Arp 220 (dashed line).