

2001, ApJ, 547, 1 February

Ultra-Lithium-Deficient Halo Stars and Blue Stragglers: A Common Origin?¹

Sean G. Ryan

Dept of Physics and Astronomy, The Open University, Walton Hall, MK7 6AA, UK. email: s.g.ryan@open.ac.uk

Timothy C. Beers

Dept of Physics and Astronomy, Michigan State University, East Lansing, MI 48824, USA. email: beers@pa.msu.edu

Toshitaka Kajino

National Astronomical Observatory of Japan, Osawa 2-21-1, Mitaka, Tokyo 181-8588, Japan, and Department of Astronomy, University of Tokyo, 7-3-1 Hongo, Bunkyo-ku, Tokyo 113-0015, Japan. email: kajino@ferio.mtk.nao.ac.jp

and

Katarina Rosolankova

Dept of Physics and Astronomy, The Open University, Walton Hall, Milton Keynes MK7 6AA, UK. email: katarina.rosolankova@st-hildas.oxford.ac.uk

ABSTRACT

We present data for four ultra-Li-deficient, warm, halo stars. The Li deficiency of two of these is a new discovery. Three of the four stars have effective temperatures $T_{\text{eff}} \sim 6300$ K, in contrast to previously known Li-deficient halo stars which spanned the temperature range of the Spite Plateau. In this paper we propose that these, and previously known ultra-Li-deficient halo stars, may have had their surface lithium abundances reduced by the same mechanism as produces halo field blue stragglers. Even though these stars have yet to reveal themselves as blue stragglers, they might be regarded as

¹Based on observations obtained with the University College London échelle spectrograph (UCLES) on the Anglo-Australian Telescope (AAT) and the Utrecht échelle spectrograph (UES) on the William Herschel Telescope (WHT).

“blue-stragglers-to-be.” In our proposed scenario, the surface abundance of Li in these stars could be destroyed (a) during the normal pre-main-sequence single star evolution of their low mass precursors, (b) during the post-main-sequence evolution of a evolved mass donor, and/or (c) via mixing during a mass-transfer event or stellar merger. The warmest Li-deficient stars at the turnoff would be regarded as emerging “canonical” blue stragglers, whereas cooler ones represent sub-turnoff-mass “blue-stragglers-to-be.” The latter are presently hidden on the main sequence, Li depletion being possibly the clearest signature of their past history and future significance. Eventually, the main sequence turnoff will reach down to their mass, exposing those Li-depleted stars as canonical blue stragglers when normal stars of that mass evolve away. Arguing *against* this unified view is the observation that the three Li-depleted stars at $T_{\text{eff}} \simeq 6300$ K are *all* binaries, whereas very few of the cooler systems show evidence for binarity; it is thus possible that two separate mechanisms are responsible for the production of Li-deficient main-sequence halo stars.

Subject headings: stars: abundances — stars: Population II — blue stragglers — binaries: spectroscopic — Galaxy: halo — cosmology: early universe

1. Introduction

${}^7\text{Li}$ is destroyed in stellar interiors where temperatures exceed 2.5×10^6 K, and Li-depleted material can in principle reach the stellar surfaces where it can be observed. Thus, if one is to infer pre-stellar ${}^7\text{Li}$ abundances from current-epoch observations, it is important to understand the stellar processing of this species. It has widely, though not universally, been supposed that warm ($T_{\text{eff}} > 5700$ K), metal-poor ($[\text{Fe}/\text{H}] < -1$) stars retain their pre-stellar abundances (Spite & Spite 1982; Bonifacio & Molaro et al. 1997; but see also Deliyannis 1995; Ryan et al. 1996). Although claims had been made of an intrinsic spread in the Li abundances by 0.04 – 0.1 dex (Deliyannis, Pinsonneault, & Duncan 1993; Thorburn 1994), Ryan, Norris & Beers (1999) attributed these to an embedded $A(\text{Li})$ vs $[\text{Fe}/\text{H}]$ dependence, and underestimated errors, respectively. Ryan et al. (1999) set tight limits on the intrinsic spread of ${}^7\text{Li}$ in metal-poor field stars as essentially zero, stated conservatively as $\sigma_{\text{int}} < 0.02$ dex. However, the subset of ultra-Li-deficient stars identified by Spite, Maillard, & Spite (1984), Hobbs & Mathieu (1991), Hobbs, Welty & Thorburn (1991), Thorburn (1992), and Spite et al. (1993) stands out as a particular exceptional counter-example to the general result. These stars have only upper limits on their ${}^7\text{Li}$ abundances, typically 0.5 dex or more below otherwise similar stars of the same T_{eff} and metallicity. Detailed studies of other elements in these objects have revealed some chemical anomalies, but none common to all, or which might explain *why* their Li abundances differ so clearly from those of otherwise similar stars (Norris et al. 1997a; Ryan, Norris & Beers 1998).

In contrast to the situation for Population II stars, a wider range of Li behaviors is seen in Population I. In addition to a stronger increase with metallicity, thought to be due to the greater production of Li in later phases of Galactic chemical evolution (Ryan et al. 2001), there is also substantial evidence of Li depletion in certain temperature ranges. Open cluster observations, for example, show steep dependences on temperature for $T_{\text{eff}} \lesssim 6000$ K (e.g., Hobbs & Pilachowski 1988) and in the region of the F-star Li gap ($6400 \text{ K} < T_{\text{eff}} < 7000 \text{ K}$; Boesgaard & Tripicco 1986). More problematic, for the young cluster α Per (age 50 Myr) and the Pleiades (age 100 Myr), is the presence of a large apparent Li spread even at a given mass. Various explanations have been proposed involving mixing in addition to that due to convection. Extra mixing processes include rotationally-induced mixing (e.g., Chaboyer, Demarque & Pinsonneault 1995), structural changes associated with rapid rotation (Martín & Claret 1996), and different degrees of suppression of mixing by dynamo-induced magnetic fields (Ventura et al. 1998). Gravity waves have been proposed as yet another different mixing mechanism (Schatzman 1993; Montalbán & Schatzman 1996). Consensus has not yet emerged concerning the range of possible mechanisms, or the relative importance of each. Jeffries (1999) even questions the

reality of a Li abundance spread in low mass Pleiades stars, due to a similar spread being seen in the K I resonance line. Amongst older open clusters, the spread at a given effective temperature is generally much less, though M67 (Jones, Fischer, & Soderblom 1999) is an exception. A class of stars with higher lithium abundances than otherwise similar stars is short-period tidally-locked binaries (Deliyannis et al. 1994; Ryan & Deliyannis 1995) which give credence to the view that physics related to stellar rotation can and does influence the evolution of Li in approximately solar-mass stars.

The fraction of warm, metal-poor stars that fall in the ultra-Li-deficient category has previously been estimated at approximately 5% (Thorburn 1994). However, recent measurements of Li in a sample of 18 warm ($T_{\text{eff}} \gtrsim 6000$ K), metal-poor ($-2 \lesssim [\text{Fe}/\text{H}] \lesssim -1$) stars yielded four ultra-Li-deficient objects, i.e. more than 20% of the sample (Ryan et al. 2001). The Poisson probability of a 5% population yielding 4 or more objects in a sample of this size is just 0.013. Clearly, the selection criteria for this sample have opened up a regime rich in ultra-Li-poor stars. We now examine those criteria, and discuss the implications for the origin of such systems and for our understanding of Li-poor and Li-normal stars.

We note some similarities between Li-deficient halo stars and blue stragglers. Although these two groups have traditionally been separated due to the different circumstances of their *discovery*, we question whether there is a reliable *astrophysical* basis for this separation. One must ask whether the process(es) that gives rise to blue stragglers is capable only of producing stars whose mass is greater than that of the main sequence turnoff of a ~ 13 Gyr old population. If, as we think is reasonable, the answer is “no”, then one may ask what the sub-turnoff mass products of this process(es) would be. Our proposal is that they would be Li-deficient, but otherwise difficult to distinguish from the general population, and in this regard very similar to the ultra-Li-deficient halo stars.

2. Observations of the Ultra-Li-Poor Halo Stars

The ultra-Li-poor halo stars we consider were identified serendipitously in a study of predominantly high proper-motion halo stars having $T_{\text{eff}} \gtrsim 6000$ K and $-2 \lesssim [\text{Fe}/\text{H}] \lesssim -1$, and are listed in Table 1(a). Details of the sample selection and abundance analysis are given by Ryan et al. (2001); the key points are that high resolving power ($\lambda/\Delta\lambda \simeq 50000$) échelle spectra were obtained, equivalent widths were measured, and abundances were computed using a model atmosphere spectrum-synthesis approach. Two of the Li-poor stars were subsequently found to have previous Li measurements; Wolf 550 was identified as G66-30, and G202-65 had been observed by Hobbs & Mathieu (1991) in a study

targeted at blue stragglers. The new spectra of the four stars, plus one with normal Li for comparison, are shown in Figure 1. The comparison star, CD–31°305, has $T_{\text{eff}} = 5970$ K, $[\text{Fe}/\text{H}] = -1.0$, and $A(\text{Li}) = 2.24$ (Ryan et al. 2001). For convenience, previously known Li-depleted halo stars are listed in Table 1(b). The full sample of Ryan et al. (2001) is plotted in Figure 2, along with additional stars from the literature.

It is immediately apparent that three of the four ultra-Li-deficient stars are amongst the hottest in our sample, though not *the* hottest in the figure. It seems likely that high temperature is one biasing characteristic of these objects. The stars with $T_{\text{eff}} > 6300$ K and *normal* Li abundances are listed in Table 1(c). These have had comparatively high values of de-reddening applied, and it is possible that they are in reality cooler than Table 1 shows. An indication that high temperature is not the *only* biasing characteristic of ultra-Li-poor stars is that the Ryan et al. (1999) study of 23 very metal-poor ($-3.5 \lesssim [\text{Fe}/\text{H}] \lesssim -2.5$) stars in the same temperature range included only one ultra-Li-deficient star, G186-26. This rate, 1 in 23, is consistent with previous estimates for Population II stars as a whole. However, very few relatively metal-rich ($-2 \lesssim [\text{Fe}/\text{H}] \lesssim -1$) halo stars in this temperature range had been studied previously, so earlier works may have been biased against discovering ultra-Li-poor objects. It appears, then, that the fraction of ultra-Li-deficient stars is higher as metallicity increases. This may explain why our study, which targeted stars in the higher metallicity range *and* with $T_{\text{eff}} > 6000$ K, was so successful at yielding ultra-Li-deficient stars. Figure 3 shows the distribution of objects in the T_{eff} , $[\text{Fe}/\text{H}]$ plane. Whereas previously no region of parameter space stood out as “preferred” by Li-deficient stars, the objects are now more conspicuous as a result of their high temperatures and relatively high metallicities.

Also shown in Figure 3 are the T_{eff} of the main-sequence turnoff as a function of metallicity, for 14 and 18 Gyr isochrones. The isochrones shown are the oxygen-enhanced curves of Bergbusch & Vandenberg (1992; solid curves; $Y=0.235$), and, for comparison, the Revised Yale Isochrones of Green, Demarque & King (1987; dotted curves; $Y=0.24$). Clearly there is disagreement of $\simeq 4$ Gyr between the two sets as to the ages that would be assigned to these stars, and there are uncertainties in the color- T_{eff} transformations that have been applied to the observed data. However, these difficulties are not the issue here. Rather, we use the isochrones to indicate the *shape* of the turnoff locus in the T_{eff} vs $[\text{Fe}/\text{H}]$ plane, and on that point the four isochrones are in overall agreement. They emphasise that even though HD 97916 is cooler than five other Li-depleted stars in the study, it is nevertheless close to the turnoff. That is, a star with $T_{\text{eff}} = 6100$ K would appear below the turnoff if $[\text{Fe}/\text{H}] = -3$, but will be close to the turnoff if $[\text{Fe}/\text{H}] = -1$. Even excluding the definite blue straggler BD+25°1981, there are four Li-depleted stars amongst the eight whose symbols lie above or touch the 14 Gyr Revised Yale Isochrone. Clearly, all of these

are very close to the turnoff once their metallicities are taken into account.² Besides these Li-depleted stars close to the turnoff, four are 100–200 K cooler than the turnoff. We discuss later in this paper whether these two groupings might have different origins.

3. Traditional blue stragglers

Blue stragglers are recognised observationally as stars that are considerably bluer than the main-sequence turnoff of the population to which they belong, but having a luminosity consistent with main-sequence membership. Such objects were originally identified in globular clusters (e.g., M3; Sandage 1953), but are also known in the field (e.g., Carney & Peterson 1981), and in Population I as well as Population II (e.g., Leonard 1989; Stryker 1993). Their origin is not known with certainty, and it is possible that more than one mechanism is responsible for their presence. A range of explanations was examined by Leonard (1989), but the discovery of Li destruction in blue stragglers in the halo field and the open cluster M67 led Hobbs & Mathieu (1991) and Pritchett & Glaspey (1991) to conclude that “virtually all mechanisms for the production of blue stragglers *other than* mixing, binary mass transfer, or binary coalescence appear to be ruled out” As Hobbs & Mathieu emphasized, internal mixing alone is also ruled out; mixing out to the surface is required.

Recent advances in high-resolution imaging have verified that the blue straggler fractions in at least some globular clusters are higher in their cores, strongly supporting the view that some blue stragglers are formed through stellar collisions, probably involving the coalescence of binary stars formed and/or hardened through exchanges, in these dense stellar environments (e.g., Ferraro et al. 1999). However, it is neither established nor required that a single mechanism will explain all blue stragglers, and it is unclear how the field examples and those in the tenuous dwarf galaxy Ursa Minor (Feltzing 2000, priv. comm.) relate to those in the dense cores of globular clusters. Probably even the halo field and dwarf spheroidal stars formed in clusters of some description (since the formation of stars in isolation is unlikely), but one should not be too quick to link the properties of surviving globular clusters to diffuse populations. This view is supported by Preston & Sneden’s (2000) conclusion that at more than half (62% – 100%) of their field blue

² We resist the temptation to speak of a *single* locus for the turnoff because of the possibility that an age spread exists at a given metallicity. That issue has not yet been settled for the globular clusters (see Piotto et al. 2000 and Chaboyer 2000), despite those systems being better constrained. For the same reason, and because of random errors in the effective temperature estimates, we refrain from debating whether a particular star lying close to the turnoff is definitely above or below the turnoff.

metal-poor binaries are blue stragglers formed by mass transfer rather than mergers, due to the long orbital periods and low eccentricities of the field systems they observed. Their conclusion is entirely consistent with the views of Ferraro et al. (1995), who ascribed blue straggler formation to interactions *between* systems in high-density environments, but *within* systems (primordial binaries) in lower-density clusters. In contrast to but not contradicting Preston & Sneden’s result for field systems, Mateo et al. (1990) argue that all of the blue stragglers in the globular cluster NGC 5466 are the result of close binary mergers.

The mechanism for Li destruction in field blue stragglers is not known. It is unclear what degree of mixing will occur as a result of coalescence. Early work by Webbink (1976) suggested substantial mixing would occur, whereas more recent simulations of head-on collisions by Sills et al. (1997), and grazing collisions and binary mergers by Sandquist, Bolte, & Hernquist (1997), have suggested otherwise. Sills, Bailyn & Demarque (1995) argue, however, that to account for the blue stragglers observed in NGC 6397, mixing is nevertheless required (unless the collision products have more than twice the turnoff mass), and may occur after the initial coalescence. This is perhaps consistent with the result of Lombardi, Rasio, & Shapiro (1996) that some mixing could occur as a merger remnant re-contracts to the main sequence. Due to the fragility of Li, if some mixing of surface material does occur during the coalescence it will at least dilute, and possibly also destroy, any lithium remaining in the stars’ thin convective surface zones up to that time. One might suppose that mass transfer in a detached system also destroys Li, though one could also imagine gentle mass-transfer processes where the rate is slow enough that the original envelope is not subjected to additional mixing, and where the transferred matter itself does not undergo additional Li-destruction. Of course, mass transfer via Roche lobe overflow in a detached system, or wind accretion from a more distant companion, involve mass from an evolved star which may have *already* depleted its surface Li due to single-star evolutionary processes. Consequently, the mass transferred may be already devoid of Li, as in the scenario quantified by Norris et al. (1997a).

We also note the possibility that the accretor in a mass-transfer system, or the progenitors of a coalescence, was (were) devoid of Li prior to that event. Li is (normally) preserved in halo stars only over the temperature range from the turnoff ($T_{\text{eff}} \simeq 6300$ K) to about $T_{\text{eff}} \simeq 5600$ K, corresponding to a mass range from 0.80 down to $0.70 M_{\odot}$. Therefore it is likely that any mass accretor, and certain that any merger remnant, now seen in this mass range began life as one (or two) stars with initial mass(es) less than $0.70 M_{\odot}$ and had already destroyed Li normally, as lower-mass stars are known to do, prior to mass exchange. In such a scenario, it is not *necessary* for any Li to have been destroyed as a result of the blue-straggler formation process itself, though this could occur as well.

4. Discussion

In view of the distributions of the ultra-Li-deficient stars in the T_{eff} , $[\text{Fe}/\text{H}]$ plane, with four at the turnoff and four 100–200 K cooler, we consider whether all represent the same phenomenon, or the possibility that two distinct processes have been in operation. It is not a trivial matter to answer this question, because we do not know with certainty what mechanism(s) has affected any of the stars. However, we explore a number of possibilities in the discussion that follows. Ignoring again the obvious blue straggler BD+25°1981, of the 111 stars shown in Figure 3, 8 are ultra-Li-deficient. If all ultra-Li-poor stars have the same origin, then we should begin by restating the frequency of such Li-weak objects as $\simeq 7\%$ of plateau stars rather than $\simeq 5\%$ as estimated previously when the parameter space was incompletely sampled, and with strong metallicity and temperature dependences in that fraction.

4.1. Do Ultra-Li-Deficient Stars and Field Blue Stragglers Share a Common Origin?

Historically, blue stragglers and ultra-Li-deficient stars have been regarded as separate phenomena. However, we have been driven to consider whether there is any astrophysical basis for this separation. One must ask whether the process(es) that gives rise to blue stragglers is capable only of producing stars whose mass is greater than that of the main sequence turnoff of a ~ 13 Gyr old population. If, as we think is reasonable, the answer is “no”, then one may ask what the sub-turnoff mass products of this process(es) would be. Our proposal is that they would be Li-deficient, but otherwise difficult to distinguish from the general population.³

For ultra-Li-poor stars redder than the main sequence turnoff, Hipparcos parallaxes have established that G186-26 is on the main sequence rather than on the subgiant branch. Of those *at* the turnoff, Wolf 550, G202-65, and BD+51°1817 also have Hipparcos parallaxes; two are almost certainly dwarfs, while G202-65 is subject to larger uncertainties and may be more evolved (see Ryan et al. 2001, Table 2). The argument that the evolutionary rate of subgiants is too rapid to explain the high frequency of observed Li-deficient objects, which persuaded Norris et al. (1997a) to reject the proposition that they might be the *redward*-evolving (post-turnoff) progeny of blue-stragglers, is therefore redundant. However,

³ The likelihood of sub-turnoff mass objects being produced by the blue-straggler forming process is independently addressed in the model by Preston & Sneden (2000, §5.3), which came to our attention during finalisation of this manuscript.

the detection of several Li-weak stars at the bluest edge of the colour distribution has prompted us to re-examine their possible association with blue stragglers.

We would describe G202-65 as “at” the turnoff rather than classify it as a blue straggler in the conventional sense, as it is only marginally hotter (bluer) than the main sequence turnoff for its metallicity (see Figure 3). Hobbs & Mathieu, on the other hand, classified it as a blue straggler, based presumably on the photometry of Laird, Carney & Latham (1988) which they referenced. (Indeed, Carney et al (1994) declare it as a “blue straggler candidate”, and Carney et al. (2000) treat it as one, though acknowledging at the same time that some normal stars may be included in this classification.) Our purpose is *not* to debate how this star should be classified, but rather to underline the main suggestion of our work, that the blue straggler and halo ultra-Li-deficient stars may have a common origin. Although blue stragglers have historically been recognised because they are bluer than the main-sequence turnoff, it is essential to remember that stars that have accreted mass from a companion, or that result from a coalescence can have a mass less than the current turnoff. Such stars would be expected to share many of the properties of blue stragglers, but would not *yet* appear bluer than the turnoff. However, at some future time, once the main-sequence turnoff reaches lower masses, these non-standard objects would lag the evolution of normal stars and hence appear bluer, showing canonical straggling behaviour. Therefore, such stars might, for the present, be regarded as “blue-stragglers-to-be,”⁴ and our speculation is that the ultra-Li-deficient halo stars in are in fact members of such a population. Note that this proposition is distinct from that of *redward*-evolving systems considered and rejected by Norris et al. (1997a).

If ultra-Li-deficient stars and blue stragglers are manifestations of the same process, then Li deficiency may be the only way of distinguishing sub-turnoff-mass blue-stragglers-to-be from normal main-sequence stars, prior to their becoming classical blue stragglers. Mass transfer during their formation may also help clarify some of the unusual element abundances found by Norris et al. (1997a; see also Ryan et al. 1998). Whereas an appeal to extra mixing (in a single-star framework) to explain the Li depletion would not necessarily affect other elements, mass transfer in a binary with an AGB donor may be capable of altering s-process abundances as well. In this regard, we recall that two of the ultra-Li-deficient stars studied by Norris et al. (1997a; also Ryan et al. 1998) had non-standard Sr and Ba abundances. Mass transfer from an RGB donor would presumably leave a different chemical signature.⁵

⁴Independently, Carney et al. (2000) have noted this possibility, and models by Portegies Zwart (2000) predict the existence of such objects.

⁵Amongst very metal-poor stars with $[\text{Fe}/\text{H}] < -2.5$, as many as 25% have C overabundances (e.g. Norris,

Some constraints on the progenitors of the Li-deficient stars may be obtained from their rotation rates and radial velocity variations. Webbink’s (1976) calculations of a coalesced star ($M_{\text{total}} = 1.85 M_{\odot}$) show that a high rotation rate is maintained at least until it reaches the giant branch. In contrast, previously known blue stragglers appear not to have uncommonly high rotation rates (e.g., Carney & Peterson 1981; Pritchett & Glaspey 1991). This tends to argue against the blue stragglers as having originated from coalesced main-sequence contact binaries, and points towards one of the other binary mass-transfer scenarios, unless mass loss (e.g., via Webbink’s excretion disk) and magnetic breaking can dissipate envelope angular momentum during the main sequence lifetime of a coalesced star. To spin down, stars must have a way of losing surface angular momentum. In single stars, most of this is believed to occur during the pre- and early-main-sequence phase when magnetic coupling of the stellar surface to surrounding dust creates a decelerating torque on the star. It is not clear that two mature stars which merge will still have this coupling, because of the much lower mass loss rates beyond the early stages of evolution (unless they produce an excretion disk) and lower magnetic field strengths. (See also discussion by Sills et al. 1997, §5.5.) Leonard & Livio (1995) have proposed that the merger product acquires the distended form of a pre-main-sequence-like star which then spins down as it again approaches the main sequence, losing angular momentum in much the same way as conventional pre-main-sequence stars.⁶

For the four stars observed in this work, three had previous radial velocity measurements accurate to $\simeq 1 \text{ km s}^{-1}$ (Carney et al. 1994). The new measurements (Ryan et al. 2001; Table 2) showed residuals of $+1.0$ (BD+51°1817), -3.3 (G202-65), and -6.9 km s^{-1} (Wolf 550); compared with the expected radial velocity accuracy of $\sigma_v = 0.3\text{--}0.7 \text{ km s}^{-1}$, these are consistent with significant motion. Carney et al. (2000) indicate periods of 168 to 694 days for these systems, and low eccentricities, except for Wolf 550 ($e = 0.3$). Similarly, the metal-poor field blue straggler CS 22966-043 has an orbital period of 319 days (Preston & Landolt 1999). If the brighter component has a mass of $0.8 M_{\odot}$ and its companion has a mass between 0.4 and $1.4 M_{\odot}$ (appropriate to a white dwarf) then the *current* semi-major

Ryan, & Beers 1997b). At least some but not all of these (Norris, Ryan, & Beers 1997c) have s-process anomalies. Detailed studies have yet to be completed, so it is unclear what fraction of stars are formed from anomalous material and what fraction became modified later in their life. Whilst we cannot presently rule out the possibility that the s-process anomalies seen in some ultra-Li-deficient stars were inherited at birth, our expectation is that mass transfer from a companion star will be a more common mechanism.

⁶Although stellar collisions will be rare for stars in the field, we should recall that most stars are probably born in clusters, and prior to cluster dissolution, collisions would have greater probability.

axis of the system will be in the range $a = 200\text{--}260\text{ R}_\odot$ (from Kepler’s Third Law).⁷ Their second system, CS 29499-057, may have an even longer period of 2750 days, implying $a = 900\text{--}1100\text{ R}_\odot$. The periods of these and Carney et al’s systems, and hence their large current separations, are more compatible with mass loss from an evolved companion rather than being short-period systems in contact on the main sequence.

The evidence presented to date has argued against internal mixing alone as an adequate explanation for the ultra-Li-deficient stars whose neutron-capture elements show abundance anomalies. Note, though, that certainly not all ultra-Li-deficient stars and blue stragglers exhibit neutron-capture element anomalies (Carney & Peterson 1981; Norris et al. 1997a; Ryan et al. 1998). If mass transfer has occurred, systems in which s-process elements are abnormal would presumably indicate material originating with an AGB companion, whereas s-process-normal remnants would indicate mass transfer during an earlier stage of evolution (RGB) or from a pre-thermal-pulsing AGB mass donor. (We have no data on the N abundance, and the CH band in these stars is too weak to hope to measure the $^{12}\text{C}/^{13}\text{C}$ ratio.) Likewise, the rotation rates of both blue stragglers and ultra-Li-deficient stars are apparently normal, arguing against coalescences having already occurred on the main sequence. Of the three mechanisms found to be viable by Pritchett & Glaspey (1991) and Hobbs & Mathieu (1991), this leaves mass transfer from a companion as the only one remaining, *if* we are correct in speculating that the ultra-Li-deficient and blue straggler phenomena are manifestations of the same process.

4.2. The Hot Stars in Isolation

In the absence of an adequate theory for why eight otherwise-normal halo stars (excluding the traditional blue straggler BD+21°1981) should have low (zero?) Li abundances, it may be useful to consider the hot subsample ($6200\text{ K} \lesssim T_{\text{eff}} \lesssim 6300\text{ K}$) as a distinct group. Several possibilities then arise that might account for the observed Li deficiency, including diffusion (the sinking of Li to below the photosphere), the F-star Li dip, and an unknown process that may be responsible for depletion in some (but not all) disk stars. We consider each of these in turn. We note that the three Li-deficient stars with $T_{\text{eff}} \simeq 6300\text{ K}$ are confirmed binaries, whereas most cooler ones show no evidence of binary motion. The binary/single distinction between warmer/cooler Li-depleted stars is pronounced; see Table 1, where the binary status (Carney et al. 1994, 2000; Latham 2000,

⁷Carney et al. (2000) argue that all of their blue-straggler observations are consistent with 0.55 M_\odot companions having a canonical white-dwarf mass.

priv.comm.) is given in the final column. If such a dichotomy is maintained as more Li-poor systems are discovered, it may indicate a genuine difference in the origin of the turnoff and sub-turnoff systems.

4.2.1. *Diffusion*

Deliyannis, Demarque & Kawaler (1990) and Proffitt & Michaud (1991) have computed the predicted effects of diffusion on the surface Li abundances of warm halo stars. Diffusion is more significant in hotter stars because their surface convective zone is thinner. The degree of depletion expected at $T_{\text{eff}} \sim 6300$ K is a function of effective temperature, changing by $\simeq 0.2$ dex per 100 K in the former (for $\alpha = 1.1$), and $\simeq 0.2$ and > 0.2 dex per 100 K in the latter (for $\alpha = 1.7$ and 1.5 respectively). This does not match the behavior observed (see Figure 2). For comparison, our ultra-Li-poor stars are depleted by $\gtrsim 0.8$ dex. This alone appears to rule out diffusion as the explanation, except possibly for the lower- α model of Proffitt & Michaud. However, Li diffusion appears to have been inhibited in all other metal-poor samples (e.g., Ryan et al. 1996), so it would be unusual to see it suddenly present and with such effect only in isolated stars in our new sample.

4.2.2. *The F-Star Li Dip*

Boesgaard & Tripicco (1986) and Hobbs & Pilachowski (1988) showed that Li is severely depleted in Population I open cluster stars over the interval $6400 \text{ K} < T_{\text{eff}} < 7000 \text{ K}$. Various explanations have been proposed, including mass loss (e.g., Schramm, Steigman, & Dearborn 1990), diffusion (e.g., Turcotte, Richer & Michaud 1998), and slow mixing of various forms (e.g., Deliyannis & Pinsonneault 1997), but none has been convincingly established as responsible, and several mechanisms may be acting in concert (e.g., Turcotte et al.). Whatever the correct explanation(s), is it possible that the hottest ultra-Li-deficient stars are encroaching on this regime and are affected by this phenomenon? Although this cannot be ruled out completely for the hot subset, especially since we have questioned the reliability of the $E(B - V)$ (and hence T_{eff}) values of the hottest Li-preserving stars in Figure 2, the onset of destruction in the F-star dip seems too gradual with T_{eff} to explain the new data. The Hyades observations (Boesgaard & Tripicco 1986) show a decrease of only 0.3 dex from 6200 to 6400 K, substantially less than the $\gtrsim 0.8$ dex deficit

in the ultra-metal-poor objects around 6300 K.⁸ As noted above, Hipparcos parallaxes are available for five of the eight known ultra-Li-deficient stars and, with the possible exception of G202-65, rule out the possibility that these stars are redward-evolving *descendants* of the Li-dip.

4.3. Anomalous-Li-Depleted Disk Stars

Lambert, Heath & Edvardsson (1991) found that, in almost all cases, the low Li abundances in their Population I sample could be ascribed to their being evolved descendants of Li-dip stars, or else being dwarfs exhibiting the Li-depletion that increases towards *lower* temperature, as is normally associated with pre-main-sequence and/or main-sequence burning. Anomalous high Li depletions were found in only 1–3 cases out of some 26 old-disk stars, and for a similar fraction of young-disk stars. Based on this fraction, Lambert et al. proposed that a new class of highly Li-depleted stars, comprising less than about 10% of the population, might exist. It is interesting to note that this proposal pre-dated the discovery of ultra-Li-deficient halo dwarfs.

The uncertain number of cases stated above arises because Lambert et al. recognised that uncertainties in the stellar luminosities, and hence mass, could drive stars into or out of the region of importance. We now have the benefit of accurate Hipparcos parallaxes. These indicate that two of the seven stars highlighted by their study, HD 219476 and HR 4285, are indeed considerably more massive than reported in Lambert et al.’s tables and hence are probably descendants of the Li gap, thus reducing the number of *genuine* cases to 2 out of 26 old-disk stars, and 3 out of a similar number of young-disk stars. That is, the fraction of anomalously Li-depleted stars appears to be around 8-10%, albeit sensitive to small-number statistics.⁹ Ultra-Li-depleted Population I stars are also seen in young open clusters. They can be recognised, for example, in Fig. 1 of Ryan & Deliyannis (1995), where $\simeq 6\%$ of the Hyades stars cooler than the F-star dip appear to be ultra-Li-deficient.

Is it possible that the Li-depleted halo stars are of the same type? The lack of examples in the two Pop I and Pop II classes to compare with precludes a detailed analysis, but we note that we see Li deficiency in about 7% of halo objects, which is comparable to the ratio for the Pop I objects. That is, the Pop I and Pop II examples could arise due to the same

⁸The critic could object that there are deficiencies in comparing metal-rich and metal-poor objects in this fashion. We would agree, but would also note that such a comparison is justifiable if only to show that the two behaviors are dissimilar.

⁹Errors in temperature could reduce these cases further.

process, even though it remains unclear what that process is. We note, for completeness, that Ryan et al. (2001) showed that the kinematics of the new ultra-Li-depleted stars are clearly those of halo objects, and thus they genuinely belong to the halo Population, despite their metallicities being close to those of the most metal-poor thick-disk stars.

The stars remaining on Lambert et al.’s list of unusually Li-deficient objects are: HR 3648, HR 4657, HR 5968, HR 6541, and HD 30649. Upon searching the literature for evidence of binarity or abundance anomalies in these systems, we found that not only was HR 4657 a 850 day period binary, but Fuhrmann & Bernkopf (1999) had also been driven to consider this star as a blue straggler. It has an unexpectedly high rotational velocity (in contrast to the blue stragglers studied by Carney & Peterson 1981). There is no evidence of s-process anomalies, but other unusual characteristics of the system include an observable soft X-ray flux and the very likely association of this object with GRB 930131. HR 3648 (= 16 UMa = HD 79028) is a 16.2 day period chromospherically-active single-lined spectroscopic binary (Basri, Laurent, & Walter 1985). HD 30649 (= G81-38) and HR 6541 (=HD 159332), in contrast, show no significant evidence of binarity (Carney et al. 1994). HR 5968 (= ρ CrB) does not appear to have a stellar companion, though it has a planetary companion (Noyes et al. 1997), but Ryan (2000) argues that Li in this star is *not* anomalous. HR 3648 and HR 4657 have Ba abundance measurements from the study by Chen et al. (2000). The latter also has been observed by Fuhrmann & Bernkopf (1999), but neither star appears abnormal in this element.

5. Implications and Summary

Ryan et al. (1999) have argued that the ultra-Li-deficient halo stars are distinct from the majority of halo stars that occupy the Spite plateau, and, in particular, that they do *not* merely represent the most extreme examples of a *continuum* of Li depletion. If the association with blue stragglers (or, for that matter, any distinct evolutionary phenomenon) is correct, then the mechanism for their unusual abundances will at last be understood and they will be able to be neglected with certainty from future discussion of the Spite plateau.

In the present work, we have proposed and discussed the possibility that ultra-Li-depleted halo stars and blue stragglers are manifestations of the same phenomenon, and described the former as “blue-stragglers-to-be.” We proposed that their Li was destroyed either during the formation process of blue stragglers or during the *normal* single-star evolutionary processes of their precursors, namely during pre-main-sequence and/or main-sequence phases of low-mass stars, or during post-main-sequence evolution of mass donors, as in the scenario quantified by Norris et al. (1997a). We note that in a study

carried out separately but over the same time period as ours, Carney et al. (2000) have examined the orbital characteristics of blue stragglers, and have been driven towards similar considerations as we have. There are clearly still details to be clarified, but our two groups appear to be converging on a view unifying blue stragglers and ultra-Li-deficient systems.

Because there are numerous observational and theoretical issues surrounding this unified view, we seek to clarify the main arguments and possibilities using an itemised summary.

Observations:

- In a study of 18 halo stars with $-2 \lesssim [\text{Fe}/\text{H}] \lesssim -1$ and $6000 \text{ K} \lesssim T_{\text{eff}} \lesssim 6400 \text{ K}$, we have found four ultra-Li-deficient objects, i.e. a 22% detection rate.
- The fraction of ultra-Li-deficient stars is very much higher amongst the hottest and most metal-rich halo main-sequence stars ($\simeq 20\%$) than amongst cooler and more metal-poor ones ($\simeq 5\%$).
- Ultra Li-deficient stars exist both at the turnoff, and cooler than the turnoff, and with well-determined main-sequence luminosities from Hipparcos.
- All of the turnoff ultra-Li-deficient halo stars, but none of the sub-turnoff ultra-Li-deficient halo stars, appear to be binaries. This may indicate that two different mechanisms are causing the halo ultra-Li-deficient phenomenon.

Theoretical framework:

- Blue stragglers may form from *several* mechanisms, but seem to require at least one of either complete mixing, binary mass transfer, or coalescence¹⁰ (Hobbs & Mathieu 1991; Pritchett & Glaspey 1991).

Origins:

- We speculate that ultra-Li-deficient stars and blue stragglers are manifestations of the same process, and that sub-turnoff-mass ultra-Li-deficient stars may be regarded as “blue-stragglers-to-be.”
- Li could be destroyed at several stages: (i) in a mass-transfer event which induces extensive mixing; (ii) by single-star evolutionary processes (convective mixing) in a post-main-sequence mass donor; (iii) by single-star evolutionary processes (mixing) in pre-main-sequence (or possibly main-sequence) low-mass stars prior to their gaining mass.
- Mass-transfer scenarios from an AGB star seem better able to explain the unusual neutron-capture element ratios *sometimes* seen in ultra-Li-depleted stars (Norris et al.

¹⁰Coalescence may be between the components of an existing binary, possibly having been hardened via interactions with a third star, or through direct collisions (which may also be moderated by binary interactions).

1997a) than internal mixing, since $\simeq 0.8 M_{\odot}$ core-hydrogen-burning stars are not expected to process neutron-capture elements. This argues against internal mixing as the sole explanation for the existence of ultra-Li-depleted stars with unusual neutron-capture abundances. (Mass transfer from pre-AGB (most likely RGB) donors would produce the stars with normal neutron-capture abundances.)

- Coalesced binaries are expected to maintain high rotation rates until they reach the giant branch, but neither blue stragglers nor ultra-Li-depleted halo stars have high rotation rates. This argues against coalescence of a binary as the explanation for these objects unless they have spun down.
- The orbital periods of metal-poor field blue stragglers (Preston & Landolt 1999; Carney et al. 2000) suggest current semi-major axes in the range 200–1100 R_{\odot} , arguing against these being coalescing stars (unless they began their lives as triple systems).
- The arguments against solely internal mixing, and against coalescence of main-sequence contact binaries, leaves mass transfer as the most viable mechanism for field binaries. This is *not* to say that Li was destroyed during the transfer; it may have been destroyed by single-star mechanisms already.
- The observed $dA(\text{Li})/dT_{\text{eff}}$ is too steep compared with models of diffusion to be due to that process.
- The observed $dA(\text{Li})/dT_{\text{eff}}$ is too steep compared with the Hyades data to be due to the F-star Li dip.
- The halo ultra-Li-deficient stars could be related to the Pop I anomalously-Li-depleted stars identified in the field by Lambert et al. (1991) and also seen in open clusters.
- Hipparcos parallaxes rule out the possibility that the ultra-Li-deficient stars are redward-evolving post-turnoff stars. They have not descended from the F-star Li dip.

Implications:

- Severe Li depletion may be the (only?) signature of sub-turnoff-mass blue stragglers. The halo population fraction comprising ultra-Li-poor stars is 7%.
- Understanding the ultra-Li-depleted stars as resulting from a distinct process (not normally affecting single stars) would eliminate the need to include them in discussions of processes affecting the evolution of normal Spite plateau stars, and would explain why they appear so radically different from the vast majority of halo stars (Ryan et al. 1999).

6. Acknowledgements

The authors gratefully acknowledge the support for this project given by the Australian Time Assignment Committee (ATAC) and Panel for the Allocation of Telescope Time

(PATT) of the AAT and WHT respectively, and for practical support given by the staff of these facilities. They also express gratitude to D. A. Latham and B. W. Carney for conveying the results of their program in advance of publication, and to an anonymous referee for his/her comments that helped us clarify our arguments. S.G.R. sends a special thanks to colleagues at the University of Victoria: to C. J. Pritchett for a most memorable snow-shoeing expedition on 1991 February 10 during which Li deficiency in blue stragglers was discussed, to D. A. VandenBerg for discussing and supplying isochrones, and to F. D. A. Hartwick for once asking whether there were blue stragglers in the halo field. T.C.B acknowledges partial support from grant AST 95-29454 from the National Science Foundation.

REFERENCES

- Basri, G., Laurent, R., & Walter, F. M. 1985, *ApJ*, 298, 761
- Bergbusch, P. A., & VandenBerg, D. A. 1992, *ApJS*, 81, 163
- Boesgaard, A. M. & Tripicco, M. J. 1986, *ApJ*, 302, L49
- Bonifacio, P. & Molaro, P. 1997, *MNRAS*, 285, 847
- Carney, B. W., Latham, D. W., Laird, J. B., Grant, C. E., & Morse, J. A. 2000, preprint
- Carney, B. W., Latham, D. W., Laird, J. B., & Aguilar, L. A. 1994, *AJ*, 107, 2240
- Carney, B. W., & Peterson, R. C. 1981, *ApJ*, 251, 190
- Chaboyer, B. 2000, “The Galactic Halo; from Globular Clusters to Field Stars” A. Noels, P. Magain, D. Caro, E. Jehin, G. Parmentier, & A. Thoul (eds) (U. Liège, Liège) in press
- Chaboyer, B., Demarque, P., & Pinsonneault, M. H. 1995, *ApJ*, 441, 876
- Chen, Y. Q., Nissen, P. E., Zhao, G., Zhang, H.W., & Benoni, T. 2000, *A&AS*, 141, 491
- Deliyannis, C. P. 1995, *The Light Element Abundances*, ed. P. Crane, (Berlin: Springer-Verlag), 395
- Deliyannis, C. P., Demarque, P., & Kawaler, S. D. 1990, *ApJS*, 73, 21
- Deliyannis, C. P., King, J. R., Boesgaard, A. M., & Ryan, S. G. 1994, *ApJ*, 434, L71
- Deliyannis, C. P. & Pinsonneault, M. H. 1997, *ApJ*, 488, 836
- Deliyannis, C. P., Pinsonneault, M. H. & Duncan, D. K. 1993, *ApJ*, 414, 740
- Ferraro, F. R., Fusi Pecci, F., & Bellazini, M. 1995, *A&A*, 294, 80

- Ferraro, F. R., Palterinieri, B., Rood, R. T., & Dorman, B. 1999, *ApJ*, 522, 983
- Fuhrmann, K., & Bernkopf, J. 1999, *A&A*, 247, 897 to *Field Stars*, ed. A Noels & P. Magain, 35th Liège Int. Astroph. Coll., in press
- Green, E. M., Demarque, P., & King, C. R. 1987, *The Revised Yale Isochrones and Luminosity Functions* (New Haven : Yale Univ. Press)
- Hobbs, L. M., & Mathieu, R. D. 1991, *PASP*, 103, 431
- Hobbs, L. M. & Pilachowski, C. 1988, *ApJ*, 334, 734
- Hobbs, L. M., Welty, D. E., & Thorburn, J. A. 1991, *ApJ*, 373, L47
- Jeffries, R. D. 1999, *MNRAS*, 309, 189
- Jones, B. F., Fischer, D., & Soderblom, D. R. 1999, *AJ*, 117, 330
- Laird, J. B., Carney, B. W., & Latham, D. W. 1988, *AJ*, 95, 1843
- Lambert, D. L., Heath, J. E., and Edvardsson, B. 1991, *MNRAS*, 253, 610
- Leonard, P. J. T. 1989, *AJ*, 98, 217
- Leonard, P. J. T., & Livio, M. 1995, *ApJ*, 447, L121
- Lombardi, J. C. Jr, Rasio, F. A., & Shapiro, S. L. 1996, *ApJ*, 468, 797
- Martín, E. L., & Claret, A. 1996, *A&A*, 306, 408
- Mateo, M., Harris, H. C., Nemec, J., & Olszewski, E. W. 1990, *AJ*, 100, 469
- Montalbán, J., & Schatzman, E. 1996, *A&A*, 305, 513
- Norris, J. E., Ryan, S. G., & Beers, T. C. 1997b, *ApJ*, 488, 350
- Norris, J. E., Ryan, S. G., & Beers, T. C. 1997c, *ApJ*, 489, L169
- Norris, J. E., Ryan, S. G., Beers, T. C., & Deliyannis, C. P. 1997a, *ApJ*, 485, 370
- Noyes, R. W., Jha, S., Korzennik, S. G., Krockenberger, M., Nisenson, P., Brown, T. M., Kennelly, E. J., & Horner, S. D. 1997, *ApJ*, 483, L111
- Piotto, G. 2000, “The Galactic Halo; from Globular Clusters to Field Stars” A. Noels, P. Magain, D. Caro, E. Jehin, G. Parmentier, & A. Thoul (eds) (U. Liège, Liège) in press
- Portegies Zwart, S. 2000, *Proc. Conf. The Influence of Binaries on Stellar Population Studies*, Brussels 2000, D. Vanbeveren (ed), in press
- Preston, G. W., & Landolt, A. U. 1999, *AJ*, 118, 3006
- Preston, G. P. & Sneden, C. 2000, in press
- Pritchett, C. J., & Glaspey, J. W. 1991, *ApJ*, 373, 105

- Proffitt, C. R., & Michaud, G. 1991, *ApJ*, 371, 584
- Rebolo, R., Molaro, P. & Beckman, J. E. 1988, *A&A*, 192, 192
- Ryan, S. G. 2000, *MNRAS*, 316, L35
- Ryan, S. G., Beers, T. C., Deliyannis, C. P., & Thorburn, J. A. 1996, *ApJ*, 458, 543
- Ryan, S. G. & Deliyannis, C. P. 1995, *ApJ*, 453, 819
- Ryan, S. G., Kajino, T., Beers, T. C., Suzuki, T., Romano, D., Matteucci, F., & Rosolankova, K. 2001, *ApJ*, 548 (20 Feb)
- Ryan, S. G., Norris, J. E., & Beers, T. C. 1998, *ApJ*, 506, 892
- Ryan, S. G., Norris, J. E., & Beers, T. C. 1999, *ApJ*, 523, 654
- Sandage, A. R. 1953, *AJ*, 58, 61
- Sandquist, E. L., Bolte, M., & Hernquist, L. 1997, *ApJ*, 477, 335
- Schatzman, E., 1993, *A&A*, 279, 431
- Schramm, D. N., Steigman, G., and Dearborn, D. S. P. 1990, *ApJ*, 359, L55
- Sills, A. P., Bailyn, C. D., & Demarque, P. 1995, *ApJ*, 455, L163
- Sills, A., Lombardi, J. C. Jr, Bailyn, C. D., Demarque, P., Rasio, F. A., & Shapiro, S. L. 1997, *ApJ*, 487, 290
- Spite, F. & Spite, M. 1982, *A&A*, 115, 357
- Spite, M., Maillard, J. P., & Spite, F. 1984, *A&A*, 141, 56
- Spite, M., Molaro, P., François, P., & Spite, F. 1993, *A&A*, 271, L1
- Spite, M., Spite, F., Cayrel, R., Hill, V., Depagne, E., Nordstrom, B., Beers, T., & Nissen, P. E. 2000, “The Evolution of the Light Elements: IAU Symp. 198” L. da Silva, R. de Medeiros, & M. Spite (eds), (ASP Conf Ser.), in press
- Stryker, L. L. 1993, *PASP*, 105, 1081
- Thorburn, J. A. 1992, *ApJ*, 399, L83
- Thorburn, J. A. 1994, *ApJ*, 421, 318
- Thorburn, J. A. & Beers, T. C. 1993, *ApJ*, 404, L13
- Turcotte, S., Richer, J., & Michaud, G. 1998, *ApJ*, 504, 559
- Ventura, P., Zeppieri, Mazzitelli, I., & D’Antona, F. 1998, *A&A*, 331, 1011
- Webbink, R. F. 1976, *ApJ*, 209, 829

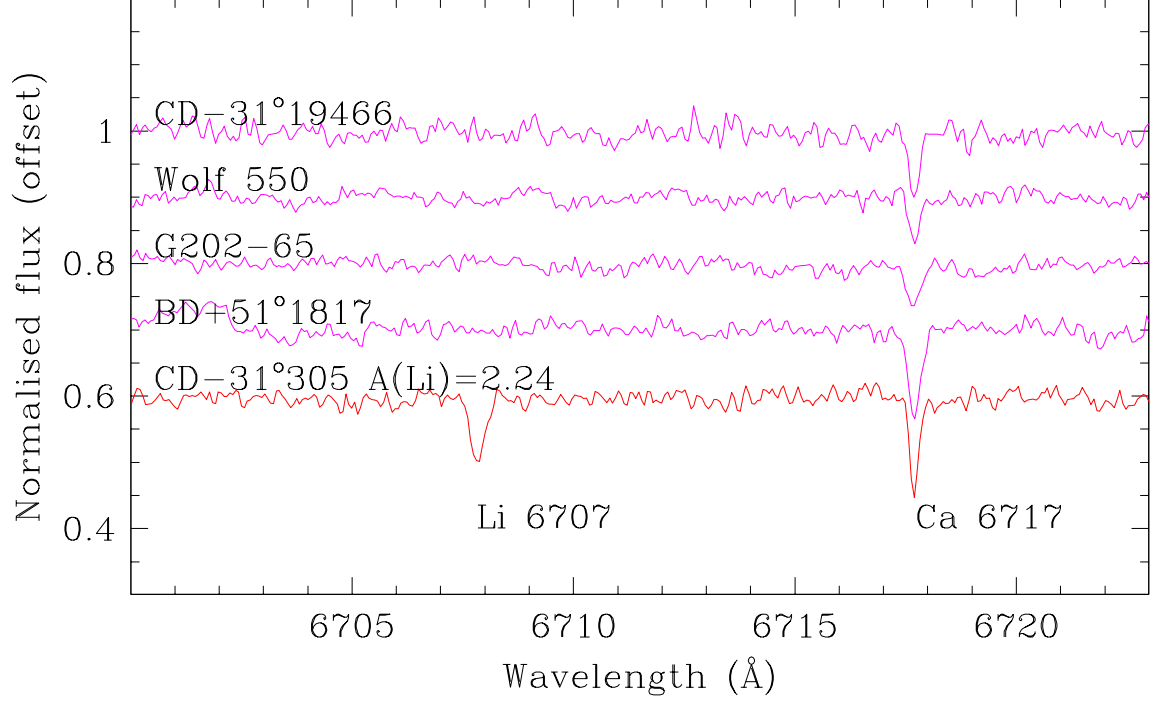


Fig. 1.— Figure 1: Spectra in the region of the Li 6707 doublet, in order of increasing $[\text{Fe}/\text{H}]$. A fifth star, CD-31°305, with Li abundance close to the Spite plateau, is shown for comparison.

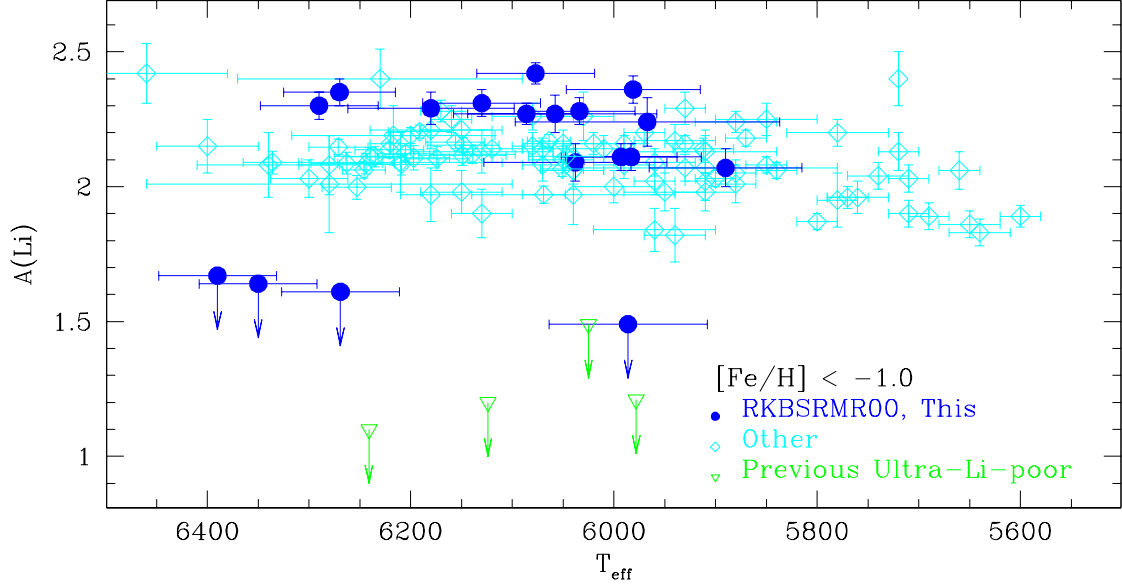


Fig. 2.— Figure 2: Variation of $A(\text{Li})$ with T_{eff} for halo dwarfs with $[\text{Fe}/\text{H}] < -1.0$. Three of the four ultra-Li-depleted stars are amongst the hottest in the sample, even though stars down to $T_{\text{eff}} = 5900$ K were included. *Solid circles*: Ryan et al. (2000) and this study; *open triangles*: previous Li-deficient observations (see Table 1); *open diamonds*: data from Rebolo et al. (1988), the compilation by Ryan et al. (1996), Ryan et al. (1999), Norris et al. (2000), and Spite et al. (2000).

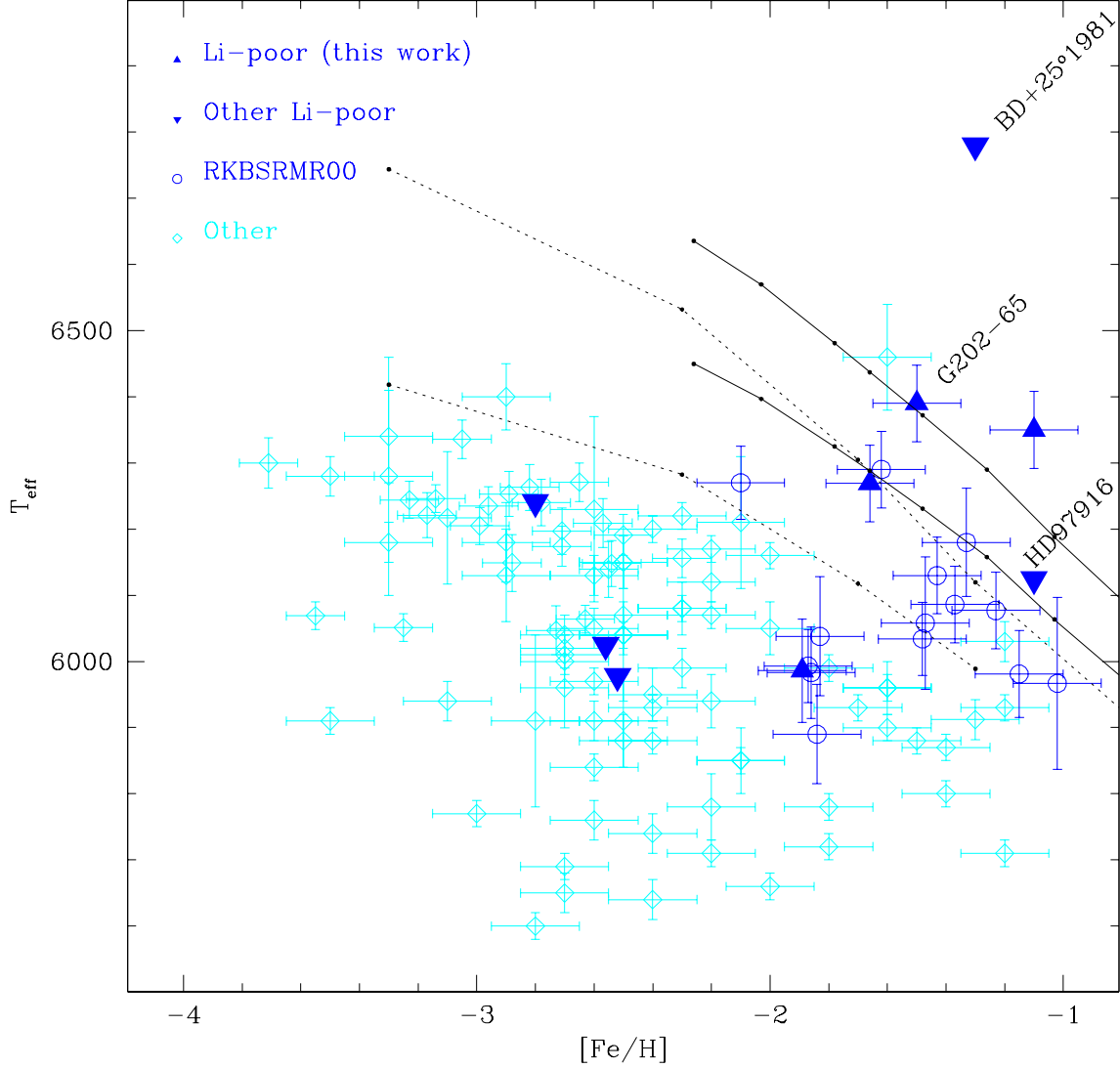


Fig. 3.— Figure 3: Location of halo stars with known $A(\text{Li})$ in the T_{eff} , $[\text{Fe}/\text{H}]$ plane. *Solid triangles*: ultra-Li-deficient stars; *open circles*: Ryan et al. (2001); *open diamonds*: as in Figure 2. The locus of turnoff stars of different metallicity are shown for 14 Gyr and 18 Gyr isochrones from Bergbusch & Vandenberg (1992; *solid curve*) and Green et al. (1987; *dotted curve*).

TABLE 1
PROGRAM STARS AND RELATED STARS FROM LITERATURE

Star	RA	Dec	V	B-V	V-R	R-I	<i>b</i> − <i>y</i>	E(B-V)	[Fe/H]	<i>T</i> _{eff} K	<i>σ</i> _{<i>T</i>} K	Tel _a	S/N	W mÅ	<i>σ</i> _W mÅ	<i>A</i> (Li) _b	<i>σ</i> _{<i>A</i>(Li)_b}	Bir	
(a) Ultra-Li-deficient stars (this program)																			
CD−31°19466	G275-111	234736	−305048	11.41	0.44	0.29	0.3	0.00	−1.89	5986	78	A	65	<7.5	2.8	<1.49	0.05	...	
BD+51°1817	G177-23	130630	512006	10.23	0.38			0.00	−1.10	6345	55	W	83	<5.7	2.1	<1.64	0.04	Y	
G202-65		163430	455754	11.22	0.36			0.00	−1.50	6390	55	W	82	<6.0 ^c	2.2	<1.67	0.04	Y	
Wolf 550	G66-30	144736	010254	11.03	0.40	0.27	0.29	0.305	0.03	−1.66	6269	55	W	78	<6.3 ^d	2.4	<1.61	0.04	Y
(b) Other Halo Ultra-Li-deficient stars ^e																			
G122-69		120031	473612	12.42	0.43			0.00	−2.52	5978		^f	200	<3		<1.10		N	
G139-8		165930	161332	11.49	0.48			0.06	−2.56	6025		^f	115	<5		<1.39		N	
G186-26		202237	245331	10.82	0.40			0.02	−2.80	6241		^f	255	<2		<1.08		N	
HD 97916		111319	022135	9.23	0.38			0.00	−1.1	6124		^h	120	<3		<1.2		Y	
BD+25°1981	G9-16	084128	245859	9.29	0.30			0.00	−1.3	6780		ⁱ	160	<3.7		≤1.75		Y	
(c) Halo Stars with <i>T</i> _{eff} > 6300 K but Normal Li Abundances																			
CS 22964-214		200229	−393617	13.66	0.40			0.05	−3.3	6340	79	^{f,j}	70	16	4.1	2.08	0.12		
BD+72°94		014302	731321	9.95	0.41		0.30	0.309	0.06:	−1.6	6460	82	^{k,j}	80	27	6.0	2.42	0.11	N
CS 22873-139A		200145	−592547	13.83	0.37			0.03	−2.9	6400	62	^{f,j}	75	17	3.9	2.15	0.10		
LP 815-43		203521	−203630	10.91	0.38	0.26	0.30	0.304	0.03	−3.05	6340	55	^l	127	16	1.6	2.09	0.04	

^aA = This, AAT; W = This, WHT

^bFor stars with no Li detections, W and $A(\text{Li})$ are based on the $3\sigma_W$ limit. The quoted uncertainties $\sigma_{A(\text{Li})}$ for their abundances reflect the σ_T uncertainty.

^cHobbs & Mathieu (1991) give an even more severe 3σ limit, $W \leq 4.6$ mÅ and $A(\text{Li}) \leq 1.69$.

^dSpite et al. (1993) give a 1.3σ limit $W \leq 4$ mÅ and $A(\text{Li}) \leq 1.45$ (at $T_{\text{eff}} = 6300$ K).

^eCS 29527-015, for which Thorburn & Beers (1993) obtained an upper-limit $A(\text{Li}) < 1.83$, has been reobserved by Spite et al. (2000) yielding $A(\text{Li}) = 2.08$, thus removing it from lists of potentially ultra-Li-poor objects.

^fThorburn 1994

^gLatham (1999, priv. comm.); supercedes Carney et al. (1994) designation as a suspected binary.

^hSpite et al. 1984

ⁱHobbs & Mathieu 1991

^jRyan et al. 1996

^kRebolo et al. 1988

^lRyan et al. 1999