

BIG-BANG NUCLEOSYNTHESIS PREDICTIONS FOR PRECISION COSMOLOGY

SCOTT BURLES^{1,2}, KENNETH M. NOLLETT^{3,4}, AND MICHAEL S. TURNER^{2,3,5}*Submitted to ApJ Letters*

ABSTRACT

The determination of the primeval deuterium abundance has opened the precision era in big-bang nucleosynthesis (BBN), and accurate predictions are a key to fully exploiting BBN. We present new, more precise predictions for the light-element abundance yields, errors, and correlations in analytic form. Using these results we infer: baryon density $\Omega_B h^2 = 0.0189 \pm 0.0019$, depletion of ^7Li in old halo stars $d_7 = 0.28 - 0.53$, and stellar depletion of ^3He $d_{23} = 0.54 - 1.4$ (all at 95% confidence). Consistency of the BBN predictions and light-element abundances hinges on some depletion of ^7Li in old halo stars.

Subject headings: nuclear reactions, nucleosynthesis, abundances – cosmology : theory

1. INTRODUCTION

The BBN prediction of a large primeval abundance of ^4He ($Y_P \approx 0.25$) was the first success of the hot big-bang model. For two decades the consistency of the BBN predictions for the abundances of D, ^3He , ^4He and ^7Li with their inferred primeval abundances has been a crucial test of the consistency of the standard cosmology at early times ($t \sim 1$ sec). Further, BBN has been used to “inventory” ordinary matter at a simpler time and to probe fundamental physics (e.g., limiting the number of light neutrino species) (see e.g., Schramm & Turner 1998 or Olive et al. 2000).

With the detection of the deuterium Ly- α feature in the absorption spectra of high-redshift ($z > 2$) quasars and the accurate determination of the primeval abundance of deuterium, $(\text{D}/\text{H})_P = (3.3 \pm 0.25) \times 10^{-5}$ (Burles & Tytler 1998a,b; Tytler et al. 2000) BBN has entered a new precision era (Schramm & Turner 1998). Because its abundance depends strongly upon the baryon density and its subsequent chemical evolution is so simple (astrophysical processes only destroy D), deuterium can accurately peg the baryon density. Once determined, the baryon density allows the abundances of ^3He , ^4He and ^7Li to be predicted. These predictions can be used to test the consistency of the big-bang framework and to probe astrophysics.

Because its chemical evolution is also simple (stars produce ^4He), the predicted ^4He abundance, $Y_P = 0.246 \pm 0.001$ (Lopez & Turner 1999), can be used as a consistency test of BBN and the standard cosmology. Presently, possible systematic error precludes a clear answer (Olive et al. 2000). Because the ^7Li abundance in old pop II stars may be depleted, lithium probes both stellar models and the consistency of the standard cosmology.

The sum $\text{D} + ^3\text{He}$ is of use in studying the chemical evolution of the Galaxy: stars burn D to ^3He ; low-mass stars are expected to be net producers of ^3He , and high-mass stars destroy ^3He (Iben & Truran 1978; Dearborn, Schramm, & Steigman 1986). Thus, the evolution of $\text{D} + ^3\text{He}$ measures the net stellar production of ^3He (Yang et al. 1984).

One key to realizing BBN’s full potential in the precision era of cosmology is accurate and reliable predictions. With this in

mind, we have recently used Monte Carlo techniques (Burles et al. 1999; Nollett & Burles 2000) to directly link the calculated abundances to the nuclear data. This removes arbitrariness of weighting and modelling data found in other approaches (see e.g., Smith et al. 1993; Fiorentini et al. 1999; Vangioni-Flam et al. 2000; Esposito et al. 2000). Not only have we have tied the uncertainties in the predicted abundances more tightly to the nuclear-physics measurements, but in the process we have also reduced the error estimates significantly.

In this *Letter* we present our results in the form of analytic fits for the abundances and their error matrix and use these predictions and our assessment of the light-element abundances to make inferences about the baryon density, the consistency of BBN, ^7Li depletion and stellar ^3He production.

2. ANALYTIC RESULTS

Our Monte Carlo method produces realizations of each and every laboratory cross-section measurement, distributed according to its published error estimate, including correlated uncertainties. For each baryon density we perform 25 000 realizations of all the data to generate the distribution of BBN yields. The “best value” abundances are the means of these distributions, while uncertainties are derived from the variances and covariances of the abundance distributions (see Fig. 1). More details are given in Burles et al (1999), and Nollett & Burles (2000).

We have fitted our results for the abundances, their variances, and correlation matrix to fifth-order polynomials in $x \equiv \log_{10} \eta + 10$, where η is the baryon-to-photon ratio just after BBN; see Tables 1–3. Applicable over the range $0 \leq x \leq 1$, our fits are accurate to better than 0.2% for the abundances (better than 0.1% for ^4He) and 10% for the variances. The abundances vary by orders of magnitude, and so we have fitted the means and variances of their base-ten logarithms. Because our estimates for the uncertainties are small,

$$\text{Var}(Y_i) = (\bar{Y}_i / 0.4343)^2 \text{Var}(\log_{10} Y_i), \quad (1)$$

where Y_i is baryon fraction for ^4He and number relative to Hydrogen for the other elements, and \bar{Y}_i is its mean over the output

¹ Experimental Astrophysics, Fermi National Accelerator Laboratory, Box 500, Batavia, IL 60510-0500

² Department of Astronomy and Astrophysics, Enrico Fermi Institute, 5640 S. Ellis Avenue, The University of Chicago, Chicago, IL 60637-1433

³ Department of Physics, The University of Chicago, Chicago, IL 60637

⁴ Physics Department MS 161-33, California Institute of Technology, Pasadena, CA 91125

⁵ NASA/Fermilab Astrophysics Center, Fermi National Accelerator Laboratory, Box 500, Batavia, IL 60510-0500

yields. The covariance matrix ρ_{ij} is written in terms of the variances and a correlation matrix r_{ij} :

$$\rho_{ij} = r_{ij} \sqrt{\text{Var}(Y_i) \text{Var}(Y_j)}. \quad (2)$$

Finally, because BBN produces ${}^7\text{Li}$ by two distinct processes, direct production and indirect production through ${}^7\text{Be}$ with subsequent electron capture to ${}^7\text{Li}$, we have split the ${}^7\text{Li}$ yield into these two pieces to obtain more accurate fits. The mean prediction for ${}^7\text{Li}$ is just the sum of the two contributions; the variance is

$$\text{Var}(Y_7) = \text{Var}(Y_{\text{Li}}) + \text{Var}(Y_{\text{Be}}) + 2\rho_{\text{Li,Be}}. \quad (3)$$

The covariance between the total BBN ${}^7\text{Li}$ and another element is

$$\rho_{i,7} = \rho_{i,\text{Li}} + \rho_{i,\text{Be}}. \quad (4)$$

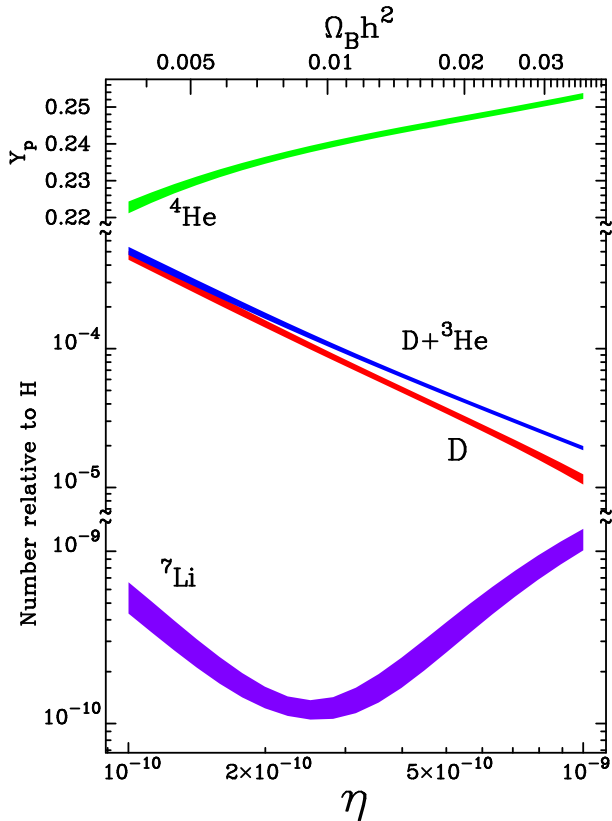


FIG. 1. Predicted big-bang abundances of the light elements; shown as bands of 95% confidence.

3. IMPLICATIONS

Here we must adopt values for the observed abundances of the light elements. Properly done, this would be a review article. Instead, we will state our choices with brief justification and point the reader interested in more detail to the relevant literature.

Based upon the work of Tytler and his collaborators on the deuterium abundance in high-redshift Lyman- α absorbers, we take $(\text{D}/\text{H})_p = (3.3 \pm 0.25) \times 10^{-5}$. We believe that the deuterium abundance measured in three separate systems and the six upper limits make a strong case for this value (Burles & Tytler 1998a,b; Kirkman et al. 1999; Tytler et al. 2000; O’Meara et al. 2000).

For the present abundance of $\text{D}+{}^3\text{He}$ we use measurements of both elements made in the local ISM. The deuterium abundance, $\text{D}/\text{H} = (1.5 \pm 0.1 \pm 0.5) \times 10^{-5}$, comes from HST measurements along 12 lines of sight to nearby hot, young stars (Linsky 1995; Piskunov 1997; Linsky 1998). The first error is statistical, and the second error represents the possibility of scatter due to spatial variations (Vidal-Madjar & Gry 1984; Linsky 1998; Vidal-Madjar et al. 1999; Sonneborn et al. 2000); as it turns out, both errors are subdominant to the uncertainty in ${}^3\text{He}$. Gloecker & Geiss (1998) have determined the ratio of ${}^3\text{He}$ to ${}^4\text{He}$ in the local ISM using the pick-up ion technique. Allowing for a local ${}^4\text{He}$ mass fraction between 25% and 30%, their measurement translates to ${}^3\text{He}/\text{H} = (2.2 \pm 0.8) \times 10^{-5}$ and $(\text{D}+{}^3\text{He})/\text{H} = (3.8 \pm 0.9) \times 10^{-5}$.

Because we will be using BBN to test the possibility of ${}^7\text{Li}$ depletion in old pop II stars, we seek the present abundance in such stars. Based upon the work of Bonifacio & Molaro (1997) and the more recent work of Ryan et al. (1999), we adopt ${}^7\text{Li}/\text{H} = (1.3 \pm 0.13) \times 10^{-10}$. (Ryan et al. argue for some depletion and some post-BBN production by cosmic-ray spallation, and then infer the primordial abundance taking account of both. To infer the present abundance in halo stars, we take the median of their sample.)

The primordial abundance of ${}^4\text{He}$ is best inferred from HII regions in metal-poor, dwarf emission-line galaxies. While the measurement of the ${}^4\text{He}$ abundance is one of the most accurate in astrophysics, there is no consensus on the third significant figure and still much discussion of systematic error.

Olive et al (1997) have compiled a large sample of objects and find $Y_p = 0.234 \pm 0.002$. On the other hand, Izotov & Thuan (1998) have assembled a newer, more homogeneous sample and find $Y_p = 0.244 \pm 0.002$. Further, they have shown that at least one of the most metal-poor objects (IZw18) used in the Olive et al analysis suffered from stellar absorption, and argue that this and possibly other metal-poor objects in this sample explain the lower value for Y_p obtained. Ballantyne et al. (2000) argue that the Izotov and Thuan sample should be corrected upward by a small amount ($\Delta Y_p = 0.002$) for the neutral and doubly ionized ${}^4\text{He}$; Viegas et al (2000) agree that the effect is small, but recommend no correction. A recent study of different parts of a single HII region in the SMC suggests $Y = 0.241 \pm 0.002$ (Peimbert et al. 2000), which must be corrected downward to infer Y_p . Because of the homogeneity of the Izotov and Thuan sample and the possible corruption of the Olive et al sample by stellar absorption, with caution we adopt $Y_p = 0.244 \pm 0.002$.

Using these abundances we have constructed separate likelihood functions for the baryon-to-photon ratio η from the abundances of D, $\text{D}+{}^3\text{He}$, ${}^4\text{He}$ and ${}^7\text{Li}$; see Fig. 2. While the D, $\text{D}+{}^3\text{He}$ and ${}^4\text{He}$ abundances are all consistent with $\eta \approx 5 \times 10^{-10}$, most accurately pegged by D, the ${}^7\text{Li}$ abundance favors a significantly lower value. We find $\chi^2 = 39.8$ for 4 degrees of freedom. This is the well known lithium problem: the deuterium-inferred value for the baryon density predicts a ${}^7\text{Li}$ abundance that is about 3σ larger than that measured in old pop II halo stars (see e.g., Burles et al. 1999; or Olive et al. 2000).

Since it is possible, indeed stellar models suggest, that there has been some depletion of ${}^7\text{Li}$ in old halo stars, we will introduce a model parameter, d_7 , which is the ratio of the present abundance of ${}^7\text{Li}$ in old pop II stars to its primordial abundance. (If cosmic-ray production is significant, then d_7 represents the net depletion/production factor.) Further, there is no reason to believe that the present abundance of $\text{D}+{}^3\text{He}$ reflects the pri-

TABLE 1
 FITS TO THE ABUNDANCES, $\log_{10} \bar{Y}_i = \sum_i a_i x^i$.

Nuclide	a_0	a_1	a_2	a_3	a_4	a_5
Y_p	-0.6521	0.1058	-0.1054	0.0755	-0.0243	0.0035
D/H	-3.3287	-1.6277	-0.2286	0.7794	-0.6207	0.0846
$^3\text{He}/\text{H}$	-4.4411	-0.7955	0.4153	-0.9909	1.0925	-0.3924
(D+ ^3He)/H	-3.2964	-1.5675	-0.1355	0.8018	-0.7421	0.2225
$^7\text{Li}/\text{H}$	-9.2729	-2.1707	-0.6159	4.1289	-3.6407	0.7504
$^7\text{Be}/\text{H}$	-12.0558	3.6027	2.7657	-6.5512	4.4725	-1.1700

TABLE 2
 FITS TO THE VARIANCES, $\text{Var}(\log_{10} Y_i) = \sum_i a_i x^i$.

Nuclide	a_0	a_1	a_2	a_3	a_4	a_5
$10^5 Y_p$	0.2544	-1.3463	4.0384	-6.3448	4.9910	-1.5446
$10^3 (\text{D}/\text{H})$	0.2560	0.1379	-2.3363	5.0495	-4.6972	1.9351
$10^3 (^3\text{He}/\text{H})$	0.0776	0.1826	-0.7725	1.5357	-0.9106	0.1522
$10^3 (\text{D}+^3\text{He})/\text{H}$	0.2181	-0.0287	-1.6284	3.5182	-2.8499	0.8323
$10^2 (^7\text{Li}/\text{H})$	0.2154	-0.0049	-1.7200	4.0635	-3.8618	1.3946
$10^2 (^7\text{Be}/\text{H})$	0.7970	1.2036	-6.5462	6.0483	-0.2788	-1.1190

TABLE 3
 FITS TO THE CORRELATION COEFFICIENTS, $r_{j,k} = \sum_i a_i x^i$.

Coefficient j, k	a_0	a_1	a_2	a_3	a_4	a_5
Y_p D	-0.8121	0.6430	3.3284	-7.2925	5.6748	-1.5914
Y_p ^3He	0.2129	1.3468	-8.3646	15.8093	-12.8939	3.9055
Y_p D + ^3He	-0.8091	0.6468	3.3848	-7.4565	5.7605	-1.5838
Y_p ^7Li	-0.3630	-0.1017	5.1531	-10.3563	7.5445	-1.8680
Y_p ^7Be	0.7744	-0.3414	-4.0492	8.4836	-6.7167	1.9345
D ^3He	-0.1924	-1.9722	8.2683	-13.6301	8.1108	-1.2999
D D + ^3He	0.9995	-0.0238	0.1229	-0.2574	-0.1625	0.1352
D ^7Li	0.4219	0.2824	-0.9063	-6.9928	14.5503	-6.8278
D ^7Be	-0.8820	-0.0647	-0.4330	3.9867	-4.9394	1.6666
^3He D + ^3He	-0.1526	-1.7701	7.2981	-9.4669	3.7557	0.1560
^3He ^7Li	-0.1321	-0.8465	3.1187	0.7518	-6.1419	2.9935
^3He ^7Be	0.3293	1.6390	-6.3839	8.9361	-4.2279	0.3574
D + ^3He ^7Li	0.4186	0.3165	-1.2759	-6.0646	14.4155	-7.2783
D + ^3He ^7Be	-0.8744	-0.0455	-0.3596	3.9249	-4.6197	1.5773
^7Li ^7Be	-0.4091	-0.1971	-0.5008	11.8943	-19.0115	8.0258

mordial sum, so we introduce an analogous factor, d_{23} , which is the ratio of the present abundance of $D+{}^3\text{He}$ to its primordial abundance. ($d_{23} > 1$ corresponds to net stellar production of ${}^3\text{He}$ while $d_{23} < 1$ corresponds to net stellar destruction of ${}^3\text{He}$.)

Fig. 3 shows the marginalized distributions for the two depletion factors. The most likely value for d_7 is 0.38, with 95% confidence interval 0.28–0.53. That is, consistency between the deuterium-predicted ${}^7\text{Li}$ abundance and the pop II abundance requires a depletion factor of slightly greater than two. Such depletion can be achieved in stellar models and still be consistent with other observational constraints including the plateau in ${}^7\text{Li}$ abundance in old pop II stars and the detection of ${}^6\text{Li}$ in several stars (see e.g., Vauclair & Charbonnel 1995; Pinsonneault et al. 1999).

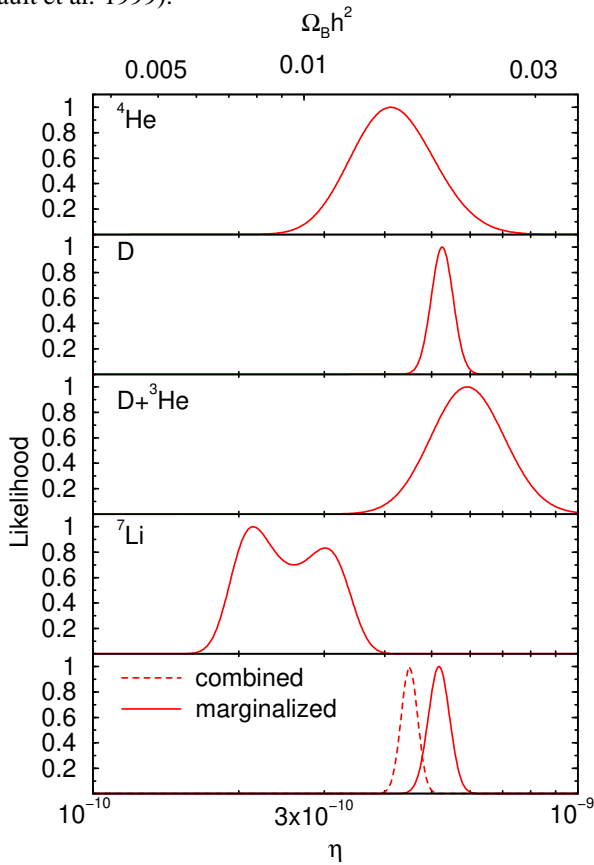


FIG. 2. Likelihood functions, normalized to unit maximum, for η derived from single-nuclide analyses (top four panels) and from simultaneous analysis of all four abundances and their covariances (bottom panel). In the “combined” analysis, no allowance is made for depletion of ${}^7\text{Li}$ or $D+{}^3\text{He}$; in the “marginalized” analysis the likelihood for η is marginalized over the depletion parameters d_7 and d_{23} .

The most likely value for d_{23} is 0.83, with 95% confidence interval 0.54–1.4. This favors net stellar destruction of ${}^3\text{He}$, but does not rule out moderate stellar production. This is somewhat surprising since most models of the chemical evolution of ${}^3\text{He}$ suggest a significant increase in $D+{}^3\text{He}$ due to the production of ${}^3\text{He}$ by low mass stars (Iben & Truran 1978; Dearborn, Schramm, & Steigman 1986); however, Wasserburg, Boothroyd, & Sackmann (1995) argue that ${}^3\text{He}$ destruction is possible.

To be precise, BBN and the light-element abundances fix the baryon-to-photon ratio at the time of BBN ($t \sim 200$ sec). To relate η to the present baryon density ($\Omega_B h^2$) one needs to know

the present photon temperature ($T = 2.725 \text{ K} \pm 0.001 \text{ K}$) and the average mass per baryon number ($\bar{m} = 1.6705 \times 10^{-24} \text{ g}$ for the post-BBN mix or solar abundance), and make the assumption that the expansion has been adiabatic since BBN. Then, η and the baryon density are related by

$$\Omega_B h^2 = 3.650 \times 10^7 \eta_{\text{BBN}}. \quad (5)$$

Finally, we have computed the likelihood function for the baryon density using the abundances of all four light elements and marginalizing over the two depletion factors. We find: $\eta = (5.2 \pm 0.5) \times 10^{-10}$, which within the standard cosmology translates to $\Omega_B h^2 = 0.0189 \pm 0.0019$ (95% confidence). The baryon density is driven almost entirely by deuterium: using the deuterium alone we find $\Omega_B h^2 = 0.0192 \pm 0.0019$.

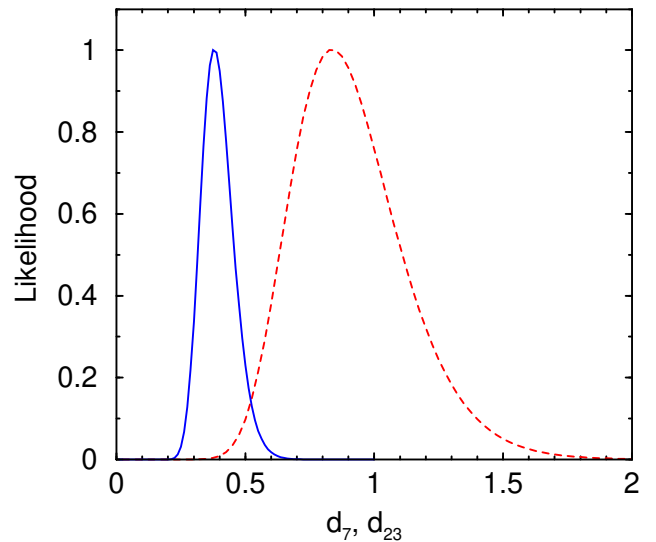


FIG. 3. Marginalized likelihoods for d_7 (solid curve) and d_{23} (broken curve).

4. CONCLUDING REMARKS

Big-bang nucleosynthesis has played a crucial role in establishing the standard hot big-bang cosmology. Precise predictions are a must if BBN is to play a similarly important role in the era of precision cosmology. We have presented analytical fits for our new, more accurate predictions for the light-elements abundances and their error matrix. Because of renewed interest in more accurately determining key nuclear rates, we expect further improvement in the future (see e.g., Schreiber et al. 2000; Rupak 2000).

Using our results and the extant data for the abundances of D , $D+{}^3\text{He}$, ${}^4\text{He}$ and ${}^7\text{Li}$, we have inferred values for the baryon density, $\Omega_B h^2 = 0.0189 \pm 0.0019$, the (net) depletion of ${}^7\text{Li}$ in old halo stars, $d_7 = 0.28 - 0.53$, and (net) stellar destruction of ${}^3\text{He}$, $d_{23} = 0.54 - 1.4$ (all at 95% confidence). Saying this another way, the current BBN predictions and measured light-element abundances are only consistent if there has been about a factor of two depletion of ${}^7\text{Li}$ in old halo stars.

The depletion of ${}^7\text{Li}$ in old halo stars we find is at the high end of what stellar models predict, but still consistent. The slight decrease in $D+{}^3\text{He}$, rather than the expected increase, is surprising and may be a new clue to the evolution of low-mass stars, which were believed to be net producers of ${}^3\text{He}$.

The BBN prediction for the baryon density has recently been tested by measurements of cosmic microwave background (CMB) anisotropy. The physics underlying this method is very

different – gravity-driven acoustic oscillations in the Universe at 400,000 yrs – but the result is similar: $\Omega_B h^2 = 0.032^{+0.009}_{-0.008}$ at 95% cl (Jaffe et al. 2000). While there is about a 2σ difference, this first result from CMB anisotropy confirms the long-standing BBN prediction of a low baryon density, and with it, the need for nonbaryonic dark matter.

Measuring the primordial deuterium abundance has opened the precision era for BBN. Much still remains to be done. Additional deuterium systems will put the deuterium abundance

on even firmer footing and sharpen the BBN prediction for the baryon density. A host of new CMB anisotropy measurements will refine the CMB test of the BBN prediction, ultimately to the level of one percent or better. Pinning down the third significant figure for the ^4He abundance will make it an important test of BBN and the standard cosmology. If the CMB and ^4He consistency tests are passed, our results indicating a factor of two ^7Li depletion and little net stellar production of ^3He will carry much greater weight.

REFERENCES

- Bania, T. M., Rood, R. T. & Balser, D. S. 2000, in *The Light Elements and Their Evolution*, ed. L. da Silva, M. Spite, & J. R. de Medeiros, ASP Conference Series
- Ballantyne, D. R., Ferland, G. J. & Martin, P. G. 2000, *ApJ*, 536, 773
- Bonifacio, P. & Molaro P. 1997, *Mon. Not. R. astron. Soc.*, 285, 847.
- Burles, S., Nollett, K. M., Truran, J. W. & Turner, M. S. 1999, *Phys. Rev.*, 82, L4176
- Burles, S. & Tytler, D. 1998a, *ApJ*, 499, 699
- Burles, S. & Tytler, D. 1998b, *ApJ*, 507, 732
- Dearborn, D.S.P., Schramm, D.N. & Steigman, G. 1986, *ApJ*, 302, 35
- Esposito, S., Mangano, G., Miele, G. & Pisanti, O. 2000, *Nucl. Phys. B.* 568, 421
- Fiorentini, G., Lisi, E., Sarkar, S. & Villante, F. L. 1998, *Phys. Rev. D*, 58, 063506
- Gloeckler, J. & Geiss, G. 1998, *Space Sci. Rev.*, 84, 239
- Iben, I. & Truran, J.W. 1978, *ApJ*, 220, 980
- Izotov, Y. I. & Thuan, T. X. 1998, *ApJ*, 500, 188
- Jaffe, A. H. et al. astro-ph/0007333.
- Kirkman, D., Tytler, D., Burles, S., Lubin, D. & O'Meara, J. M. 2000, *ApJ*, 529, 655
- Linsky, J. L. 1998, *Space Sci. Rev.*, 84, 285
- Linsky, J. L. et al. 1995, *ApJ*, 451, 335
- Lopez, R. E. & Turner, M. S. 1999, *Phys. Rev. D.*, 59, 103502
- Nollett, K. M. & Burles, S. 2000, *Phys. Rev. D*, 61, 123505
- Olive, K. A., Steigman, G. & Skillman, E. D. 1997, *ApJ*, 483, 788
- Olive, K. A., Steigman, G. & Walker, T. P. 2000, *Phys. Rept.*, 389, 333
- O'Meara, J. M. et al. 2000, in preparation
- Peimbert, M., Peimbert, A. & Ruiz, M. T. 2000, (astro-ph 0003154)
- Pinsonneault, M. H. et al 1999, *ApJ*, 527, 180
- Piskunov, N. et al. 1997, *ApJ*, 474, 315
- Rupak, G. 2000, *Nucl. Phys. A.*, 678, 405
- Ryan, S. G., Norris, J. E. & Beers, T. C. 1999, *ApJ*, 523, 654
- Ryan, S. G., Beers, T. C., Olive, K. A., Fields, B. D. & Norris, J. E. 2000, *ApJ*, 530, L57
- Schramm, D. N. & Turner, M. S. 1998, *Rev. Mod. Phys.*, 70, 303
- Schreiber, E. C. et al 2000, *Phys. Rev. C.*, 61, 061604
- Smith, M. S., Kawano, L. H. & Malaney, R. A. 1993, *ApJS*, 85, 219
- Sonneborn, G. et al 2000, *ApJ*, in press
- Tytler, D. et. al. 2000, *Physica Scripta*, T85, 12
- Vangioni-Flam, E., Coc, A. & Casse, M. 2000, *A & A*, in press
- Vauclair, S. & Charbonnel, C. 1995, *A & A*, 295, 715
- Vidal-Madjar, A. & Gry, C. 1984, *A & A*, 138, 285
- Vidal-Madjar, A. et al 1998, *A & A*, 338, 694
- Viegas, S. M., Gruenwald, R. & Steigman, G. 2000, *ApJ*, 531, 813
- Wasserburg, G.J., Boothroyd, A.I. & Sackmann, I.-J. 1995, *ApJ*, 447, L37
- Yang, J. et al 1984, *ApJ*, 281, 493