

# Mass estimates in short–period compact binaries

U. Kolb<sup>1</sup>, A. R. King<sup>2</sup> and I. Baraffe<sup>3</sup>

<sup>1</sup> *Department of Physics & Astronomy, The Open University, Walton Hall, Milton Keynes, MK7 6AA (u.c.kolb@open.ac.uk)*

<sup>2</sup> *Department of Physics & Astronomy, University of Leicester, Leicester, LE1 7RH (ark@star.le.ac.uk)*

<sup>3</sup> *Ecole Normale Supérieure de Lyon, C.R.A.L. (UMR 5574 CNRS), F-69364 Lyon Cedex 07, France (ibaraffe@ens-lyon.fr)*

MNRAS, in press (September 2000)

## ABSTRACT

Using stellar models we investigate the relation between mass and the spectral type of the secondary star in low–mass short–period compact binaries such as cataclysmic variables and soft X–ray transients. Allowing for different mass transfer rates and different system ages prior to mass transfer we find that the secondaries should populate a band in the spectral type vs. mass plane. The mass  $M_{\text{ms}}$  of a ZAMS star with the same spectral type as the donor is effectively an upper limit to the donor mass. The lower mass limit for a given spectral type depends on the mixing length parameter. If this is large, there is no lower limit if the spectral type is later than K6. The band width decreases from  $0.4M_{\odot}$  at K6 to less than  $0.2M_{\odot}$  at K0. If the mixing length parameter is small, there is no lower mass limit if the spectral type is later than M2, and the band width decreases from  $0.2M_{\odot}$  at M2 to less than  $0.1M_{\odot}$  for types earlier than K0.

We also point out an error in the method suggested by Beekman et al. (1997) to estimate the primary mass in a soft X–ray transient.

**Key words:** accretion, accretion discs — instabilities — X–rays: stars — binaries: close — novae, cataclysmic variables — stars: evolution — stars: low–mass

## 1 INTRODUCTION

Reliable mass estimates for the stellar components of compact binaries, i.e. cataclysmic variables (CVs) and X–ray binaries (XBs), are notoriously difficult to obtain. Except for the few double–lined eclipsing systems a successful mass determination hinges on an estimate of the orbital inclination and on subtleties in defining the effective dynamical centre of the emission from the donor star (see e.g. Smith & Dhillon 1998).

In practice, masses in short–period CVs or XBs are often estimated with the assumption that the donor star (the secondary) obeys a main–sequence mass–radius relation. A simple consequence of Roche geometry and Kepler’s law is that in a semidetached binary the orbital period  $P$  and the mean density of the donor are related via

$$P_h = k_2 \left( \frac{r_2^3}{m_2} \right)^{1/2} \quad (1)$$

(e.g. King 1988). Here  $P_h$  denotes the period in hr,  $r_2$  and  $m_2$  the radius  $R_2$  and mass  $M_2$  of the donor star in solar units. The coefficient  $k_2$  is a weak function of mass ratio  $q = M_2/M_1$  ( $M_1$  is the primary mass), with  $k_2 \simeq 8.86$  for  $q \lesssim 1$ . If the secondary is in the core hydrogen burning phase its radius can be expressed as

$$r_2 = r m_2^{\alpha}, \quad (2)$$

usually with  $\alpha \simeq 1$ ,  $r \simeq 1$ , so that (1) reads

$$P_h \simeq 9 m_2. \quad (3)$$

In short–period ‘j–driven’ compact binaries, where the orbital angular momentum losses drive mass transfer, the donor star can deviate from this standard mass–radius relation mainly for the two following reasons.

(i) The secondary experiences continuous mass loss which perturbs thermal equilibrium. The surface luminosity is no longer in balance with the luminosity generated in the core by nuclear reactions, and the difference causes the star to expand or contract. Mass–losing main–sequence stars are smaller than in thermal equilibrium when they are predominantly radiative, i.e. for  $m_2 \gtrsim 0.6$ , while they are oversized if they are predominantly convective, i.e. for  $m_2 \lesssim 0.6$  (e.g. Whyte & Eggleton 1983; Stehle et al. 1996; Baraffe & Kolb 2000).

(ii) The donor star could have evolved off the zero–age main–sequence (ZAMS) prior to mass transfer. Once mass transfer is under way the nuclear state at the onset of mass transfer is effectively frozen in. Once sufficiently low–mass, these donors mimic stars that are older than a Hubble time. Recently, Baraffe & Kolb (2000; see also Kolb & Baraffe 2000) argued that the observed late spectral type of CV secon-

daries provide strong evidence that a large fraction of CV secondaries have evolved off the ZAMS prior to mass transfer. Similarly, theoretical arguments suggest that the majority of short-period neutron-star XBs form with fairly massive donors ( $m_2 \gtrsim 1$ ), allowing them to age prior to mass loss. The constant  $r$  in (2) can therefore vary significantly.

Applying (3) to estimate the donor mass would usually give a value which is larger than the real mass. The donor is *undermassive* compared to a ZAMS star that fills the Roche lobe in the given binary.

In the following we show that the effective temperature of the donor star — and hence its spectral type — is much less sensitive to the effects of mass loss and nuclear ageing than the radius. Using the latest generation of low-mass star models we explore theoretically to what extent the spectral type provides a reasonable estimate of the donor mass. In addition, we reconsider Beekman et al.'s (1997) attempt to place a lower limit on the black hole (or neutron star) mass in soft X-ray transients.

## 2 THE STELLAR CODE

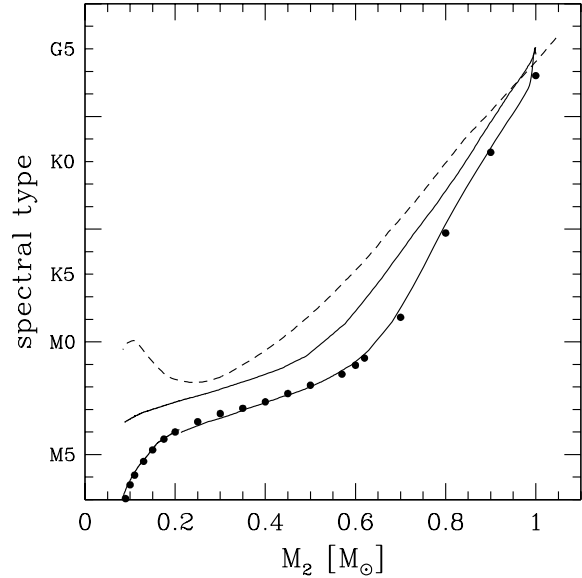
For our numerical experiments we employ the latest generation of low-mass star and brown dwarf models by Baraffe et al. (1995, 1997, 1998, henceforth summarized as BCAH models) which represent a significant improvement in the quantitative description of stars with mass  $\lesssim 1 M_\odot$ .

The main strengths of the models are in two areas: the microphysics determining the equation of state in the stellar interior, and the non-grey atmosphere models which enter as the outer boundary condition. The equation of state (Saumon, Chabrier and Van Horn 1995) is specifically calculated for very low-mass stars, brown dwarfs and giant planets. Recent much improved cool atmosphere models (Hauschildt et al. 1999; see also the review of Allard et al. 1997) now provide realistic atmosphere profiles, which we use as the outer boundary condition, and synthetic spectra. Chabrier & Baraffe (1997) have shown that evolutionary models employing a grey atmosphere instead, e.g. the standard Eddington approximation, overestimate the effective temperature for a given mass, and yield too large a minimum hydrogen burning mass.

For a more detailed description of the code and the numerous tests against observations we refer to Baraffe & Kolb (2000), Kolb & Baraffe (1999; 2000), and references therein.

We obtain the spectral type of a stellar model from its calculated colour ( $I - K$ ) and the empirical  $\text{SpT} - (I - K)$  relation established by Beuermann et al. (1998).

One of the main uncertainty in stellar models is the treatment of convection. Here we use the standard mixing length theory, with the ratio  $\alpha = l_{\text{mix}} / H_P$  of mixing length  $l_{\text{mix}}$  and local pressure scale height  $H_P$  as a free parameter. Except for the specific case of the Sun,  $\alpha$  cannot be calibrated very well by a comparison between observations and models. The chief reason for this is that the age and chemical composition of observed stars is usually not known independently (see Baraffe et al. 1998; Baraffe 1999). According to such comparisons, the most likely range for  $\alpha$  is between 1 and 2. Recent 2-dim. hydrodynamical simulations (Ludwig, Freytag & Steffen 1999) also show a variation of  $\alpha$  with effec-



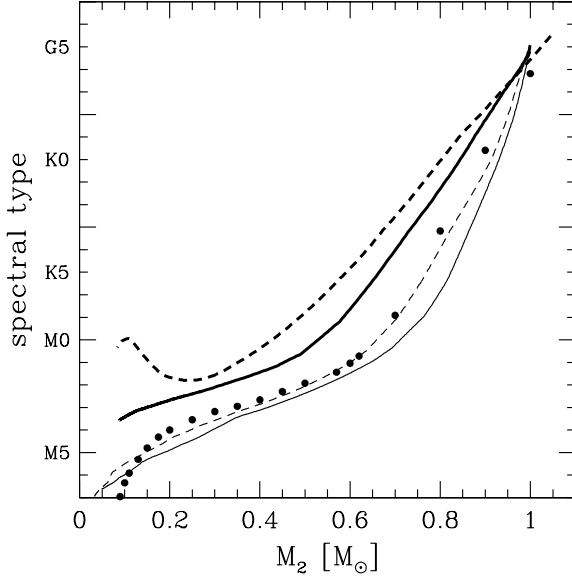
**Figure 1.** Spectral type versus secondary mass: dependence on the evolutionary state of the secondary at turn-on of mass transfer. Dots denote ZAMS models. Solid curve, close to the dots: donor unevolved (standard sequence). Solid curve, above the dots: donor moderately evolved ( $X_c = 0.16$ ; initial donor mass  $M_{2,i} = 1.2 M_\odot$ ). Dashed: donor close to the terminal main sequence ( $X_c = 4 \times 10^{-4}$ ,  $M_{2,i} = 1.0 M_\odot$ ). All sequences calculated with low mass transfer rate ( $1.5 \times 10^{-9} M_\odot \text{yr}^{-1}$ ).

tive temperature  $T_{\text{eff}}$  and surface gravity  $g$  between typically 1 and 2. We therefore adopt this range of values to characterize the present uncertainty due to convection. The spectral type of chemically inhomogeneous stars ( $m \gtrsim 0.6 M_\odot$ ) depends on the choice of  $\alpha$ , while unevolved, fully convective stellar models are insensitive to  $\alpha$ .

## 3 THE DONOR MASS-SPECTRAL TYPE RELATION

The effective temperature  $T_{\text{eff}}$  of low-mass main-sequence stars is rather insensitive to their degree of thermal disequilibrium. They behave just like giant stars on the Hayashi line, with nearly constant effective temperature. This is well understood in terms of the analytic Hayashi line theory for fully convective stars (e.g. Kippenhahn & Weigert 1990). Similarly,  $T_{\text{eff}}$  is not very sensitive to the nuclear age of the star. Single-star tracks in the HR diagram run almost vertical while on the lower main-sequence.

Using BCAH models we quantify the deviation from equilibrium spectral type, as a measure of the surface temperature, for the donor stars in  $j$ -driven compact binaries with various evolutionary histories. We simplify the problem by considering sequences with constant mass transfer rate  $\dot{M}$ . To bracket the evolution of real systems where  $\dot{M}$  presumably varies with orbital period we calculate sequences with a high transfer rate and with a low transfer rate. Test sequences where we computed the transfer rate self-consistently according to simple orbital angular momen-



**Figure 2.** Spectral type versus secondary mass: dependence on the mass transfer rate. Dots denote ZAMS models. Thick lines: evolved donor ( $X_c = 4 \times 10^{-4}$ ); dashed:  $\dot{M} = 1.5 \times 10^{-9} M_\odot \text{yr}^{-1}$ ; solid:  $\dot{M} = 5 \times 10^{-8} M_\odot \text{yr}^{-1}$ . Thin lines: unevolved donors; dashed:  $\dot{M} = 10^{-8} M_\odot \text{yr}^{-1}$ ; solid:  $\dot{M} = 10^{-7} M_\odot \text{yr}^{-1}$ .

**Table 1.** Spectral type and corresponding donor mass  $M_2$  along the sequences displayed in Fig. 3. The mass in the second column (taken from the sequence with initial donor mass  $M_{2,i} = 1.2 M_\odot$ ,  $X_c = 4 \times 10^{-4}$ ,  $\dot{M} = 1.5 \times 10^{-9} M_\odot \text{yr}^{-1}$ ,  $\alpha = 2$ ) defines an approximate lower limit to the mass of any donor with spectral type SpT, the mass in the third column (from the unevolved sequence with  $M_{2,i} = 1.0 M_\odot$ ,  $\dot{M} = 10^{-8} M_\odot \text{yr}^{-1}$ ,  $\alpha = 1$ ) an approximate upper limit. There is no lower limit for SpT later than K6.

SpT	$M_2/M_\odot$ lower limit	$M_2/M_\odot$ upper limit
G5	0.83	1.00
G6	0.79	0.98
G7	0.75	0.97
G8	0.72	0.95
G9	0.68	0.93
K0	0.65	0.91
K1	0.61	0.88
K2	0.56	0.85
K3	0.52	0.83
K4	0.47	0.80
K5	0.42	0.77
K6	0.35	0.74
K7	-	0.70
M0	-	0.66
M1	-	0.60
M2	-	0.50
M3	-	0.38
M4	-	0.24

tum loss descriptions give indeed the same qualitative and quantitative results.

We first discuss sequences calculated with solar metallicity and  $\alpha = 1$  (Figs. 1 and 2).

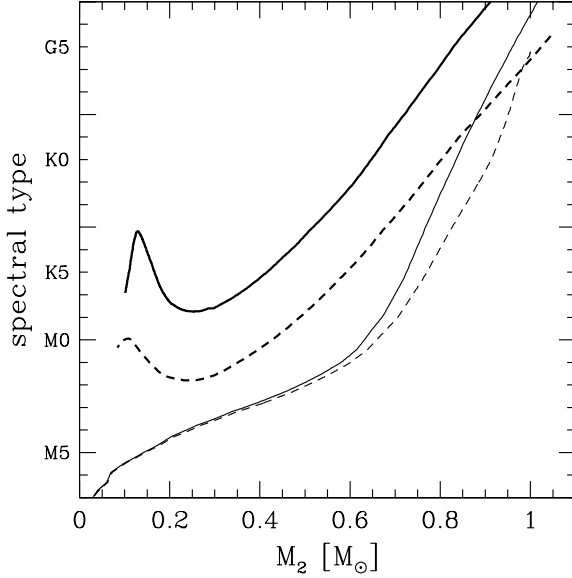
In particular, in Fig. 1 we show the *standard sequence* of Baraffe & Kolb (2000). Here mass transfer starts from an unevolved (ZAMS) donor with mass  $1 M_\odot$ , proceeds at a constant rate  $1.5 \times 10^{-9} M_\odot \text{yr}^{-1}$ , stops when the donor becomes fully convective (at mass  $0.21 M_\odot$ ), and resumes at the lower rate  $5 \times 10^{-11} M_\odot \text{yr}^{-1}$  once the donor has settled back into thermal equilibrium. This sequence fits the period gap in the framework of disrupted orbital braking (e.g. King 1988). In addition, in Fig. 2 we plot two other sequences that start from a  $1 M_\odot$  ZAMS star (thin lines; henceforth “unevolved sequences”), one calculated with  $\dot{M} = 10^{-8} M_\odot \text{yr}^{-1}$ , the other with  $10^{-7} M_\odot \text{yr}^{-1}$ . The mass transfer rates in j-driven compact binaries are usually estimated to be well  $\lesssim 10^{-8} M_\odot \text{yr}^{-1}$  (see e.g. Warner 1995, his Fig. 9.8, for CVs; Chen et al. 1997 for XBs). A white dwarf system with  $\dot{M} = 10^{-7} M_\odot \text{yr}^{-1}$  would not appear as a CV at all, but presumably as a supersoft X-ray binary (e.g. van den Heuvel 1992; see also King et al. 2000).

Fig. 1 shows that the effect of thermal disequilibrium is negligible along the standard sequence; this hardly differs from that for systems with a ZAMS donor (i.e. in thermal equilibrium). If  $\dot{M}$  is higher than in the standard sequence, the spectral type is slightly later for a given mass (Fig. 2). Even the extreme sequence with  $\dot{M} = 10^{-7} M_\odot \text{yr}^{-1}$  never deviates by more than  $0.1 M_\odot$  for a given SpT from this relation (Fig. 2, thin solid line). In other words, unevolved donor stars follow an almost unique SpT– $M_2$  relation, the one given by the ZAMS.

This relation is much less well-defined when we include systems where the secondary has already burned a significant fraction of its hydrogen supply in the detached phase prior to mass transfer. Note that along these “evolved sequences” the donor is still in the core hydrogen burning phase, otherwise the system would evolve off to longer periods (see.g. Savonije & Pylyser 1988).

Standard common envelope arguments predict that CVs form over the whole range of secondary masses,  $0.1 \lesssim m_2 \lesssim 1$ , hence the majority of CVs should have essentially unevolved donors (Politano 1996, de Kool 1992). Yet the generally late spectral type in systems with  $P_h \gtrsim 5$  suggests that a fair fraction of CVs actually contain an evolved secondary (Baraffe & Kolb 2000; Kolb & Baraffe 2000; see also Ritter 2000). Similarly, evolutionary considerations suggest that most short-period neutron-star XBs form with a somewhat evolved main-sequence donor with mass  $\gtrsim 1 M_\odot$  (King & Kolb 1997; Kalogera & Webbink 1998; Kalogera et al. 1998). This is mainly because systems with a more massive secondary stand a greater chance of surviving the supernova explosion and associated mass ejection at neutron star formation.

It is therefore important to consider evolved sequences. Fig. 1 shows — in addition to the standard sequence discussed above — a moderately evolved low  $\dot{M}$  sequence (initial central hydrogen content  $X_c = 0.16$ , initial donor mass  $M_{2,i} = 1.2 M_\odot$ ,  $\dot{M} = 1.5 \times 10^{-9} M_\odot \text{yr}^{-1}$ ) and a significantly evolved, low  $\dot{M}$  sequence ( $X_c = 4 \times 10^{-4}$ ,  $M_{2,i} = 1.2 M_\odot$ ,  $\dot{M} = 1.5 \times 10^{-9} M_\odot \text{yr}^{-1}$ ) where the donor was almost at the terminal main sequence at turn-on of mass transfer.



**Figure 3.** Expected populated domain in the spectral type versus secondary mass plane. The band defined by the unbroken curves correspond to  $\alpha = 1.9$ , the band defined by the dashed curves to  $\alpha = 1$ . (Thick linestyle: evolved sequences with  $X_c = 4 \times 10^{-4}$ ,  $M_{2,i} = 1.2 M_\odot$ ,  $\dot{M} = 1.5 \times 10^{-9} M_\odot \text{yr}^{-1}$ ; thin linestyle: unevolved sequences with  $\dot{M} = 10^{-8} M_\odot \text{yr}^{-1}$ .)

From Fig. 2 we see that the mass transfer rate has the same relative effect on evolved and unevolved sequences: the evolutionary track is shifted vertically downwards, to later spectral types. The tracks in heavy linestyle are evolved sequences, one with high mass transfer rate (solid line;  $\dot{M} = 5 \times 10^{-8} M_\odot \text{yr}^{-1}$ ;  $X_c = 4 \times 10^{-4}$ ,  $M_{2,i} = 1.0 M_\odot$ ), the other with low mass transfer rate (dashed;  $\dot{M} = 1.5 \times 10^{-9} M_\odot \text{yr}^{-1}$ ,  $X_c = 4 \times 10^{-4}$ ,  $M_{2,i} = 1.2 M_\odot$ ; same as in Fig. 1).

The highly evolved track with low transfer rate ( $\dot{M} = 1.5 \times 10^{-9} M_\odot \text{yr}^{-1}$ ) and the unevolved track with high transfer rate ( $\dot{M} = 10^{-8} M_\odot \text{yr}^{-1}$ ) should bracket the location of compact binary secondaries.

Fig. 3 shows the effect of the mixing length parameter  $\alpha$  on these limiting curves in the SpT vs. mass diagram. Unevolved tracks become undistinguishable for predominantly convective donors ( $M_2 \lesssim 0.6 M_\odot$ ), while the most evolved sequences are quite sensitive to  $\alpha$ . Table 1 gives lower and upper limits to  $M_2$  for a given spectral type. The range reflected in this table is to some extent due to our ignorance of the appropriate mixing length parameter.

The metallicity  $Z$  of the donor can affect the mass–spectral type relationship as well. Lower  $Z$  gives a lower mass for a given spectral type. However, as stressed by Beuermann et al. (1998), there is no evidence for low metallicity secondaries in the currently observed sample of CVs. Hence we restrict our analysis to systems with solar metallicity ( $Z = 0.02$ ).

The observations compiled by Smith & Dhillon (1998), when taken at face value, are broadly consistent with the band shown in Fig. 3 (see their Fig. 3). They do not, however, help to constrain the mixing length parameter. Four out of 22 systems in their sample fall outside the region de-

fined by Tab. 1, even when the quoted errorbars are taken into account: U Gem, IP Peg, CN Ori and A0620-00. The donor masses of two of these systems have recently been revised to much smaller values. For U Gem (M4–M5), Long & Gilliland (1999) give  $M_2 \simeq 0.41 M_\odot$  as preferred value. Given the uncertainty on the inclination we consider the remaining disagreement with the limits in Tab. 1 as too marginal to deduce any conflict with theory. Similarly, Beekman et al. 2000 find the new value  $M_2 \simeq 0.33^{+0.14}_{-0.05} M_\odot$  for the donor mass of IP Peg. Taking into account the range of spectral type determinations (M2–M5; Ritter & Kolb 1998; Smith & Dhillon 1998) this system is now in agreement with Tab. 1. The mass estimate for the discrepant system CN Ori is suspect as it is based on radial velocity curves exhibiting significant phase shifts (Smith & Dhillon 1998). Finally, the donor star in A0620-00 clearly is very undermassive and must be highly evolved. As the accretor is a black hole the initial donor mass could have been much larger than  $1.5 M_\odot$  (the value considered here and representative for CVs and neutron–star LMXBs).

If the observed sample is restricted to double-lined, eclipsing CVs where the secondary mass can be determined independent of the main-sequence assumption (3) for the secondary, the limits in Tab. 1 are acceptable in all but two cases (data from Ritter & Kolb, 1998, updated). The two cases where the agreement is only marginal are U Gem (see above) and EM Cyg, where the recently re-determined donor mass,  $0.99 \pm 0.12 M_\odot$  (North et al. 2000), appears to be somewhat too large for the spectral type K3.

#### 4 LIMITS ON THE PRIMARY MASS

This work originally started as an attempt to improve on a paper by Beekman et al. (1997; hereafter B97) who considered limits to the primary mass in soft X-ray transients. Although it turned out that our results do not significantly improve these limits, we wish to comment on the method suggested by B97 as a whole, and point out an error in their analysis, which so far has not been corrected in the literature.

B97 made use of an inequality derived by King, Kolb & Burderi 1996 (hereafter KKB), which expresses the condition for a short-period low-mass X-ray binary to have an unstable accretion disc and thus appear as a transient. Unfortunately B97 misunderstood the definition of the quantity  $\hat{m}_2$  in this inequality.  $\hat{m}_2$  is defined by KKB as the ratio of the secondary mass  $m_2$  to that of the ZAMS star,  $m_{\text{ms}}(\rho)$  (in solar units), which would fill its Roche lobe in a binary of the same orbital period,

$$\hat{m}_2 \equiv \frac{m_2}{m_{\text{ms}}(\rho)}. \quad (4)$$

As is obvious from (1) the relevant main-sequence star has the same *mean density* as the secondary; hence the notation  $m_{\text{ms}}(\rho)$ . B97 confused  $\hat{m}_2$  with the ratio  $m_2/m_{\text{ms}}(R)$ , where  $m_{\text{ms}}(R)$  is the mass (in solar units) of a ZAMS star that has the same *absolute radius*  $R_2$  as the secondary. It can be shown that

$$m_{\text{ms}}(R) = \frac{m_2}{\hat{m}_2^{2/3}}, \quad (5)$$

so that a lower bound on  $\hat{m}_2$  (which is required to obtain a primary mass limit) is

$$\hat{m}_2 > \left[ \frac{\rho_2}{\rho_{\text{ms}}(T_{\text{eff}})} \right]^{3/2}. \quad (6)$$

Here  $\rho_2$  is the mean density of the secondary, (given directly by the binary period, see Eq. (1), and  $\rho_{\text{ms}}(T_{\text{eff}})$  is the mean density of the main-sequence star with the same spectral type as the secondary. This is weaker by a factor  $[\rho_2/\rho_{\text{ms}}(T_{\text{eff}})]^{1/2}$  compared to B97's limit, which in turn weakens the limits on  $M_1$ .

In addition to this obvious mistake, we caution that the limitations and uncertainties inherent in using the disc instability criterion are probably too severe to give a reliable mass limit. This criterion assumes that the binary transfers mass as a result of angular momentum losses ('j-driven') rather than nuclear expansion of the secondary ('n-driven'), but allows for the fact that this star may be somewhat nuclear-evolved before mass transfer begins. It is therefore only appropriate for short orbital periods. Although the disc instability criterion correctly represents the statistical properties of the observed sample of soft X-ray transients, its application to individual systems is suspect for at least two reasons.

1. The criterion is based on a comparison of the secular mean mass transfer rate driven by magnetic braking and the critical mass transfer rate for disc stability. Hence uncertainties in the magnetic braking strength, in particular at long orbital periods, and in the critical rate (see KKB; King, Kolb & Szuszkiewicz 1997; Dubus et al. 1999) propagate directly into the mass limit.

2. It is not clear if a given system is j-driven, in particular if the period is  $\gtrsim 10$  h. The ultimate fate of a system as j- or n-driven is determined by its orbital period  $P_i$  when mass transfer begins. If this exceeds a certain 'bifurcation period'  $P_{\text{bif}}$  (Pylyser & Savonije, 1988, 1989) the binary eventually becomes a diverging n-driven system, while if  $P_i < P_{\text{bif}}$  it ends up as j-driven. Uncertainties in for example the strength of magnetic braking at periods  $\gtrsim 12$  hr make  $P_{\text{bif}}$  correspondingly uncertain. Further, even given a definite value of  $P_{\text{bif}}$ , n-driven systems born near this period initially evolve to periods below it (Pylyser & Savonije, 1988, 1989) before nuclear evolution eventually wins out and drives the system to long periods. This comment is particularly relevant for the neutron-star transients Cen X-4 and Aql X-1.

## 5 SUMMARY

We have applied up-to-date stellar models of low-mass main-sequence stars to investigate the mass-spectral type relation if these stars experience mass loss and are somewhat nuclear-evolved.

Unevolved stars follow an almost unique SpT- $M_2$  relation, whatever the mass transfer rate. Nuclear-evolved stars have a somewhat earlier spectral type than a ZAMS star with the same mass. The spectral type is earlier if the star is more evolved.

Accurate mass predictions for a given spectral type are hampered by the present uncertainty of the mixing length parameter. The mass  $M_{\text{ms}}$  of a ZAMS star with the same spectral type as the donor is effectively an upper limit to the

donor mass. The lower mass limit for a given spectral type depends on the mixing length parameter. If this is large, there is no lower limit if the spectral type is later than K6. The band width decreases from  $0.4M_{\odot}$  at K6 to less than  $0.2M_{\odot}$  at K0. If the mixing length parameter is small, there is no lower mass limit if the spectral type is later than M2, and the band width decreases from  $0.2M_{\odot}$  at M2 to less than  $0.1M_{\odot}$  for types earlier than K0.

A logical next step is to consider the evolution of thermally unstable systems that start mass transfer from a fairly massive donor ( $M_2 \gtrsim 2M_{\odot}$ ) and reappear as j-driven short-period systems after reversal of the mass ratio. Detailed calculations of such systems are underway (Schenker et al. 2000, in preparation). These will allow us to assess how different descendants of thermal-timescale mass transfer are from the systems considered here, which had a more moderate initial mass ( $< 1.5M_{\odot}$ ) and were j-driven from the start.

The results presented here are rather robust and inevitable predictions of standard stellar structure and evolution theory that has been successfully tested against observations of isolated low-mass stars. It is therefore highly desirable to test them by observational means, i.e. by a reliable donor mass determination in systems with spectral type in the indicated range.

## ACKNOWLEDGMENTS

We thank Hans Ritter and Klaus Schenker for useful discussions. ARK thanks the U.K. Particle Physics and Astronomy Research Council for a Senior Fellowship. Comments by the anonymous referee helped to improve this paper. We thank EGIDE (ALLIANCE contract 000193RL) for travel and visiting support.

## REFERENCES

- Allard F., Hauschildt P.H., Alexander D.R., Starrfield S. 1997, ARA&A, 35, 137
- Baraffe I. 1999, in Stellar Structure: Theory and Test of Convective Energy Transport, ASP Conf. Series, Vol. 173, eds. A. Gimenez, E.F. Guinan and B. Montesinos, p. 111
- Baraffe I., Kolb U. 2000, MNRAS, in press (astro-ph/0004310)
- Baraffe I., Chabrier G., Allard F., Hauschildt P.H. 1995, ApJ, 446, L35
- Baraffe I., Chabrier G., Allard F., Hauschildt P.H. 1997, A&A, 327, 1054
- Baraffe I., Chabrier G., Allard F., Hauschildt P.H. 1998, A&A, 337, 403
- Beekman G., Shahbaz T., Naylor T., Charles P.A., Wagner R.M., Martini P., 1997, MNRAS, 290, 303 (B97)
- Beekman G., Somers M., Naylor T., Hellier C. 2000, MNRAS, in press (astro-ph/0004199)
- Beuermann, K., Baraffe, I., Kolb, U., & Weichhold, M. 1998, A&A, 339, 518
- Chabrier G., Baraffe I. 1997, A&A, 327, 1039
- Chen W., Shrader C.R., Livio M. 1997, ApJ, 491, 312
- Dubus G., Lasota J.P., Hameury J.M., Charles P.A. 1999, MNRAS, 303, 139
- Gray D.F., 1992, The Observation and Analysis of Stellar Photospheres, 2nd ed., Cambridge Univ. Press, Cambridge, p. 430
- Hauschildt P.H., Allard F., Baron E. 1999, ApJ, 512, 377
- Kalogera V., Webbink R. 1998, ApJ, 493, 351

- Kalogera V., Kolb U., King A.R. 1998, *ApJ*, 504, 967  
 King A.R. 1988, *QJRAS*, 29, 1  
 King A.R., Kolb U. 1997, *ApJ*, 481, 918  
 King A.R., Kolb U., Burderi L., 1996, *ApJ*, 464, L127 (KKB)  
 King A.R., Kolb U., Szuszkiewicz E., 1997, *ApJ*, 488, 89  
 King A.R., Schenker K., Kolb U., Davies M.B., 2000, *MNRAS*,  
 in press  
 Kippenhahn R., Weigert A. 1990, *Stellar Structure and Evolution*,  
 Springer-Verlag, Berlin  
 Kolb U., Baraffe I. 1999, *MNRAS*, 309, 1034  
 Kolb U., Baraffe I. 2000, in the proceedings of the Warner Sym-  
 posium on Cataclysmic Variables, *New Astronomy Reviews*,  
 eds. P.A. Charles, A.R. King, D. O'Donoghue  
 de Kool M. 1992, *A&A*, 261, 188  
 Long K.S., Gilliland R.L. 1999, *ApJ*, 511, 916  
 Ludwig H.G., Freytag B., & Steffen M. 1999, *A&A*, 346, 111  
 Mazzitelli I. 1989, *ApJ*, 340, 249  
 North R.C., Marsh T.R., Moran C.K.J., Kolb U., Smith R.C.,  
 Stehle R. 2000, *MNRAS*, 313, 383  
 Politano M. 1996, *ApJ*, 465, 338  
 Pylyser E.H.P., Savonije G.J. 1988, *A&A*, 191, 57  
 Pylyser E.H.P., Savonije G.J. 1989, *A&A*, 208, 52  
 Ritter H. 2000, in the proceedings of the Warner Symposium  
 on Cataclysmic Variables, *New Astronomy Reviews*, eds.  
 P.A. Charles, A.R. King, D. O'Donoghue  
 Ritter H., Kolb U. 1998, *A&AS*, 129, 83  
 Saumon, D., Chabrier, G., and VanHorn, H.M., 1995, *ApJS*, 99,  
 713  
 Smith D.A., Dhillon V.S. 1998, *MNRAS*, 301, 767  
 Stehle R., Ritter H., Kolb U. 1996, *MNRAS*, 279, 581  
 van den Heuvel E.P.J., Bhattacharya D., Nomoto K., Rappaport  
 S. A., 1992, *A&A*, 262, 97  
 van Paradijs J. 1996, *ApJ*, 464, L139  
 Verbunt F., Zwaan C. 1981, *A&A*, 100, L7  
 Warner B. 1995, *Cataclysmic Variable Stars*, Cambridge Astro-  
 physics Series 28, Cambridge: CUP  
 Whyte C., Eggleton P.P. 1980, *MNRAS*, 190, 801