

IMPLICATIONS ON QUINTESSENCE MODELS FROM MAXIMA-1 AND BOOMERANG-98

A. BALBI¹, C. BACCIGALUPI², S. MATARRESE^{3,4}, F. PERROTTA², N. VITTORIO¹

Draft version May 20, 2019

ABSTRACT

Prompted by the recent MAXIMA-1 and BOOMERANG-98 measurements of the cosmic microwave background (CMB) anisotropy power spectrum, and motivated by the results from the observation of high-redshift Type Ia supernovae, we investigate CMB anisotropies in quintessence models in order to characterize the nature of the dark energy today. We perform a Bayesian likelihood analysis, using the MAXIMA-1 and BOOMERANG-98 published bandpowers, in combination with COBE/DMR, to explore the space of quintessence parameters: the quintessence energy density Ω_ϕ and equation of state w_ϕ . We restrict our analysis to flat, scale-invariant, inflationary adiabatic models. We find that this simple class of inflationary models, with a quintessence component $\Omega_\phi \lesssim 0.7$, $-1 \leq w_\phi \lesssim -0.5$, is in good agreement with the data. Within the assumptions of our analysis, pure quintessence models seem to be slightly favored, although the simple cosmological constant scenario is consistent with the data.

Subject headings: Cosmic microwave background — Cosmology: observations — Cosmology: theory — equation of state

1. INTRODUCTION

Recent results (Perlmutter et al. 1999; Riess et al. 1998) from the observation of high-redshift Type Ia supernovae (SNe Ia) have driven a renewed interest towards cosmological scenarios where the bulk of the energy density is made up of some unknown negative-pressure component (named “dark energy” in the recent literature). Among the possibilities that have been proposed to explain the nature of this component is the existence of a non-zero cosmological constant (constant vacuum energy). A more general way to describe this component is by its equation of state $p = w\rho$, with $w < 0$. This allows for a whole set of candidates with different values of w . Among them is a dynamical form of time varying, spatially inhomogeneous dark energy component, generally provided by a slowly rolling scalar field, referred to as “quintessence” (Caldwell et al. 1998). The most attractive feature of quintessence models is their capability to solve the so-called ‘cosmic coincidence’ problem, namely the fact that matter and vacuum energy contribute by comparable amounts to the energy density today. Successful quintessence models should in fact allow for the existence of attractor (Ratra & Peebles 1988) or ‘tracker’ (Zlatev et al. 1999) solutions, which make the present-day behavior of the scalar field nearly independent of its initial conditions (e.g. Wang et al. 2000, for a thorough review).

It has been noticed (see, e.g., Perlmutter, Turner & White 1999) that it may be difficult for SNe Ia data alone to discriminate among different candidates for the dark energy. Complementing these data with those coming from other observations may help assessing the nature of the dark energy component. Study of the cosmic microwave background (CMB) anisotropy has long been recognized as a powerful tool to investigate cosmological models. The recent outstanding achievements of the MAXIMA-1 and BOOMERANG-98 experiments (Hanany et al. 2000; de Bernardis et al. 2000) have finally moved us closer to the goal of a long awaited high precision measurement of the

CMB angular power spectrum. The CMB power spectrum measurements by MAXIMA-1 and BOOMERANG-98 are in remarkable agreement, and have already been used to set constraints on the values of a suite of cosmological parameters within the class of inflationary adiabatic models (Jaffe et al. 2000; Balbi et al. 2000; Lange et al. 2000). These results, which strongly support a universe with a density very close to critical, made the case for the existence of dark energy even stronger. In fact, large scale structure observations indicate that matter with strong clustering properties can only make up to $\sim 30\%$ of the critical density, leaving room for a $\sim 70\%$ contribution from dark energy. It is then timely to use these new CMB datasets to explore in more detail the nature of the dark energy. In this *Letter* we focus on the quintessence scenario, and use the CMB power spectrum from MAXIMA-1 and BOOMERANG-98 to set limits to the parameters of this model. These are the present-day closure energy density of the quintessence component, Ω_ϕ , and the quantity $w_\phi \equiv p_\phi/\rho_\phi$, characterizing its equation of state. We have purposely restricted our analysis to the simplest class of inflationary theories, namely flat models with scale-invariant adiabatic scalar perturbations.

This *Letter* is organized as follows. In Section 2 we give a quick review of the key features of the quintessence scenario, with a particular emphasis to the theoretical predictions for the CMB angular power spectrum. In Section 3 we use the MAXIMA-1 and BOOMERANG-98 power spectrum measurements to constrain the parameters of the model. Finally, we discuss our results in Section 4.

2. CMB ANISOTROPY IN QUINTESSENCE MODELS

The quintessence component is usually described as an ultra-light (its Compton wavelength being of the same order or larger than the Hubble radius) self-interacting scalar field ϕ , with negative pressure. It is invoked to provide the accelerated expansion of the Universe today in alternative to the ordinary cosmological constant. In this scenario, the vacuum energy is stored

¹Dipartimento di Fisica, Università Tor Vergata, Roma, I-00133, Italy

²SISSA/ISAS, Via Beirut 4, 34014 Trieste, Italy

³Dipartimento di Fisica ‘Galileo Galilei’, Università di Padova, and INFN, Sezione di Padova, Via Marzolo 8, 35131 Padova, Italy

⁴Max-Planck-Institut für Astrophysik, Karl-Schwarzschild-Strasse 1, D-85748 Garching, Germany

in the potential energy $V(\phi)$ of the ϕ field, evolving through the classical Klein-Gordon equation. A suitable period of slow-rolling in the scalar field dynamics allows to reproduce a behavior similar to a cosmological constant, which in turn requires that the potential should admit a rather flat region. Several candidates have been proposed in recent years in the particle physics context (e.g. Masiero, Pietroni & Rosati 2000, and refs. therein). In this Letter we focus on quintessence models with inverse power-law potentials, $V \propto \phi^{-\alpha}$ ($\alpha > 0$), as originally suggested by Ratra & Peebles (1988).

The large interest in quintessence models is due to their capability to avoid the severe fine-tuning on the smallness of the vacuum energy compared with matter and radiation in the early universe: a large class of field trajectories, named “tracking solutions” (Zlatev et al. 1999), are able to set the ϕ energy at the observed value today starting from a very wide set of initial conditions; among others, Ratra-Peebles-type potentials do satisfy this requirement (Liddle & Scherrer 1999).

For a given class of potentials, quintessence models can be parametrized by two quantities: the scalar field closure energy density today, Ω_ϕ , and its equation of state at the present time, $w_\phi = [p_\phi/\rho_\phi]_{t_0}$, where p_ϕ and ρ_ϕ are the field pressure and energy density, respectively. Notice that $w_\phi = -1$ for a pure cosmological constant, but can be larger for scalar field component. In particular, in the tracking regime $\rho_\phi \propto (1+z)^{3\alpha/(\alpha+2)}$ at low redshifts, thus reducing to the ordinary cosmological constant for $\alpha \rightarrow 0$. Moreover, there is a one-to-one relation between w_ϕ and the potential exponent α : $w_\phi = -2/(\alpha+2)$: the larger w_ϕ , the greater the inverse potential exponent α . However, one must be aware that, although useful for a qualitative understanding, the above relations are only approximately satisfied at present, since the quintessence field is dominating and the tracking regime is being abandoned.

Even though the ϕ field is too relativistic to cluster on sub-horizon scales, its dynamics induces relevant imprints on cosmological scales. The scales beyond the horizon at decoupling are depicted on the low- ℓ tail of the CMB anisotropy angular power spectrum; the quintessence dynamics acts on these scales through the Integrated Sachs-Wolfe effect (ISW; e.g. Hu, Sugiyama & Silk 1997). Also, the ϕ component participates in the overall expansion of the Universe, causing a geometric effect that translates into a projection of each physical scale onto different angles in the sky. Moreover, since its energy density was largely subdominant at decoupling, the form of the acoustic peaks region of the CMB spectrum at $\ell \geq 200$ is not altered.

For a given value of the vacuum energy density today, the effects of a quintessence component, compared to the cosmological constant, can be qualitatively understood by considering the dark energy equation of state. When moving away from $w_\phi = -1$, the first effect that is important is the projection one: the size of the last scattering surface gets reduced because in the past the quintessence energy density was larger than that of a cosmological constant: this determines a shift of all the CMB features to larger scales, or smaller multipoles. In addition, the more w_ϕ deviates from -1 , the earlier is the time when ϕ starts to dominate the cosmic expansion; through the ISW effect, the CMB photons are sensitive to the dynamics of the gravitational potential wells and hills along their trajectories, which in turn decay much more rapidly, reflecting the dominance of the vacuum energy. This enhances the level of CMB anisotropies on the low ℓ 's tail of the spectrum.

CMB anisotropy angular power-spectra in the considered class of quintessence models have been obtained by suitably

modifying CMBFAST (Seljak & Zaldarriaga 1996) to include ϕ perturbations in the synchronous gauge, as detailed in Perrotta & Baccigalupi (1999), and numerically evolving the background quantities, accounting for the tracker scalar field trajectories, as discussed in Baccigalupi, Matarrese & Perrotta (2000), where results were presented for some specific values of the quintessence parameters.

3. COMPARISON WITH THE DATA

In this section we compare the predictions of quintessence models to the results of the first flight of the MAXIMA experiment (MAXIMA-1; Hanany et al. 2000) and of the long duration Antarctic flight of BOOMERANG (BOOMERANG-98; de Bernardis et al. 2000). To rule out models in the 2-dimensional space of quintessence parameters (Ω_ϕ , w_ϕ), we adopted a Bayesian approach, estimating the probability distribution of the parameters by evaluating the likelihood of the data, $\mathcal{L} \propto \exp(-\chi^2/2)$. The data we used are the MAXIMA-1 spectrum, estimated in 10 bins covering the range $36 \leq \ell \leq 785$, and the BOOMERANG-98 spectrum, estimated in 12 bins, over the range $26 \leq \ell \leq 625$. Within each bin, the power spectrum is parameterized by a flat bandpower: $C_b \equiv \ell(\ell+1)C_\ell$. We used the published bandpowers and neglected the effect of bin-bin correlations (which should be small, see Hanany et al. 2000, de Bernardis et al. 2000), and the offset-lognormal corrections to the likelihood, since these have not been made public yet. Following Jaffe et al. (2000), we combined the MAXIMA-1 and BOOMERANG-98 adjusting the calibration of each dataset by a factor 0.98 ± 0.08 for MAXIMA-1 and 1.14 ± 0.10 for BOOMERANG-98. We extended the low ℓ 's coverage of the dataset by including in our analysis the COBE/DMR power spectrum estimated over 8 bins in the range $2 \leq \ell \leq 22$ by Tegmark & Hamilton (1997). The band powers used in the analysis are shown in Figure 1.

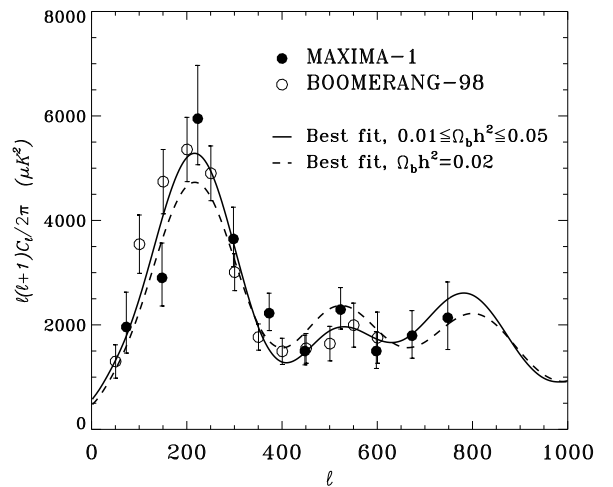


FIG. 1.— Data points used in the analysis. The full circles are the bandpowers from MAXIMA-1, the open circles are from BOOMERANG-98. The COBE/DMR data are not shown on this scale. The curves are the theoretical predictions from quintessence models which best fit the combined data when we allow the physical baryon density to vary in the range $0.01 \leq \Omega_b h^2 \leq 0.05$ (continuous line, corresponding to $\Omega_\phi = 0.5$, $w_\phi = -0.75$ and $\Omega_b h^2 = 0.03$) or we fix it at the big bang nucleosynthesis value $\Omega_b h^2 = 0.02$ (dashed line, corresponding to $\Omega_\phi = 0.7$ and $w_\phi = -0.75$).

Since the aim of this work is to focus specifically on the quintessence parameters space, we did not embark in a multi-dimensional fit such as those already performed in Lange et al. (2000), Balbi et al. (2000), Jaffe et al. (2000). We intentionally decided to restrict our analysis to the most basic set of inflationary adiabatic models, namely those with a flat geometry ($\Omega \equiv \Omega_\phi + \Omega_m = 1$) and a scale-invariant spectrum of primordial fluctuations ($n_s = 1$). Furthermore this class of inflationary models is precisely the one which seems to be favored by the current multi-parameter CMB analyses (see also, e.g., Kinney, Melchiorri & Riotto, 2000). We treated the overall normalization of the power spectrum as a free parameter, and for each model we adjusted it to the value which gave the best fit to our data. We fixed the value of the Hubble constant at $H_0 = 65 \text{ km s}^{-1} \text{ Mpc}^{-1}$, which is consistent with most of the observations (Freedman 1999). We assumed that reionization occurred late enough to have a negligible effect on the power spectrum (corresponding to an optical depth $\tau = 0$). Finally, we did not include the effect of massive neutrinos (which would be very small anyway) and of tensor modes (gravitational waves).

We only made an exception to our strategy of using very tight priors in the case of the physical baryon density $\Omega_b h^2$ (where h is the Hubble constant in units of $100 \text{ km s}^{-1} \text{ Mpc}^{-1}$), since the value $\Omega_b h^2 = 0.019 \pm 0.002$ deduced from big bang nucleosynthesis (BBN) considerations using the measured deuterium abundances (Burles et al. 1998) seems to conflict with the value $\Omega_b h^2 = 0.032 \pm 0.005$ (Jaffe et al. 2000) emerging from the already mentioned analyses of the CMB datasets (see also Esposito et al. 2000). Then, in order to test the importance of this discrepancy in our analysis, we allowed the physical baryon density to vary in the range $0.01 \leq \Omega_b h^2 \leq 0.05$, which encompasses a more conservative range consistent with high and low deuterium abundances measurements. In this case our results were obtained by marginalizing (integrating) the likelihood over $\Omega_b h^2$.

Our results are shown in Figure 2 where we plot the 68% and 95% confidence levels in the $\Omega_\phi - w_\phi$ plane. When we let $\Omega_b h^2$ vary, we are able to find quintessence models which are an excellent fit to our data. We point out that most of the weight to the likelihood is provided by models with $\Omega_b h^2 \sim 0.03$. Indeed, marginalizing over $\Omega_b h^2$ or fixing it at $\Omega_b h^2 = 0.03$ give almost exactly the same result. The best fit is a model with $\Omega_\phi = 0.5$, $w_\phi = -0.75$, $\Omega_b h^2 = 0.03$, having $\chi^2/\text{DOF}=26/27$ (where DOF indicates the degrees of freedom, resulting from 30 data points and 3 parameters). If we fix the physical baryon density to the BBN value $\Omega_b h^2 = 0.02$, the bounds we obtain in the $\Omega_\phi - w_\phi$ plane are qualitatively similar to those of, e.g., Perlmutter, Turner & White (1999), Efstathiou (1999), Wang et al. (2000). However, we stress the fact that none of the models with $\Omega_b h^2 = 0.02$ provides a good fit to the data. In fact, the best fit, with $\Omega_\phi = 0.7$ and $w_\phi = -0.75$, has $\chi^2/\text{DOF}=38/27$. Qualitatively, we found that increasing $\Omega_b h^2$ has the effect of moving the best fit to lower values of Ω_ϕ , in a roughly linear fashion, while w_ϕ remains roughly constant at $w_\phi \sim -0.75$. The best fit models with $\Omega_b h^2 = 0.03$ and $\Omega_b h^2 = 0.02$ are compared to the data in Figure 1.

In Figure 3 we show the projected likelihood functions for the individual quintessence parameters, obtained by marginalization of the 2-dimensional likelihood with respect to each parameter. A robust indication, quite independent of the value of $\Omega_b h^2$, is that although pure cosmological constant models ($w_\phi = -1$) are compatible with the CMB data used here, pure

quintessence models ($w_\phi > -1$) seem to be slightly favored. This appears to agree with the qualitative discussion of Brax, Martin & Riazuelo (2000). The peak location in models with $w_\phi > -1$ is shifted to the left with respect to models with $w_\phi = -1$, resulting in better agreement with the data. In fact, this mechanism allows one to find quintessence models with $\Omega = 1$ which have the same peaks locations of non-quintessence models with a Ω slightly larger than unity. If we impose $w_\phi = -1$, we get a best fit with $\Omega_\phi = 0.45$ and $\Omega_b h^2 = 0.03$ with $\chi^2/\text{DOF}=28/27$ ($\Omega_\phi = 0.65$ if we impose $\Omega_b h^2 = 0.02$, with $\chi^2/\text{DOF}=40/27$). It is also interesting to note that these data seem to disfavor high values of Ω_ϕ , unless we impose the BBN constraint on $\Omega_b h^2$.

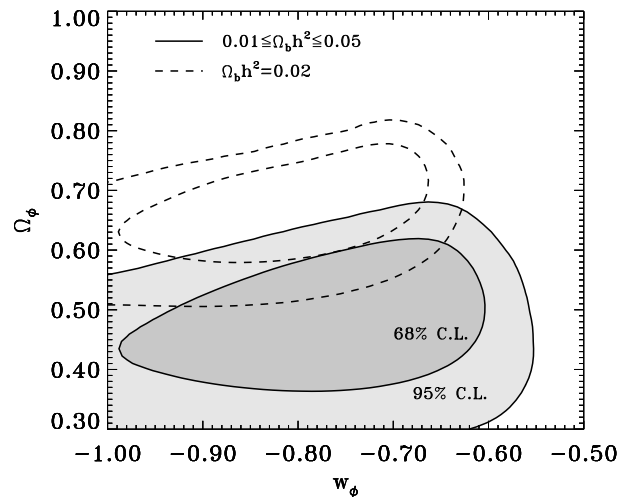


FIG. 2.— Likelihood contours at 68% and 95% confidence level in the $\Omega_\phi - w_\phi$ plane. The shaded regions are obtained marginalizing over $\Omega_b h^2$ in the range $0.01 \leq \Omega_b h^2 \leq 0.05$. For comparison, the dashed contours show the bounds obtained imposing the big bang nucleosynthesis value $\Omega_b h^2 = 0.02$.

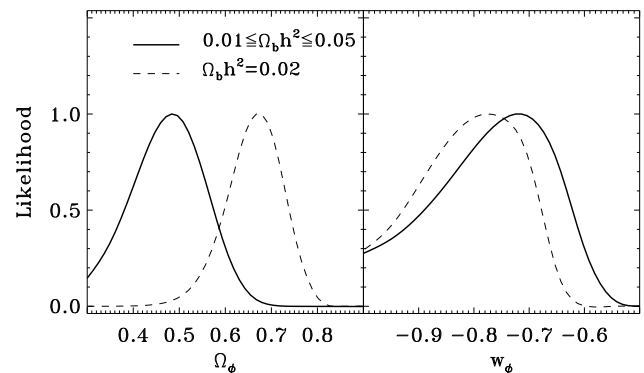


FIG. 3.— Marginalized likelihood, normalized to the peak value, for the individual quintessence parameters Ω_ϕ and w_ϕ . In both panels, the solid line is obtained marginalizing over $\Omega_b h^2$ in the range $0.01 \leq \Omega_b h^2 \leq 0.05$, while the dashed line is obtained imposing the big bang nucleosynthesis value $\Omega_b h^2 = 0.02$. Note, however, that the absolute likelihood obtained for $\Omega_b h^2 = 0.02$ would be more than two orders of magnitude lower than that obtained marginalizing over $\Omega_b h^2$ (see text).

4. DISCUSSION AND CONCLUSIONS

We used the recent CMB power spectrum measurements from MAXIMA-1 and BOOMERANG-98, combined with COBE/DMR, to investigate the quintessence models in the context of flat, scale-invariant, inflationary adiabatic models. The MAXIMA-1 and BOOMERANG-98 data already provide interesting insights on the equation of state of the universe. The simplest class of inflationary models, with quintessence, together with economic assumptions on the other parameters, provide an excellent fit to these CMB data. In fact, quintessence models seem to be slightly favored over simple cosmological constant models.

In this *Letter* we restricted our attention to the simplest class of quintessence potentials, having the Ratra-Peebles $V \propto \phi^{-\alpha}$ form. Within this class of models one can already conclude that shallower potentials ($\alpha \lesssim 2$) are favored by current CMB anisotropy data. Also, we did not analyze here the case

when the scalar field providing the dark energy today is non-minimally coupled to the gravitational sector of the theory, as it happens in the ‘extended quintessence’ scenario (Perrotta, Baccigalupi & Matarrese 2000; Baccigalupi et al. 2000). We did not compare explicitly the constraints on the equation of state coming from high-redshift SNe Ia observations (Perlmutter, Turner & White 1999; Garnavich et al. 1998) with the results of our analysis, because of our choice of considering a range of values for $\Omega_b h^2$ not limited to the standard BBN value. Clearly, high precision SNe Ia distance measurements such as those expected to come from the proposed SNAP⁵ satellite will provide powerful constraints on quintessence models complementary to those of the MAP⁶ and Planck⁷ CMB missions. Thus, one will be able to put severe constraints not only on the nature of the dark energy, but also on the structure of the theory of gravity.

We thank Matthias Bartelmann for thoughtful comments.

REFERENCES

- Baccigalupi, C., Matarrese, S., & Perrotta, F. 2000, Phys. Rev. D, submitted, astro-ph/0005543
 Balbi, A., et al. 2000, ApJ, submitted, astro-ph/0005124
 Brax, P., Martin, J., & Riazuelo, A. 2000, Phys. Rev. D, submitted, astro-ph/0005428
 Burles, S., Nollett, K.M., Truran, J. N., & Turner, M. S. 1999, Phys. Rev. Lett., 82, 4176
 Caldwell, R.R., Dave, R., & Steinhardt, P.J. 1998, Phys. Rev. Lett., 80, 1582
 de Bernardis, P., et al. 2000, Nature, 404, 955
 Dodelson, S., & Knox, L. 1999, Phys. Rev. Lett., submitted, astro-ph/9909454
 Efstathiou, G. 1999, MNRAS, 310, 842
 Esposito, S., et al. 2000, astro-ph/0007419
 Garnavich et al. 1998, ApJ, 509, 74
 Freedman, W.L. 1999, astro-ph/9909076
 Hanany, S., et al. 2000, ApJ, submitted, astro-ph/0005123
 Hu, W., Sugiyama, N. & Silk, J. 1997, Nature, 386, 37
 Jaffe, A., et al. 2000, Phys. Rev. Lett., submitted, astro-ph/0007333
 Kinney, W.H., Melchiorri, A., & Riotto, A. 2000., astro-ph/0007375
 Lange, A.E., et al. 2000, Phys. Rev. D, submitted, astro-ph/0005004
 Liddle, A.R., & Scherrer, R.J. 1999, Phys. Rev. D, 59, 023509
 Masiero, A., Pietroni, M., & Rosati, F. 2000, Phys. Rev. D, 61, 023504
 Perlmutter, S., et al. 1999, ApJ, 517, 565
 Perlmutter, S., Turner, M.S., & White, M. 1999, Phys. Rev. Lett., 83, 670
 Perrotta, F., & Baccigalupi, C., 1999, Phys. Rev. D, 59, 123508
 Perrotta, F., Baccigalupi, C., & Matarrese, S., 2000, Phys. Rev. D, 61, 023507
 Ratra, R., & Peebles, P. J. E. 1988, Phys. Rev. D, 37, 3406
 Riess, A.G., et al. 1998, AJ, 116, 1009
 Seljak, U., & Zaldarriaga, M. 1996, ApJ, 469, 437
 Tegmark, M., & Hamilton, A. 1997, astro-ph/9702019
 Tegmark, M., & Zaldarriaga, M. 2000, ApJ, submitted, astro-ph/0002091
 Wang, L., Caldwell, R.R., Ostriker, J.P., & Steinhardt, P.J. 2000, ApJ, 530, 17
 Zlatev, I., Wang, L., & Steinhardt, P.J. 1999, Phys. Rev. Lett., 82, 896

⁵<http://snap.lbl.gov>

⁶<http://map.gsfc.nasa.gov>

⁷<http://astro.estec.esa.nl/SA-general/Projects/Planck/>