

, Vol. ,

High Speed Interconnects and Parallel Software Libraries: Enabling Technologies for the NVO¹

Jeremy Kepner and Janice McMahon

MIT Lincoln Laboratory, Lexington, MA

1. Introduction

The National Virtual Observatory (NVO) will directly or indirectly touch upon all steps in the process of transforming raw observational data into “meaningful” results. These steps include:

- (1) Acquisition and storage of raw data.
- (2) Data reduction (i.e. translating raw data into source detections).
- (3) Acquisition and storage of detected sources.
- (4) Multi-sensor/multi-temporal data mining of the products of steps (1), (2) and (3).

The highly distributed nature of the NVO places new twists on all of these steps. Future NVO research is likely to focus on developing the software tools necessary for Step (4) as well as the methods for “federating” data from Steps (1) and (3). However, past experience with individual surveys indicates that Step (2) has dominated computer software and hardware costs and may have a large impact on the NVO.

Federation of data sets from multiple institutions, which is a primary NVO goal, will be made significantly easier if improvement of the data reduction pipeline software is also undertaken. Addressing the challenges of Step (2) for the NVO can be accomplished by significantly improving the software environment for data reduction pipelines. Although the NVO can and should influence this effort it may be outside of the NVOs core activities.

The rest of this paper presents a further analysis of the computing and networking requirements of the NVO and provides a discussion of some of the challenges and solutions for addressing data reduction for these massive NVO data sets.

2. Large Survey Requirements

Large area imaging surveys are generating data at an exponentially increasing rate. Reducing this data is a significant hardware and software challenge that

¹This work is sponsored by DARPA, under Air Force Contract F19628-00-C-0002. Opinions, interpretations, conclusions and recommendations are those of the author and are not necessarily endorsed by the United States Air Force.

is likely to push the limits of computing for some time to come. The computing requirements of these surveys are best understood in terms of the number of operations required to process a single pixel or a single detection. By looking at the data reduction pipeline in these terms it is easy to determine the overall computing needs of a given data stream by multiplying the data rate by the per pixel processing requirement.

2.1. Computing Requirements

Figure 1 shows the steps that are common to most data reduction pipelines. The primary driver is the matched filtering step which involves 2D convolutions of the entire image. Such convolutions can easily result in as many as 10^4 operations per pixel and requires a sizable amount of computing to keep up with the data rate. Detection processing also involves 2D convolutions but of a sparser nature. Although the real-time processing requirements of a survey may be readily satisfied by a few tens of computers, it is quite common to re-run the data processing pipeline on several years worth of data after the pipeline software has been upgraded. In such cases, hundreds or even thousands of computers will be needed to re-process the data in a reasonable time.

For example, to support a camera with a real time data rate of 100 million pixels per second (e.g. the LSST) requires a computer system that can *deliver* 100 Gigafllops, which is approximately 1000 of todays state of the art workstations. To re-process such a data stream could require millions of such computers.

2.2. Software Requirements

The primary difficulty in developing high performance pipeline software is the large number of systems architecture issues (number of processors, total memory, network bandwidth, disk bandwidth, ...) that need to be considered in order to keep up with the data rate (see Figure 2). In other words, the software pipeline becomes highly tuned to the system, which in turn increases the size of the code and the expertise necessary to maintain the code. In addition, upgrading to a new system can require a significant re-write. All of these issues mean that there is very little code re-use across different data pipelines.

Unfortunately, the need for highly tuned software will only grow in the future as next generation computers incorporate more complex features (e.g., multi-processor chips, on chip vector units, multi-threading, ...). While it is now possible to get 1% or 10% of a computers peak performance with little or no optimization, in the future an un-optimized program can expected to give less than 0.1% of peak performance. In other words, the price of not being optimized to the hardware will increase.

3. Enabling Technologies

The primary goals of a computer system architect are to manage complexity and to create systems that avoid the need for heroic programming efforts to meet the program milestones. In the context of a real-time data reduction pipeline this means developing simplified abstractions of the hardware and software so as to isolate the specifics of the application from the specifics of the hardware.

In the previous section, the argument for complex, highly parallel computing systems was presented. Without such systems it will require months to analyze a single nights worth of observations, and significantly longer to re-process a significant portion of a survey.

3.1. High Speed Interconnects

One way to create a less complex parallel computing systems is to invest in extremely capable networks. Minimizing network usage is the single most common optimization step performed in writing parallel software. High performance networks greatly alleviate the pressure on the programmer to implement to the specific hardware. In other words, it is incumbent the system architect to assemble a “balanced” system (i.e. computation vs. communication). Fortunately, the rapid rise of the Internet and cluster computing has driven the need for ever more capable interconnects. As a result a variety of technologies will be available for producing systems that are well balanced for data processing pipelines (see Figure 3).

3.2. High Performance Parallel Software Libraries

A fast method for implementing high performance data pipelines is to re-use already optimized code. The best way is to leverage existing libraries (e.g. Lapack, ScaLapack, FFTW, VSIPL, ...) developed by other communities (see Figure 4). These software packages remove the majority of the effort required to achieve optimal performance on a given computer. In addition, it is important for the community to increase the capability of the data pipeline applications it has developed (e.g. IRAF, IDL, ...). Currently, these tools provide a variety of application specific functions. Unfortunately, they are not designed for real-time parallel data pipelines. It would be highly beneficial to upgrade (and add to) these tools so that they can exploit the hardware technology that will be required to effectively process large surveys.

4. Summary

The NVOs core data mining and archive federation activities are heavily dependent on the underlying data pipeline software necessary to translate the raw data into scientifically relevant source detections. The data pipeline software dictates: the raw data storage and retrieval mechanisms, the meaning and format of the fields in the source catalogs, and the ability of the NVO users to re-analyze raw data for their own purposes. Increasing the performance of the core data pipeline software so that it can address the needs of current and future high data rate surveys is an important activity that should be addressed in concert with the development of the NVO.

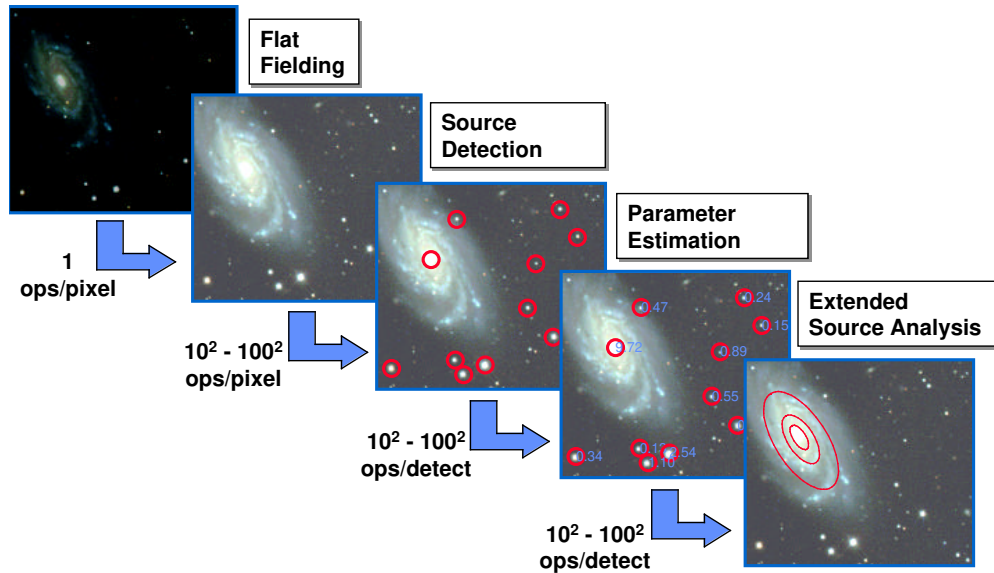
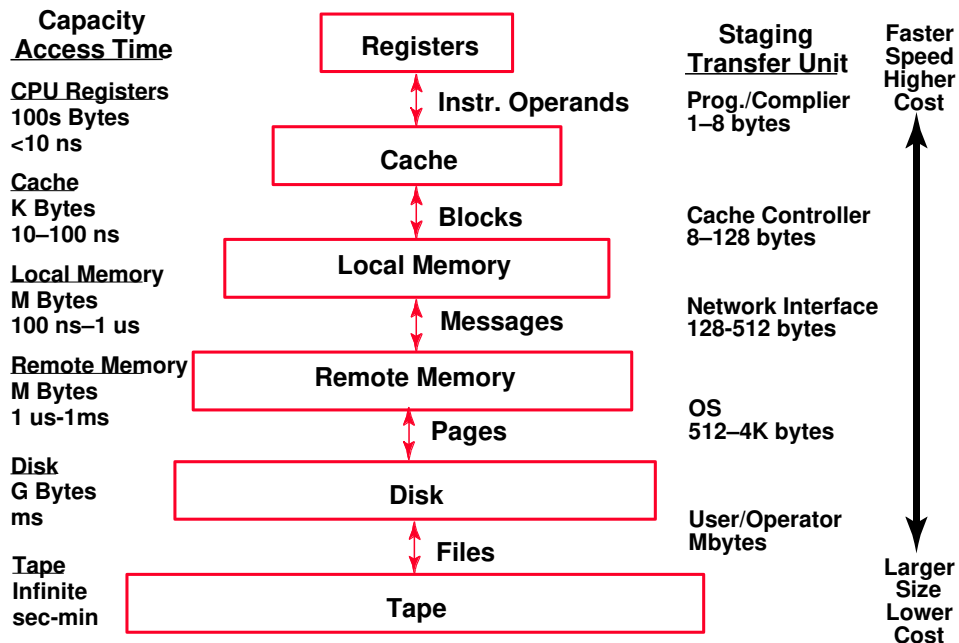


Figure 1. Standard steps in a data reduction pipeline. The computing requirements to fulfill the operation are shown below each step.



Adapted from: Dave Patterson, Computer Architecture and Engineering Course, University of California, Berkeley, Fall, 1997

Figure 2. The complex memory hierarchy of a modern computer system. Typically, a data reduction pipeline incorporates the details of this memory hierarchy into the program, which limits portability and re-use of pipeline software.

	One-way link peak bandwidth (MB/s)	Bisection width (links) vs processors (P)
Cray T3E-900	480	$\sim 4P^{2/3}$, 256 max
CSPI	160	$\sim P/2$, 64 max
Mercury Race++	267	8 max (Note 1)
SKY	320	$\sim P/32$, 20 max (Note 2)
VLSI Photonics	1000	P (Note 3)

(1) Race++ ILK16P interconnect. Multipoint configurations may have more links.

(2) Assumes 6U boards, 3-level crossbar tree. 9U would give fewer links per processor, same max.

(3) Projected performance; assumes fully connected, single-level crossbar switch

Figure 3. Current and future capabilities of various interconnect technologies.

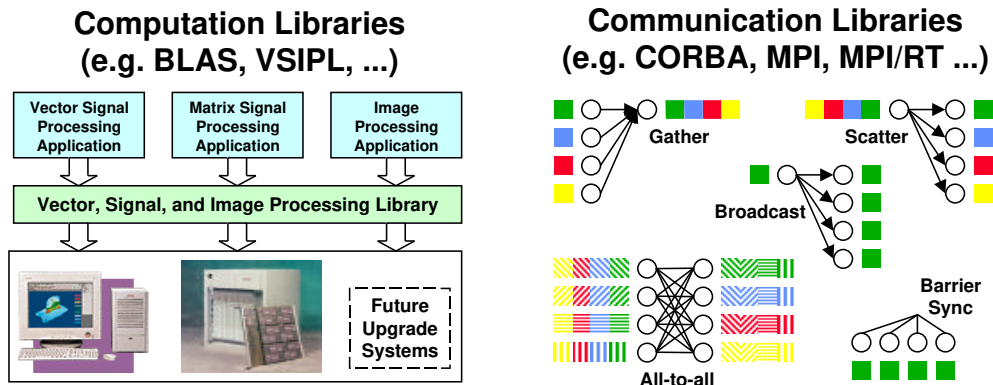


Figure 4. Summary of various existing software libraries and their capabilities.