

DISCOVERY OF NEARLY COHERENT OSCILLATIONS WITH A FREQUENCY OF ~ 567 HZ DURING TYPE-I X-RAY BURSTS OF THE X-RAY TRANSIENT AND ECLIPSING BINARY X 1658–298

RUDY WIJNANDS^{1,4}, TOD STROHMAYER², & LUCÍA M. FRANCO³

Submitted to ApJ Letters: August 31, 2000

ABSTRACT

We report the discovery of nearly coherent oscillations with a frequency of ~ 567 Hz during type-I X-ray bursts from the X-ray transient and eclipsing binary X 1658–298. If these oscillations are directly related to the neutron star rotation then the spin period of the neutron star in X 1658–298 is ~ 1.8 ms. The oscillations can be present during the rise or decay phase of the bursts. Oscillations during the decay phase of the bursts show an increase in the frequency of ~ 0.5 to 1 Hz, however, in one particular burst the oscillations reappear at the end of the decay phase at about 571.5 Hz. This represents an increase in oscillation frequency of about 5 Hz which is the largest frequency change seen so far in a burst oscillation. It is unclear if such a large change can be accommodated by present models used to explain the frequency evolution of the oscillations. We also observed several bursts during which the oscillations are detected at much lower significance or not at all. Most of these bursts happen during periods of X-ray dipping behavior, strongly suggesting that the X-ray dipping decreases the amplitude of the oscillations. The two bursts without oscillations which did not happen during X-ray dips exhibit other differences (one burst is only half as bright and the other burst has an unusual decay profile) from the bursts which exhibit oscillations, and these differences might conceivably account for their lack of oscillations. We discuss our discovery in the framework of the neutron star spin interpretation and the possibility of constraining the binary X-ray mass function in this system for which the orbital period and the inclination are well constrained.

Subject headings: accretion, accretion disks — stars: individual (X 1658–298)— stars: neutron — stars: rotation — X-rays: stars — X-rays: bursts

1. INTRODUCTION

Of the more than fifty low-mass X-ray binaries (LMXBs) that exhibit type-I X-ray bursts only in six systems have nearly coherent oscillations (NCOs) during X-ray bursts been detected. (Strohmayer et al. 1996, 1997b; Smith, Morgan, & Bradt 1997; Zhang et al. 1997, 1998; Markwardt, Strohmayer, & Swank 1999; these oscillations are also called 'burst oscillations'). The high coherence of these oscillations (e.g., Strohmayer & Markwardt 1999; Munro et al. 2000), their

strength (Strohmayer, Zhang, & Swank 1997a; Strohmayer et al. 1998a), and their frequency stability over many years (Strohmayer et al. 1998b) strongly suggest that they are due to the spin of the neutron star. Their observed frequencies (300 - 600 Hz) are also consistent with the spin periods of other known rapidly rotating neutron stars, for example, the millisecond radio pulsars, and the 401 Hz accreting X-ray pulsar SAX J1808.4–3658 (Wijnands & van der Klis 1998; Chakrabarty & Morgan 1998). Four of the burst oscillation systems are persistent sources and can be studied

¹Center for Space Research, Massachusetts Institute of Technology, 77 Massachusetts Avenue, Cambridge, MA 02139-4307, USA; rudy@space.mit.edu; Chandra Fellow

²Laboratory for High Energy Astrophysics, Goddard Space Flight Center, Greenbelt, MD 20771

³University of Chicago, 5640 S. Ellis Ave., Chicago IL 60637

⁴Chandra Fellow

extensively so that the properties of their bursts (i.e., the NCOs) can be correlated with the overall behavior of the source (i.e., the variations in the mass accretion rate), although this has so far only been done for two systems (Muno et al. 2000; Franco 2000). The other two sources are transients and the NCOs can only be studied when these sources are in outburst. Such outbursts occur infrequently and only a limited number of X-ray bursts from them have been observed. Because of limited amount of published results, the phenomenology of how the properties of burst oscillations relate to source state and mass accretion rate are not yet well understood.

The low-mass X-ray binary X 1658–298 (also known as MXB 1659–29 or 4U 1658–29) is an X-ray transient and was discovered by Lewin, Hoffman, & Doty (1976). They reported type-I X-ray bursts from the system, and thus demonstrated that the compact object in X 1658–298 is a neutron star. Cominsky & Wood (1984, 1989) found that the source displays deep X-ray dips and eclipses every ~ 7.1 hours, which most likely is the orbital period of the system. After an outburst in 1978 the source remained in quiescence until April 1999, when it was again found to be active (in 't Zand et al. 1999). The *RXTE*/ASM light curve⁵ shows that as of the time of submission of this Letter (31 August 2000) the source is still active. An updated ephemeris for the orbital period was obtained by Wachter, Smale, & Bailyn (2000), using public TOO observations of X1658–298 performed with the proportional counter array (PCA) on the *Rossi X-ray Timing Explorer* (*RXTE*). We searched the archival *RXTE* data (public TOO observations and proprietary data which have become publicly available) of X 1658–298 for type-I X-ray bursts and we then searched the bursts we found for the presence of NCOs. Here, we report the discovery of NCOs at a frequency of ~ 567 Hz during five bursts from X1658–298.

2. OBSERVATIONS, ANALYSIS, AND RESULTS

Since its reappearance in April 1999 (in 't Zand et al. 1999), X 1658–298 has been observed by *RXTE* on many occasions, both as a result of proprietary Cycle 4 observations and also via public TOO observations (during Cycle 4 and 5). We searched all the currently public archival data for X-ray bursts using the Standard 1 data mode.

Besides this mode and the Standard 2 mode, data were collected using an event mode with a time resolution of $122 \mu\text{s}$ in 64 energy channels (E_125us_64M_0_1s; covering the full *RXTE* energy range of 2–60 keV). These event mode data were used to search for and study oscillations during the type-I bursts.

We found a total of 13 bursts, five of which occurred during intervals of X-ray dipping activity and one occurred during an eclipse and only the end of its decay phase could be studied. Of the bursts which occurred outside the X-ray dips, one burst was only about half as bright as the other bursts. Only during six bursts were all five PCA detectors on and for the other bursts only four (six bursts) or three (one burst) detectors were active.

We searched the bursts for NCOs by using the Z_n^2 statistic (in particular the Z_1^2 statistic because burst oscillations are highly sinusoidal) which was first used for analyzing the timing properties of X-ray bursts by Strohmayer & Markwardt (1999; see also Buccheri et al. 1983). We computed Z_1^2 throughout the bursts using overlapping 2 second intervals with a new interval defined every $1/4$ second. The Z_1^2 statistic has the same statistical properties as a Leahy normalized power spectrum. Thus, for a purely random Poisson process it is distributed as the χ^2 distribution with 2 degrees of freedom. We searched the frequency range from 100 - 1200 Hz and discovered that significant NCOs were present at a frequency of approximately 567 Hz (see Fig. 1) in five bursts. Once a significant detection at 567 Hz was found in the first burst examined, we were able to narrow our search in frequency space and thus improve our detection sensitivity for subsequent bursts. For a few of the remaining eight bursts we have indications that the oscillations might also be present, however, the significances are considerably lower than those observed for the other five bursts. We do not investigate these bursts in more detail and we focus on the five bursts with the highly significant oscillations. In a future paper, we will discuss all bursts and correlate the strength of the oscillations with the properties of the bursts (i.e., peak flux, fluence, radius expansion) and with the properties of the source (mass accretion rate, orbital phase).

The strength of the oscillations is typically be-

⁵The *RXTE*/ASM light curve of X1658–298 can be found at http://xte.mit.edu/ASM_lc.html

tween 10% and 20 % rms amplitude in the energy range 2–60 keV (including the persistent source count rate) and the folded light curves of the oscillations are very sinusoidal (see, e.g., Fig. 2). For two of these bursts the NCOs were only present during the rising phase of the bursts (e.g., Fig. 1*a*) and for the other three bursts mainly in the tail of the bursts (e.g., Fig. 1*b*). The broad distribution in frequency of the contours near the burst rise in Figure 1*a* is due to the transient nature of the oscillations. It is still not clear what determines the time or times during the bursts when oscillations are present. We are in the process of analyzing all the bursts in order to determine if the presence of the NCOs at a certain stage in the bursts is correlated with any of the other burst properties (e.g., the burst profile, peak bolometric flux, episodes of photospheric radius expansion).

When the oscillations are found in the tail of the bursts, the frequency of the oscillations increases slightly by 0.5 to 1 Hz (see Fig. 1*b*). However, in one burst we found a very interesting evolution of the oscillation frequency. The oscillation frequency during the decay phase of the burst increased slightly by about 1 Hz after which the oscillation died away. However about 4 seconds later the oscillation again appeared but at a frequency of 571.5 Hz (see Fig. 3*a*). These oscillations near 571.5 Hz have similar peak Z_1^2 power as the oscillations earlier on ($Z_1^2 \sim 30 - 40$) and therefore are very likely to be real. If so this represents the largest frequency change in any burst oscillation reported to date. To study this behavior further we decided to examine the energy dependence of the oscillations. We found that the oscillations at 571.5 Hz are most clearly visible below 6 keV, whereas when the frequency is close to 567 Hz the oscillations are stronger above 6 keV. This demonstrates that the oscillation had a different energy dependence at different times during the burst.

3. DISCUSSION

We have discovered nearly coherent oscillations at a frequency of approximately 567 Hz during five type I X-ray bursts observed from the X-ray transient and eclipsing binary X 1658–298. This makes this source the seventh source for which highly significant burst oscillations have been found. The properties of these oscillations (their coherence, their strengths, their long-term stability) make it likely that they are directly re-

lated to the spin frequency of the neutron star (or its first overtone as in 4U 1636–53; Miller 1999). In this interpretation, the spin period of the neutron star in X 1658–298 would be ~ 1.8 ms. This is well within the range of what has been observed for the other sources which exhibit burst oscillations.

The frequency of the oscillation in the tail increases slightly by about 1 Hz (see Fig. 1*b*), similar to what has been observed before in all of the other burst oscillation sources (e.g., Strohmayer et al. 1996, 1998a; Markwardt et al. 1999; Muno et al. 2000). However, for one burst we observed a frequency increase of ~ 5 Hz (Fig. 3), the largest increase so far observed for any system. During this burst the oscillations have a different energy dependence at different frequencies: the oscillations are considerably harder when the frequency is observed near 567 Hz than when it reached 571.5 Hz. In the interpretation that the burst oscillations are due to the rotation of the neutron star, the evolution of the frequency of the oscillations (usually an increase of the frequency) observed in the tail of the bursts has been explained by assuming that the bursting layer on the neutron star surface expands by several tens of meters (e.g., Strohmayer et al. 1997; Cumming & Bildsten 2000). This height increase causes the layer to slow down and the frequency of the oscillations to decrease, only to spin up again when the layer settles back on the neutron star surface. To explain the large (5 Hz) increase in frequency we observed for X 1658–298, a simple estimate indicates that the burning layer would have to expand by about 40–45 m. Cumming & Bildsten (2000) recently investigated the amount of hydrostatic expansion expected from bursts over a range of conditions. They find that $\Delta z(90\%)$, the increase in the height of the layer which contains 90 % of the mass, can be as large as about 40 m, such it may be possible to account for such a change in the frequency. It is not clear why the large frequency increase is only observed for this burst and not for the others, but it is hard to draw conclusions from a single event. Additional observations will be needed to confirm this interesting behavior.

Besides the five bursts which exhibit the very significant NCOs, we also found several bursts with only weak indications that NCOs are present. Remarkably, all but two of these bursts occur during orbital phase interval 0.75–

0.02 (as determined using the ephemeris provided by Wachter et al. 2000; including the burst during an eclipse). The absence or the presence of only weak NCOs might be due to the fact that during this orbital phase interval the source exhibit strong dipping behavior which is most likely caused by matter coming in to the line of sight. This matter (partly) obscures our view of the inner system and will also attenuate the NCOs. The density of the obscuring matter is highly variable and if the density decreases significantly, it is possible that the NCOs can be detectable at a low significance level, similar to what we observe.

However, the above simple picture does not hold for all bursts. We observe one burst during orbital phase 0.96 which exhibit strong NCOs, and two bursts outside the dipping phase (orbital phase of 0.16 and 0.62) which do not exhibit these oscillations. The burst at orbital phase 0.96 which shows the NCOs can be explained by assuming that although the source has not entered the eclipsing phase yet, the dipping activity has already subsided and we are able to observe the inner system again. This is consistent with the absence of any clear dipping activity in the persistent emission before and after (but before the eclipse) this burst. The reason that the two bursts which occurred completely outside the dipping phase did not exhibit NCOs might be because these bursts behaved differently than the other bursts. The burst at orbital phase 0.16 was only about half as bright as the other bursts and might not have been sufficiently bright for the oscillations to be either produced or be detectable above our sensitivity limit. The burst at orbital phase 0.62 is as bright as the bursts with NCOs, and all detectors were on so we can exclude the presence of NCOs with similar strengths as we observed for the bursts with NCOs. However, the decay profile of this burst is different from that of the other bursts, with an excess of flux several (2 to 4) seconds after the peak of the bursts, just when oscillations are expected to be present (as judge from the other bursts which do have NCOs). The physical processes involved in producing this extra emission might also have caused the inhibition of the NCO mechanism.

X 1658–298 is the first X-ray dipping and eclipsing binary for which NCOs have been discovered and in this system the binary inclination is well constrained ($i \sim 75^\circ\text{--}80^\circ$) compared to the other systems. Because the other systems do not ex-

hibit X-ray dips their inclination is lower than $\sim 70^\circ$ and most likely the range of inclination angles for these systems is large. It seems likely that system inclination is an important factor in determining whether a source will show burst oscillations. In order for rotational modulation to be effective the line of sight must not be too close to the spin axis of the neutron star. Since this axis is almost certainly perpendicular to the orbital plane systems with high inclination have the most favorable geometry for producing rotational modulation. The fact that burst oscillations are seen in X 1658–298 is at least consistent with this simple argument. Unfortunately, the inclinations of other burst oscillation sources are not so tightly constrained, so it is not possible at present to state that inclination is the primary factor in burst oscillation observability. Indeed, it may be that other factors are as important as inclination in producing observable burst oscillations, for example, the magnetic field strength may be important in pooling fuel at the magnetic poles, as suggested by Miller (1999) in the context of 4U 1636–53. At the moment, however, it is still unclear why only a few sources exhibit these burst oscillations.

Due to its high inclination and hence the strong constraints on the binary parameters, X 1658–298 is an excellent source in order to try to determine the X-ray mass function from the burst oscillations as proposed by Strohmayer et al. (1998b). The bursts which exhibit the oscillations during the tail of the outbursts are the most promising bursts in order to perform such a measurement if one assumed that the highest frequency observed is the neutron star spin frequency. However, so far we have only observed three bursts for which the oscillations are strong in the tail. More bursts are needed in order to obtain strong constraints, especially because during one burst the highest observed frequency is several Hz larger than the highest observed frequencies in the other two bursts, which cannot be due to Doppler shifts alone.

This work was supported by NASA through Chandra Postdoctoral Fellowship grant number PF9-10010 awarded by CXC, which is operated by SAO for NASA under contract NAS8-39073. This research has made use of data obtained through the HEASARC Online Service, provided by the NASA/GSFC.

REFERENCES

- Buccheri, R. et al. 1983, A&A, 128, 245
- Chakrabarty, D. & Morgan, E. H. 1998, Nature, 394, 346
- Cominsky, L. R. & Wood, K. S. 1984, ApJ, 283, 765
- Cominsky, L. R. & Wood, K. S. 1989, ApJ, 337, 485
- Cumming, A. & Bildsten, L. 2000, ApJ, in press (astro-ph/0004347)
- Franco, L. M. 2000, ApJ, in preparation
- in 't Zand, J., Heise, J., Smith, M. J. S., Cocchi, M., Natalucci, L., Celidonio, G. 1999, IAU Circ.7138
- Lewin, W. H. G., Hoffman, J. A., & Doty, J. 1976, IAU Circ.2994
- Markwardt, C. B., Strohmayer, T. E., & Swank, J. H. 1999, ApJ, 512, L125
- Miller, M. C. 1999, ApJ, 515, L77
- Muno, M. P., Fox, D. W., Morgan, E. H., Bildsten, L. 2000, ApJ, in press (astro-ph/0003229)
- Smith, D. A., Morgan, E. H., & Bradt, H. 1997, ApJ, 479, L137
- Strohmayer, T. E. & Markwardt, C. B. 1999, ApJ, 516, L81
- Strohmayer, T. E., Zhang, W., & Swank, J. H. 1997a, ApJ, 487, L77
- Strohmayer, T. E., Zhang, W., Swank, J. H., Smale, A., Titarchuk, L., Day, C. 1996, ApJ, 469, L9
- Strohmayer, T. E., Jahoda, K., Giles, A. B., Lee, U. 1997b, ApJ, 486, 355
- Strohmayer, T. E., Zhang, W., Swank, J. H., White, N. E., Lapidus, I. 1998a, ApJ, 498, L135
- Strohmayer, T. E., Zhang, W., Swank, J. H., Lapidus 1998b, ApJ, 503, L147
- Wachter, S., Smale, A. P., & Bailyn, C. 2000, ApJ, 432, 367
- Wijnands, R. & van der Klis, M. 1998, Nature, 394, 344
- Zhang, W., Lapidus, I., Swank, L. H., White, N. E., Titarchuk, L. 1997, IAU Circ., 6541
- Zhang, W., Jahoda, K., Kelley, R. L., Strohmayer, T. E., Swank, J. H., Zhang, S. N. 1998, ApJ, 495, L9

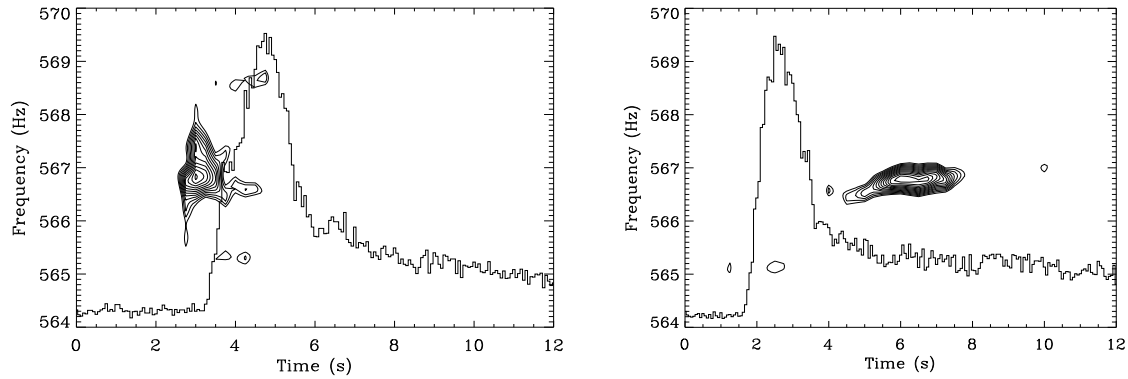


FIG. 1.— The dynamical power spectra in the energy range 2–22 keV of the bursts on 1999 April 9, 14:46 UTC (*a*) and on 1999 April 10, 9:48 UTC (*b*) which clearly show the oscillations near 567 Hz. The lowest contour plotted is $Z_1^2 = 14$, and the contours go up in steps of 2. The burst profiles are over-plotted with arbitrary units.

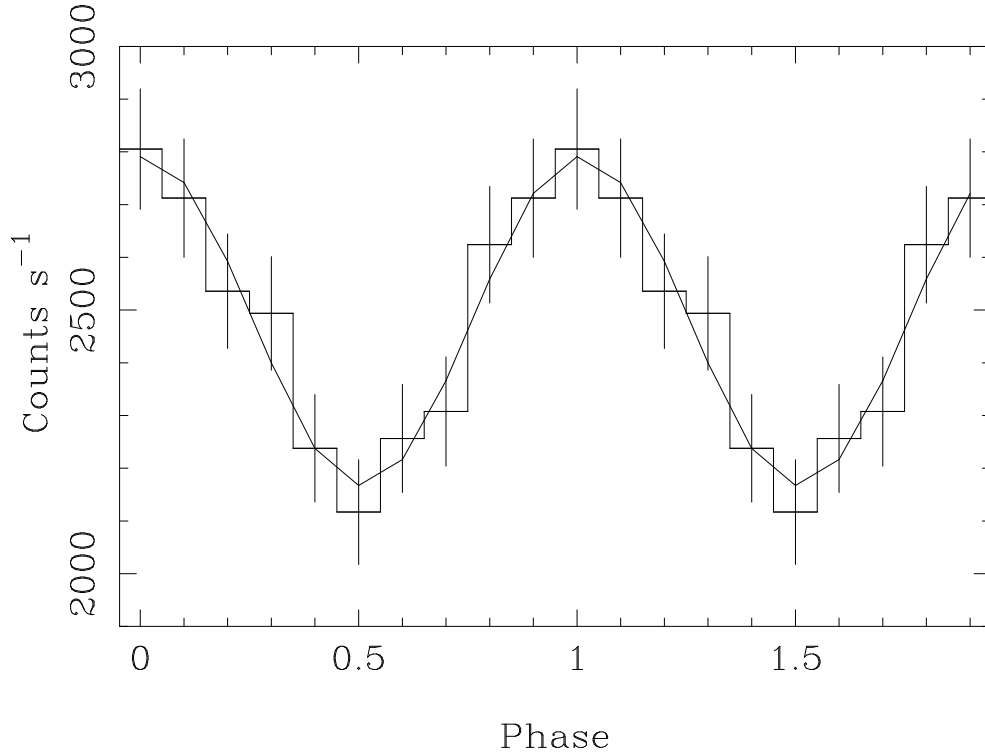


FIG. 2.— Folded light curve in the energy range 2–22 keV of the oscillations observed during the tail of burst which started on 1999 April, 9:48 UTC at a frequency of ~ 567 Hz. Two periods are shown for clarity.

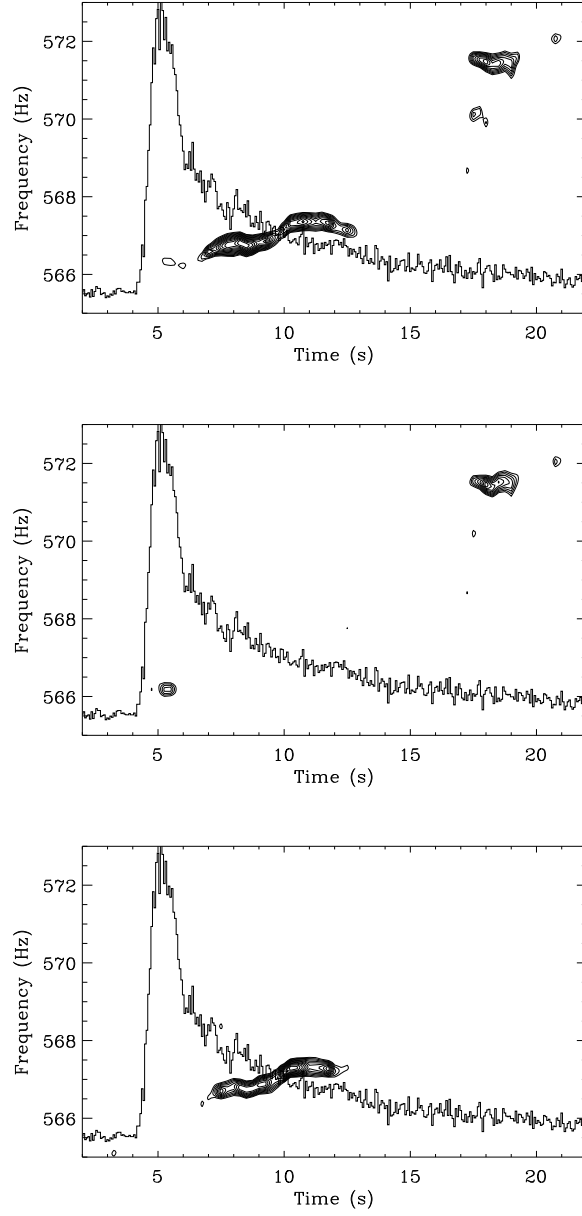


FIG. 3.— The dynamical power spectrum of the burst at 1999 April 14, 11:48 UTC for the energy range 2–22 keV (*top panel*), the soft band (2–6 keV; *middle panel*), and the hard band (6–22 keV; *bottom panel*). The lowest contour plotted is $Z_1^2 = 14$, and the contours go up in steps of 2. The burst profile is over-plotted with arbitrary units.