

Conditions for deconfinement transition signals from compact star rotation

D. Blaschke*

Institute for Nuclear Theory, University of Washington, Box 351550, Seattle, WA 98195

H. Grigorian†

Fachbereich Physik, Universität Rostock, D-18051 Rostock, Germany

G. Poghosyan†

*European Centre for Theoretical Studies in Nuclear Physics and Related Areas,
Strada delle Tabarelle 286, 38050 Villazzano (Trento), Italy*

A phase diagram for compact stars in the angular velocity (Ω) - baryon number (N) plane is obtained with a dividing line $N_{\text{crit}}(\Omega)$ for quark core configurations. Trajectories of compact star evolution in this diagram are studied for different scenarios defined by the external torque acting on the star due to radiation and/or mass accretion. They show a characteristic change in the rotational kinematics when entering the quark core regime. Population clustering of accreting low-mass X-ray binaries in the $\Omega - N$ plane at the line $N_{\text{crit}}(\Omega)$ is suggested as an observable signal for the deconfinement phase transition in compact stars. We present the conditions under which this signal appears most pronounced.

PACS numbers: 04.40.Dg, 12.38.Mh, 26.60.+c, 97.60.Gb

Quantum Chromodynamics (QCD) as the fundamental theory for strongly interacting matter predicts a deconfined state of quarks and gluons under conditions of sufficiently high temperatures and/or densities which occur, e.g., in heavy-ion collisions, a few microseconds after the Big Bang or in the cores of pulsars. The unambiguous detection of the phase transition from hadronic to quark matter (or vice-versa) has been a challenge to particle and astrophysics over the past two decades [1,2]. While the diagnostics of a phase transition in experiments with heavy-ion beams faces the problems of strong nonequilibrium and finite size, the dense matter in a compact star forms a macroscopic system in thermal and chemical equilibrium for which signals of a phase transition shall be more pronounced.

Such signals have been suggested in the form of characteristic changes of observables such as the surface temperature [3], brightness [4], pulse timing [5] and rotational mode instabilities [6] during the evolution of the compact object. In particular the pulse timing signal has attracted much interest since it is due to changes in the kinematics of rotation. Thus it could be used not only to detect the occurrence but also to determine the size of the quark core from the magnitude of the braking index deviation from the magnetic dipole value [7].

Besides of the isolated pulsars, one can consider also the accreting compact stars in low-mass X-ray binaries (LMXBs) as objects from which we can expect signals of a deconfinement transition in their interior [7,8]. The observation of quasiperiodic brightness oscillations (QPOs) [9] for some LMXBs has lead to very stringent constraints for masses and radii [10] which according to [11] could

even favour strange quark matter interiors over hadronic ones for these objects. Due to the mass accretion flow these systems are candidates for the formation of the most massive compact stars from which we expect to observe signals of the transition to either quark core stars, to a third family of stars [12] or to black holes.

In this work we introduce a classification of accreting compact stars in the plane of their angular frequency Ω and mass (baryon number N) which we will call *phase diagram*. In this diagram, configurations with quark matter cores are separated from conventional hadronic ones by a critical phase transition line. Our aim is to investigate the conditions under which the passage of this border leads to an observable signal. We will provide criteria under which a particular astrophysical scenario with spin evolution could be qualified to signal a deconfinement transition.

Since our focus is on the elucidation of qualitative features of signals from the deconfinement transition in the pulsar timing we will use a generic form of an equation of state (EoS) with such a transition [7] which is not excluded by the mass and radius constraints derived from QPOs. In our case as well as in most of the approaches to quark deconfinement in neutron star matter a standard two-phase description of the equation of state is applied where the hadronic phase and the quark matter phase are modelled separately. The ambiguity in the choice of the bag constant for the description of the quark matter phase can be removed by a derivation of this quantity [13,14] from a dynamical confining approach [15]. The resulting EoS is obtained by imposing Gibbs' conditions for phase equilibrium with the constraints of globally con-

served baryon number and electric charge [16–18].

In our model calculations we assume quasistationary evolution with negligible convection and without differential rotation which is justified when both the mass load onto the star and the transfer of the angular momentum are sufficiently slow processes.

For our treatment of rotation within general relativity we employ a perturbation expansion with respect to the ratio of the rotational and gravitational energies for the homogeneous Newtonian spherical rotator with the mass density $\rho(0)$ equal to the central density, $E_{\text{rot}}/E_{\text{grav}} = (\Omega/\bar{\Omega})^2$, where $\bar{\Omega}^2 = 4\pi G\rho(0)$. This ratio is a small parameter, less than one up to the mass shedding limit [7].

The general form of the expansion allows us to describe the metric coefficients and the distributions of pressure, energy density and hydrodynamical enthalpy in the following form

$$X(r, \theta; \Omega) = X^{(0)}(r) + (\Omega/\bar{\Omega})^2 X^{(2)}(r, \theta) + O(\Omega^4), \quad (1)$$

where X stands for one of the above mentioned quantities [7]. The series expansion allows one to transform the Einstein equations into a coupled set of differential equations for the coefficient functions defined in (1), which can be solved by recursion. The static solutions, obeying the Oppenheimer-Volkoff equations, are contained in this expansion for the case $\Omega = 0$ when only the functions with superscript (0) remain. The other terms are corrections due to the rotation. We truncate higher order terms $\sim O(\Omega^4)$ in this expansion and neglect the change of the frame dragging frequency, which appears at $O(\Omega^3)$. For a more detailed description of the method and analytic results in the integral representation of the moment of inertia we refer to [7] and to works of Hartle and Thorne [19], Sedrakian and Chubarian [20]. The results of our calculations of rotating compact star configurations can be classified in the plane of angular velocity Ω and baryon number N .

In Fig. 1 we show the resulting phase diagram for compact star configurations which exhibits four regions: (i) the region above the maximum frequency $\Omega_K(N)$ where no stationary rotating configurations are found, (ii) the region of black holes for baryon numbers exceeding the maximum value $N_{\text{max}}(\Omega)$, and the region of stable compact stars which is subdivided by the critical line $N_{\text{crit}}(\Omega)$ into a region of (iii) quark core stars and another one of (iv) hadronic stars, respectively. The numerical values for the critical lines can be model dependent. However, the structure of this phase diagram for the family of compact stars with the lines $\Omega_K(N)$, $N_{\text{max}}(\Omega)$ and $N_{\text{crit}}(\Omega)$ and these four regions should be robust for all models with a deconfinement phase transition.

It is the aim of the present paper to investigate the conditions for a verification of the existence of the critical line $N_{\text{crit}}(\Omega)$ by observation. We will show evidence that

in principle such a measurement is possible since this deconfinement transition line corresponds to a maximum of the moment of inertia, which is the key quantity for the rotational behavior of compact objects, see Fig. 1.

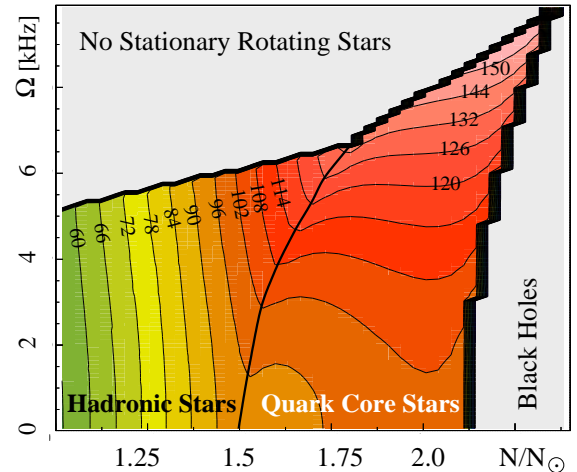


FIG. 1. Phase diagram for configurations of rotating compact objects in the plane of angular velocity Ω and mass (baryon number N). Contour lines show the values of the moment of inertia in $M_{\odot}\text{km}^2$. The line $N_{\text{crit}}(\Omega)$ which separates hadronic from quark core stars corresponds the set of configurations with a central density equal to the critical density for the occurrence of a pure quark matter phase.

In the case of rigid rotation the moment of inertia is defined by

$$I(\Omega, N) = J(\Omega, N)/\Omega, \quad (2)$$

where the angular momentum $J(\Omega, N)$ of the star can be expressed in invariant form as

$$J(\Omega, N) = \int T_{\phi}^t \sqrt{-g} dV, \quad (3)$$

with T_{ϕ}^t being the nondiagonal element of the energy momentum tensor, $\sqrt{-g}dV$ the invariant volume and $g = \det ||g_{\mu\nu}||$ the determinant of the metric tensor. We assume that the superdense compact object rotates stationary as a rigid body, so that for a given time-interval both the angular velocity as well as the baryon number can be considered as global parameters of the theory. The result of our calculations for the moment of inertia (2) can be cast into the form

$$I = I^{(0)} + \sum_{\alpha} \Delta I_{\alpha}, \quad (4)$$

where $I^{(0)}$ is the moment of inertia of the static configuration with the same central density and ΔI_{α} stands for contributions to the moment of inertia from different

rotational effects which are labeled by α : matter redistribution, shape deformation, and changes in the centrifugal forces and the gravitational field [7].

We want to explain why the occurrence of a sharply peaked maximum for the moment of inertia in the $\Omega - N$ plane entails observational consequences for the angular velocity evolution of rotating compact objects. The basic formula which governs the rotational dynamics is

$$\dot{\Omega} = \frac{K(N, \Omega)}{I(N, \Omega) + \Omega (\partial I(N, \Omega) / \partial \Omega)_N}, \quad (5)$$

where $K = K_{\text{int}} + K_{\text{ext}}$ is the net torque acting on the star due to internal and external forces. The internal torque is given by $K_{\text{int}}(N, \Omega) = -\Omega \dot{N} (\partial I(N, \Omega) / \partial N)_\Omega$, the external one can be subdivided into an accretion and a radiation term $K_{\text{ext}} = K_{\text{acc}} + K_{\text{rad}}$. The first one is due to all processes which change the baryon number, $K_{\text{acc}} = \dot{N} dJ/dN$ and the second one contains all processes which do not. For the example of magnetic dipole and/or gravitational wave radiation it can be described by a power law $K_{\text{rad}} = \beta \Omega^n$, see [21,22].

The simple case of the spindown evolution of isolated (non-accreting, $\dot{N} = 0$) pulsars due to magnetic dipole radiation would be described by vertical lines in Fig. 1. These objects can undergo a deconfinement transition if the baryon number lies within the interval $N_{\text{min}} < N < N_{\text{max}}$, where for our model EoS the endpoints of $N_{\text{crit}}(\Omega)$ are $N_{\text{min}} = 1.49 N_\odot$ and $N_{\text{max}} = 1.78 N_\odot$. As it has been shown in [7], the braking index $n(\Omega)$ changes its value from $n(\Omega) > 3$ in the region (iii) to $n(\Omega) < 3$ in (iv). This is the braking index signal for a deconfinement transition introduced by [5].

All other possible trajectories correspond to processes with variable baryon number (accretion). In the phase of hadronic stars, $\dot{\Omega}$ first decreases as long as the moment of inertia monotonously increases with N . When passing the critical line $N_{\text{crit}}(\Omega)$ for the deconfinement transition, the moment of inertia starts decreasing and the internal torque term K_{int} changes sign. This leads to a narrow dip for $\dot{\Omega}(N)$ in the vicinity of this line. As a result, the phase diagram gets populated for $N \lesssim N_{\text{crit}}(\Omega)$ and depopulated for $N \gtrsim N_{\text{crit}}(\Omega)$ up to the second maximum of $I(N, \Omega)$ close to the black-hole line $N_{\text{max}}(\Omega)$. The resulting population clustering of compact stars at the deconfinement transition line is suggested to emerge as a signal for the occurrence of stars with quark matter cores. In contrast to this scenario, in the case without a deconfinement transition, the moment of inertia could at best saturate before the transition to the black hole region and consequently $\dot{\Omega}$ would also saturate. This would entail a smooth population of the phase diagram without a pronounced structure.

The clearest scenario could be the evolution along lines of constant Ω in the phase diagram. These trajectories are associated with processes where the external and in-

ternal torques are balanced. A situation like this has been described, e.g. by [24] for accreting binaries emitting gravitational waves.

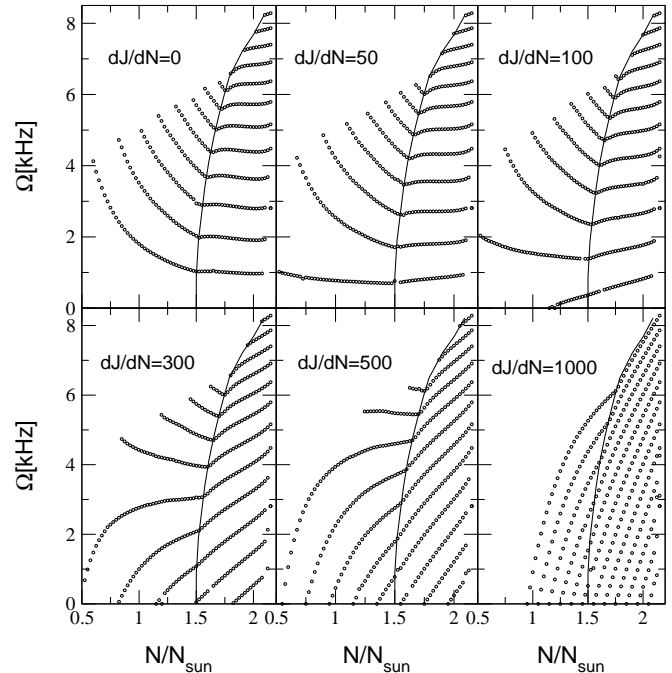


FIG. 2. Phase diagram for compact stars in the angular velocity - baryon number plane with a dividing line for quark core configurations. Trajectories of spin evolution are given for different parameter values of the accretion torque dJ/dN in units of $[M_\odot \text{ km}^2 \text{ kHz}/N_\odot]$ and different initial values J_0 of the angular momentum. The curves in the upper left panel correspond to $J_0 [M_\odot \text{ km}^2 \text{ kHz}] = 300, 400, \dots, 1400$ from bottom to top.

In the following we would like to explore which influence the magnitude of the external torque K_{ext} has on the pronouncedness of the quark matter signal. In Fig. 2 we show evolutionary tracks (dotted) of configurations in the phase diagram of Fig. 1 for different parameter values of the accretion torque and different initial values J_0 of the angular momentum.

As we have discussed above, the narrow dip for $\dot{\Omega}$ as a quark core signal occurs when configurations cross the critical line during a spin-down phase. We can quantify this criterion by introducing a minimal frequency Ω_{min} above which spin-down occurs. It can be found as a solution of the equation for the torque balance at the phase border

$$dJ/dN = K_{\text{int}}(N_{\text{crit}}(\Omega_{\text{min}}), \Omega_{\text{min}}) / \dot{N}. \quad (6)$$

The dependence of Ω_{min} on dJ/dN shown in Fig. 3 can be used to sample accreting compact objects from the region in which the suggested quark matter signal should be most pronounced before making a population statistics.

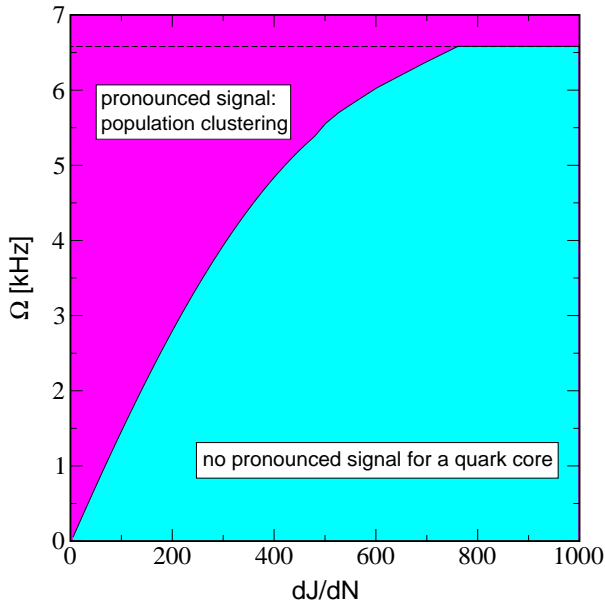


FIG. 3. Dividing line Ω_{\min} for the deconfinement signal in binary systems with spin-up. At a given rate of change of the total angular momentum dJ/dN in units of $[M_{\odot} \text{ km}^2 \text{ kHz}/N_{\odot}]$ all configurations with spin frequency $\Omega_{\min} < \Omega < \Omega_{\max}$ have quark matter cores and the population clustering signal is most pronounced. The dashed line is the maximum spin frequency $\Omega_{\max} \leq \Omega_K(N)$ for which quark core configurations exist.

The ideal candidates for such a search program are LMXBs for which the discovery of strong and remarkably coherent high-frequency QPOs with the Rossi X-ray Timing Explorer has provided new information about the masses and rotation frequencies of the central compact object [9,10,23]. As a strategy for the quark matter search in compact stars one should perform a population statistics among those LMXBs exhibiting the QPO phenomenon which have a small dJ/dN and a sufficiently large angular velocity, see Fig. 3. If, e.g., the recently discussed period clustering for Atoll- and Z-sources [8,24] will correspond to objects in a narrow region of masses, this could be interpreted as a signal for the deconfinement transition to be associated with a fragment of the critical line in the phase diagram for rotating compact stars [25].

We thank N.K. Glendenning, A. Sedrakian, D. Sedrakian and F. Weber for their stimulating interest in our work, C. Gocke, C.D. Roberts and S. Schmidt for their useful remarks. D.B. thanks for the hospitality of Argonne National Laboratory and of the Institute for Nuclear Theory at the University of Washington as well as for partial support of the Department of Energy during the program INT-00-1: "QCD at Nonzero Baryon Density" where part of this work has been performed. G.P. thanks the ECT* Trento for a Fellowship. Discussions during

the Workshop "Physics of Neutron Star Interiors" at the ECT* Trento, in particular with I. Bombaci, M. Colpi, A. Drago, S. Popov, E. Van den Heuvel and D. Voskresensky, have contributed to the completion of this paper. This work was supported in part by the VOLKSWAGEN FOUNDATION under Grant No. I/71 226, by the DEUTSCHE FORSCHUNGSGEMEINSCHAFT (DFG) under Grant No. 436 ARM 17/1/00 and by the DEUTSCHER AKADEMISCHER AUSTAUSCHDIENST (DAAD).

* Permanent address: Fachbereich Physik, Universität Rostock, D-18051 Rostock, Germany

† Permanent address: Department of Physics, Yerevan State University, 375025 Yerevan, Armenia

- [1] L. Riccati, M. Maserà, E. Vercellin (Eds.), *Quark Matter '99*, Elsevier, Amsterdam (1999).
- [2] D. Blaschke, F. Karsch, C.D. Roberts (Eds.), *Understanding Deconfinement in QCD*, World Scientific, Singapore (2000).
- [3] Ch. Schaab, B. Hermann, F. Weber, M.K. Weigel, *Astrophys. J.* **480**, L111 (1997).
- [4] A. Dar and A. DeRújula, astro-ph/0002014.
- [5] N.K. Glendenning, S. Pei, F. Weber, *Phys. Rev. Lett.* **79**, 1603 (1997).
- [6] J. Madsen, *Phys. Rev. Lett.* **85**, 10 (2000).
- [7] E. Chubarian, H. Grigorian, G. Poghosyan, D. Blaschke, *Astron. Astrophys.* **357**, 968 (2000).
- [8] N.K. Glendenning, F. Weber, astro-ph/0003426.
- [9] M. Van der Klis, *Ann. Rev. Astron. Astrophys.*, **38**, 717, 2000.
- [10] M. C. Miller, F. K. Lamb, D. Psaltis, *Astrophys. J.* **508**, 791 (1998).
- [11] X.-D. Li, I. Bombaci, M. Dey, J. Dey, E. P. J. van den Heuvel, *Phys. Rev. Lett.* **83**, 3776 (1999).
- [12] N.K. Glendenning, Ch. Kettner, *Astron. Astrophys.* **353**, L9 (1999).
- [13] D. Blaschke, H. Grigorian, G. Poghosian, C.D. Roberts, S. Schmidt, *Phys. Lett. B* **450**, 207 (1999).
- [14] D. Blaschke, P.C. Tandy, in [2], p. 218.
- [15] A. Bender, D. Blaschke, Yu. Kalinovsky, C.D. Roberts, *Phys. Rev. Lett.* **77** 3724 (1996).
- [16] N.K. Glendenning, *Phys. Rev. D* **46**, 1274 (1992).
- [17] N.K. Glendenning, *Compact Stars*, Springer, New York (1997); chap. 9.
- [18] F. Weber, *Pulsars as Astrophysical Laboratories for Nuclear and Particle Physics*, IoP Publishing, Bristol (1999).
- [19] J.B. Hartle, *Astrophys. J.* **150**, 1005 (1967); J.B. Hartle, K.S. Thorne, *Astrophys. J.* **153**, 807 (1967).
- [20] D.M. Sedrakian, E.V. Chubarian, *Astrofizika* **4**, 239; 551 (1968).
- [21] P. Ghosh, F.K. Lamb, *Astrophys. J.* **234**, 296 (1979).
- [22] S.L. Shapiro, S.A. Teukolsky, *Black Holes, White Dwarfs, and Neutron Stars*, Wiley, New York (1983).
- [23] F.K. Lamb, M.C. Miller, astro-ph/0007460
- [24] L. Bildsten, *Astrophys. J.* **501**, L89 (1998).
- [25] G. Poghosyan, H. Grigorian, D. Blaschke, astro-ph/0101002.