

10^{20} eV Cosmic-Ray and Particle Physics with Kilometer-Scale Neutrino Telescopes

J. Alvarez-Muñiz and F. Halzen

Univ. of Wisconsin, Dept. of Physics, 1150 University Avenue, Madison, Wisconsin 53706, USA.

Abstract

We show that a kilometer-scale neutrino observatory, though optimized for TeV to PeV energy, is sensitive to the neutrinos associated with super-EeV sources. These include super-heavy relics, neutrinos associated with the Greisen cutoff, and topological defects which are remnant cosmic structures associated with phase transitions in grand unified gauge theories. Several new instruments, optimized to EeV energy, are in project or in construction that might detect these neutrinos [4,5]. It is however a misconception that they are required to do this important science, although this is not their primary goal. Because kilometer-scale neutrino telescopes can reject atmospheric backgrounds by establishing the very high energy of the signal events, they have sensitivity over the full solid angle, including the horizon where most of the signal is concentrated. This is important because up-going neutrino-induced muons, routinely considered in previous calculations, are absorbed by the Earth.

I. INTRODUCTION

It has been realized for some time that topological defects are unlikely to be the origin of the structure in the present Universe [1]. Therefore the observation of their decay products, in the form of cosmic rays or high energy neutrinos, becomes the most straightforward way to search for these remnant structures from grand unified phase transitions [2]. Such a search represents an example of fundamental particle physics that can only be done with cosmic beams. We here point out that a kilometer-scale neutrino observatory [3], such as IceCube, has excellent discovery potential for topological defects. The instrument can identify the characteristic signatures in the energy and zenith angle distribution of the signal events. It is a common misconception that different instruments, optimized to EeV signals, are required to do this important science [4,5]. Our conclusions for topological defects extend to other physics associated with $10^{20} - 10^{24}$ eV energies.

We will illustrate our claims by demonstrating IceCube sensitivity to:

- generic topological defects with grand-unified mass scale M_X of order $10^{14} - 10^{15}$ GeV and a particle decay spectrum consistent with all present observational constraints [6],
- superheavy relics, normalized to the Z-burst scenario [7] where the observed ultra high energy cosmic rays (UHECR) of $\sim 10^{20}$ eV energy and above are locally produced by the interaction of superheavy relic neutrinos with the cosmic neutrino background radiation [8],
- neutrinos produced by superheavy relics which themselves decay into the UHECRs [9], and
- the flux of neutrinos produced in the interactions of UHECR cosmic rays with the microwave background [10], the so called Greisen neutrinos. This flux, which originally inspired the concept of a kilometer-scale neutrino detector, is mostly shown for comparison.

The basic reasons for our more optimistic conclusions about the sensitivity of a detector such as IceCube are simple. Unlike first-generation neutrino telescopes, IceCube can measure energy and can therefore separate very high energy signals from the low energy atmospheric neutrino background by energy measurement [11]. The instrument can therefore isolate high energy events over 4π solid angle, and not just in the hemisphere where the neutrinos are identified by their penetration of the Earth. This is of primary importance here because neutrinos from topological defects have energies high enough so that they are efficiently absorbed by the Earth [12]. The signal from above and near the horizon typically dominates the up-going neutrino fluxes by an order of magnitude. We will show that the zenith angle distribution of neutrinos associated with topological defects form a characteristic signature for their extremely high energy origin.

II. NEUTRINO EVENTS

We calculate the neutrino event rates by convoluting the $\nu_\mu + \bar{\nu}_\mu$ flux from the different sources with the probability of detecting a muon produced in a muon-neutrino interaction in the earth or atmosphere:

$$N_{\text{events}} = 2\pi A_{\text{eff}} T \int \int \frac{dN_\nu}{dE_\nu}(E_\nu) P_{\nu \rightarrow \mu}(E_\nu, \cos \theta_{\text{nadir}}) dE_\nu d\cos \theta_{\text{nadir}} \quad (1)$$

where T is the observation time and θ_{nadir} the nadir angle. We assume an effective telescope area of $A_{\text{eff}} = 1 \text{ km}^2$, a conservative assumption for the very high energy neutrinos considered here. It is important to notice that the probability of detecting a muon produced in a muon-neutrino interaction depends on the angle of incidence of the neutrinos. This is because the distance traveled by a muon cannot exceed the column density of matter available for neutrino interaction, a condition not satisfied by very high energy neutrinos produced in the atmosphere. They are absorbed by the Earth and only produce neutrinos in the ice above, or in the atmosphere or Earth near the horizon. The total event rates are shown in Table I. We assume a muon energy threshold of 500 GeV.

Table I: Neutrino event rates above E_ν (min)=500 GeV per year per km^2 in 2π sr for different neutrino sources. The topological defect models (TD) correspond to highest injection rates Q_0 ($\text{ergs cm}^{-3} \text{ s}^{-1}$) allowed in fig.2 of [6]. Also shown is the number of events from p- γ_{CMB} interactions in which protons are propagated up to a maximum redshift $z_{\text{max}} = 2.2$ [10] and the number of neutrinos from a representative AGN diffuse flux $\sim 10^{-6} E^{-2} (\text{cm}^2 \text{ s sr})^{-1}$. The number of atmospheric background events is also shown. The second column corresponds to downward going neutrinos (in 2π sr). The third column gives the number of upward going events (in 2π sr). We have taken into account absorption in the Earth according to reference [12]. IceCube will detect the sum of the event rates given in the last two columns.

Model	$N_{\nu_\mu + \bar{\nu}_\mu}$ (downgoing)	$N_{\nu_\mu + \bar{\nu}_\mu}$ (upgoing)
TD, $M_X = 10^{14} \text{ GeV}$, $Q_0 = 6.31 \times 10^{-35}$, p=0	56,416	57,441
TD, $M_X = 10^{14} \text{ GeV}$, $Q_0 = 6.31 \times 10^{-35}$, p=1	21	12
TD, $M_X = 10^{14} \text{ GeV}$, $Q_0 = 6.31 \times 10^{-35}$, p=2	6	3
TD, $M_X = 10^{15} \text{ GeV}$, $Q_0 = 1.77 \times 10^{-34}$, p=0	50,900	51,046
TD, $M_X = 10^{15} \text{ GeV}$, $Q_0 = 1.58 \times 10^{-34}$, p=1	17	9
TD, $M_X = 10^{15} \text{ GeV}$, $Q_0 = 1.12 \times 10^{-34}$, p=2	3	2
Superheavy Relics Gelmini <i>et al.</i> [8]	30	2.7×10^{-7}
Superheavy Relics Berezhinsky <i>et al.</i> [9]	5	4
P- γ_{CMB} ($z_{\text{max}} = 2.2$) [10]	3	4.5×10^{-2}
$10^{-6} E^{-2}$	10,793	13,284
Atmospheric background	52,669	53,955

Figure 1 shows the $\nu_\mu + \bar{\nu}_\mu$ fluxes used in the calculations. We first calculate the event rates corresponding to the largest flux from topological defects [6] allowed by constraints imposed by the measured diffuse γ -ray background in the vicinity of 100 MeV. The corresponding proton flux has been normalized to the observed cosmic ray spectrum at $3 \times 10^{20} \text{ eV}$; see fig.2 of reference [6]. As an example of neutrino production by superheavy relic particles, we consider the model of Gelmini and Kusenko [8]. In figure 2 and 3 we show the event rates as a function of neutrino energy. In Figure 4 we plot the integral event rates, i.e. the number of events with energy above E_ν . Finally, in Figure 5 we present the angular distribution of the neutrino events for the different very high energy neutrino sources. The characteristic shape of the distribution reflects the opacity of the Earth to high energy neutrinos, typically above

~ 100 TeV. The limited column density of matter in the atmosphere essentially reduces the rate of down-going neutrinos to interactions in the 1.5 km of ice above the detector. The events are therefore concentrated near the horizontal direction corresponding to nadir angles close to 90° . The neutrinos predicted by the model of Gelmini and Kusenko are so energetic that they are even absorbed in the horizontal direction.

Energy measurement is critical for achieving the sensitivity of the detector claimed. One should worry about the fact that a very high energy muon may enter the detector with reduced energy because of energy losses. It could become indistinguishable from atmospheric background [13]. In the PeV energy region this reduction is roughly one order of magnitude, it should be less for the higher energies considered here.

In conclusion, if the fluxes predicted by our sample of models for neutrino production in the super-EeV region are representative, they should be revealed by the IceCube observatory operated over several years.

ACKNOWLEDGMENTS

We thank J.J. Blanco-Pillado for making available to us his code to obtain the neutrino fluxes from topological defects. This research was supported in part by the US Department of Energy under grant DE-FG02-95ER40896 and in part by the University of Wisconsin Research Committee with funds granted by the Wisconsin Alumni Research Foundation. J.A. thanks the Department of Physics, University of Wisconsin, Madison and the Fundación Caixa Galicia for financial support.

REFERENCES

- [1] See Proceedings of the First International Workshop on Particle Physics and the Early Universe, Ambleside, England, 1997, Ed. L. Roszkowski, pp. 403-432.
- [2] P. Bhattacharjee, C.T. Hill and D.N. Schramm, Phys. Rev. Lett. **69**, 567 (1992).
- [3] T.K. Gaisser, F. Halzen and T. Stanev, Phys. Rep. **258**, 173 (1995), and references therein.
- [4] K.S. Capelle, J.W. Cronin, G. Parente and E. Zas, Astropart. Phys. **8**, 321 (1998).
- [5] D. Cline and F.W. Stecker, contributed to OWL/AW Neutrino Workshop on Observing Ultrahigh Energy Neutrinos, Los Angeles, California, Nov. 1999, astro-ph/0003459.
- [6] R.J. Protheroe and T. Stanev, Phys. Rev. Lett. **77**, 3708 (1996) and Erratum **78**, 3420 (1997).
- [7] T. Weiler, Astropart. Phys. **11**, 303 (1999); D. Fargion, B. Mele and A. Salis, Astrophys. J. **517**, 725 (1999).
- [8] G. Gelmini and A. Kusenko, Phys. Rev. Lett. **84**, 1378 (2000).
- [9] V. Berezhinsky, M. Kachelreiß and A. Vilenkin, Phys. Rev. Lett. **79**, 4302 (1997).
- [10] F.W. Stecker et al., Phys. Rev. Lett., **66**, 2697 (1991).
- [11] The IceCube NSF proposal <http://pheno.physics.wisc.edu/icecube/>
- [12] R. Gandhi, C. Quigg, M.H. Reno, I. Sarcevic, Phys. Rev. D **58**, 093009 (1998).
- [13] T.K. Gaisser, talk given at OECD Megascience Forum Workshop, Taormina, Italy, May 1997, astro-ph/9704061.

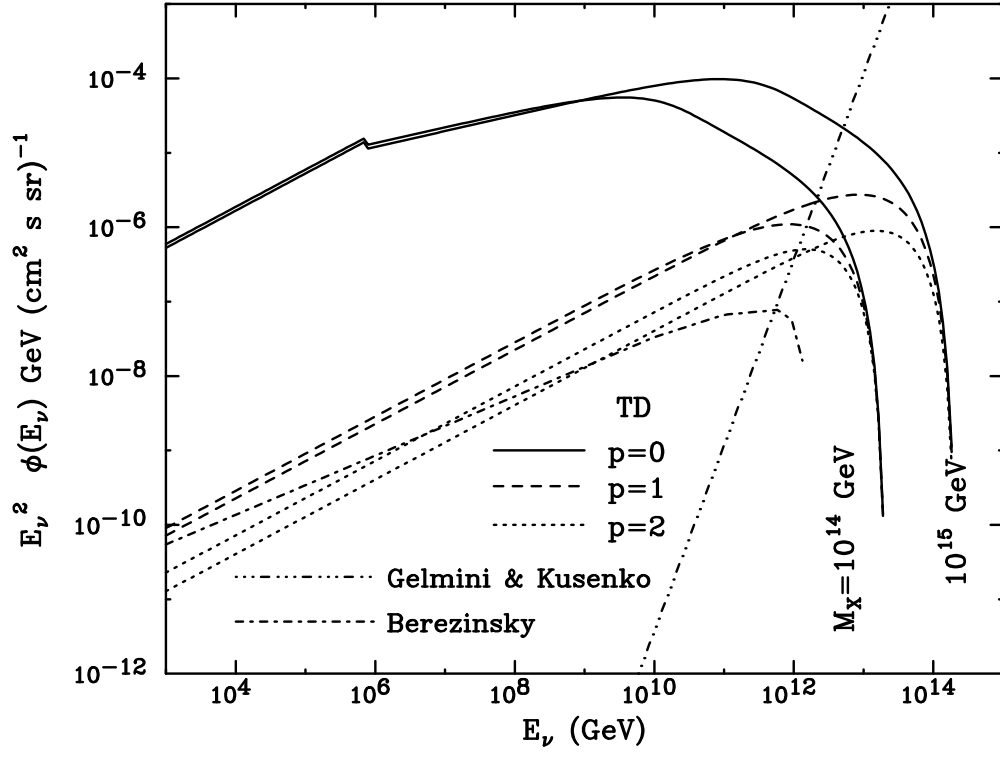


FIG. 1. Maximal predictions of $\nu_\mu + \bar{\nu}_\mu$ fluxes from topological defect models by Protheroe and Stanev. Also shown is the $\nu_\mu + \bar{\nu}_\mu$ from superheavy relic particles by Gelmini and Kusenko and the flux by Berezinsky *et al.*.

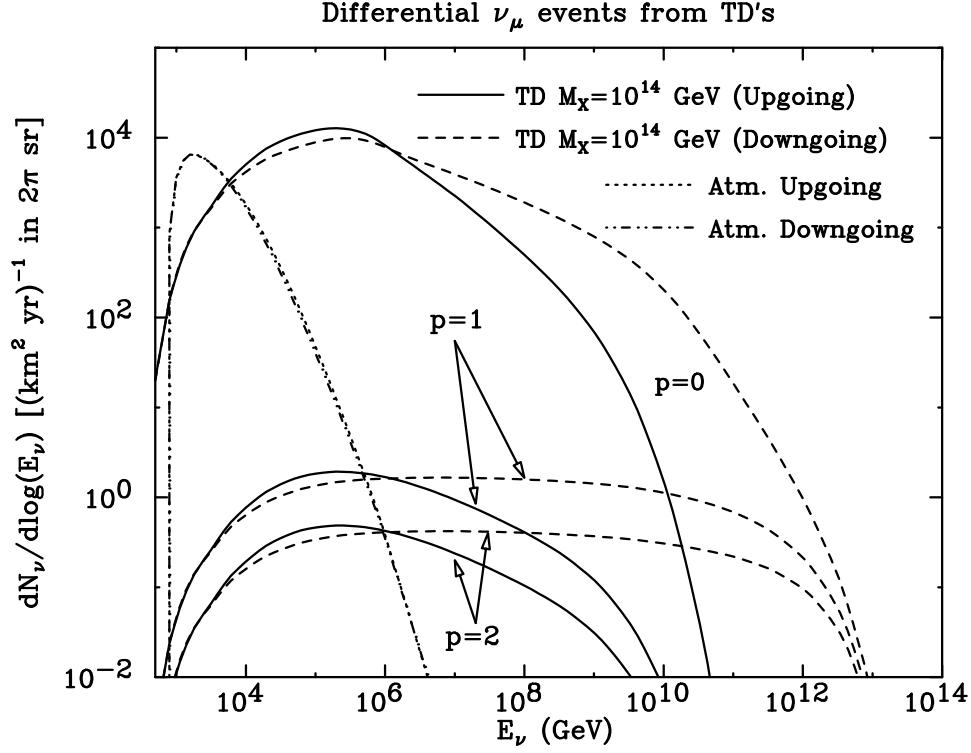


FIG. 2. Differential $\nu_\mu + \bar{\nu}_\mu$ event rates in IceCube from the topological defect fluxes in Fig.1, $E_{\text{threshold}} = 500$ GeV. We have separated the contribution from upgoing and downgoing events to stress the different behavior with energy. The event rate due to atmospheric neutrinos is also shown.

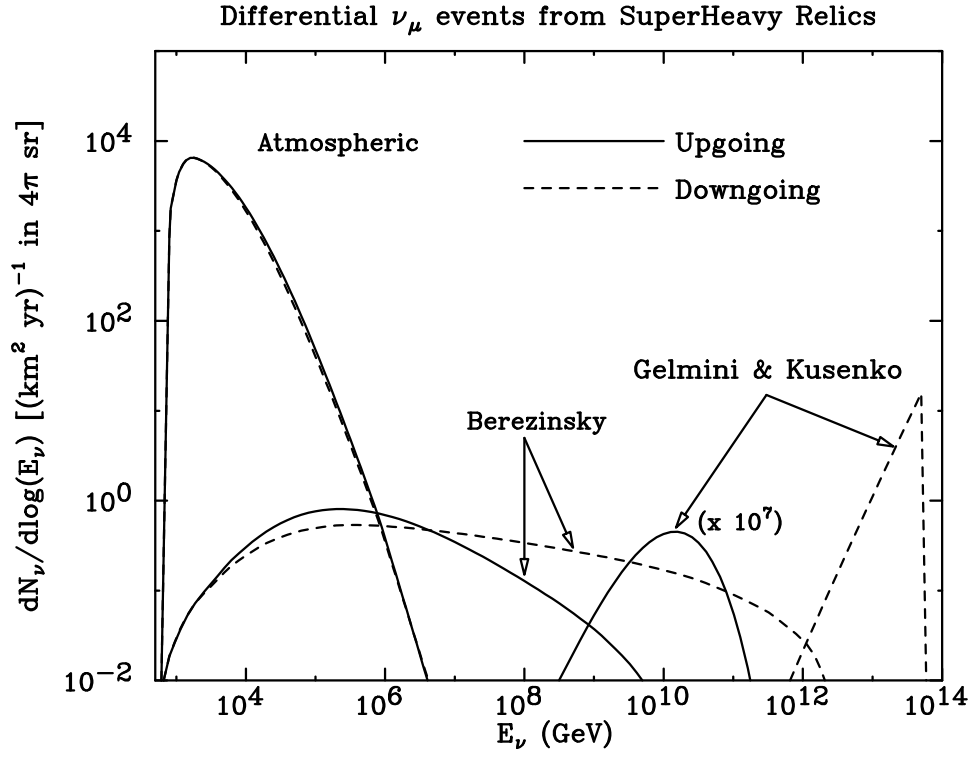


FIG. 3. Differential $\nu_\mu + \bar{\nu}_\mu$ event rates in IceCube from super-heavy relic particles. We have separated the contribution from upgoing and downgoing events to stress the different behavior with energy. $E_{\text{threshold}} = 500$ GeV. The event rate due to atmospheric neutrinos is also shown.

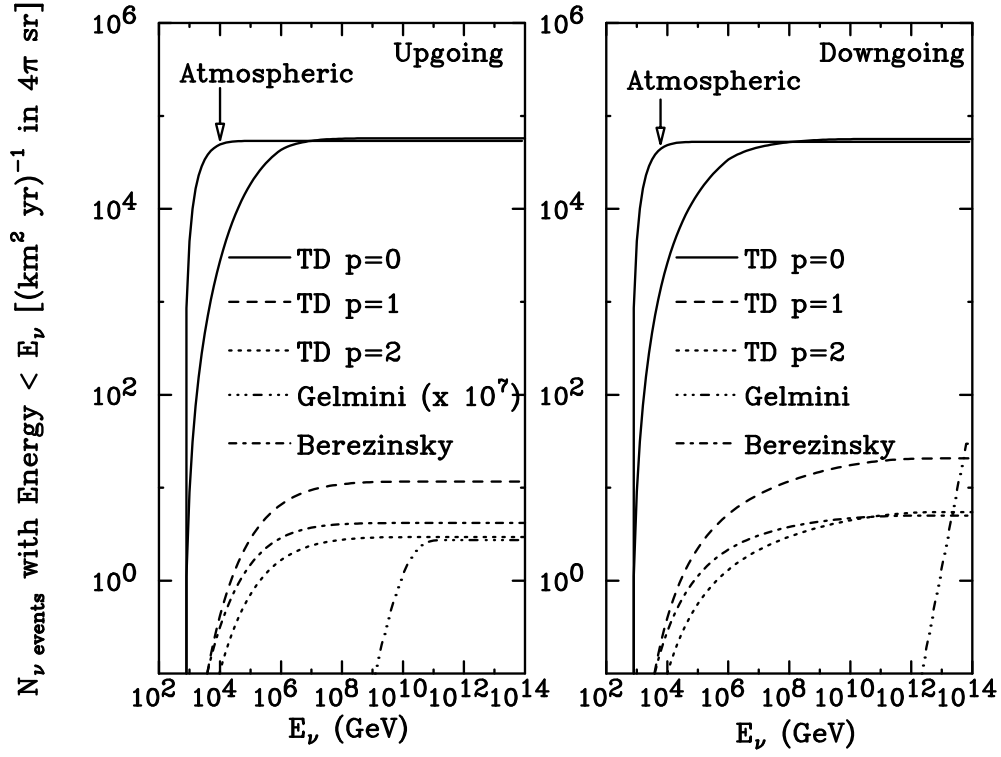


FIG. 4. Integral $\nu_\mu + \bar{\nu}_\mu$ event rates in IceCube from the fluxes in Fig.1, ($E_{\text{threshold}} = 500$ GeV). Atmospheric neutrino events are also plotted. Upgoing and downgoing events are shown separately.

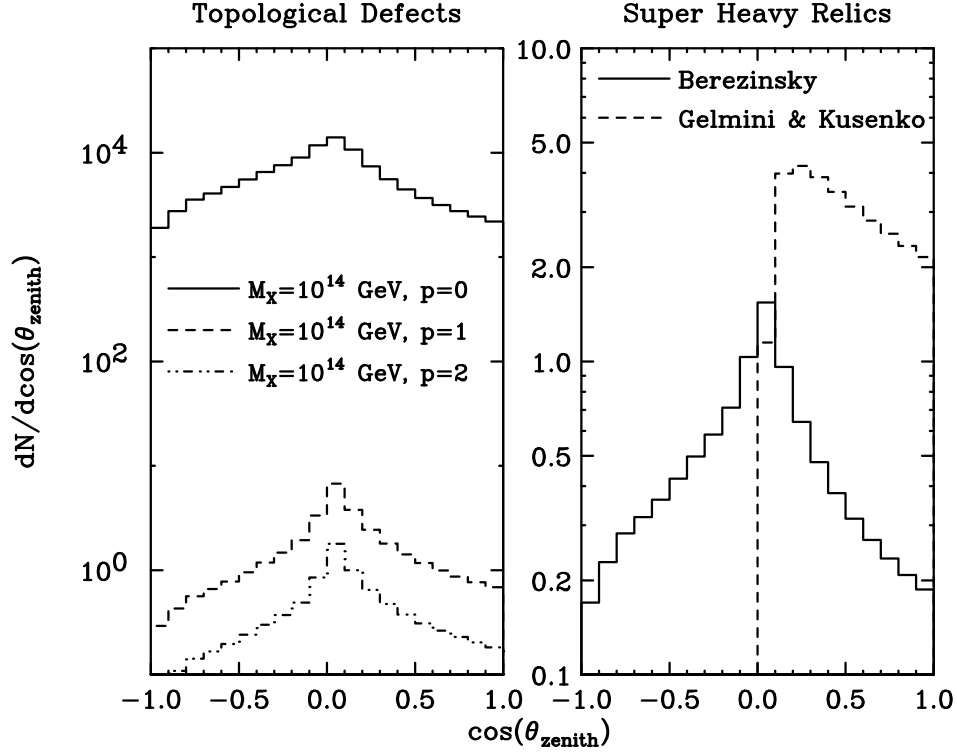


FIG. 5. Zenith angle distribution of the $\nu_\mu + \bar{\nu}_\mu$ events in IceCube. $\cos(\theta_{\text{zenith}}) = -1$ corresponds to vertical upgoing neutrinos, $\cos(\theta_{\text{zenith}}) = 0$ to horizontal neutrinos and $\cos(\theta_{\text{zenith}}) = 1$ to vertical downgoing neutrinos. The detector is located at a depth of 1.8 km in the ice. As before $E_{\text{threshold}} = 500$ GeV.