

Spectral Models of Convection-Dominated Accretion Flows

Gregory H. Ball, Ramesh Narayan
Harvard-Smithsonian Center for Astrophysics
60 Garden Street, Cambridge MA 02138, U.S.A

and

Eliot Quataert
Institute for Advanced Study, Einstein Drive, Princeton, NJ 08540

ABSTRACT

At small values of the dimensionless viscosity parameter, $\alpha \lesssim 0.1$, the dynamics of non-radiating accretion flows is dominated by convection; convection strongly suppresses the accretion of matter onto the central object and transports a luminosity $\sim 10^{-3} - 10^{-2} \dot{M} c^2$ from small to large radii in the flow. The fate of this convective luminosity is uncertain; under appropriate conditions it may be radiated at large radii by thermal bremsstrahlung emission. We show that this leads to a correlation between the frequency of maximal bremsstrahlung emission and the luminosity of the source, $\nu_{\text{peak}} \propto L^{2/3}$. This is testable with *Chandra* and *XMM*.

1. Introduction

At luminosities less than a few per cent of the Eddington luminosity, black holes can accrete via an advection-dominated accretion flow, or ADAF (Ichimaru 1977; Rees et al. 1982; Narayan & Yi 1994, 1995; Abramowicz et al. 1995). Analytical calculations showed that such flows should be convectively unstable (e.g., Begelman & Meir 1982; Narayan & Yi 1994, 1995); this instability has been confirmed in numerical simulations (Igumenshchev, Chen & Abramowicz 1996; Igumenshchev & Abramowicz 1999, 2000; Stone, Pringle & Begelman 1999; Igumenshchev, Abramowicz & Narayan 2000).

Igumenshchev & Abramowicz (1999, 2000) found that convection is strong whenever the viscosity parameter α is small, roughly $\lesssim 0.1$. Such “convection-dominated accretion flows,” or CDAFs, have a very different structure than ADAFs. The density of the accreting gas varies as $\rho \propto R^{-1/2}$ (where R is the radius) rather than $\rho \propto R^{-3/2}$, and the mean radial velocity varies as $v \propto R^{-3/2}$ rather than $v \propto R^{-1/2}$ (Stone et al. 1999; Narayan, Igumenshchev & Abramowicz 2000, hereafter NIA).

NIA showed that the Reynolds stress due to convection is negative in the numerical simulations, which implies that convection moves angular momentum *inwards* rather than outwards. This property of convection was discussed in the context of thin accretion disks by Ryu & Goodman (1992) and Stone & Balbus (1996). In the case of a CDAF, convection is so strong that the angular momentum it transports inwards nearly cancels the normal outward transport by viscosity (NIA; Quataert & Gruzinov 2000, hereafter QG). As a result, one has a nearly static accretion flow in which most of the gas circulates in convective eddies rather than accreting onto the central object. For fixed boundary conditions at large radii the mass accretion rate in a CDAF is thus much smaller than in ADAF or Bondi models.

In this *Letter* we highlight some observational consequences of CDAF models. Some of these are qualitatively similar to results found by Di Matteo et al. (1999, 2000; DM) and Quataert & Narayan (1999a;

QN) in the context of Blandford & Begelman’s (1999) proposal that a significant fraction of the mass in an ADAF would be lost to an outflow/wind, rather than accreting onto the central object. The importance of outflows can be parametrized by a radial density profile, $\rho \propto R^{-3/2+p}$, with $p \in [0, 1]$. Although the physics is rather different, the density profile in a CDAF is equivalent to $p = 1$. Thus DM and QN’s spectral models, which considered various values of p , capture some of the features of the CDAF spectra calculated here.

Convection in CDAFs transports a luminosity $L_c \sim 10^{-3} - 10^{-2} \dot{M} c^2$ from small to large radii; the energy is supplied by the small amount of mass accreting onto the black hole. What happens to this energy at large radii? NIA and Igumenshchev & Abramowicz (2000) suggested that it might be radiated from the outer regions of the CDAF as thermal bremsstrahlung emission. We pursue this possibility here.

In the next section we present analytical expressions for the luminosity and bremsstrahlung spectrum of CDAFs (§2). We then show more detailed numerical calculations (§3). In §4 we summarize and emphasize several important assumptions and implications of our analysis.

2. Self-Similar Scalings for Bremsstrahlung Luminosity and Spectrum

We begin by using the self-similar CDAF solution described by NIA and QG. We employ Schwarzschild units, i.e. $r = R/R_S$, where $R_S = 2GM/c^2 = 2.95 \times 10^5 m$ cm, and m is the black hole mass in solar units. We assume that the accretion flow extends from an outer radius r_{out} down to an inner radius $r_{\text{in}} = 1$ (to model a Schwarzschild black hole). The sound speed of a CDAF is nearly virial, $c_s^2 \approx 0.37c^2/r$, and the temperature is $T \equiv T_0/r \approx 10^{12} \text{K}/r$; the vertical scale height is thus of order the radius, $H \approx 0.6R$.

The density of gas in a CDAF is given by

$$\rho = \rho_0 r^{-1/2} = \rho_{\text{out}} \left(\frac{r}{r_{\text{out}}} \right)^{-1/2}, \quad \rho_0 = \rho_{\text{out}} r_{\text{out}}^{1/2}. \quad (1)$$

We assume that the CDAF is in steady state with a constant mass accretion rate \dot{M} . Since ρ varies as $r^{-1/2}$, the radial velocity must scale as $v \propto r^{-3/2}$. We normalize the velocity such that it is equal to c at r_{in} .

As noted in §1, convection in CDAFs carries a large flux of energy from small to large radii. We write the convective luminosity as $L_c \equiv \epsilon_c \dot{M} c^2$, where $\epsilon_c \sim 10^{-2} - 10^{-3}$ is the convective “efficiency.” The key assumption of this paper is that the energy convected outwards from the center is eventually radiated at large radii. This implies that the radiative luminosity of the CDAF, L_{CDAF} , is equal to L_c :

$$L_{\text{CDAF}} = L_c = \epsilon_c \dot{M} c^2. \quad (2)$$

For a given r_{out} , this equation fixes the value of ρ_{out} and thus \dot{M} (see below). It also implies an observationally interesting correlation between the luminosity and X-ray spectrum of a source.

The hypothesis that $L_{\text{CDAF}} = L_c$ is unlikely to be realized in several cases of interest. Consider, for example, a black hole accreting spherically from the ISM of a galaxy, as is believed to occur in, e.g., Sgr A* at the center of our Galaxy (e.g., Melia 1992; Narayan, Yi, & Mahadevan 1995) or elliptical galaxies at the centers of cooling flows (DM; Quataert & Narayan 1999b). Both r_{out} and ρ_{out} are then determined by the properties of the host galaxy, and one is not free to set $L_{\text{CDAF}} = L_c$. Instead, the convective luminosity carried by the CDAF may be transported out into the external medium, heating the ISM and perhaps driving some fraction of the gas away in an outflow (see Blandford & Begelman 1999).

Equation (2) may be more applicable to a CDAF that forms from the “evaporation” of a thin accretion disk, as has been discussed in the context of ADAFs by several authors (e.g., Narayan, McClintock, & Yi 1996). In this case $L_{\text{CDAF}} < L_c$ would imply that the convective luminosity impinging on the inner edge of the thin disk is sufficient to unbind the disk material. We envision that L_c would then “eat away” the inner edge of the disk until the condition $L_{\text{CDAF}} \approx L_c$ is roughly satisfied.

As we will see in the more detailed computations given in the next section, the radiation from a CDAF is often dominated by bremsstrahlung emission. The radiated luminosity is then given by

$$L_{\text{CDAF}} = 4\pi R_{\text{S}}^3 \int_1^{r_{\text{out}}} A \rho^2 T^{1/2} r^2 dr, \quad A \approx 5 \times 10^{20} \text{ ergs cm}^3 \text{ g}^{-2} \text{ s}^{-1} \text{ K}^{-1/2}. \quad (3)$$

Performing the integral and equating L_{CDAF} to the convective luminosity, we solve for ρ_0 and find:

$$\rho_0 \approx \frac{\epsilon_c c^3}{2T_0^{1/2} R_{\text{S}} A} r_{\text{out}}^{-3/2} \approx \frac{10^{-3}}{m r_{\text{out}}^{3/2}} \left(\frac{\epsilon_c}{10^{-2}} \right) \text{ g cm}^{-3}. \quad (4)$$

Substituting this back into the expression for L_{CDAF} we find that the bremsstrahlung luminosity of the CDAF satisfies

$$l_{\text{CDAF}} \equiv \frac{L_{\text{CDAF}}}{L_{\text{Edd}}} \approx r_{\text{out}}^{-3/2} \left(\frac{\epsilon_c}{10^{-2}} \right)^2, \quad (5)$$

where $L_{\text{Edd}} = 1.25 \times 10^{38} m \text{ erg s}^{-1}$. For $r_{\text{out}} \gg 1$ the luminosity of a CDAF is $\ll L_{\text{Edd}}$.

A straightforward calculation (ignoring the frequency dependence of the Gaunt factor) shows that the bremsstrahlung spectrum from a CDAF consists of three parts:

$$\nu L_\nu \propto \nu, \quad h\nu \ll kT_{\text{min}}, \quad (6)$$

$$\propto \nu^{-3/2}, \quad kT_{\text{min}} \ll h\nu \ll kT_{\text{max}}, \quad (7)$$

$$\propto \exp(-h\nu/kT_{\text{max}}), \quad kT_{\text{max}} \ll h\nu, \quad (8)$$

where $T_{\text{min}} = T(r_{\text{out}})$ is the minimum electron temperature in the flow, obtained at the outer radius, and T_{max} is the maximal electron temperature, obtained close to the black hole.

The peak of the bremsstrahlung spectrum occurs at

$$h\nu_{\text{peak}} \sim kT_{\text{min}} = \frac{kT_0}{r_{\text{out}}}. \quad (9)$$

Thus the position of the spectral peak depends on the outer radius. We saw earlier that the luminosity of the CDAF is also related to the outer radius. Thus, we have the following relation between the luminosity and the location of the peak in the bremsstrahlung spectrum:

$$h\nu_{\text{peak}} \approx 10^5 \text{ keV } l_{\text{CDAF}}^{2/3} \left(\frac{\epsilon_c}{10^{-2}} \right)^{-4/3}. \quad (10)$$

3. Detailed Spectra

Figures 1 and 2 show detailed numerical calculations of the spectra of CDAFs. The density and other properties of the flow were obtained from global models which include a sonic transition close to the black

hole (Quataert, in preparation). These global models indicate that the self-similar solution is an excellent approximation.

As in the previous section we assume that $L_{\text{CDAF}} = L_c$. In addition to bremsstrahlung, the spectral calculations include synchrotron radiation and Compton scattering, assuming thermal electrons. These processes have been included by the methods described in Narayan, Barret & McClintock (1997). Cooling from atomic processes has also been included, which can be important for $T < 10^8$ K.

The electron temperature T_e has been computed self-consistently at each radius. Specifically, we solved an energy equation as a function of r and ensured that the heating, cooling and energy advection of the electrons are in balance. For the heating, we assumed that a fraction δ of the viscous dissipation goes directly into the electrons. Finally, we assumed that outside the radius r_{out} there is a thin disk with the same \dot{M} as in the CDAF. As discussed in §2 this is the most plausible scenario in which the assumption $L_{\text{CDAF}} = L_c$ can be satisfied. We have included irradiation of the disk by the emission from the CDAF and the corresponding re-radiation as blackbody emission.

Figure 1 shows the case of a $10M_\odot$ black hole, for $\delta = 0.01$ (solid line) and $\delta = 0.5$ (dashed line). The various curves are for different values of r_{out} , from 10^6 to 300. The main features discussed in the previous subsection are clearly seen, particularly at small δ ; namely, the X-ray spectrum is dominated by bremsstrahlung and consists primarily of two power-law segments. The location of the peak in the spectrum is highly correlated with the luminosity. In addition, we see that for higher values of \dot{M} (or luminosity), Compton-scattering becomes important and fills in the soft X-ray spectrum, particularly at large δ . There is also a significant level of emission at low frequencies. Most of this emission is due to reprocessing of radiation impinging from the CDAF on the outer thin disk. This is somewhat different from ADAF models in which most of the low frequency emission is due to synchrotron emission. In Figure 1 synchrotron emission is only important at large δ and relatively high luminosities (see also DM & QN).

Figure 2 shows similar results for a 10^8M_\odot black hole. The results are qualitatively the same, but some of the peaks (e.g. the disk emission) occur at lower frequencies, as expected for the larger black hole mass.

Finally, Figure 3 shows the predicted X-ray photon index as a function of X-ray luminosity; the solid (open) circles are for $\delta = 0.01(0.5)$. The 0.5-10 keV spectral indices were calculated by comparing the model luminosities at the two ends of the range, 0.5 keV and 10 keV, respectively. The very soft spectrum at low luminosities is a signature of a large r_{out} in the CDAF model.

4. Discussion

Throughout this paper we have assumed that the outgoing energy carried by convection (L_c) is entirely radiated by the flow. As discussed in §2, this assumption is not applicable to all CDAFs. In particular, it is not applicable when the accreting gas is supplied (spherically) by an external medium such as an interstellar medium or a cooling flow. In this case, the transition from the external medium to the CDAF will not occur at the radius where the radiated luminosity $L_{\text{CDAF}} = L_c$, as we have assumed. Instead it will occur at the radius at which the local virial temperature is equal to the temperature T_{med} of the external gas, i.e. at $r_{\text{out}} \sim 10^{12}\text{K}/T_{\text{med}}$. In this case, it is likely that most of the convected energy is transported out of the CDAF into the external medium. This energy may drive a significant outflow (Blandford & Begelman 1999). It is also tempting to speculate that the escaping energy may heat the inner regions of cooling flows around elliptical galaxies or be the energy source for the hot gas seen in the nuclear regions of our Galaxy (Koyama

et al. 1996).

Our calculations are more applicable to systems which make a transition from a thin accretion disk at large radii to a CDAF at small radii. This can happen in X-ray binaries or in active-galactic nuclei with thin disks, such as LINERs or low-luminosity Seyferts.

Based on the results presented in this paper, we identify several observational predictions:

1. Assuming that $L_{\text{CDAF}} = L_c$, we expect a strong correlation between the Eddington-scaled luminosity l of a CDAF and the outer radius. The relation takes the form $l \sim r_{\text{out}}^{-3/2}$ for a simple analytical model (cf eq. [5]). Figures 1 & 2 show results from more detailed numerical calculations. The analytical and numerical calculations show that for $r_{\text{out}} \gg 1$, CDAFs are only relevant for very low-luminosity accreting systems.

2. For $r_{\text{out}} \gg 1$, the central density in a CDAF is so low that Comptonized emission in the X-rays is rather weak. The bulk of the X-ray emission from a CDAF is then bremsstrahlung emission from large radii (see DM and QN). The basic properties of this emission are described in §2 and detailed spectra are shown in §3. There are several predictions from these calculations:

- a. The bremsstrahlung spectrum consists of two power-law segments of slope equal to roughly +1 and -1.5 in νL_ν at low and high energies, respectively. The power-law segments are separated at a peak energy $E_{\text{peak}} = h\nu_{\text{peak}}$ which is determined by the value of the outer radius of the flow r_{out} : $E_{\text{peak}} \sim kT_{\text{out}} \sim 10^5 \text{keV}/r_{\text{out}}$. Since r_{out} is correlated with l , we expect a correlation between the position of the spectral peak and the luminosity: $E_{\text{peak}} \sim 10^5 l^{2/3} \text{keV}$ for typical parameters. For very low l , the peak occurs in the soft X-ray or EUV band and so the spectrum in the X-ray band is expected to be very soft with a photon index of ~ 3.5 . On the other hand, for higher l , the peak will move into the hard X-ray band. In this case, we expect the spectrum to be much harder with a photon index ~ 1 . These trends are shown explicitly in Figures 1-3.

- b. Since most of the X-ray emission is produced at large radii, the spatial size of a very low-luminosity CDAF source could be $\sim 10^5$ Schwarzschild radii or larger. In the case of Sgr A* and the nucleus of M87, the source could conceivably be resolved with the High Resolution Imager on the Chandra X-ray Observatory (Quataert & Narayan 1999b; Özel & Di Matteo 2000). Since the X-ray emission is dominated by thermal bremsstrahlung from large radii, we expect little short timescale variability. We also expect that the spectrum would have strong thermal emission lines (cf. Narayan & Raymond 1999).

There are several important caveats to our analysis:

- (i) The numerical simulations of CDAFs performed to date are purely hydrodynamic, with viscosity put in by hand through the α prescription. MHD simulations are needed before we can be sure of the relevance of CDAF models.

- (ii) In the models presented here the gas radiates primarily by optically thin bremsstrahlung emission, and could thus be thermally unstable. It is possible that the gas will become two-phase, with a hot and cold phase co-existing. The effect of this on the structure and emission of the CDAF needs to be understood better.

- (iii) The dotted lines in Figures 1 and 2 show the spectra of CDAFs when the electrons and protons are heated at comparable rates ($\delta = 0.5$). At higher luminosities, Comptonized photons dominate over bremsstrahlung in the X-rays, changing the simple scalings between photon index and luminosity outlined above (see also Fig. 3). At low luminosities, however, bremsstrahlung dominates even when the electron temperature is comparable to the proton temperature. This result depends sensitively on the “convective

efficiency” of the model (ϵ_c) and on the assumption that $L_{\text{CDAF}} = L_c$. In addition, a significant population of nonthermal electrons, as is plausible in the collisionless plasmas of interest, could contribute to the X-ray emission through synchrotron or nonthermal inverse Compton processes.

Acknowledgement: This work was supported in part by grants PHY 9507695 and AST 9820686 from the National Science Foundation. GB was supported by a Knox Fellowship. EQ is supported by NASA through Chandra Fellowship PF9-10008, awarded by the Chandra X-ray Center, which is operated by the Smithsonian Astrophysical Observatory for NASA under contract NAS 8-39073.

REFERENCES

- Abramowicz, M., Chen, X., Kato, S., Lasota, J.P., & Regev, O., 1995, *ApJ*, 438, L37
- Begelman, M.C. & Meier, D.L., 1982, *ApJ*, 253, 873
- Blandford, R.D. & Begelman, M.C., 1999, *MNRAS*, 303, L1
- Di Matteo, T., Fabian, A. C., Rees, M. J., Carilli, C. L., & Ivison, R. J., 1999, *MNRAS*, 305, 492
- Di Matteo, T., Quataert, E., Allen, S., Narayan, R., & Fabian, A. C., 2000, *MNRAS*, 311, 507
- Ichimaru, 1977, *ApJ*, 214, 840
- Igumenshchev, I.V., Chen, X., & Abramowicz, M. A., 1996, *MNRAS*, 278, 236
- Igumenshchev, I.V. & Abramowicz, M. A., 1999, *MNRAS*, 303, 309
- Igumenshchev, I.V. & Abramowicz, M. A., 2000, *ApJ* submitted (astro-ph/0003397)
- Igumenshchev, I.V., Abramowicz, M. A., & Narayan, R., 2000, *ApJ* Letters submitted (astro-ph/0004006)
- Koyama, K., Maeda, Y., Sonobe, T., Takeshima, T., Tanaka, Y. & Yamauchi, S., 1996, *PASJ*, 48, 249
- Melia, F., 1992, *ApJ*, 387, L25
- Narayan, R., Barret, D., & McClintock, J. E., 1997a, *ApJ*, 482, 448
- Narayan, R., Igumenshchev, I. V., & Abramowicz, M. A., 2000, *ApJ* in press (astro-ph/9912449)
- Narayan, R., McClintock, J.E., & Yi, I., 1996, *ApJ*, 457 821
- Narayan, R. & Raymond, R., 1999, *ApJ*, 515, L69
- Narayan, R. & Yi, I., 1994, *ApJ*, 428, L13
- Narayan, R. & Yi, I., 1995, *ApJ*, 444, 231
- Narayan, R., Yi, I., & Mahadevan, R., 1995, *Nature*, 374, 623
- Özel, F. & Di Matteo, T., 2000, *ApJ* submitted (astro-ph/0004267)
- Quataert, E. & Narayan, R., 1999a, *ApJ*, 520, 298
- Quataert, E. & Narayan, R., 1999b, *ApJ*, 528, 236
- Quataert, E. & Gruzinov, A., 2000, *ApJ* in press (astro-ph/9912440)
- Rees, M. J., Phinney, E. S., Begelman, M. C. & Blandford, R. D., 1982, *Nature*, 295, 17
- Ryu, D. & Goodman, J., 1992, *ApJ*, 338, 438
- Stone, J. M. & Balbus, S. A., 1996, *ApJ*, 464, 364
- Stone, J. M., Pringle, J. E., & Begelman, M. C., 1999, *MNRAS*, 310, 1002

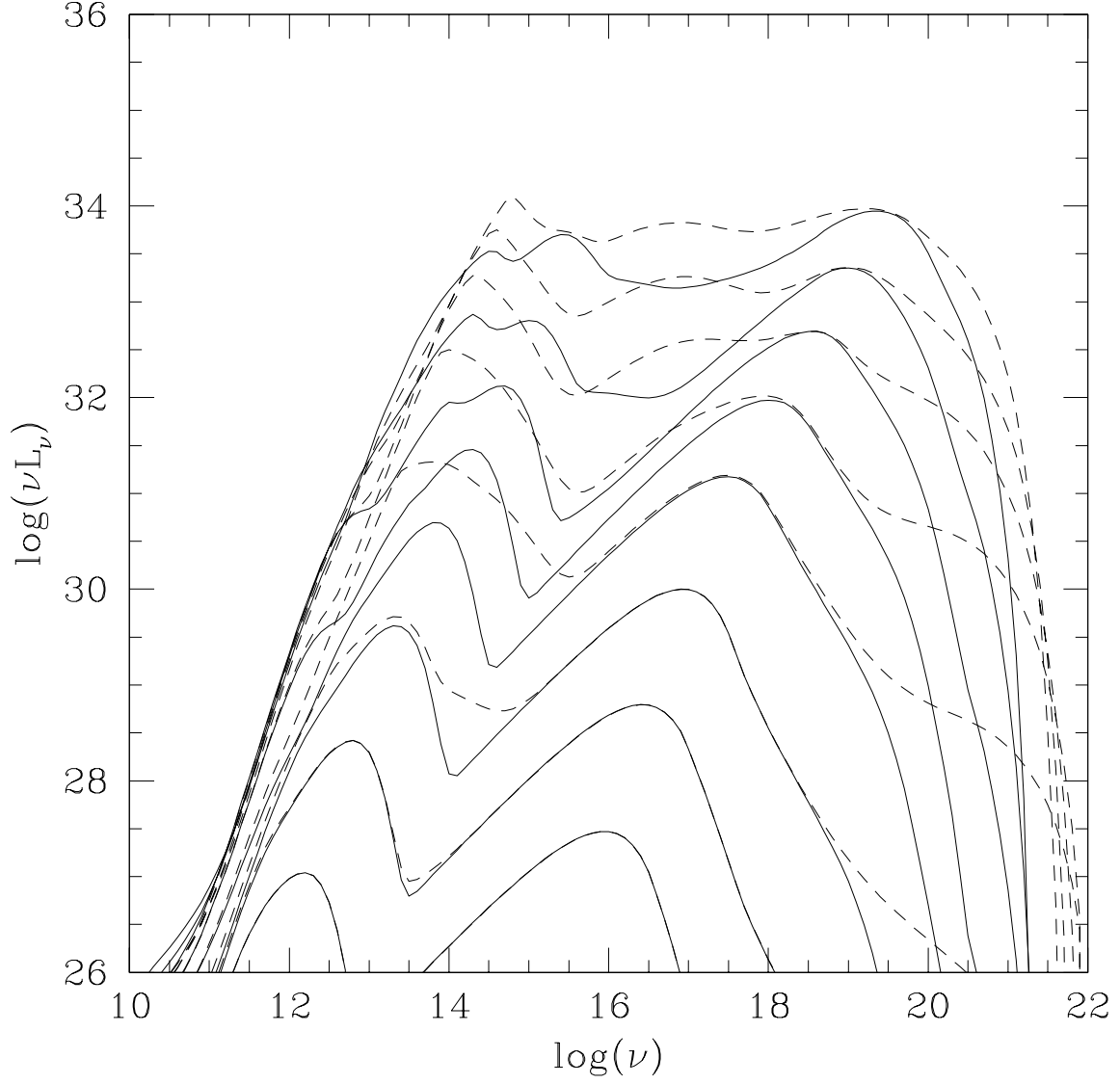


Fig. 1.— Model CDAF spectra for a $10M_{\odot}$ black hole. Solid lines are for a fraction $\delta = 0.01$ of the “viscous” energy heating the electrons; dashed lines are for $\delta = 0.5$. From top to bottom, the curves take $r_{\text{out}} = 3 \times 10^2, 10^3, 3 \times 10^3, \dots, 10^6$; inside of r_{out} is the CDAF while outside r_{out} is a geometrically thin accretion disk.

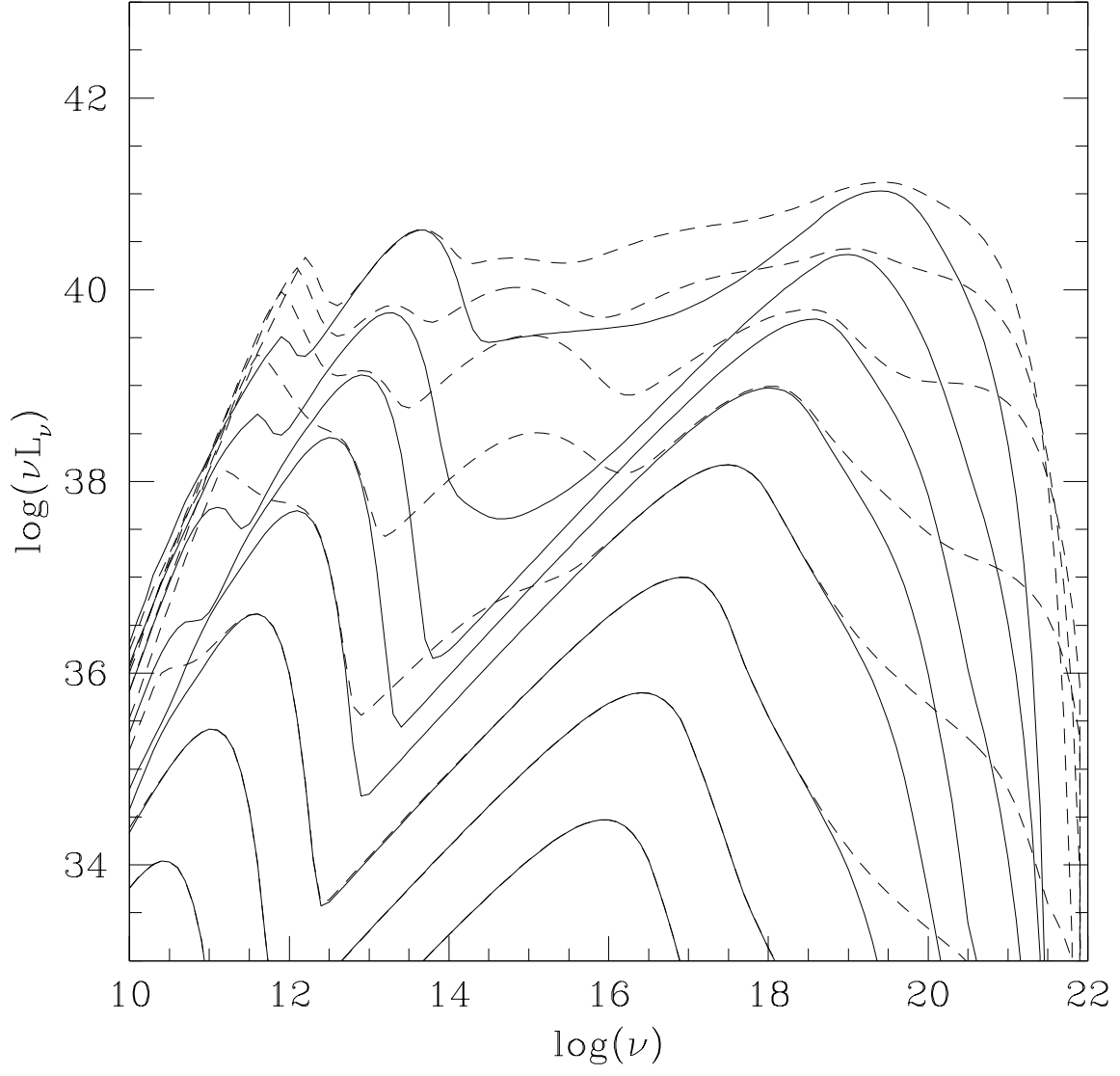


Fig. 2.— Same as Fig. 1 but for a $10^8 M_\odot$ black hole.

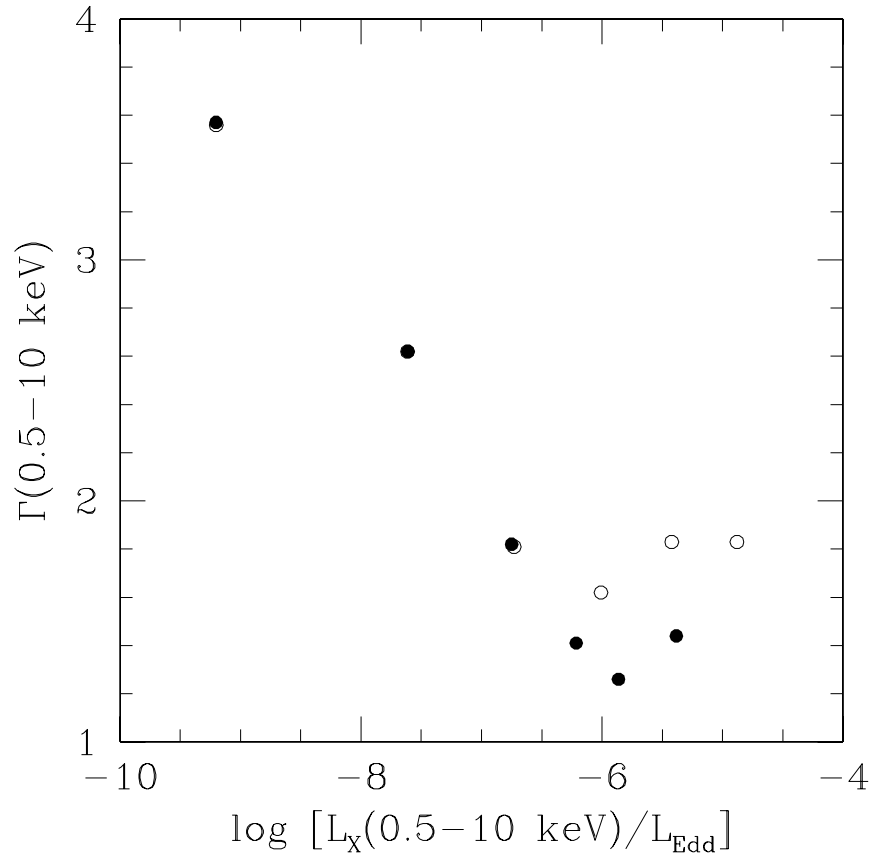


Fig. 3.— X-ray photon index vs. X-ray luminosity for the $10^8 M_\odot$ models of Figure 2; solid circles correspond to $\delta = 0.01$, and open circles to $\delta = 0.5$.