

# MINING THE LOCAL UNIVERSE FOR DATA: THE QSO LUMINOSITY FUNCTION WITH THE ASIAGO-ESO/RASS QSO SURVEY

STEFANO CRISTIANI<sup>1,2</sup>, ANDREA GRAZIAN<sup>2,1</sup>, ALESSANDRO OMIZZOLO<sup>3</sup>

<sup>1</sup> *ST European Coordinating Facility, European Southern Observatory, Karl-Schwarzschild-Strasse 2, D-85748 Garching bei München, Germany*

<sup>2</sup> *Dipartimento di Astronomia, Vicolo dell'Osservatorio 5, I-35122 Padova, Italy*

<sup>3</sup> *Vatican Observatory Research Group, University of Arizona, Tucson AZ 85721, US*

**ABSTRACT.** We present progress results of a new survey for bright QSOs ( $V < 14.5$ ,  $R < 15.4$ ,  $B_J < 15.2$ ) covering the whole sky at  $|b| > 30$ . The surface density of QSOs brighter than  $B_J = 14.8$  turns out to be  $2.9 \pm 0.8 \cdot 10^{-3} \text{ deg}^{-2}$ . The optical Luminosity Function at  $0.04 < z \leq 0.3$  shows significant departures from the standard pure luminosity evolution, providing new insights in the modelling of the QSO phenomenon.

## 1. Introduction

Why a survey for local QSOs?

Because in the epoch of 2dF and SDSS, of the thousands of QSOs at  $z \sim 2$ , it is important to have precise information about the spatial density and the clustering of nearby AGN to provide zero-point and leverage for the study of the QSO evolution. As in other fields, it is paradoxical that we know much better the properties of the high- $z$  QSO population than the local one. The technical problem is however not trivial since, as the PG survey (Schmidt & Green 1983) made clear, it is necessary to cover the whole sky to obtain sufficient statistics where the present data are unsatisfactory: at  $z < 0.3$  and magnitudes around 13 – 15. Such a task has become relatively simpler in recent times, thanks to the availability of large high-quality databases.

## 2. The Photometric Database

What do we need ?

First of all, since our goal is the study of the optical luminosity function (OLF) of QSOs, we need a homogeneous database of optical fluxes covering the whole sky. Of various existing possibilities: APM<sup>1</sup>, ROE/NRL<sup>2</sup>, USNO<sup>3</sup>, GSC<sup>4</sup>, DSS<sup>5</sup>, none turned out to be

---

<sup>1</sup> <http://www.ast.cam.ac.uk/~apmcat/>

<sup>2</sup> [http://xweb.nrl.navy.mil/www\\_rsearch/RS\\_form.html](http://xweb.nrl.navy.mil/www_rsearch/RS_form.html)

<sup>3</sup> <http://archive.eso.org/skycat/usno.html>

<sup>4</sup> <http://www-gsss.stsci.edu/gsc/gsc.html>

<sup>5</sup> <http://www-gsss.stsci.edu/dss/dss.html>

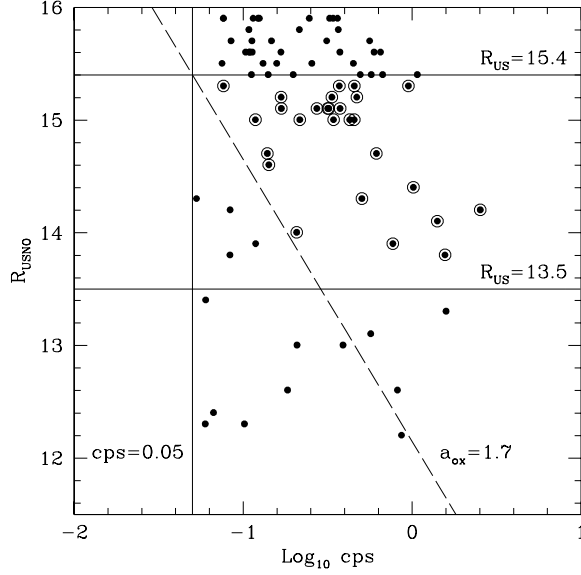


Fig. 1. The incompleteness in the present selection of QSO candidates is due to objects not found in the RASS catalogue (with a flux  $\leq 0.05$  cps, on the left of the vertical continuous line) and to those with  $\alpha_{ox} \geq 1.7$  (on the left of the dashed line).

entirely satisfactory. After a careful analysis of their sensitivity, completeness, accuracy, we have chosen a combination of the catalogs GSC, USNO and DSS:

1. in the Northern hemisphere objects from the GSC catalog with  $11.0 < V_{GSC} \leq 14.5$ . The relation between the  $V_{GSC}$  band and the corresponding Johnson  $V$  turned out to be:  $V_{GSC} = V - 0.21$ , with  $\sigma_V = 0.27 \text{ mag}$ . Seven (4%) of the 183 Landolt stars used for this comparison were not found in the GSC catalog.
2. in the Northern hemisphere objects from the USNO catalog with  $13.5 < R_{USNO} \leq 15.4$ . The relation between the  $R_{USNO}$  band and the corresponding Johnson-Kron-Cousins  $R$  turned out to be  $R_{USNO} = R_{JKC} + 0.096$ , with  $\sigma_{R_{USNO}} = 0.27 \text{ mag}$ .
3. in the Southern hemisphere we have derived  $B_J$  magnitudes from the Digitized Sky Survey (DSS). Small scans ("postage stamps" of  $2' \times 2'$ ) of each object of interest and of 20-50 surrounding objects with known GSC  $B_J$  magnitudes were extracted from the DSS. The magnitude of the object of interest was then calibrated against the GSC objects. In this way a  $\sigma_{B_J}$  of  $0.10 \text{ mag}$  was obtained in the interval  $12.0 < B_J < 15.5$ .

### 3. The QSO Selection

The second step is to select among the millions of objects in the magnitude range of interest the few hundreds of QSOs. We have used the RASS Bright Source Catalogue (RASS-BSC, Voges et al. 1999) to compute the X-optical color,  $\alpha_{ox}$  which provides a key signature of the AGN phenomenon. If we take from the Véron & Véron catalog (1998) all the non X-ray selected bright QSOs with  $0.04 < z < 0.3$ , assign to them the optical magnitudes of our databases and plot them vs. the corresponding RASS fluxes,

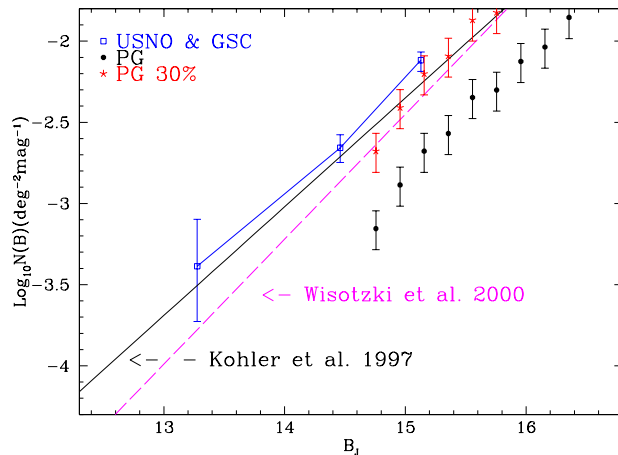


Fig. 2. The LogN-LogS relation of QSOs. Open squares refer to the present sample and are QSOs with  $z > 0.04$ . Filled circles show the data of PG survey, and stars the same data corrected for a 70% incompleteness. The continuous and dashed straight lines are the relations found by Köhler et al. (1997) and by Wisotzki et al. (2000), respectively.

we obtain the diagram of Fig. 1. We can see that, if we select objects with  $\alpha_{ox} < 1.7$ , the incompleteness does not depend on the optical flux: we lose a fraction of about 20% of the QSOs, which can be accounted for, and we obtain a reasonably short list of candidates: 520 in the North over 8000 sq.deg. and 301 in the South over 5600 sq.deg.

Conveniently, more than 40% of the objects have already an identification in SIMBAD<sup>6</sup> or NED<sup>7</sup>. For the remaining ones we are taking spectra with the telescopes at the Asiago, La Silla and Kitt Peak observatories. The success rate is around 50%. We have observed 80% of the candidates in the North, 50% in the South, collecting a total of 290 QSOs. At completion we expect to produce a sample of about 450 QSOs.

#### 4. Results of the Asiago-ESO/RASS QSO Survey

Preliminary results have been reported in Grazian et al. (2000). The optical counts have been computed in the  $B_J$  band, correcting our V and R magnitudes according to the average colors of the sample, and are shown in Fig. 2. They confirm the well known incompleteness of the PG survey (about a factor 3) and agree with the extrapolation of other recent surveys to somewhat fainter magnitudes. The derived OLF confirms and strengthens the claim of La Franca & Cristiani (1997, LC97), i.e. a significant departure of the evolution at low- $z$  from the pattern generally described with a Pure Luminosity Evolution (PLE). It is debatable whether the best parameterization of the data is provided by a Luminosity Dependent Luminosity Evolution (e.g. LC97) or by a slow-down of the evolutionary rate and/or a mild density evolution at low- $z$  (see Vittorini & Cavaliere, this conference). To obtain a more physical insight it is however advisable to put these results in the context of the models of formation and evolution of galactic

<sup>6</sup> <http://simbad.u-strasbg.fr/Simbad>

<sup>7</sup> The NASA/IPAC Extragalactic Database (NED) is operated by the Jet Propulsion Laboratory, California Institute of Technology, under contract with NASA

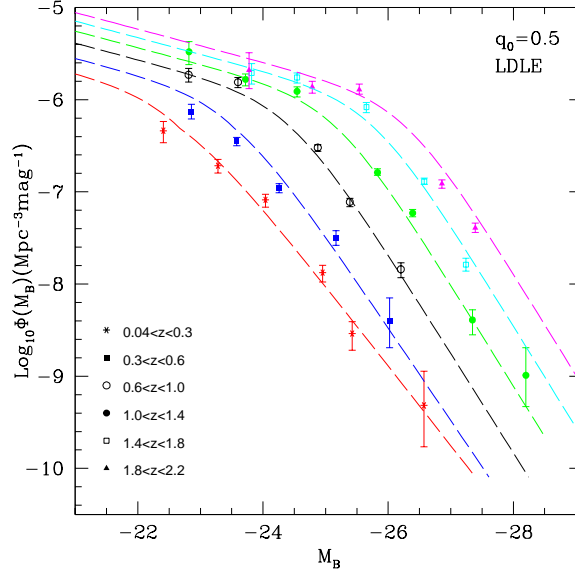


Fig. 3. The luminosity function of QSOs compared with a parameterization of Luminosity Dependent Luminosity Evolution. The points in the range  $0.04 < z \leq 0.3$  are the result of the present survey, the data in the other redshift ranges are derived from LC97.

structures, for evidence is mounting that the QSO activity, the growth of super-massive black holes and the formation of spheroids are closely linked phenomena.

On the one hand, the increased QSO space density at low- $z$  corresponds better to the predictions of semi-analytical models (Kauffmann & Haehnelt 2000), in which the recurrent activity of short-lived QSOs is related to the merging of halos, the availability of gas for the accretion and its timescale. On the other hand, a weak density evolution and a smoother overall shape of the OLF at low- $z$  are natural predictions of the models of Cavaliere & Vittorini (2000) arguing that at  $z < 3$  efficient black hole fueling is triggered by the encounters of a gas-rich host with its companions in groups.

## References

- Cavaliere, A., Vittorini, V., 2000, astro-ph/0006194  
Grazian, A., Cristiani, S., D’Odorico, V., Omizzolo, A., Pizzella, A., 2000 astro-ph/0002183 *Astron. J.* **in**, press  
Kauffmann, G., Haehnelt, M.: 2000, *Mon. Not. R. Astr. Soc.* **311**, 576  
Köhler, T., Groote, D., Reimers, D., Wisotzki, L. 1997, *Astron. Astrophys.* **325**, 502  
La Franca, F., Cristiani, S.: 1997, *Astron. J.* **113**, 1517  
Schmidt, M., Green, R. F.: 1983, *Astrophys. J.* **269**, 352  
Véron, M.P., Véron, P.: 1998, A Catalogue of QSOs and Active Nuclei, 1998, ESO Scientific Report No. 18.  
Voges, W., Aschenbach, B., Boller, T., Brauningner, H., Briel, U., et al.: astro-ph/9909315  
Wisotzki, L., Christlieb, N., Bade, N., Beckmann, V., Köhler, T., et al., 2000, *Astron. Astrophys.* **358**, 77