

Ultra High Energy Cosmic Rays propagation in the Galaxy and anisotropy

O.E. Kalashev, V.A. Kuzmin, D.V. Semikoz

*Institute for Nuclear Research of Russian Academy of Sciences, 60th October Anniversary Prosp.
7a, Moscow 117312, Russia*

E-mails: kalashev@ms2.inr.ac.ru, kuzmin@ms2.inr.ac.ru, semikoz@ms2.inr.ac.ru

Abstract

We considered propagation of Ultra High Energy Cosmic Rays (UHECR) through the galaxy. We extend our numerical code for calculation of the spectra of leptons, nucleons and γ -rays in case of uniform and isotropic source distribution for the case of spherically symmetric source distribution and magnetic field. We investigated models with sources of UHECR distributed in same way as Cold Dark Matter (CDM) in self-consistent way, taking into account both extra-galactic and Galactic contributions.

I. INTRODUCTION

The observation of Ultra High Energy Cosmic Ray (UHECR) events with energies above 10^{20} eV [1,2] is one of most interesting puzzles of modern physics. The problem is that if UHECR come from large distances there energy is dramatically decreases due to interaction with background fields. For example, nucleons of energies above $\simeq 4 \times 10^{19} \text{ eV}$ start to interact with Cosmic Microwave Background (CMB) and lose their energy due to pion production - the Greisen-Zatsepin-Kuzmin (GZK) effect [3] - for distances larger the $R_{GZK} \simeq 50 \text{ Mpc}$. Heavy nuclei travel even much less distances of few Mpc [4] because they photodisintegrated by CMB. UHE electrons lose their energy due to synchrotron radiation in extragalactic magnetic field. From other side it is hard to accelerate protons, electrons and heavy nuclei up to such energies even in the most powerful astrophysical objects [5] such as radio galaxies and active galactic nuclei, but even if it is possible, usually such objects are situated far away from our galaxy on distances larger then R_{GZK} .

To avoid these difficulties one can suppose that UHECR are created directly at energies comparable to or exceeding the observed ones rather than being accelerated from lower energies. In the so called “top-down” scenarios γ -rays, leptons and nucleons are initially produced at ultra-high energies by the decay of supermassive elementary “X” particles. The sources of the massive particles could be topological defects (TD) such as cosmic strings or magnetic monopoles that could be produced in the early Universe during symmetry-breaking phase transitions envisaged in Grand Unified Theories. In an inflationary early Universe, the relevant TD could be formed at a phase transition at the end of inflation. Other possibility is to produce super-heavy long-living particles thermally during reheating

epoch of the Universe [10] or from vacuum fluctuations during inflation [11]. For review of TD models see, for example [6].

The main goal of this work is self-consistent consideration of the Galactic and extragalactic contributions in spectra of UHECR from TD models. There are two major possibilities rather sources of UHECR present in our Galaxy or not. In first case simple estimates show that contribution of Galaxy component is 100 times larger [12] than extragalactic component and one could consider only Galactic contribution. Our numerical calculations (see below) confirm this point of view. The main signature to distinguish this kind of models is significant anisotropy in all UHE particles spectra [12] which arrives due to non-central position of our Sun in the Galaxy at the distance 8.5 kpc from the Galaxy center. In below we present our results for different models of source distribution in our Galaxy.

In case there is no any sources of UHECR in our Galaxy, anisotropy in all particles spectra is zero, except photons and electrons, for which small anisotropy in direction of Galactic center and opposite direction still exist due to synchrotron radiation.

II. PROPAGATION THROUGH THE GALAXY

The numerical code has been developed recently for calculation the spectra of UHECRs in the case of isotropic and homogeneous source and magnetic field distribution [7–9]. The above code provide us rather reliable information about possible extragalactic sources of UHECRs. Unfortunately, as was pointed earlier, the method developed in above works can't be used directly if we are interested in the input of the sources within our Galaxy, moreover presence of the Galactic magnetic field can't be neglected even for extragalactic component of UHECRs in the case of light charged particles (electrons, positrons). Electrons lose their energy rapidly due to synchrotron radiation in the galactic magnetic field:

$$\frac{dE}{dt} = -\frac{4}{9} \frac{\alpha^2 B^2 E^2}{m_e^4}, \quad (1)$$

where $B \sim 10^{-6}G$ is the Galactic magnetic field, and E is the UHE electron energy. Then the energy loss length is

$$\left(\frac{1}{E} \frac{dE}{dt}\right)^{-1} = 3.8 \times \left(\frac{E}{10^{15} \text{eV}}\right)^{-1} \left(\frac{B}{10^{-6}G}\right)^{-2} \text{ kpc}. \quad (2)$$

Deflection is another important factor when dealing with the propagation problem in non-anisotropic case. The straight line propagation (SLP) approximation which treats the motion of CR particles in one dimension fails if the effect of the deflection becomes large. The gyroradius of a charged particle with charge qe and momentum p (energy E) is given by

$$R_g = \frac{p}{qeB_{\perp}} \simeq \frac{E}{qeB_{\perp}} \simeq 1.1 \times \frac{1}{q} \left(\frac{E}{10^{18} \text{eV}}\right) \left(\frac{B_{\perp}}{10^{-6}G}\right)^{-1} \text{ kpc}, \quad (3)$$

where B_{\perp} is the field component perpendicular to the particle's motion.

However, if we are interesting only in the spectra of particles with energies more then $5 \times 10^{18} \text{ eV}$, that is these particles, which do not deflect in the galactic magnetic field

$B \simeq 10^{-6} \text{G}$ on the distances $5kPc$ (dimension of the magnetic field), we can use straight line propagation approximation. This means that we can use the same kinematic equations, as in [7,8], but written for the differential fluxes instead of concentrations.

$$\begin{aligned} \frac{d}{dt}j_a(E_a, t) = -j_a(E_a, t)\alpha_a(E_a, t) + \\ \sum_c \int \beta_{ca}(E_c, E_a, t)j_c(E_c, t)dE_c + \frac{Q_a(E_e, t)}{4\pi}, \end{aligned} \quad (4)$$

where $j_a(E_a, t)$ - is differential flux of particles a ,

Integration in 4 is performed on the chosen straight trajectory within the Galaxy. The initial values of $j_a(E)$ may be gotten from the previous task (extragalactic component). The other difference is in time dependence of external source and magnetic field terms. Their values are determined by current position within the trajectory. Further for simplicity we will assume spherical symmetry, that is source concentration and magnetic field strength are only functions of distance from the center of the Galaxy r .

$$B(t) = B'(r(t)), F(t) = F'(r(t)). \quad (5)$$

Let us consider some point at distance a from the center and draw arbitrary trajectory crossing this point, designate α the angle between the direction to the center and the trajectory and t - the length (time) parameter in the trajectory (point $t = 0$ is the nearest to the center of Galaxy).

$$r(t) = \sqrt{a^2 \sin^2 \alpha + t^2}, \quad (6)$$

For the flux coming from "center" limits of integration are given by

$$t_{min} = -\sqrt{R^2 - a^2 \sin^2 \alpha}, t_{max} = \sqrt{a^2 - a^2 \sin^2 \alpha}; \quad (7)$$

for the flux from the opposite side

$$t_{min} = \sqrt{a^2 - a^2 \sin^2 \alpha}, t_{max} = \sqrt{R^2 - a^2 \sin^2 \alpha}. \quad (8)$$

Here R is effective Galaxy radius, the distance at which source concentration and magnetic field strength become equal to extragalactic values.

III. SOURCE DISTRIBUTIONS

As we already pointed out in introduction, the absence or presence of sources of UHECR in our Galaxy lead to completely different UHE particle spectra on the Earth. In first case only electron and photon spectra is slightly anisotropic, while in last case anisotropy present for all particle spectra.

We considered same three models of sources distribution as in [12]. First of them is rather non-realistic with constant density distribution of sources:

$$\begin{aligned} n(r) = \text{const} \quad r < R \\ n(r) = 0 \quad r > R \end{aligned} \quad (9)$$

where R is radius of Galactic Halo.

The second is the isothermal halo model [14]

$$n(r) \propto \frac{1}{(r_c^2 + r^2)}, \quad (10)$$

where r_c is some core size. The third model has more realistic distribution of ref. [15],

$$n(r) \propto \frac{1}{\sqrt{(r_c^2 + r^2)}(R + r)^2}. \quad (11)$$

In our calculations we used $r_c = 2kpc$ and $R = 100kpc$.

IV. RESULTS

Results of numerical calculations of propagation of UHECR through our Galaxy for model of long-living X-particle [10] are presented on Figs.1-5. As example, we used the following parameters of the model: we took mass of heavy particle $m_X = 10^{23}eV$. The main decay channel is $X \rightarrow qq$, and its lifetime is $t_X = 10^9 t_U$, where t_U is Universe age.

Because we are interesting in UHE particles spectra, we considered only energies above $E_{min} = 10^{18}eV$. Also we took extragalactic magnetic field equal to $B_{out} = 10^{-11}G$. We used simplest fragmentation function from [16,17].

On the Fig.1 we plot spectra of UHE protons, electrons, nucleons and neutrinos coming from the Galaxy center in case if there are no any sources of UHE particles in Galaxy. Spectra in opposite direction are similar, except for photons and electrons they are a little bit different due to influence of galactic magnetic field, which leave to synchrotron radiation. This difference in terms of asymmetry in direction to and from Galaxy center presented on the Fig.2.

The following 3 figures contain result for asymmetry in particle spectra for different distribution of UHE sources in Galaxy. On the Fig.3 we presented case of Eq.(9), on the Fig.4 and Fig.5 we plotted asymmetry for models of sources distribution Eq.(10) and Eq.(11) correspondingly.

We conclude that anisotropy in UHE particles spectra is important test for TD models, in which sources are located in galaxies. The dominant contribution in this case give flux coming from our own Galaxy.

REFERENCES

- [1] D. J. Bird *et al.*, Phys. Rev. Lett. **71**, 3401 (1993); Astrophys. J. **424**, 491 (1994); *ibid.* **441**, 144 (1995).
- [2] N. Hayashida *et al.*, Phys. Rev. Lett. **73**, 3491 (1994); S. Yoshida *et al.*, Astropart. Phys. **3**, 105 (1995); M. Takeda *et al.*, Phys. Rev. Lett. **81**, 1163 (1998).
- [3] K. Greisen, Phys. Rev. Lett. **16**, 748 (1966); G. T. Zatsepin and V. A. Kuzmin, Pisma Zh. Eksp. Teor. Fiz. **4**, 114 (1966) [JETP. Lett. **4**, 78 (1966)].
- [4] J. L. Puget, F. W. Stecker, and J. H. Bredekamp, Astrophys. J. **205**, 638 (1976); L. N. Epele and E. Roulet, e-print astro-ph/9808104; F. W. Stecker and M. H. Salamom, e-print astro-ph/9808110.
- [5] A. M. Hillas, Ann. Rev. Astron. Astrophys. **22**, 425 (1984).
- [6] P. Bhattacharjee and G. Sigl, Phys. Rept. **327** 109 (2000).
- [7] O.E. Kalashev, V.A. Kuzmin, D.V. Semikoz :*Top-Down Models and Extremely High Energy Cosmic Rays*, e-Print Archive: astro-ph/9911035
- [8] On the Propagation of Extragalactic High Energy Cosmic and Gamma-Rays Sangjin Lee, Phys.Rev. D58 (1998) 043004
- [9] Origin and Propagation of Extremely High Energy Cosmic Rays Pijushpani Bhattacharjee, Guenter Sigl, Phys.Rept. 327 (2000) 109-247
- [10] V. A. Kuzmin, V. A. Rubakov Ultra-High Energy Cosmic Rays: a Window to Post-Inflationary Reheating Epoch of the Universe? Phys. Atom. Nucl. **61** (1998) 1028-1030; **61** (1998) 1122-1124
- [11] V. Kuzmin and I. Tkachov: *Ultra-High Energy Cosmic Rays, Superheavy Long-Living Particles, and Matter Creation after Inflation*, JETP Lett. **68** (1998) 271-275
- [12] S. L. Dubovsky, P. G. Tinyakov JETP Lett. **68** (1998) 107-111
- [13] S. L. Dubovsky, P. G. Tinyakov *Generation of 10^{15} - 10^{17} eV photons by UHE CR in the Galactic magnetic field*, e-print astro-ph/9906092
- [14] J. Caldwell and J. Ostriker, Astrophys. J. **251** (1981) 61; J. Bahcall *et.al.* Astrophys. J. **265** (1983) 730.
- [15] J.F. Navarro C.S. Frenk and S.D.M. White, Astrophys. J. **462** (1996) 563.
- [16] P. Bhattacharjee, C. T. Hill, and D. N. Schramm, Phys. Rev. Lett. **69**, 567 (1992).
- [17] F. A. Aharonian, P. Bhattacharjee, and D. N. Schramm, Phys. Rev. D **46**, 4188 (1992).

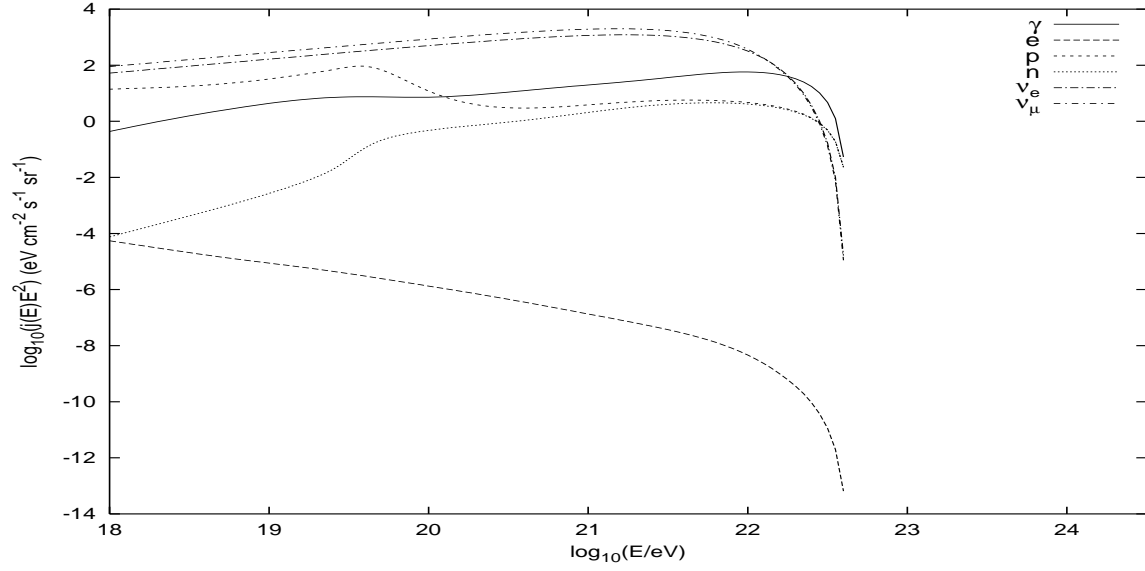


FIG. 1. Spectra in the long-living X-particle model with $\tau = 10^9 t_0$ (t_0 is the age of Universe) under constant EGMF of strength $B = 10^{-11} \text{G}$, assuming decay mode $X \rightarrow qq$. This spectra is from direction of Galaxy center. The spectra of all particles from opposite direction is similar. Anisotropy presented on Fig.2

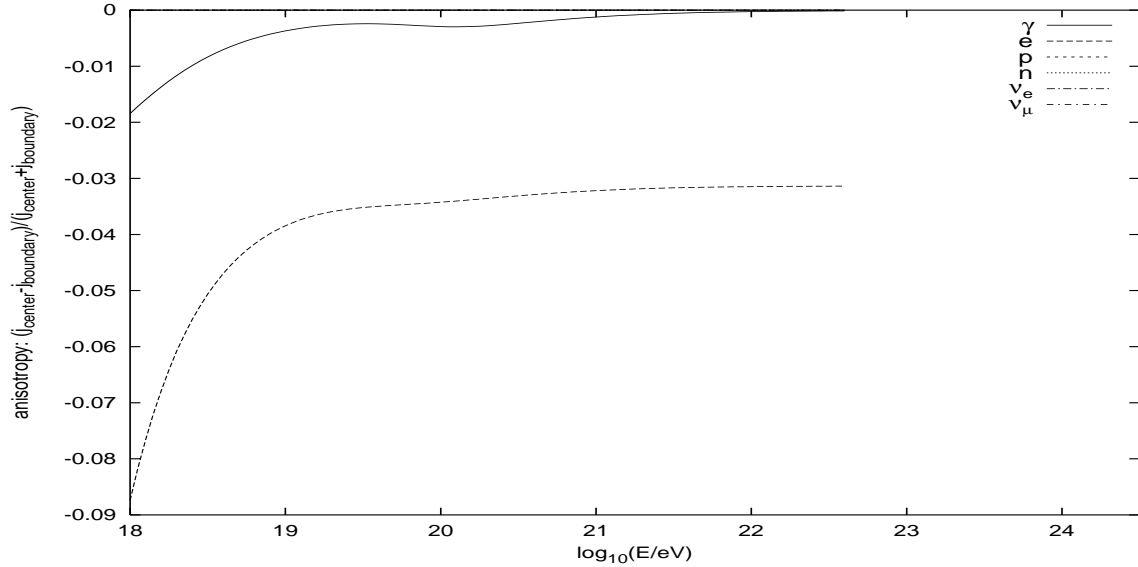


FIG. 2. Anisotropy in spectra of electrons and photons due to synchrotron radiation on Galactic magnetic field for model of Fig.1.

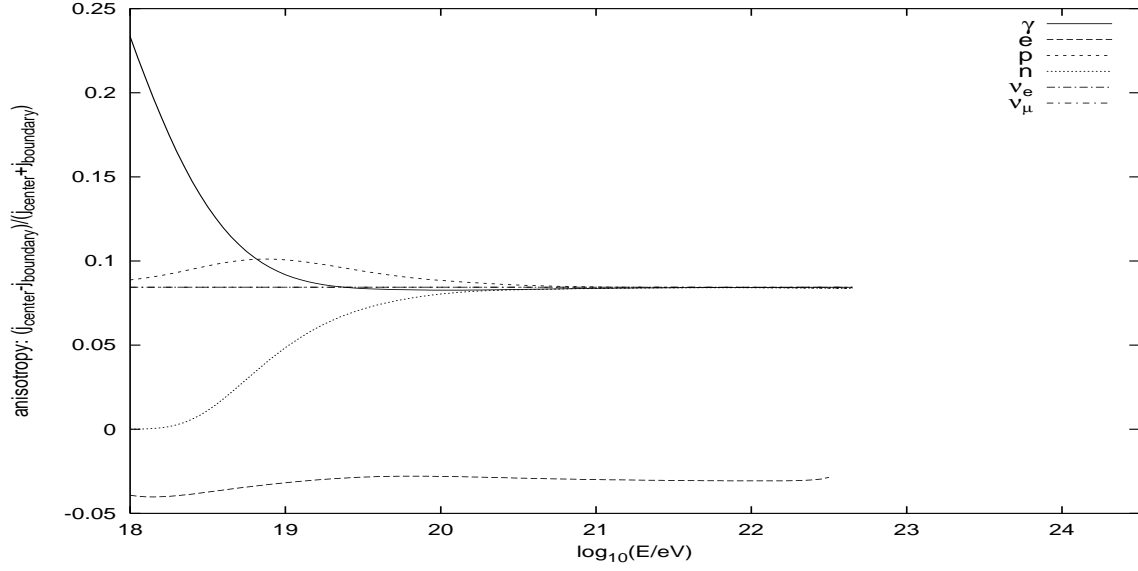


FIG. 3. Anisotropy in spectra of UHECR in directions to and from Galaxy center for the constant source distribution in Galaxy.

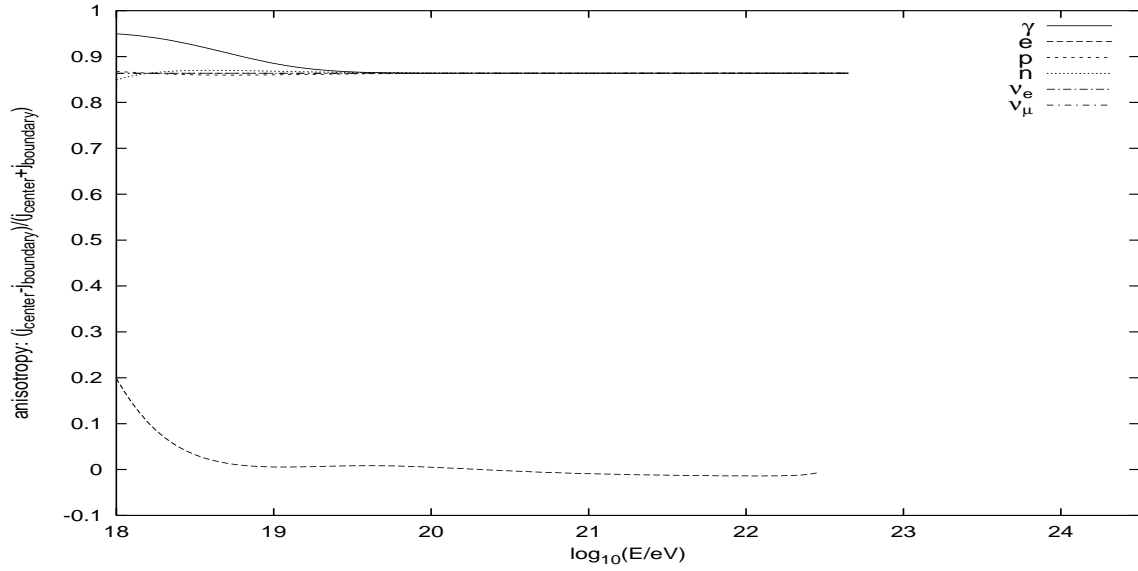


FIG. 4. Anisotropy in spectra of UHECR in directions to and from Galaxy center for the thermal source distribution in Galaxy.

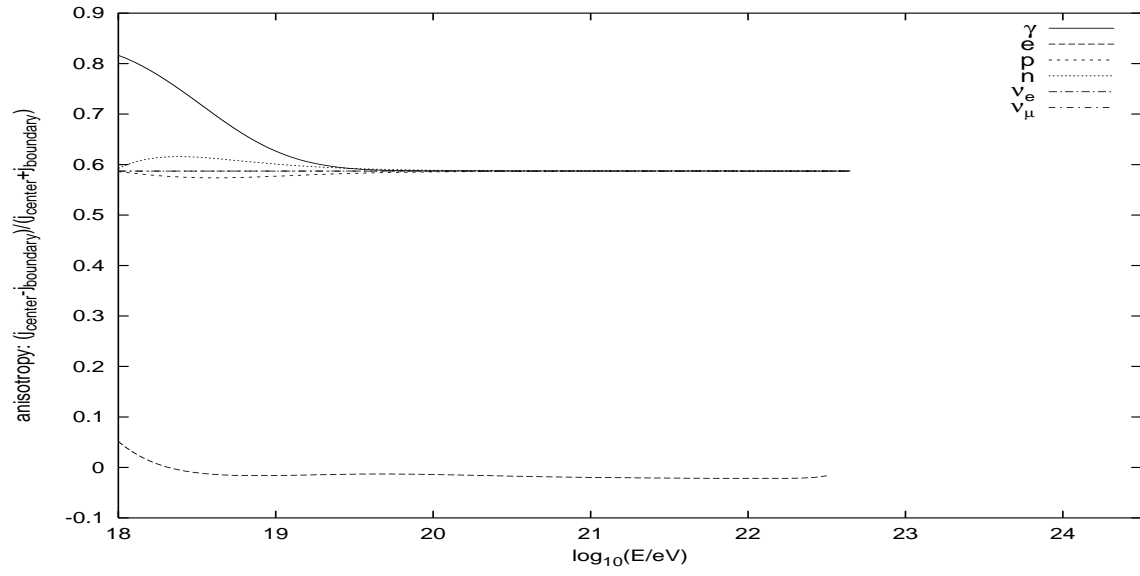


FIG. 5. Anisotropy in spectra of UHECR in directions to and from Galaxy center for the 11 source distribution in Galaxy.