

# COSMIC DUST IN THE 21ST CENTURY

J. Mayo Greenberg and Chuanjian Shen

*The Raymond and Beverly Sackler Laboratory for Astrophysics at Leiden  
Observatory, P.O. Box 9513, 2300 RA Leiden, The Netherlands*

**Abstract.** The past century of interstellar dust has brought us from first ignoring it to finding that it plays an important role in the evolution of galaxies. Current observational results in our galaxy provide a complex physical and chemical evolutionary picture of interstellar dust starting with the formation of small refractory particles in stellar atmospheres to their modification in diffuse and molecular clouds and ultimately to their contribution to star forming regions. Observations of the properties of dust in very young galaxies will be an important probe of the rates of star formation in terms of the production and destruction of dust grains. Future observations of dust at high spectral and spatial resolution will provide detailed information on processes in collapsing clouds up to star formation. Space missions to comets in the next century will first study them in situ but ultimately will bring back pristine nucleus material which will contain the end product of the collapsing protosolar molecular cloud at the time of planet formation. If one of the current theories of the origin of life from comets is correct, laboratory studies of comet dust grains immersed in water may give direct indications of prebiotic chemical evolution.

## 1. Introduction

When this title was suggested (not by me) I accepted with great trepidation the chance to make predictions on what we might find in the coming years about dust. I was very mindful of the possibility of making too timid predictions as was done by a famous physicist at the turn of the last century who said that the only new thing would be improvements in accuracy of measurement. Within less than 5 years we had the quantum photoelectric effect, the special theory of relativity, and within 12 years the Bohr quantum theory of the atom. In any case all I will try to do is to make projections based on what we now know and to make guesses on how rapidly the observational and theoretical techniques and programs will evolve in the next 20 years. I hope I can keep a sense of perspective. I think it will be useful first to briefly summarize some of the high points of what we have learned about dust in the past century and how we have learned it. I will start with a brief historical review and follow up with a selection of the present state of the art, with a personal assessment which leads to some projections which appear to me to be important. I felt that a limited but directed summary would make it much easier to make specific predictions.



Interstellar dust has become one of the subjects in the forefront of astrophysics. Dust has to do with star formation. Infrared observations are a probe of regions of star formation. The interstellar chemistry problem concerns the chemical reactions between dust and atoms and molecules in space; dust seems to play an active role in those reactions. The evidence is that dust is one of the basic ingredients in comets. There is growing evidence from cometary observations that comets are a storage place for the chemical evolution which takes place in interstellar space. The complex chemistry and molecule evolution leading to what is now seen in comets may be the necessary precursor to life on earth and there is reason to believe from the evidence available that the oceans on earth were made of comets bringing interstellar ice to our young planet.

## 2. Early History

The subject of dark nebulae and what makes them dark have a very patchy history. The earliest relevant ideas go back 100 years. Looking at the sky in the direction of Sagittarius it is clear that there are tremendously dark lanes especially in the region toward the galactic center. This observation inspired Herschel in 1884 to say that there was undoubtedly a hole in the sky. Barnard started to take pictures and reported vast and wonderful cloud forms with their remarkable structure, lanes, holes and black gaps. Agnes Clerke (1903), in an astrophysics text she authored around the turn of the century, stated “The fact is a general one, that in all the forest of the universe there are glades and clearings. How they come to be thus diversified we cannot pretend to say; but we can see that the peculiarity is structural— that it is an outcome of the fundamental laws governing the distribution of cosmic matter. Hence the futility of trying to explain its origin, as a consequence, for instance, of the stoppage of light by the interposition of obscure bodies, or aggregations of bodies, invisibly thronging space.”

Curtis and Shapley held a famous debate around 1920 (Shapley & Curtis, 1921) over whether what is seen as the dark lanes in the Milky Way is caused by obscuring material. Curtis said the dark lanes observed in our galaxy were obscuring material, while Shapley said he found no evidence of obscuring material in his observations of globular clusters. Later observers became aware that Shapley’s argument was irrelevant because the globular clusters are out of the plane of the galaxy. The obscuring dust was confined to the so called “plane of avoidance” which is the galactic plane. A patchy history indeed.

Back in 1847 Struve had already found that the number of stars per unit volume seems to diminish in all directions receding from the sun. This could be explained either if the sun was at the center of a true stellar condensation, or if the effect was only an apparent one due to absorption (which may have been understood to include light scattering).

Well before the Curtis-Shapley debate, Kapteyn (1904) had found a roughly spherical distribution of stars around the sun, but he did not take that seriously. He assumed a constant stellar density and then used the observed density to arrive at a value for the extinction (absorption) of light  $A = 1.6 \text{ mag kpc}^{-1}$ , which differs little from current values. In 1929 Schalén examined the question of stellar densities as a function of distance. He did a very detailed study of B and A stars, including those in Cygnus, Cepheus, Cassiopeia, and Auriga. He obtained rather different values of the absorption coefficient, particularly in Cygnus and Auriga where there are large dark patches. So obviously the absorption is more in some regions and less in others.

It was not until the work of Trumpler in 1930 that the first evidence for interstellar reddening was found. Trumpler based this on his study of open clusters in which he compared the luminosities and distances of open clusters with the distances obtained by assuming that all their diameters were the same. By observing the luminosities and knowing the spectral distribution of stars he was able to find a color excess (between photographic and visual) with increasing distance, and produce a reddening curve. His observations indicated reddening even where he saw no clouds. In his 1957 book, Dufay questioned whether interstellar space outside dark clouds and nebulae should be considered perfectly transparent. By 1939 (Stebbins, Huffer & Whitford 1939) such observations were already indicating a  $\lambda^{-1}$  “law” of reddening. But what caused it? Since hyperbolic meteors were thought to exist, first attempts were made to tie the interstellar dust to the meteors. This was the conjecture of Schalén (1929) and Greenstein (1934). Another possible influencing factor might have been the fact that it was easier to compute the scattering by metallic particles using the Mie theory because to get a  $\lambda^{-1}$  law required smaller particles than if they were dielectric and computations for large particles were too tedious. .

In 1948 Whitford published measurements of star colors versus spectral types over a wavelength range from about  $3500\text{\AA}$  (ultraviolet) to the near infrared. The relation was not the expected straight line, but showed curvature at the near ultraviolet and infrared regions. Things were beginning to make some physical sense from the point of view of small particle scattering.

In the 30's Oort took another approach to the problem by looking at the statistics of the motions of K giants perpendicular to the plane of the galaxy, that is, at bulge objects. He used these to estimate the mass of material in the plane. He found that there had to be more material there than could be seen in stars. Oort and others estimated that the mass of the nonstellar material is about  $12 \times 10^9 M_{\odot}$ . If this mass is distributed uniformly  $\rho_{ism} \approx 6 \times 10^{-24} g/cm^3$ , this is the mass required to explain the observed motions.

The question then becomes what kind of material distributed with this density with what mass absorption coefficient could give rise to an optical depth of  $\tau/L$  of about 1 magnitude  $kpc^{-1}$ , as observed. So what is required is that the scattering/extinction cross section of the material blocking the light per unit length is on the order of 1 magnitude per kiloparsec.

In 1935 Lindblad published an article in *Nature* that indicated that interstellar abundances made it seem reasonable to grow particles in space. Eddington long before hypothesized that it was so cold in space that anything that hits a small particle will stick.

In the 40's van de Hulst (1949) broke with tradition and published the results of making particles out of atoms that were known to exist in space: H, O, C, and N. He assumed these atoms combined on the surface to form frozen saturated molecules. This is what later became known as the “dirty ice” model. The dirty ice model of dust by van de Hulst was a logical followup of the then existing information about the interstellar medium and contained the major idea of surface chemistry leading to the ices  $H_2O$ ,  $CH_4$ ,  $NH_3$ . But it was not until the advent of infrared astronomical techniques made it possible to observe silicate particles emitting at their characteristic  $10\mu m$  wavelength in the atmospheres of cool stars that we had the cores on which the matter could form. Interestingly, their presence was predicted on theoretical grounds by Kamijo (1963). As van de Hulst said, he chose to ignore the nucleation problem and just go ahead (where no one had gone before) with the assumption that “something” would provide the seeds for the mantle to grow on. What a great guess! So by 1945 we had many of the theoretical basics to understand the sources of interstellar dust “ices” but it was not until about 1970 that the silicates were established. However having a realistic dust model, van de Hulst developed the scattering tools to provide a good idea of dust properties.

After the extinction curve had been well established and the inferred particle size, two investigators (Hall 1949; Hiltner 1949) inspired by a prediction of Chandrasekhar on intrinsic stellar polarization discovered instead the general interstellar linear polarization. Magnetic fields were believed to confine cosmic rays and to play a role in the spiral structure

of the galaxy. The implication of the linear polarization was that the extinction was caused by non-spherical particles aligned by magnetic fields.

The scattering of light by small particles was understood to be important to understand how aligned particles could polarize starlight. The calculations for non-spherical particles comparable to the wavelength was limited to infinite cylinders (which are only finite in two dimensions). This led to attempt to study arbitrary particles by microwave analog methods (Greenberg, Pedersen & Pedersen 1960) which have led to using such analog approaches to study much more complex particles as are comet dust (Hage et al. 1991). This method is still proving to be powerful (Gustafson 1999) as the needs still outstrip the capacities of computers.

### 3. The current state of the art

The last 40 years have seen a revolution in the study of interstellar dust. This has been a threefold process. First of all, the observational access to the ultraviolet and the infrared brought into focus the fact that there had to be a very wide range of particle sizes and types to account for the blocking of the starlight. Secondly, the infrared provided a probe of some of the chemical constituents of the dust. Thirdly laboratory techniques were applied to the properties and evolution of possible grain materials. It was the advent of infrared techniques that made it possible to demonstrate conclusively that something like rocks (but very small, of course) constituted a large fraction of the interstellar dust.

However the first attempt to find the  $3.1\mu\text{m}$  feature of  $\text{H}_2\text{O}$  was unsuccessful (Danielson et al. 1965). This was, at first, a total surprise to those who had accepted the dirty ice model. However, this gave the incentive to perform the early experiments on the ultraviolet photoprocessing of low temperature mixtures of volatile molecules simulating the “original” dirty ice grains (Greenberg et al. 1972) to understand how and why the predicted  $\text{H}_2\text{O}$  was not clearly present. From such experiments was predicted a new component of interstellar dust in the form of complex organic molecules, as mantles on the silicates.

The present studies of interstellar dust take us into many directions, from chemical evolution of the space between the stars, to comets, to solar systems. I will try to present an overview of our current knowledge of the dust which brings many related astrophysical problems to the fore. The questions posed by our present information and the suggested needs for the future are directed towards the discussion in the last

section. The space age has ushered in some of the most dramatic developments and will ultimately give us the data we need to understand how solar systems are born out of collapsing clouds.

Some of the outstanding properties and problems currently considered are: a) Extinction and polarization, b) Chemical constituents (silicates, complex organic, ices, small carbonaceous particles and polycyclic aromatic hydrocarbons), c) Sources and sinks, d) Relationship to comets and other primitive solar system bodies, e) Diffuse interstellar bands, f) Scattering by non-spherical and aggregate particles, g) Dust absorption and emission, h) Dust/gas chemistry, i) Cosmic abundances.

### 3.1. EXTINCTION AND POLARIZATION

The main characteristics of the “average” extinction curve are well established. A slow and then increasingly rapid rise from the infrared to the visual, an approach to levelling off in the near ultraviolet, a broad absorption feature at about  $\lambda^{-1} \approx 4.6\mu m^{-1}$  and, after the drop-off, a “final” curving increase to as far as has been observed  $\lambda^{-1} \approx 8\mu m^{-1}$ . We note here that the access to the ultraviolet was only made possible when observations could be made from space, first by rockets and then by satellites (OAO2, IUE). An example of the extinction curve is shown in Fig. 1 with data associated with dates of discovery. I will not discuss here many important variations which are correlated with different regions in space. The strength of the hump and the far ultraviolet extinction can vary both independently and with respect to the visual extinction. The shape of the visual extinction appears to depend on whether it occurs in high or low density regions. The general shape of the polarization curve is also well established. It rises from the infrared, has a maximum somewhere in the visual (generally) and then decreases towards the ultraviolet. The position of the maximum shifts with the ratio of that to selective extinction  $R = A_V/E(B-V)$  in the sense that it moves to longer wavelengths as  $R$  increases which is the effect of increasing the particle size (see Whittet 1992).

The bottom line in the interpretation of the extinction and polarization is that it is characteristic of a set of different types of particles spanning a size (“radius”) range from 5nm to  $0.2\mu m$ .

### 3.2. CHEMICAL COMPOSITION

All of the chemical constituents of interstellar dust derive from infrared observations, with one exception — the hump at 220 nm. These constituents are naturally divided into: 1) volatiles, 2) refractories. The established “solid” chemical constituents of interstellar dust are silicates, carbonaceous material and various frozen volatiles, commonly

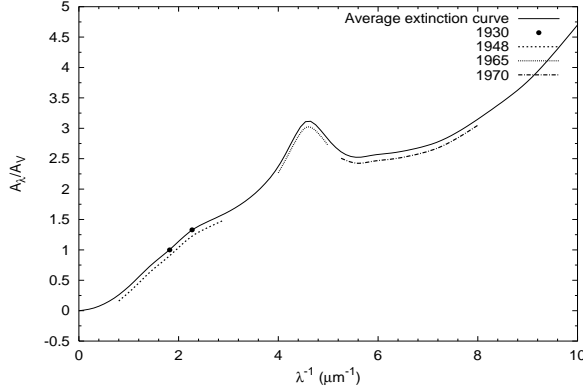


Figure 1. How the extinction curve was found. The 2 dots correspond to the color excess derived by Trumpler (1930). The dotted portion corresponds to the Whitford (1948) curve. The hump was discovered using a rocket (Stecher 1965) and the far UV was obtained by the OAO2 and IUE satellites (Bless & Savage 1970).

called ices. Another component whose presence appears highly likely exists in the form of large polycyclic aromatic hydrocarbons (PAH's). The variations in the properties and relative proportion of the different constituents is one of the most important characteristics of the dust.

### 3.2.1. Volatiles

The infrared observations of absorption have demonstrated the presence of icy mantles on the interstellar dust. In Table 1 is presented the kinds and relative amounts of molecules detected in different regions in space. Not only are the relative proportions variable but also the presence and absence of some species. In almost all cases, however, water is the dominant component. Another important variability is in the layering of the various molecular components. Of particular note is the fact that the CO molecular spectrum is seen to indicate that it occurs sometimes embedded in the H<sub>2</sub>O (a polar matrix) and sometimes not. This tells a story about how the mantles form. As was first noted by van de Hulst, the presence of surface reactions leads to the reduced species H<sub>2</sub>O, CH<sub>4</sub>, NH<sub>3</sub>. Since we now know that CO is an abundant species as a gas phase molecule, we expect to find it accreted along with these reduced species — at least initially.

As one can see from comparing the relative abundances of the ice mantle molecules and the gas phase molecules, the ice mantles are not made simply by accretion from the gas. An obvious case in point is the H<sub>2</sub>O:CO ratio which is so much higher in the dust than in the gas. Also notable is the fact that in star forming regions the relative abundance of H<sub>2</sub>O and CH<sub>3</sub>OH is very different.

Table I. Ice mantles on dust in clouds and around protostars

Species	Protostars	Field Stars
H <sub>2</sub> O	100	100
CO	1–15 (polar) 1–50 (apolar)	7 (polar) 27 (apolar)
CO <sub>2</sub>	15–40	15
CH <sub>4</sub>	1–4	–
CH <sub>3</sub> OH	1–35	< 3.4
H <sub>2</sub> CO	3	–
OCS	0.05–0.18	–
NH <sub>3</sub>	3–10	< 6
C <sub>2</sub> H <sub>6</sub>	< 0.4	–
HCOOH	3	–
O <sub>2</sub>	< 20	–
N <sub>2</sub>	??	??
OCN <sup>–</sup>	0.3–2.9	< 0.4
HCN	< 3	–

The two approaches to understanding how the grain mantles evolve are: (1) the laboratory studies of icy mixtures, their modification by ultraviolet photoprocessing and by heating, (2) theoretical studies combining gas phase chemistry with dust accretion and dust chemistry. In the laboratory one creates a cold surface (10K) on which various simple molecules are slowly deposited in various proportions. The processing of these mixtures by ultraviolet photons and by temperature variation is studied by infrared spectroscopy. This analog of interstellar dust mantles is used to provide a data base for comparison with the observations. Figure 2 shows a typical observation with appropriate molecular identification based on the laboratory.

### 3.2.2. *Refractories — sources and sinks*

The most ubiquitous refractory dust component is indicated by the interstellar 10  $\mu$ m absorption feature. It is ascribed to the Si-O stretch in some form of rock. The shape of the interstellar feature is broad and featureless both of which suggest that the silicate is amorphous. The originating source of the interstellar silicates is in the atmospheres of cool evolved stars where the emission features clearly indicate a fractional degree of crystallinity (Waters et al. 1996). How can interstellar



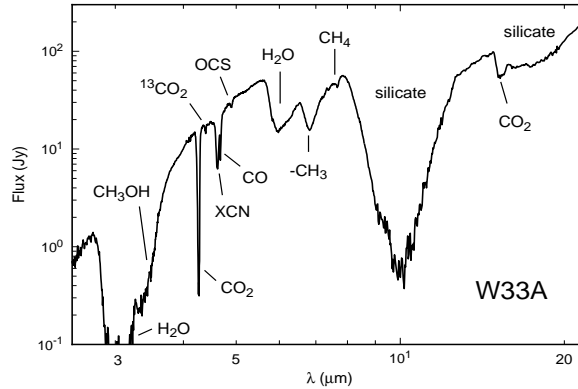


Figure 2. Spectrum of the dust around the embedded protostar W33A showing identified molecules in the ice mantles (Gibb et al. 1999). XCN is identified as  $\text{OCN}^-$  (Schutte & Greenberg 1997).

crystalline silicate particles become amorphous? This is a puzzle which has not yet been completely solved.

The second refractory dust component is generally referred to as carbonaceous. It appears to occur in three generic forms: (1) as mantles on the silicates, (2) as small particles which produce the 220 nm hump, (3) as large polycyclic aromatic hydrocarbons (these are often considered also as particles).

What is currently known about all of these components is based very largely on results of laboratory experiments which attempt to simulate interstellar processes. The organic refractory dust mantles which are derived from the photoprocessing of ices contain a mixture of aliphatic and aromatic carbonaceous molecules. The laboratory analog suggests the presence of abundant prebiotic organic molecules in interstellar dust (Briggs et al. 1992). An excellent match to the observed infrared  $3.4 \mu\text{m}$  feature (Greenberg et al. 1995) is provided by photoprocessed laboratory organics and there is indication of absorption in the 8 - 10  $\mu\text{m}$  region which satisfactorily modifies the silicate absorption feature to match observations (Greenberg & Li 1996). However, hydrogenated amorphous carbon made by condensing carbon smoke also matches the  $3.4 \mu\text{m}$  feature. We need more definitive laboratory experiments and astrophysical theories to derive the chemical composition of the organic mantles as well as the other carbon based materials.

The hump particles seem to be best described at present as resulting from dehydrogenation of hydrogenated amorphous carbon and the PAH's may well result from dehydrogenation of residues from photoprocessed ices (Mennella et al. 1998). What is being indicated here is the fact that, just as ices evolve chemically and physically in in-

Table II. Comparison of the abundances of ices in the interstellar medium (towards IRS9) and of cometary volatiles (at  $\sim 1$  AU). Cometary abundances are from Table 7 in Crovisier (1999). ISM ice abundances are taken from a compilation of Schutte (1999) from various sources as well as from recent *ISO* results (d’Hendecourt et al. 1996, Whittet et al. 1996)

Species	Interstellar ices		Cometary volatiles	
H <sub>2</sub> O	=100		=100	
CO	10–40		2–20	
CH <sub>3</sub> OH	5		1–7	
CO <sub>2</sub>	10		2–6	
H <sub>2</sub> CO	2–6	tentative	0.05–4	
HCOOH	3	tentative	$\sim 0.1$	
CH <sub>4</sub>	1–2		0.7	
other hydrocarbons	??		$\sim 1$	C <sub>2</sub> H <sub>2</sub> , C <sub>2</sub> H <sub>6</sub>
NH <sub>3</sub>	< 10		0.5	
O <sub>3</sub>	$\leq 2$		??	
OCN <sup>−</sup>	$\leq 0.5$ –2		0.2	nitriles + HNCO
OCS	0.2		0.4	OCS + CS
SO <sub>2</sub>	??		$\sim 0.1$	
H <sub>2</sub>	$\gtrsim 1$		??	
N <sub>2</sub>	??		??	
O <sub>2</sub>	??		??	

terstellar space, so do the organics. Where and how the interstellar dust is formed appears to involve a complex evolutionary picture. The rates of production of refractory components such as silicates in stars do not seem to be able to provide more than about 10% of what is observed in space because they are competing with destruction which is 10 times faster by, generally, supernova shocks. At present the only way to account for the observed extinction amount is to resupply the dust by processes which occur in the interstellar medium itself. The organic mantles on the silicate particles must be created at a rate sufficient to balance their destruction. Furthermore, they provide a shield against destruction of the silicates. Without them the silicates would indeed be underabundant.

### 3.3. INTERSTELLAR DUST AND COMETS

A major advance in our understanding of comets in the 20th century was made by the space probes Vega 1 and 2 and Giotto (see *Nature*, comet Halley issue, vol 321, 1986). Until that time no one

had ever seen a comet nucleus. The critical new discoveries were: (1) the low albedo of comets, (2) the size distribution of the comet dust extending down to interstellar dust sizes ( $10^{-15} - 10^{-18}$  g), (3) the organic fraction of comet dust. The current ground based observations of the volatile composition of comets implies a close connection with the ices of interstellar dust. This is shown in Table 2. Most of the current models of comet nuclei presume that to a major extent they are basically aggregates of the interstellar dust in its final evolved state in the collapsing molecular cloud which becomes the protosolar nebula. In addition to the chemical consequences of such a model there is the prediction of a morphological structure in which the aggregate material consists of tenth micron basic units each of which contains (on average) a silicate core, a layer of complex organic material, and an outer layer of ices in which are embedded all the very small carbonaceous particles characterizing the interstellar ultraviolet hump and the far ultraviolet extinction. All these components have been observed in the comet comae in one way or another. The implication is that space probes which can examine in detail the composition of comet nuclei will be able to provide us with hands-on data on most of the components of interstellar dust and will tell us what is the end product of chemical evolution in a collapsing protosolar molecular cloud. At this time many laboratories are preparing materials as a data base for comparison with what will be analyzed during the space missions.

### 3.4. DUST ABSORPTION AND EMISSION

One of the achievements of Van de Hulst (1949) was the calculation of the temperature of interstellar dust size particles. Because of their small size they absorb well at short wavelengths but poorly at long wavelengths. Because of the fact that their general environment is in a radiation field which, while having a high color temperature (high energy ultraviolet photons) is of low energy density, they are cold but not as cold as a black body; i.e., characteristically  $T_d \approx 15\text{K}$  rather than  $T_{BB} = 3.2\text{ K}$ . While later refinements in this by Greenberg (1971) confirmed this, the advent of the space infrared measurements by the IRAS seemed to detect only about 10 – 20 % of the dust. This was simply a result of a lack of a sufficiently long wave length detector to see the cold dust. It took an entirely indirect method developed by Block (see review by Block 1996), where the spiral arms of galaxies provided the tracers of low temperature dust accounting for 80 – 90 % of the total mass and, in fact, this is the dust which produces all the visual extinction and the infrared absorption features. The complete emission spectrum by the dust of all sizes provided a good comparison

with satellite observations (COBE, DIRBE) in the far IR and submm — as well as the near to mid IR (Li & Greenberg 1998a,b). Thus space observations have proven to be an absolute requirement.

### 3.5. DUST/GAS CHEMISTRY

There is inadequate space here to fully document the immense progress which is being made in this field. For a recent review see Van Dishoeck (1999). I believe that this will be a field which will see even deeper application in the next century. The principal theoretical problems remaining have to do with atom and ion surface reactions and desorption mechanisms from the dust. These problems will only be solved by new experimental and observational techniques.

### 3.6. COSMIC ABUNDANCES

Derivations of the relative abundances of the elements in our galaxy are one of the principal needs for understanding the chemical evolution in interstellar space - and ultimately its memory in comets. A major factor in developing consistent dust models was the observation of the “depletion” in low density clouds using the ultraviolet as a probe. The deduced possible dust composition was initially only constrained to the extent that silicates alone could not be responsible for the interstellar extinction (Greenberg 1974). But In Recent Years, The problem of grain modeling has been exacerbated by the apparent decrease of the available condensible atoms (O, C, N, Si, Mg, Fe) by about 30 % since the solar system was born (see Mathis 1996; Li & Greenberg 1997). This implies that the heavy elements are being consumed more than they are being created. However, if one goes back far enough in time, there were no condensible atoms because their initial production must follow the birth of stars. This brings us to the cosmological question of what do high  $z$  galaxies look like and when and how was dust first found in them?

## 4. Future

There are quite a few unsolved or partially solved problems related to interstellar dust which will be demanding close attention in the future:

### 4.1. SOME OUTSTANDING PROBLEMS

1) How does dust evolve in protosolar regions? We need higher spatial resolution and sensitivity. Improvements in the theory of dust/grain

chemistry, particularly in collapsing clouds leading to star formation as well as in quiescent molecular clouds. How do interstellar grains accrete and deplete mantles in dense molecular clouds? We need high spatial resolution observations of molecule distributions in the gas and in the solid as function of depth in the cloud - interiors of clouds as well as regions of low and high mass star formation.

2) What is the true atomic composition of the interstellar medium? How variable is it in time and space? Are there global variation over distances of kiloparsecs? When did dust first form in a galaxy?

3) What is the source and nature of the DIBs?

4) Will the chemical and morphological analysis of comet nuclei and dust material reveal the true character of interstellar dust? Will they provide further answers to the question of life's origin?

5) How can we resolve the evolution of interstellar matter leading to the material measured and analyzed in meteorites? in interplanetary dust particles?

6) What are all the sources and sinks (destruction) of interstellar dust?

#### 4.2. UPCOMING OBSERVATIONS

To give some impression of some of the exciting possibilities the following is a list of new remote observational facilities which will be available early in the new millennium. They are largely in the longer wavelength regions of the spectra.

a) Stratospheric Observations Far Infrared Astronomy (SOFIA) 2.5m telescope in a B747 with state of the art instruments and resolution up to  $R \approx 20,000$

b) Space Infrared Telescope Facility (SIRTF) 60cm cooled telescope  $R \approx 600$ ,  $10\text{--}38\mu\text{m}$

c) Next Generation Space Telescope 8m passively cooled telescope  $0.6\text{--}10\mu\text{m}$  (up to  $30\mu\text{m}$ );  $R \lesssim 3000$

d) Submillimetre Wave Astronomy Satellite (SWAS) 90cm; 557/484 GHz :  $\text{H}_2\text{O}$ ,  $\text{O}_2$ ,  $\text{CI}$ ;  $R > 10^6$  (heterodyne spectroscopy)

e) Far Infrared and Submillimeter Telescope (FIRST) 3.5m;  $80\text{--}500\mu\text{m}$ ;  $R \gtrsim 10^6$  (heterodyne spectroscopy)

f) Atacama Large Millimeter Array (MMA/LSA)  $64 \times 12\text{m}$  telescopes  $0.3\text{--}3\text{mm}$ ;  $80\text{--}800\text{GHz}$   $R \gtrsim 10^6$  (heterodyne spectroscopy)

## 5. Cosmic Dust and Origins

There are many implications of future cosmic dust studies by new and improved methods. Three, which are very fundamental and most exciting have to do with origins:

- (1) the early universe
- (2) the origin of the solar system
- (3) the origin of life

### 5.1. HIGH-Z GALAXIES

How and when did dust first appear in our young galaxy? How rapidly did the condensible elements form and what was the nature of the first kind of dust? The earliest heavy elements could not have been created until after the first stars and the first supernovae. The only access we have to answer these questions is from the infrared emission and obscuration by dust in high- $z$  galaxies. Such galaxies with far infrared (FIR) luminosity  $> 10^{12} L_{\odot}$  were among the most important discoveries made with IRAS. These must represent galaxies undergoing massive rates of star formation. In order to observe the rest frame emission by cool dust (accounting for the major dust mass) in such high- $z$  (2-5) galaxies we have to obtain multiwavelength data in the submillimeter to millimeter region so as to span the range of possible spectral emission turnovers between  $350\mu\text{m}$  and  $850\mu\text{m}$ . In our own galaxy this would be about at  $150\mu\text{m}$  but not only is the newly formed dust unquestionably not like ours but the absorbed stellar emission is at much higher temperatures and densities in these star burst galaxies. How rapidly does the dust evolve in very young galaxies? The fact that there are even some differences between the dust in the Magellanic clouds and in our Milky Way (hereafter MW) gives us cause to seriously consider major differences between the present MW dust and the first dust. In the Magellanic clouds the extinction rises monotonically in the UV with no hump. It will be a real challenge to model early dust and to do so, we will need the rest infrared emission in great detail because it is the only property we can observe—no extinction curve, no chemistry, etc. The earliest dust must have had a hard time because both the source of the heavy elements to make the dust and the destruction of the dust are by supernova. The maximum dust size was severely limited. Would tenth micron particles exist as in our galaxy? How early did late type (low mass stars) evolve to produce silicates? Although M supergiants occur early on in a very young galaxy their rates of silicate production—if comparable with that of current M supergiants—would be counterbalanced by a much greater supernova destruction rate. For

example, it appears that the supernova production rate in a  $z = 3.8$  galaxy is at least 3 more orders of magnitude higher than in our galaxy (Dey et al. 1997). It would be hard to see how the silicate dust at that epoch could have been larger than, say a few hundredths of a micron. The temperature and extinction properties would be totally unlike that of interstellar dust as we know it. The ultraviolet extinction would be an order of magnitude larger than visual extinction rather than a factor of 2 as in MW dust (see Fig. 1 and Fig. 7). In order to begin to see early galactic dust bearing any resemblance to ours I would expect one would have to wait until two things occur: the supernova rate drops precipitately and the M giants (low mass stars) become abundant—perhaps several billion years. We would need the time to grow mantles on the dust if larger particles are to survive.

We have thought it useful to present a preliminary set of results for extinction and emission based on the idea that the dust which first appears in high- $z$  galaxies is indeed not like what is observed in later epochs. We start with the assumption that the major first source of dust is from supergiants for which the timescale for appearance may be only  $10^6$ – $10^7$  yr. In our galaxy the major source of silicates appears to be predominantly M giants but these low mass stars will have taken longer to evolve and it is only at the time they appear that the dust may begin to resemble more what we see in our galaxy with the accretion of mantles. At  $z$  as high as 2.5 and 4.69, CO has indeed been detected (Scoville et al. 1996; Omont et al. 1996) and if this is an indication of the possible existence of grain mantles then one may perhaps observe dust more like ours but we note that CO has not been detected in a  $z = 3.4$  radio galaxy B2 0902+34 (Eales et al. 1993). However, we should point out that even with CO present, the accretion of atoms and molecules would be strongly inhibited by the high grain temperatures which, as we shall see, are considerably higher than the value of  $T=15\text{K}$  characteristic of the MW because of the massive star formation rates. Mantle growth time in our galaxy assuming standard cosmic abundances of  $(\text{O}+\text{C}+\text{N})/\text{H} \approx 10^{-3}$  and a cloud density of  $n_H \approx 10^4 \text{ cm}^{-3}$  is  $\sim 5 \times 10^7$  yr. The lifetime of dust fully exposed to supernova shocks is  $< 5 \times 10^7$  yr even for S.N. formation rates only 10–100 times more than the  $0.03 \text{ yr}^{-1}$  in our galaxy. Dey et al. (1997) suggest as many as  $10^3$  supernova  $\text{yr}^{-1}$  as not unrealistic in high- $z$  galaxies. Not until the supernova rates drop and M giants (from relatively low mass stars) begin to appear can we expect the dust to begin to resemble what we call “normal” galactic dust. Thus galaxies with luminosities much higher than the MW may well be observed in CO but may not have MW type dust. With this proviso we now assume that the dust in the (sufficiently) high- $z$  galaxies is limited to the production by supergiants;

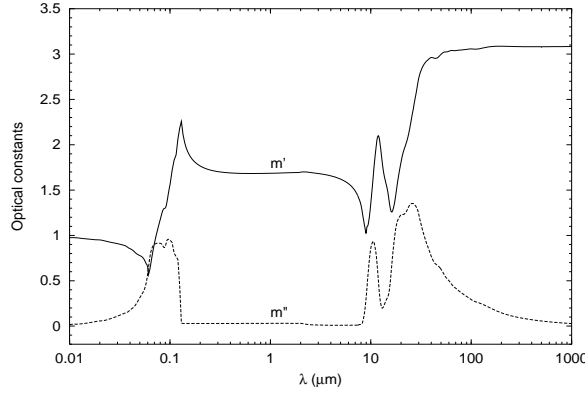


Figure 3. Optical constants  $m(\lambda) = m'(\lambda) - im''(\lambda)$  of silicates from Li & Greenberg (1997).

namely, silicates. The sources of carbon particles are presumed to be less productive and we also presume that supernova dust production is — as in our galaxy — less than that of the supergiants.

We shall calculate the dust spectral energy distribution (SED) for a variety of parameters which span possible conditions in early galactic evolution. With very high large mass star formation rates we consider the possibility that the mean radiation field to be characterized by a temperature as high as  $T_R = 30,000$  K as compared with the  $T_R^{MW} \approx 10,000$  K (mean A star source). Depending on the stellar density we consider dilution factors ranging from  $W = 10^{-14}$  (as in the MW) to as high as  $W = 10^{-12}$  representing an extreme case. The combination  $W = 10^{-12}$  with  $T_R = 30,000$  K provides a radiation energy density  $\sim 10^4$  that of the M.W.

The particles are taken to be pure silicates with optical constants as shown in Fig. 3. They are presumed to have a mean size (radius)  $\bar{a} = 0.05 \mu\text{m}$  which we believe to be characteristic of the particles made in the evolved star envelopes seen in our galaxy (Tinbergen et al. 1981). To take into account the dependence of the emission on grain size we consider a size distribution:  $n(a) \sim a^{-3}, 0.03 < a < 0.1 \mu\text{m}$ , with the upper limit estimated to be the maximum size possible in the expanding stellar envelope. The average of this distribution is  $0.05 \mu\text{m}$ . The grain temperatures are calculated by equating the absorbed and emitted radiation

$$\int \pi a^2 Q_{abs}(a, \lambda) R_G(\lambda) d\lambda = \int \pi a^2 Q_{abs} 4\pi B(\lambda, T_d) d\lambda \quad (1)$$

where  $Q_{abs}$  is the Mie theory absorption efficiency,  $R_G$  is the assumed galactic radiation field,  $B(\lambda, T_d)$  is the black body radiation at the dust temperature  $T_d$ . Fig. 4 shows the dust temperature as a function of size



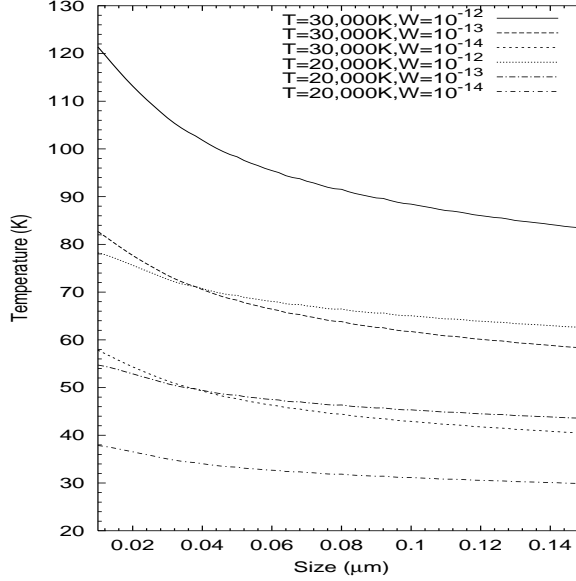


Figure 4. Grain temperature as a function of size for various radiation fields as specified by a temperature  $T$  and a dilution factor  $W$ .

for different radiation fields. These temperatures are generally in the range expected (see e.g. Isaak et al. 1994). We see that for these pure silicate particles the temperature monotonically decreases with increasing size — a result which differs from that for similar particles in the solar radiation field (Greenberg & Hage 1990). As a convenient tool we show the emission and absorption by a  $0.05 \mu\text{m}$  silicate particle in Fig. 5 in which it is demonstrated how to deduce readily the temperature for different radiation fields and dilution factors.

In Figure 6a,b,c we show the emission per unit mass for a variety of radiation fields with an assumed mean silicate density of  $3 \text{ g}\cdot\text{cm}^{-3}$ . Note that we have used the approximation that the dust is uniformly distributed in the mean radiation fields of the galaxy. For such a case the extinction will be variable in the galaxy — stars in the center being more obscured than those in the outer regions. It is well recognized that the total IR flux from the homogeneously mixed stars and dust is expected to be greater than that in which the extinction is less (see Calzetti 1999a,b and references therein).

A major effect introduced by the dust model considered here is in the extinction curve. In Fig. 7 we present the extinction as if the dust is distributed in a shell (the screen model). This overestimates the extinction but it is the wavelength dependence which we think is of great interest. Even if multiple scattering effects were taken into account, the ratio of UV to visual extinction is about ten times larger than

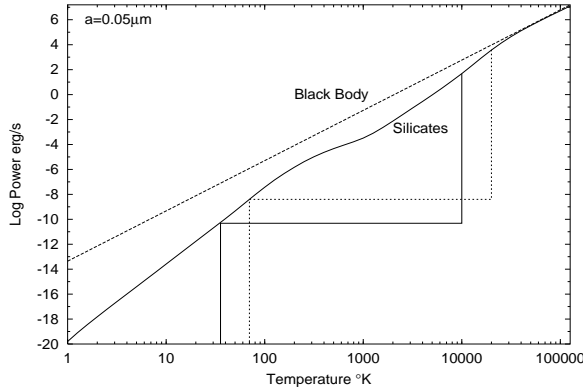


Figure 5. Emission/absorption of a  $0.05\mu\text{m}$  size silicate particle as a function of temperature compared with a black body. As examples of how to use this to obtain a grain temperature see the demonstrations for  $T=10,000\text{K}$  and  $T=20,000\text{K}$ ,  $W=10^{-12}$  by the sequences of vertical, horizontal and vertical lines.

that for the “standard” MW average diffuse cloud extinction curve. We have not yet explored whether this degree of anomaly in the extinction curve is consistent with observations but we believe that in any case the energetics of the high- $z$  galaxies should prevent the mean dust size being as large as in the evolved galaxies so that the UV to visual extinction is expected to be large. We note that the extinction per unit mass at V for the  $\bar{a}=0.05\mu\text{m}$  silicates is only 1/5 that of silicate particles large enough ( $a \approx 0.1\mu\text{m}$ ) to give a more “normal” extinction curve. The extinction per unit mass is presented over the full wavelength in Fig. 8.

Does the anomaly in the extinction curve we calculate help to answer the question raised by Calzetti (1999b) “What is causing the UV stellar continuum of Lyman-break galaxies to be redder than expected for a young star-forming population?” It is certainly true that the dust correction in the UV implied by the curve in Fig. 7 is greater for the same dust mass than would have been expected.

The long term future of high  $z$  astronomy at submillimeter wavelength lies with interferometric observation with further gain in sensitivity and angular resolution which will make it possible study single protogalactic structures at high  $z$ . The next generation of bolometer arrays such as SCUBA on the JCMT will go far in this direction.

A theoretical study of emission properties of postulated early dust must consider possibilities very different from what we “see” in our Milky Way and neighboring galaxies. The evolution of earliest dust is likely to be very different from that in our relatively quiescent Milky Way so that the larger particles may not ever accrete mantles of, say,

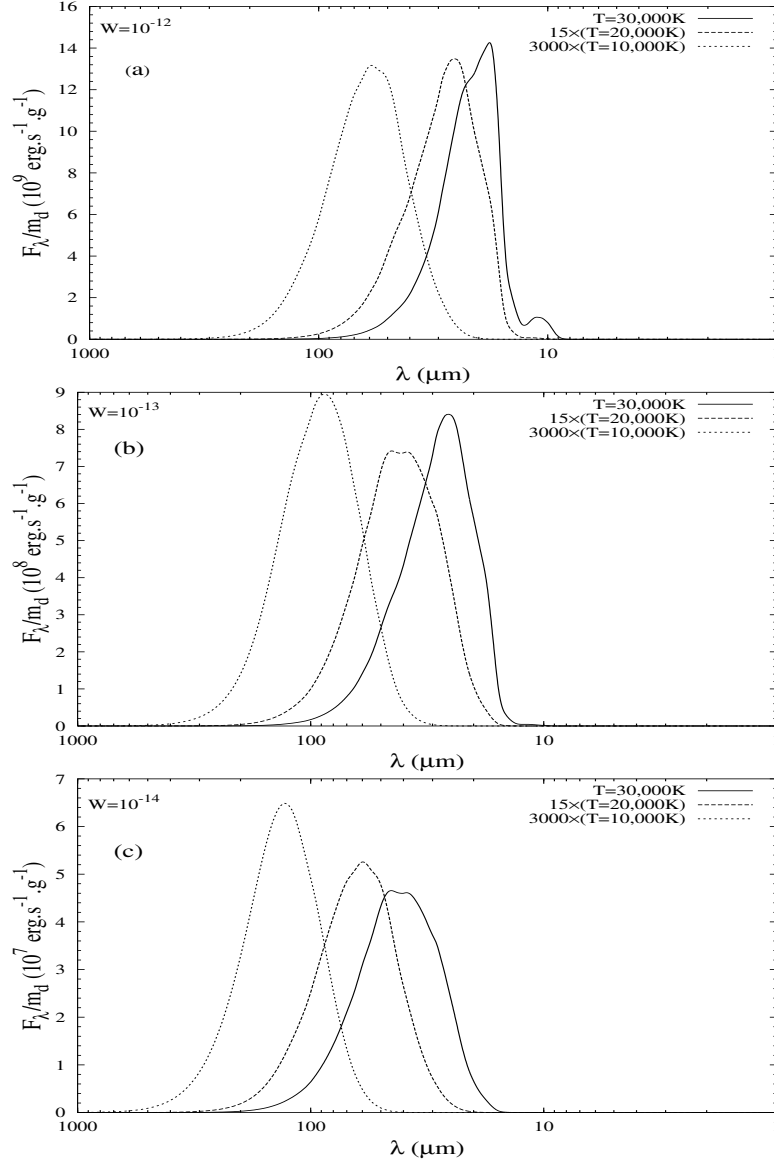


Figure 6. Thermal emission per unit mass for silicate dust grains with mass density  $3 \text{ g.cm}^{-3}$  and mean size  $\bar{a}=0.05 \mu\text{m}$  in radiation field (T) and dilution factor (W). The size distribution of grains is  $n(a) \sim a^{-3}$ ,  $0.033 < a < 0.1 \mu\text{m}$ , and: a)  $W=10^{-12}$ , b)  $W=10^{-13}$ , c)  $W=10^{-14}$ . Note that  $T=10,000\text{K}$ ,  $W=10^{-14}$  correspond approximately to the Milky Way radiation field.

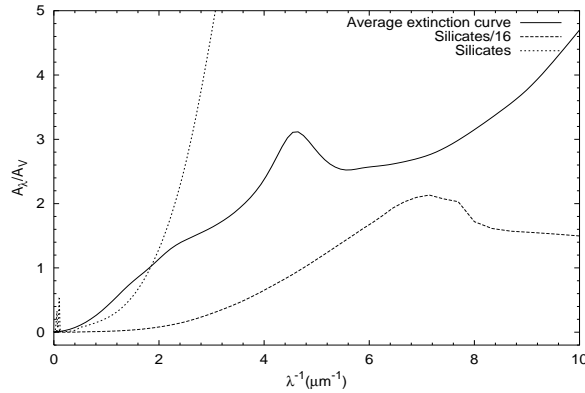


Figure 7. Extinction curve for a size distribution of silicate particles ( $n(a) \sim a^{-3}$ ,  $0.033 \leq a \leq 0.1 \mu m$ ) with mean size  $\bar{a} = 0.05 \mu m$ . Upper dotted curve normalized to  $A_V=1$ , and lower dashed curve divided by 16. Extinction per unit mass at V is about  $9.4 \times 10^3 \text{ cm}^2 \cdot \text{g}^{-1}$ .

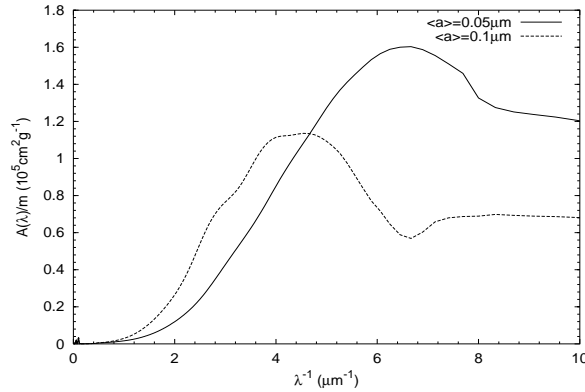


Figure 8. Extinction per unit mass,  $A(\lambda)/m$  ( $=1.086 \times \tau/m$ ), for a size distribution of silicate particles,  $n(a) \sim a^{-3}$ ,  $0.033 \leq a \leq 0.1 \mu m$  with a mean size  $\bar{a}=0.05 \mu m$  and for  $0.09 \leq a \leq 0.113 \mu m$  with a mean size  $\bar{a}=0.1 \mu m$ .

ices or carbonaceous material. Suppose they are purely silicates or carbon or SiC? Their temperatures and the dust/gas ratio may be quite difficult to reconcile with our preconceived notions.

## 5.2. ORIGIN OF THE SOLAR SYSTEM

The most pristine relics of the early solar system are comets. From the first space missions to comet Halley we already became aware of their complex chemistry and, as summarized in section 3.3, their undoubted resemblance to an aggregate of interstellar dust. Both the US NASA and the the European ESA have planned missions to comets and asteroids which will reveal even more details about their composition. It is

the goal of the ESA Rosetta mission to explore the nucleus of a comet (P/Wirtanen) in detail from close distance over an extended period of time not only remotely from the Orbiter, but also by means of a Lander on the surface of the nucleus (Verdant & Schwehm 1998). What were the conditions in the solar system when comets were formed? How was the collapsing cloud material affected by heating and turbulence? One of the aspects of comets that will tell us about these conditions is the density. Remarkably, as much as we have learned about comets there are still debates about their density. The Rosetta orbiter will both see the comet and it will be able to measure its mass from its orbit. Thus, for the first time we will know whether comets are as fluffy as has been predicted. (Greenberg & Hage 1990; Li & Greenberg 1999). This information is critical to appreciate the initial aggregation processes which occurred in the pre-solar nebula. The orbiter will follow the comet from the time it is about 4.5AU until about 1AU. During this time, the COSIMA (Kissel, 1999) instrument will capture the dust and analyze it for both its organic and inorganic constituents, including isotopic abundances. Far from the sun the cometary particles are expected to contain many of the ices remaining from the original interstellar dust. Farther in, the remaining constituents will be the complex organic and the rocky/metallic components.

The molecular composition of the organic phase of the solid cometary particles will be used to establish its exobiological relevance as possible organic precursors to the origin of life. (See next section). The COSAC experiment on the lander (Rosenbauer et al. 1999) is also aimed at the in situ investigation of the matter of a cometary nucleus with respect to its chemical and isotopic composition. In addition it will measure its chirality (handedness) of the organics to answer the question of whether the left handedness of the amino acids of life on earth originated from the interstellar dust which aggregated to form comets.

Not only will the chemistry and density be measured but also the structure. The grain morphology will be studied with an atomic force microscope with nm resolution. This should tell us something about the size of the individual postulated interstellar dust particles. Considering what will be achieved in the next 20 years I would venture the prediction that within another couple of decades we will have the capability to “mine” pristine comet nucleus material and bring it back to the earth for laboratory analysis. If comets are indeed made of interstellar dust, we will have in our hands the ultimate form of molecular cloud dust resembling the dust around low mass protostars-4.6 billion years ago. We will know the material out of which the solar system was formed.

### 5.3. ORIGIN OF LIFE

It has become generally accepted that the complex molecules required to initiate life on earth very likely came from outer space rather than having been formed on the earth. In any case, the abundance of complex organics in interstellar dust as inferred from infrared spectra and from laboratory analog experiments is certainly an immense reservoir of prebiotic molecules. There is reason to believe that the interstellar dust in the presolar nebula had an excess of lefthanded amino acids (Cronin & Pizzarello 1997; Engel & Macko 1997). It is these molecules—as a major fraction of the interstellar dust—which makes up about 20% of the mass of a comet (Greenberg 1998). If comets are indeed very fluffy aggregates of the interstellar dust (Greenberg 1986), the early bombardment of the earth by comets brought an enormous amount of complex organics to the earth in the form of very low density comet dust particles. Favorable factors provided by comet dust to the initiation of life involve three factors: (1) high porosity, (2) inorganic (mineral) surfaces for catalysis, and of course, (3) the presence of preformed chiral organics. We envisage that these comet dust fragments may fulfill the requirements suggested by Krueger and Kissel (1989) for chemical thermodynamics to start molecular self-organization. Each comet dust particle consisting of a porous aggregate of submicron silicate cores with organic refractory mantles sitting within a water bath (the local “ocean”) containing nutrients satisfies the conditions for non-equilibrium thermodynamics as in Nicolis and Prigogine (1977).

The discussion by Krueger and Kissel (1989) points out particularly to the chemical composition of the organics predicted by Greenberg (e.g. Briggs et al. 1992)—nitrogen as a heteroatom and as reactive precursors of purines and pyrimidines—possible cytosine. The oxygen is present in aldehydes and carboxylic acids, carbon oxides and of course, water. Most of the hydrocarbons are unsaturated and the aldehydes may polymerize to form sugars given the right conditions.

What might we anticipate being accomplished in the next millennium? When we retrieve material from a comet intact (and we will someday) and bring it back to earth one thing to try is to distribute small pieces (5-10 $\mu$ m) in appropriate water baths and follow their chemical evolution. We can expect that newer experimental techniques will have developed to the point at which this will be possible. I do not predict that this will make life but we can expect to find whether these processes of directed chemical evolution occur and at what rate. In a way, this is one phase of the COSIMA project where dust from the comet will land on a water saturated surface before being subject to mass spectroscopy.

Thought is already being directed by Krueger, Kissel and the author to simulating the porous structure of comet dust in which laboratory organics are embedded and placing these structures in water. It is just a matter of providing such a model to determine how effectively the chemical evolution is directed.

### Acknowledgements

We would like to thank first David Block for the great effort he has put into making this event a real success. Secondly we thank the Anglo American Chairmans Fund and the SASOL for the support which made the meeting and the participation of JMG possible. One of us (C. Shen) wishes to thank the World Laboratory for a fellowship. And finally we wish to thank Dr. Schutte and Dr. Röttgering for advice and Dr. Li for his invaluable assistance.

### References

- Allamandola, L.J., Tielens, A.G.G.M., eds. Interstellar dust. Kluwer Ac. Pub., 1989.  
 Bless, R.C. and Savage, B.D. (1970), IAU Symp. No.36, p28.  
 Block, D.L. (1996) in New Extragalactic Perspectives in the New South Africa Eds D.L. Block and J.M.Greenberg (Kluwer Academic Pub.)  
 Bremer, M.N., Van der Werf, P.P., Röttgering, H.J.A., Carilli, C.L., eds. Cold gas at high redshifts. Kluwer Ac. Pub., 1996.  
 Briggs, R., Ertem, G., Ferris, J.P., Greenberg, J.M., McCain, P.J., Mendoza-Gómez, C.X., Schutte, W. (1992), Origin of Life and Evolution of the Biosphere 22, 287-307.  
 Bussoletti, E., Colangeli, L., Borghesi, A., Orofino, V. Tabulated extinction efficiencies for various types of submicron amorphous carbon grains in the wavelength range 1000Å–300μm. Astron. Astrophys. Suppl. Ser. 70 (1987) 257-268.  
 Calzetti, D. (1999a), in “Untraluminous galaxies: monsters or babies?”, preprint 1341, STSCI.  
 Calzetti, D. et al. (1999b), in “Building the galaxies: from the primordial universe to the present”, Proc. XXXIVth Rencontres de Moriond.  
 Cayrel, P., Schatzman, E. (1954), Sur la polarisation interstellaire par des particules de graphite, Ann. Astrophys. 17, 555  
 Crovisier, J. (1999) in Formation and Evolution of Solids in Space, eds. J.M. Greenberg & A.Li, Kluwer Ac. Pub., 389  
 Clerke, A.M. (1903), Problems in astrophysics, London, Black, 567 pp.  
 Danielson, R.E., Woolf, N.J., Gaustad, J.E. (1965), Search for interstellar ice absorption in the infrared spectrum of mu Cephei, Astroph. J. 141, 116.  
 Davis, L., Greenstein, J. (1951), Polarization of starlight by aligned dust grains, Astroph. J. 114, 206.  
 d'Hendecourt, L., Jourdain de Muizon, M., Dartois, E., Breittellner, M., Ehrenfreund, P., Benit, J., Boulanger, F., Puget, J.L.; Habing, H.J, (1996), Astro. Astrophys., 315, L365

- Dey, A., Van Breugel, W., Vacca, W., Antonucci, R. (1997) *Astroph. J.* 490, 698
- Eales, S.A. (1993), *Nature* 363, 140
- Engel, M.H., Macko, S.A. (1997), *Nature* 389, 265-268
- Fitzpatrick, E.L., Massa, D.M. (1986), *Astroph. J.* 307, 286
- Gibb, E.L., Whittet, D.C., Schutte, W.A., et al. (1999), submitted to *Ap.J.*
- Gillett, F.C., Forrest, W.J. (1973), *Astroph. J.* 179, L483.
- Greenberg, J.M., Pedersen, N.E., Pedersen, J.C. (1961), *J. App. Phys.* 32, 233-242.
- Greenberg, J.M. (1971), *Astron. Astrophys.* 12, 240-249
- Greenberg, J.M., Yench, A.J., Corbett, J.W., Frisch, H.L. Ultraviolet effects on the chemical composition and optical properties of interstellar grains. *Mém. Soc. Roy. Sci. Liège*, 6e série, tome III (1972), p. 425-436
- Greenberg, J.M. (1986), *Nature* 321, 385
- Greenberg, J.M., Hage, J.I. (1990), *Astrophys. J.* 361, 260-274
- Greenberg, J.M., Mendoza-Gómez, C.X., Pirronello, V., eds. *The chemistry of life's origins*. Kluwer Ac. Pub., 1993.
- Greenberg, J.M., ed.. *The cosmic dust connection*. Kluwer Ac. Pub., 1994.
- Greenberg, J.M., Mendoza-Gómez, C.X., Schutte, W.A., Gerakines, P.A., de Groot, M. (1995), *Astrophys. J. Lett.* 455, L177-L180.
- Greenberg, J.M., Li, A. (1996) *Astro. Astrophys.* 309, 258-266
- Greenberg, J.M. (1998), *Astron. Astrophys.* 330, 375-380
- Greenberg, J.M., Li, A., eds. *Formation and evolution of solids in space*. Kluwer Ac. Pub., 1999.
- Greenstein, J.L. (1934), A determination of selective absorption based on the spectrophotometry of reddened B stars, *Pub. Washburn Obs.* 15, No. 5, p. 151.
- Gustafson, B.Å.S. (1999) in *Formation and Evolution of Solids in Space*, eds. J.M. Greenberg & A.Li, Kluwer Ac. Pub., 535
- Hage, J.I., Greenberg, J.M., Wang, R.T. (1991), *Appl. Optics* 30, 1141-1152.
- Hall, J.S. (1949), *Science* 109, 166
- Hiltner, W.A. (1949), *Science* 109, 165
- Isaak, K., McMahon, R.G., Hills, R.W.E., Wittington, S. (1994), *MNRAS* 269, L28
- Kamijo, F (1963), *Pub. Astr. Soc. Japan* 15, 440
- Kapteyn, J.C. (1904), *Astron. J.* 24, 115.
- Kapteyn, J.C. (1922), *Astroph. J.* 55. 302.
- Kissel, J. (1999) in *Formation and Evolution of Solids in Space*, eds. J.M. Greenberg & A.Li, Kluwer Ac. Pub., 427
- Koike, C., Hasegawa, H., Manabe, A. Extinction coefficients of amorphous carbon grains from 2100Å to 340μm. *Astroph. Space Sci.* 67 (1980) 495-502.
- Krueger, F.R., Kissel, J. (1989), *Origins of Life etc.* 19, 87-93.
- Li, A., Greenberg, J.M. (1997), *Astron. Astrophys.* 323, 566-584.
- Li, A., Greenberg, J.M. (1998a), *Astron. Astrophys.* 331, 291-313.
- Li, A., Greenberg, J.M. (1998b), *Astron. Astrophys.* 338, 364-370.
- Li, A., Greenberg, J.M. (1999), *Space Sci. Rev.*, in press.
- Lindblad, B. (1935), A condensation theory of meteoric matter and its cosmological significance, *Nature* 135, 133.
- Mathis, J.S., W. Rumpl, K.H. Nordsieck (1977), The size distribution of interstellar grains. *Astrophys. J.* 217, 425-433.
- Mathis, J.S., (1996), *Astrophys. J.* 472, 463
- Mennella, V., Colangeli, L., Palumbo, P., Schutte, W.A., Bussolletti, E. (1996), *Astroph. J.* 464, L191-L194.
- Mennella, V., Colangeli, L., Bussolletti, E., Palumbo, P., Rotundi, A. (1998), *Astroph. J.* 507, L177



- Nicolis, G., Prigogine, I. (1977), Self-organization in nonequilibrium systems, Wiley.
- Omont, A., Petitjean, P., Guilloteau, S., McMahon, R. G., Solomon, P. M., Pecontal, E. (1996), *Nature*, 382, 428–431
- Oort, J.H., Van de Hulst, H.C. (1946), Gas and smoke in interstellar space, *Bull. Astr. Inst. Netherlands* 10, 187
- Platt, J.R. (1956), On the optical properties of interstellar dust, *Astroph. J.* 123, 486
- Rötgering, H.J.A., Best, P.N., Lehnert, M.D., eds. The most distant radio galaxies. Royal Netherlands Academy of Arts and Sciences, 1999.
- Rosenbauer, H., Foselier, S.A., Ghielmetti, A. et al. (1999) in *Advances in Space Research (COSPAR, 1998)*
- Schalén, C. (1929), *Astron. Nachr.* 236, 249.
- Schutte, W.A., Greenberg, J.M. Further evidence for the OCN- assignment to the XCN band in astrophysical analogs. *Astron. Astrophys.* 317 (1997) L43-L46.
- Schutte, W.A. (1999) in *Formation and Evolution of Solids in Space*, eds. J.M. Greenberg & A.Li, Kluwer Ac. Pub., 177
- Shapley, H., Curtis, H.D. (1921), *Bull. Nat. Res. Council* 2, 217
- Spitzer, L. Jr. (1978), *Physical processes in the interstellar medium*. New York, Wiley.
- Stebbins, J., Huffer, C.M., Whitford, A.E. (1939), *Astroph. J.* 90, 209
- Stecher, T.P. (1965), Interstellar extinction in the ultraviolet, *Astroph. J.* 142, 1683
- Stecher, T.P. and Donn, B. (1965), On graphite and interstellar extinction, *Astroph. J.* 142, 1681-1682
- Tinbergen, J., Greenberg, J.M., De Jager, C. (1981), *Astron. Astrophys.*, 95, 215–220.
- Trumpler, R.J. (1930), Preliminary results on the distances, dimensions and space distribution of open star clusters, *Lick Obs. Bull.* XIV, 154.
- Van de Hulst, H.C. (1949), The solid particles in interstellar space, *Rech. Astron.Obs. Utrecht* 11, pt. 2
- Van de Hulst, H.C. (1957), *Light scattering by small particles*, Wiley.
- Van Dishoeck, E.F. (1999), in: *Formation and evolution of solids in space* (Greenberg, J.M., Li, A. eds.). Kluwer, p.91–121
- Verdant, M. and Schwehm, G.H. (1998), The International Rosetta Mission, *ESA bulletin* 93.
- Waters, L.B.F.M., Molster, F.J., de Jong, T., et al., (1996), *Astron. Astrophys.* 315, L36.
- Whitford, A.E. (1958), The law of interstellar reddening, *Astron. J.* 63, 201
- Whitford, A.E. (1948), An extension of the interstellar absorption curve, *Astroph. J.* 107, 102.
- Whittet, D. (1992), *Dust in the galactic environment*, In *The Graduate Series in Astronomy*, Institute of Physics (IOP) Publishing, Bristol.
- Whittet, D.C.B., Schutte, W.A., Tielens, A.G.G.M., et al. (1996), *Astron. Astrophys.*, 33, L357–L360
- Woolf, N.J. (1973), in: *Interstellar dust and related topics*, Greenberg, J.M., Van de Hulst, H.C., eds., p. 485.

