

FUSE OBSERVATIONS OF THE GALACTIC AND INTERGALACTIC MEDIUM TOWARDS H1821+643

W. R. OEGERLE¹, T. M. TRIPP², K. R. SEMBACH¹, E. B. JENKINS², D. V. BOWEN², L. L.
 COWIE³, R. F. GREEN⁴, J. W. KRUK¹, B. D. SAVAGE⁵, J. M. SHULL⁶, D. G. YORK⁷

Accepted for publication in the FUSE Special Issue of ApJ Letters, May 10, 2000

ABSTRACT

We have obtained moderate resolution spectra of the bright QSO H1821+643 ($z = 0.297$) in the wavelength interval 990 – 1185 Å with FUSE. Strong, complex O VI $\lambda 1032$ and Fe II $\lambda 1145$ absorption arising in gas above several spiral arms and the outer warp of our Galaxy is detected. We have identified absorption by a high negative-velocity (-215 km s^{-1}) component of O VI, which corresponds to the limiting velocity of $v_{LSR} \sim -190 \pm 20 \text{ km s}^{-1}$ for Milky Way gas along this line of sight, assuming corotation of disk and halo gas and a flat rotation curve for the outer galaxy. We report the detection of four absorbers in the intergalactic medium, through detections of Ly β at $z = 0.2454$ and $z = 0.1213$, Ly δ , ϵ , ζ in a system at $z = 0.2249$, C III $\lambda 977$ at $z = 0.1705$, and O VI $\lambda 1032$ at $z = 0.12137$. The FUSE data show that the Lyman absorbers at $z = 0.225$ are composed of 2 components separated by $\sim 70 \text{ km s}^{-1}$. Finally, we have observed associated absorption from O III $\lambda 832$, O IV $\lambda 787$, and possibly S V $\lambda 786$ at the redshift of the QSO ($z \sim 0.297$). Ne VIII $\lambda \lambda 770, 780$ is not detected in this associated system. When combined with the previous detection of associated O VI $\lambda 1032$ (Savage, Tripp & Lu 1998), we conclude that this system is a multiphase absorber, and we discuss the origin of the absorption in this context.

Subject headings: quasars:absorption lines—Galaxy:halo—ISM:general— intergalactic medium

1. INTRODUCTION

In this paper, we present intermediate resolution ($\sim 20 \text{ km s}^{-1}$) spectra of the quasar H1821+643 ($V = 14.2$, $z = 0.297$) which is visually the brightest known object in the sky at $z > 0.2$. H1821+643 is an X-ray selected, radio-quiet quasar (Pravdo & Marshall 1984), and resides in a cD galaxy at the center of a rich cluster of galaxies (Schneider et al. 1992). The optical properties of the QSO have been reported by Hutchings & Neff (1991) and Kolman et al. (1993). The latter authors find evidence for a strong optical/UV bump and a soft x-ray excess. The cluster of galaxies hosting the QSO is one of the most luminous X-ray clusters known (Hall, Ellingson & Green 1997). Spectroscopic studies of H1821+643 have been carried out in the UV at low resolution (Bahcall et al. 1992; Kolman et al. 1993; Tripp, Lu & Savage 1998) and intermediate resolution (Savage, Sembach & Lu 1995; Savage, Tripp & Lu 1998; Penton, Stocke & Shull 2000), in order to study the Galactic and intergalactic medium along the line of sight.

2. OBSERVATIONS

H1821+643 was observed by FUSE on Oct 10 and 13, 1999 for a total integration time of 48.8 ksec. Moos et al. (2000) and Sahnou et al. (2000) provide an overview of the FUSE instrument and its performance. Data in the wavelength interval 990 – 1185 Å covered by both LiF

channels were obtained. Processing steps included orbital doppler compensation, background subtraction, flux and wavelength calibration. No flat-fielding of the data was performed. The dispersion solution was derived from pre-launch calibration spectra, and adjusted based on comparison of FUSE absorption line velocities to velocities of appropriate absorption lines in the STIS/HST echelle spectrum of H1821+643 obtained by Tripp, Savage & Jenkins (2000). In general, the velocities are accurate to $\sim 5 \text{ km s}^{-1}$. The measured spectral resolution was $\sim 20 - 25 \text{ km s}^{-1}$ depending on wavelength. The detector background and scattered light in the instrument are extremely low, leading to accurate knowledge of the residual intensities in absorption lines. Equivalent widths and column densities of selected absorption lines were measured using the techniques described by Sembach & Savage (1992) and are reported in Table 1. Spectra shown in Figures 1-3 have been smoothed by 5 pixels (0.03 Å).

3. GALACTIC ABSORPTION

The H1821+643 sight line ($l, b = (94^\circ, 27^\circ)$) passes over 3 spiral arms seen in H I emission in a survey above the galactic plane by Kepner (1970): (1) the intermediate arm ($v_{LSR} \sim -42 \text{ km s}^{-1}$), the Perseus arm ($v_{LSR} \sim -75 \text{ km s}^{-1}$) and the outer arm ($v_{LSR} \sim -93, -120 \text{ km s}^{-1}$). For the observations reported here $v_{LSR} = v_{hel} + 16$

¹Department of Physics and Astronomy, Johns Hopkins University, Baltimore, MD 21218

²Department of Astrophysical Sciences, Princeton University, Princeton, NJ 08544-1001

³Institute for Astronomy, University of Hawaii, Honolulu, HI 96822

⁴Kitt Peak National Observatory, NOAO, P.O. Box 26732, 950 N. Cherry Ave, Tucson, AZ 85726-6732

⁵Department of Astronomy, Washburn Observatory, University of Wisconsin, Madison, WI 53706

⁶CASA and JILA, Dept. of Astrophysical and Planetary Sciences, University of Colorado, Boulder, CO 80309

⁷Department of Astronomy, University of Chicago, Chicago, IL

km s⁻¹. The sight line is also in a direction where the warp of the outer galaxy extends to large Galactic latitudes. The interstellar spectrum of H1821+643 is dominated by lines of H₂ and Fe II in the FUSE bandpass. Also present are Ar I, C II, Si II, P II, and O VI. Strong O I and N I lines were also detected in spectra obtained while the satellite was in the earth's shadow, where the terrestrial day glow emission lines in these species are absent. The 1030 – 1040 Å region of the spectrum displaying O VI $\lambda\lambda$ 1032, 1038, C II λ 1036 and several H₂ lines is shown in Figure 1.

The Fe II lines are strong and have negative velocity wings extending out to as much as ~ -170 km s⁻¹ for Fe II λ 1145. These negative velocity components are formed above the outer arm, and are also seen in Mg II and Si II lines in GHRS data (Savage, Sembach & Lu 1995). The H₂ lines are local and are not seen at large negative velocities.

It is interesting to compare the strengths of the Ar I $\lambda\lambda$ 1048, 1066 lines to those in the N I multiplet at 1134 Å. In a fully neutral medium, these lines should have similar equivalent widths since they have nearly similar values of $P \equiv \log(A) + \log(f\lambda)$ where A = cosmic abundance, i.e., $P \sim 8.5 - 9.0$. However, the Ar I lines are noticeably weaker than the strongly saturated N I lines in the spectra of H1821+643. Sofia & Jenkins (1998) have pointed out that in diffuse clouds Ar I is unlikely to be depleted onto dust grains. Nevertheless, they argue that in regions that are partially ionized by EUV radiation, Ar I may appear to be deficient relative to H I (or N I) because it has a substantially larger ionization cross section and thus might be more ionized. Note that Ar I is only clearly detected in the intermediate arm. It is not detected in the Perseus or outer arms, probably because the Ar is more highly ionized at greater distances from the Galactic plane.

The O VI absorption at -120 to -150 km s⁻¹ is associated with the outer arm and distant warp of our Galaxy. If we assume that the halo corotates with the underlying disk, the implied Galactocentric distance of the absorbing gas is $\sim 25 - 50$ kpc, and the distance above the plane is $\sim 10 - 20$ kpc. Independent evidence for the existence of O VI absorption in the outer halo of our galaxy is supplied by the *absence* of O VI absorption at velocities exceeding -70 km s⁻¹ in the FUSE spectrum of K1-16, which is only 85'' away from H1821+643 on the sky, and is at a distance of 1.6 kpc (Kruk et al. 2000). Consequently, the high negative-velocity O VI absorption seen in H1821+643 must be formed in the Galactic halo beyond K1-16.

A high negative-velocity (-215 km s⁻¹) component of O VI λ 1031.93 is coincident with a low velocity H₂ line from the (6–0)P(3) rotational level at 1031.19 Å. We have modeled the $J = 3$ H₂ lines in the spectrum, and find a good fit for a total column density of $N(\text{H}_2) \sim 2 \times 10^{15}$ cm⁻² and a cloud excitation temperature of $T_{ex} \sim 500$ K. Based on this model, the expected H₂ absorption at 1031.19 Å cannot account for the depth or width of the observed line, indicating significant absorption by O VI λ 1032 at -215 km s⁻¹. This confirms the tentative identification of this component in the C IV λ 1549 line made with GHRS/HST by Savage, Sembach & Lu (1995). This detection is quite interesting, since the line velocity corresponds to the limiting velocity of $v_{LSR} \sim -190 \pm 20$ km s⁻¹ for Milky Way gas assuming corotation and a flat rotation curve for the

outer galaxy. Collisional ionization seems the most likely source of O VI ionization in this component. Photoionization would require a very hard radiation field ($E > 114$ eV) to ionize O V to O VI, and the large photoionization parameter, U , requires a very low value of n_H and an extremely long pathlength, $l = N_H/n_H > 100$ kpc, to produce the absorption (see Sembach et al. (2000)).

4. INTERVENING ABSORPTION

Tripp, Lu & Savage (1998) have detected strong ($W_\lambda > 200$ mÅ) Ly α towards H1821+643 at redshifts of 0.1213, 0.1476, 0.1699, 0.2132 and 0.2249. Savage, Sembach & Lu (1995) also reported intervening Ly α absorption at $z = 0.02454$. We have detected absorption from four of these absorbers in the FUSE spectrum, and the column densities are reported in Table 1. The Lyman series lines detected with FUSE in these systems provide important constraints on N(H I) since the stronger lines in the HST bandpass are saturated. The reader is also referred to Shull et al. (2000) for discussion of intervening Ly β absorbers. One must be aware of the potential for ejected material from the QSO to masquerade as intervening gas, as shown for C IV absorption line systems by Richards et al. (1999). We believe that there is good evidence that the absorbers in H1821+643 are truly intervening, based on the proximity of intervening galaxies to the line of sight (Tripp, Lu & Savage 1998; Bowen & Tripp 2000).

Tripp, Lu & Savage (1998) report a strong, blended line of Ly α at $z = 0.12123, 0.12157$. In addition to detecting the Ly β line in this system, we report the detection of a line at 1157.17 Å which we have identified as O VI λ 1032 at $z = 0.12137$ (see Figure 2). The line is clearly seen in both the LiF1 and LiF2 spectra. The O VI λ 1038 line is blended with the Ly δ line in the $z = 0.225$ absorber and could not be measured. This is the sixth *intervening* O VI absorption system observed towards H1821+643, and provides further evidence that low- z O VI systems contain a large fraction of the baryons at the present epoch (Tripp, Savage & Jenkins 2000; Tripp & Savage 2000). These observations are in accord with cosmological simulations by Cen & Ostriker (1999) that predict a substantial fraction of present-day baryons are in a shock-heated phase at $10^5 - 10^7$ K.

We have identified an observed line at 1143.6 Å as C III λ 977 at $z = 0.1705$. This identification was made possible by comparison with the wavelength of a Ly α absorber recently observed by Tripp, Savage & Jenkins (2000) with STIS/HST. The Ly γ line for this absorber is not conclusively detected in the FUSE spectrum, although a weak, rather broad feature is at the predicted wavelength. The Ly β line in this absorber is redshifted into the strong Galactic N I triplet at 1200 Å.

Intervening absorption at $z = 0.225$ has been detected in the Ly α and Ly β lines and in O VI with HST (Savage, Tripp & Lu 1998). Recently, Tripp, Savage & Jenkins (2000) have also clearly detected Si III in this system, and the component structure establishes that this is a multi-phase absorber. However, this absorber is not detected by HST in low ionization lines such as Si II or the high ionization lines of Si IV and C IV. Savage, Tripp & Lu (1998) showed that the absorption could occur in low density, extended gas photoionized by the UV background or in hot collisionally ionized gas in an intervening galaxy or galaxy

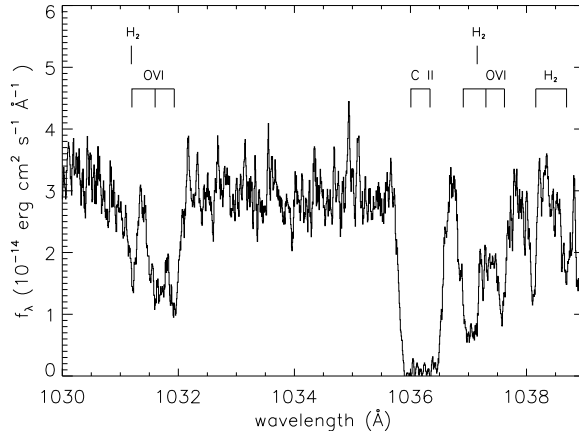


FIG. 1.— The 1030-1039 Å region of the FUSE spectrum showing the complex O VI, broad C II λ 1036, and numerous H₂ Galactic absorption lines.

group. Evidence for the presence of a galaxy group at $z = 0.225$ has been provided by Schneider et al. (1992) and Tripp, Lu & Savage (1998).

The Ly δ , Ly ϵ and Ly ζ lines at $z = 0.22491$ are detected in the FUSE spectrum. Two of these lines are shown in Figure 2. The lines are clearly resolved into 2 components with velocity separation of $\sim 70 \text{ km s}^{-1}$. We have not identified any metal lines arising in the $z = 0.225$ system in the FUSE spectrum. It would be interesting to obtain FUSE short-wavelength (SiC) spectra covering 900–995 Å, where we have the possibility of detecting the redshifted Ne VIII $\lambda\lambda$ 770,780 doublet. Ne VIII has a higher ionization potential than O VI (207 eV vs. 114 eV). If detected, it would indicate the presence of collisionally ionized gas at a temperature of $T \sim 10^{5.5} \text{ K}$.

5. ASSOCIATED ABSORPTION

We report the detection of several “associated” ($z_{\text{abs}} \approx z_{\text{em}}$) absorption lines in the spectrum of H1821+643. We identify the observed line at 1021.45 Å as absorption by the rest-frame EUV line O IV λ 787.7 (see Figure 3). This line has a FWHM $\sim 150 \text{ km s}^{-1}$, which places it in the category of narrow absorption line (NAL) absorbers (Weymann et al. 1979; Hamann & Ferland 2000). We have also identified O III λ 832.93 with an observed line at $\lambda_{\text{obs}} \sim 1080.05 \text{ Å}$. Finally, we have tentatively identified a weak line at $\lambda_{\text{obs}} \sim 1019.85 \text{ Å}$ as S V λ 786, although this line is much narrower than the O IV λ 787 line. These lines cannot be redshifted, higher order Lyman lines, because the corresponding Ly α lines are not detected in the longer wavelength UV spectra obtained with GHRS/STIS.

Associated absorption by C III λ 977, Si IV λ 1394, C IV $\lambda\lambda$ 1548,1550, O VI $\lambda\lambda$ 1032,1038 as well as several members of the Lyman series of hydrogen have been detected in H1821+643 by Savage, Tripp & Lu (1998) and Penton, Stocke & Shull (2000). The FUSE and HST observations combined show a broad range of ionization in the associated absorber(s) – including O III, O IV, and O VI. However, no low ionization species such as Mg II or Si II has been observed. We see no evidence for Ne VIII $\lambda\lambda$ 770,780 absorption in the FUSE data at $z_{\text{abs}} = 0.29673$.

There are 3 possible sites of associated absorption in the

H1821+643 spectrum: (1) the host galaxy of the QSO, (2) the intracluster medium (ICM), or (3) a cluster galaxy or galaxies along the line of sight to the QSO. Absorbing gas which is near the QSO central engine is often called “intrinsic” absorption. In many specific cases, there is strong spectroscopic evidence that associated NALs are intrinsic. The evidence includes: (1) time variable line strengths, (2) smooth absorption that is broad compared to the thermal line width, (3) partial covering of the continuum source, and (4) presence of excited-state absorption (Hamann & Ferland 2000). None of these properties convincingly describes the H1821+643 associated absorber. Time-variability of absorption lines has not been reported, and cannot be addressed with this dataset. The O IV line is broader than its thermal line width, but is narrower than most intrinsic systems, which typically have widths of $\sim 500 \text{ km s}^{-1}$. The associated Ly α line observed in the HST/STIS spectrum obtained by Tripp, Savage & Jenkins (2000) is black at the line center (T. M. Tripp, private communication). This requires full coverage of the continuum source. Finally, excited-state absorption is not observed. All of this evidence points to the associated absorber in H1821+643 being unlike normal “intrinsic” absorbers.

Nevertheless, we still think that a likely origin of the associated absorption lies in the nearby environs of the H1821+643 host galaxy. Halos of cluster galaxies will be ram-pressure stripped by their passage through the intracluster medium. Gas in the ICM is extremely hot ($T \sim 10^7 \text{ K}$), and will have negligible ionic fractions of O III and O IV. If a cooling flow exists in the cluster, then the O VI and less ionized species formed in this cooling gas would exist close to the cD galaxy at the cluster center – the host of H1821+643.

The photoionization models presented by Hamann (1997) indicate that an ionization parameter of $U \sim 0.1$ (for a wide range of continuum shapes) is needed to simultaneously produce O IV and O VI, but then the fractional ionization of O III will be much too low to explain the absorption we detect. Hence, a multiphase model is required to explain the broad range of ionization present in the H1821+643 absorber. Multiple sites for the formation of

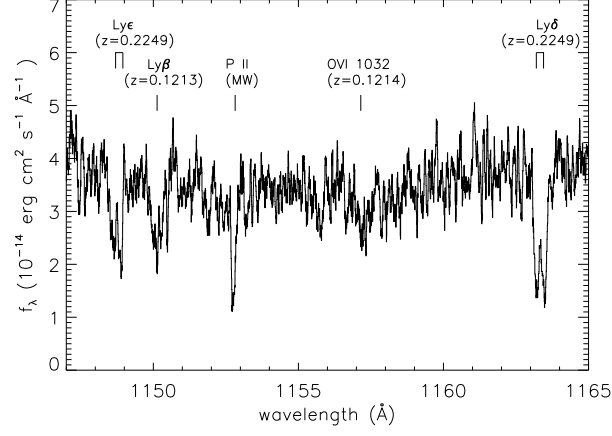


FIG. 2.— The $\text{Ly}\delta$ and $\text{Ly}\epsilon$ intervening absorbers at $z = 0.225$, and the $\text{Ly}\beta$ and OVI absorber at $z = 0.1213$. Milky Way (MW) $\text{P II}\lambda 1152$ is also indicated.

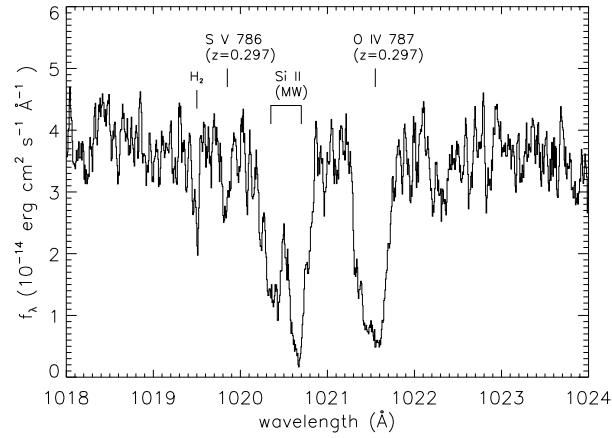


FIG. 3.— $\text{O IV } \lambda 787$ and $\text{S V } \lambda 786$ in the associated absorber at $z = 0.29673$ are indicated, as well as a multi-component Milky Way $\text{Si II } \lambda 1020$ line.

the absorption is also consistent with the O IV $\lambda 787$ line width.

This work is based on data obtained for the Guaranteed

Time Team by the NASA-CNES-CSA FUSE mission operated by the Johns Hopkins University. Financial support to U. S. participants has been provided by NASA contract NAS5-32985.

REFERENCES

- Bahcall, J., Jannuzi, B., Schneider, D., Hartig, G., Green, R. 1992, ApJ, 397, 68
- Bowen, D. V., Pettini, M., & Boyle, B. J. 1998, MNRAS, 297, 239
- Bowen, D. & Tripp, T. 2000, in preparation
- Cen, R. & Ostriker, J. P. 1999, ApJ, 514, 1
- Dufton, P. L., Hibbert, A., Kingston, A. E., & Tully, J. A. 1983, MNRAS, 202, 145
- Hall, P. B., Ellingson, E., & Green, R. F. 1997, AJ, 113, 1179
- Hamann, F. 1997, ApJS, 109, 279
- Hamann, F. & Ferland, G. 2000, ARA&A, 37, 487
- Hutchings, J. & Neff, S. 1991, A&A, 101, 2001
- Kepner, M. 1970, A&A, 5, 444
- Kolman, M., Halpern, J., Schrader, C., Filippenko, A. 1991, ApJ, 373, 57
- Kolman, M., Halpern, J., Schrader, C., Filippenko, A., Fink, H., Schaeidt, S., 1993, ApJ, 402, 514
- Kruk, et al. 2000, in preparation
- Moos, H. M. et al. 2000, ApJ, this issue
- Morton, D. C. 1991, ApJS, 77, 119
- Penton, S. V., Stocke, J. T. & Shull, J. M. 2000, ApJ, in press
- Pravdo, S. & Marhsall, F. 1984, ApJ, 281, 570
- Richards, G., York, D., Yanny, B., Kollgaard, R., Laurent-Muehleisen, S. & VandenBerk, D. 1999, ApJ, 513, 576
- Sahnow, D. S. et al. 2000, ApJ, this issue
- Savage, B. D., Sembach, K. R., & Lu, L. 1995, ApJ, 449, 145
- Savage, B. D., Tripp, T. M., & Lu, L. 1998, AJ, 115, 436
- Sembach, K. R. & Savage, B. D. 1992, ApJS, 83, 147
- Sembach, K.R. et al. 2000, ApJ, this issue
- Shull, J. M. et al. 2000, ApJ, this issue
- Schneider, D. P., Bahcall, J. N., Gunn, J. E., & Dressler, A. 1992, AJ, 103, 1047
- Sofia, U. J., & Jenkins, E. B. 1998, ApJ, 499, 951
- Tripp, T. M., Lu, L., & Savage, B. D. 1998, ApJ, 508, 200
- Tripp, T. M. & Savage, B. D. 2000, ApJ, submitted
- Tripp, T. M., Savage, B. D. & Jenkins, E. B. 2000, ApJ, in press
- Verner, D.A., Barthel, P.D., & Tytler, D. 1994, A&AS, 108, 287
- Weymann, R. J., Williams, R. E., Peterson, B. M., Turnshek, D. A. 1979, ApJ, 218, 619

TABLE 1
EQUIVALENT WIDTHS AND INTEGRATED COLUMN DENSITIES OF SELECTED ABSORPTION LINES

λ^a (Å)	Identification	z_{abs}	W_r^b (mÅ)	N_a^c (10^{14} cm^{-2})	(v_-, v_+) (km s $^{-1}$)
998.99	Ne VIII $\lambda 770.41$	0.2967	< 89	< 1.8 ^{d,e}	(-90, 90)
1020.48	Si II $\lambda 1020.70$	0.0	387 \pm 13	... ^{f,g}	(-190, 30)
1021.45	O IV $\lambda 787.71$	0.29673	239 \pm 9	7.6 \pm 0.5 ^e	(-90, 90)
1031.71	O VI $\lambda 1031.92$	0.0	328 \pm 18	4.1 \pm 0.4	(-190, 90)
1048.11	Ar I $\lambda 1048.22$	0.0	148 \pm 9	> 1.3 ^h	(-80, 10)
1050.73	H I $\lambda 1025.72$	0.02438	75 \pm 7	1.4 \pm 0.2	(-30, 25)
1055.09	Fe II $\lambda 1055.26$	0.0	103 \pm 20	> 24.4 ^{g,h}	(-190, 30)
1066.55	Ar I $\lambda 1066.66$	0.0	107 \pm 10	> 3.0 ^h	(-80, 10)
1080.05	O III $\lambda 832.93$	0.29669	84 \pm 16	1.8 \pm 0.3 ^e	(-90, 90)
1125.26	Fe II $\lambda 1125.45$	0.0	229 \pm 18	> 21.2 ^{g,h}	(-190, 30)
1140.04	H I $\lambda 930.75$	0.22486	99 \pm 16	37.4 \pm 5.6	(-95, 70)
1143.60	C III $\lambda 977.02$	0.17050	42 \pm 8	0.1 \pm 0.02	(-30, 20)
1144.74	Fe II $\lambda 1144.94$	0.0	439 \pm 19	> 7.2 ^{g,h}	(-190, 30)
1148.72	H I $\lambda 937.80$	0.22491	135 \pm 16	35.2 \pm 6.1	(-95, 70)
1150.13	H I $\lambda 1025.72$	0.12129	137 \pm 23	3.2 \pm 0.6	(-90, 120)
1152.70	P II $\lambda 1152.82$	0.0	127 \pm 14	0.8 \pm 0.1	(-80, 10)
1157.17	O VI $\lambda 1031.92$	0.12137	98 \pm 21	1.0 \pm 0.2	(-100, 150)
1163.35	H I $\lambda 949.74$	0.22491	230 \pm 14	34.5 \pm 3.9	(-95, 70)

^aVacuum heliocentric wavelength of the line centroid after corrections of the wavelength scale described in the text.

^bRestframe equivalent width integrated from v_- to v_+ .

^cApparent column density $N_a = \int N_a(v) dv$ integrated from v_- to v_+ . Oscillator strengths are from Morton (1991) unless otherwise indicated.

^d4 σ upper limit.

^eOscillator strength from Verner, Barthel & Tytler (1994).

^fA lower limit has not been placed on $N(\text{Si II})$ due to possible blending with O III $\lambda 832.93$ at $z_{\text{abs}} = 0.225$.

^gOscillator strength from Morton (2000, unpublished): $f(\text{Si II } 1020.70) = 0.0164$, $f(\text{Fe II } 1055.26) = 0.00615$, $f(\text{Fe II } 1125.45) = 0.0156$, $f(\text{Fe II } 1144.94) = 0.109$.

^hSaturated absorption line.