

An alpha theory of time-dependent warped accretion discs

G. I. Ogilvie^{1,2}

¹*Max-Planck-Institut für Astrophysik, Karl-Schwarzschild-Straße 1, Postfach 1523, D-85740 Garching bei München, Germany*

²*Institute of Astronomy, University of Cambridge, Madingley Road, Cambridge CB3 0HA*

28 October 2018

ABSTRACT

The non-linear fluid dynamics of a warped accretion disc was investigated in an earlier paper by developing a theory of fully non-linear bending waves in a thin, viscous disc. That analysis is here extended to take proper account of thermal and radiative effects by solving an energy equation that includes viscous dissipation and radiative transport. The problem is reduced to simple one-dimensional evolutionary equations for mass and angular momentum, expressed in physical units and suitable for direct application. This result constitutes a logical generalization of the alpha theory of Shakura & Sunyaev to the case of a time-dependent warped accretion disc. The local thermal-viscous stability of such a disc is also investigated.

Key words: accretion, accretion discs – hydrodynamics – waves.

1 INTRODUCTION

There are many good reasons for investigating the dynamics of thin accretion discs that are warped or twisted, in the sense that fluid elements closely follow circular Keplerian orbits, but the orbital plane varies slowly with radius and possibly with time. The existence of such discs is supported by a growing body of observational evidence and theoretical reasoning.

Direct observational evidence for warped profiles has been obtained in exceptional cases[★], including the circumnuclear disc in the galaxy NGC 4258, revealed through very-long-baseline interferometric observations of water masers (Miyoshi et al. 1995), and the dusty circumstellar disc of β Pic (e.g. Heap et al. 2000). Indirect observational evidence comes from several low-mass X-ray binaries in which a long periodicity or other modulation is attributed to a precessing tilted disc (see Wijers & Pringle 1999 and references therein). The best example is the eclipsing system Her X-1 (Tananbaum et al. 1972; Katz 1973; Roberts 1974), but the precessing jets of SS 433 (e.g. Margon 1984) also presumably originate in a tilted disc. Further indirect evidence comes from pre-main-sequence binaries or unresolved young stellar objects from which two jets emanate in different directions (see Terquem et al. 1999 and references therein). If the jets are emitted perpendicular to the discs that produce them, at least one of the discs must be misaligned with the binary orbital plane. Such a misalignment appears to have been captured directly in images of HK Tau (Stapelfeldt et al. 1998; Koresko 1998). In each of these cases, the disc cannot simply be rigidly tilted, but must become warped under the influence of the tidal potential.

Even without observational motivation, there are theoretical grounds for considering warped discs. In any situation in which, for historical reasons, the disc is misaligned with the spin axis of a central black hole (Bardeen & Petterson 1975), the axis of a central magnetosphere, the orbit of a companion object (Papaloizou & Terquem 1995), or the angular momentum vector of matter being supplied at a large distance, the disc experiences an external torque that attempts to change its orientation. The response of the disc is basically gyroscopic, but, unlike a rigid body, it communicates internally through bending waves and ‘viscous’ torques. In these situations the disc is likely to become warped, at least temporarily. Even in a system that is initially coplanar, a warp may develop spontaneously through instabilities, which may be due to resonant tidal interactions (Lubow 1992; Lubow & Ogilvie 2000), wind torques (Schandl & Meyer 1994), radiation torques (Pringle 1996) or magnetic torques (Lai 1999).

Historically, attempts to describe the dynamics of warped accretion discs have involved deriving linear equations for slowly varying $m = 1$ bending disturbances of an initially flat disc. It is usually assumed that the agent responsible for

[★] The more familiar examples of warped spiral galaxies are not considered here, because they are likely to be controlled by different physical effects.

angular momentum transport in accretion discs (probably magnetohydrodynamic turbulence) may be treated as an isotropic effective viscosity, described by the dimensionless parameter α . For Keplerian discs an important qualitative distinction exists between significantly viscous discs ($\alpha \gtrsim H/r$, where H/r is the angular semi-thickness of the disc), in which warps evolve diffusively (Papaloizou & Pringle 1983), and almost inviscid discs ($\alpha \lesssim H/r$), in which warps propagate as approximately non-dispersive waves (Papaloizou & Lin 1995).

However, a non-linear theory is required in many cases where the disc is warped sufficiently to have observational consequences. Different approaches have been taken to the non-linear problem. Direct numerical simulations have been carried out using smoothed particle hydrodynamics (SPH; e.g. Larwood et al. 1996; Nelson & Papaloizou 1999). This method makes no attempt to resolve the magnetohydrodynamic turbulence but involves an artificial viscosity over which some control can be exerted. It is most suitable for relatively thick discs of limited radial extent, and these investigations have focused mainly on the case $\alpha \lesssim H/r$. Usually good agreement is found with linear theory, but new, non-linear effects have also been found. The computational expense makes it difficult to follow the evolution of the disc on the long, viscous time-scale.

Meanwhile, the semi-analytical method has been developed into a non-linear theory. Pringle (1992) adopted plausible evolutionary equations for a thin, viscous disc with a warp of arbitrary amplitude. The equations are simple conservation laws for mass and (vector) angular momentum in one (radial) dimension. The advantages of this approach are that the equations have a clear physical interpretation in terms of torques acting on rings, and that the numerical implementation is much less demanding than for a direct numerical simulation, so that the evolution of the disc on the viscous time-scale is easily described.

In an effort to provide a more complete justification of the latter approach, I have developed a theory of fully non-linear bending waves in a thin, viscous disc, starting from the Navier-Stokes equation in three dimensions (Ogilvie 1999, hereafter Paper I). It was shown that, in cases where the resonant wave propagation found in inviscid Keplerian discs (Papaloizou & Lin 1995) may be neglected, the problem can indeed be reduced to one-dimensional evolutionary equations as suggested by Pringle (1992). Moreover, the dimensionless coefficients in the equations, and their variation with the basic parameters of the disc and with the amplitude of the warp, were derived, and a proper connection was made with the existing linear theory. Further discussion of the meaning and validity of this approach is given in Section 5.2 below.

It was recognized that the treatment of thermal physics in Paper I was oversimplified. In order to make the non-linear problem tractable, a polytropic relation was assumed to hold locally in radius. In reality, the thickness of the disc and the stresses between neighbouring rings depend on a balance between the local rate of dissipation of energy and the radiation from the surfaces of the disc. In a warped disc, as a result of induced motions, the viscous dissipation is enhanced where the warp is strongest, and this affects the non-linear dynamics of the warp. The aim of the present paper is to give a proper treatment of thermal physics by solving an energy equation including viscous dissipation and radiative transport. Remarkably, the problem can still be reduced by separation of variables to a set of dimensionless, non-linear ordinary differential equations (ODEs) which yield the required coefficients.

The remainder of this paper is organized as follows. I present the extended set of equations in Section 2 and solve for the instantaneous azimuthal and vertical structure of the warped disc and the induced motions. I then deduce the complete set of evolutionary equations for the warped disc. In Section 3 the evolutionary equations are tested for stability with respect to short-wavelength perturbations. The outcome of numerical evaluation of the dimensionless torque coefficients and the local stability of the disc is presented in Section 4. The results are collected in Section 5 in a concise form suitable for direct application, and the meaning and validity of the theory are discussed. In the Appendix, the possible effects of external irradiation are assessed.

The detailed application of this theory to warped discs in X-ray binaries will be given in a forthcoming publication (Ogilvie & Dubus 2000).

2 THE EXTENDED EQUATIONS AND THEIR SOLUTION

2.1 The energy equation and radiative transport

The basic equations and notation are taken to be the same as in Paper I (equations I.37–I.39), except that the adiabatic condition (equation I.38) is replaced by an energy equation that includes both viscous dissipation and radiative transport of energy within the Rosseland approximation. The governing equations are therefore the equation of mass conservation,

$$\frac{D\rho}{Dt} = -\rho \nabla \cdot \mathbf{u}, \quad (1)$$

the equation of motion,

$$\rho \frac{D\mathbf{u}}{Dt} = -\nabla p - \rho \nabla \Phi + \nabla \cdot [\mu \nabla \mathbf{u} + \mu (\nabla \mathbf{u})^T] + \nabla \cdot \left[\left(\mu_b - \frac{2}{3} \mu \right) \nabla \cdot \mathbf{u} \right], \quad (2)$$

and the energy equation,

$$\left(\frac{1}{\Gamma-1}\right) \frac{Dp}{Dt} = -\left(\frac{\Gamma}{\Gamma-1}\right) p \nabla \cdot \mathbf{u} + (\nabla \mathbf{u}) : [\mu \nabla \mathbf{u} + \mu (\nabla \mathbf{u})^T] + (\mu_b - \frac{2}{3}\mu)(\nabla \cdot \mathbf{u})^2 - \nabla \cdot \mathbf{F}. \quad (3)$$

Here

$$\mathbf{F} = -\frac{16\sigma T^3}{3\kappa_R \rho} \nabla T \quad (4)$$

is the radiative energy flux, where σ is the Stefan-Boltzmann constant, T the temperature and κ_R the Rosseland mean opacity. The disc is assumed to be optically thick. The adiabatic exponent $\Gamma(r)$ is assumed to be a prescribed function of radius, but a polytropic relation is no longer adopted. The equation of state is that of an ideal gas,

$$p = \frac{k\rho T}{\mu_m m_H}, \quad (5)$$

where k is the Boltzmann constant, μ_m the mean molecular mass (assumed constant) and m_H the mass of the hydrogen atom. As in Paper I, the dynamic shear and bulk viscosities are assumed to be locally proportional to the pressure, so that

$$\mu = \alpha p / \Omega, \quad (6)$$

$$\mu_b = \alpha_b p / \Omega, \quad (7)$$

where the dimensionless coefficients $\alpha(r)$ and $\alpha_b(r)$ are prescribed functions of radius. Finally, the opacity law is assumed to be of the general power-law form

$$\kappa_R = C_\kappa \rho^x T^y, \quad (8)$$

where C_κ is a constant. This includes the important cases of Thomson scattering opacity ($x = 0, y = 0$) and Kramers opacity ($x = 1, y = -7/2$). The appropriate values of C_κ are discussed in Section 5.1 below.

2.2 Set A equations

In Paper I the equations of fluid dynamics were derived in warped spherical polar coordinates, which follow the principal warping motion of the disc, and were then reduced by means of asymptotic expansions for a thin disc. In physical terms, this separates the ‘fast’ orbital motion from the ‘intermediate’ oscillatory velocities induced by the warp and from the ‘slow’ velocities associated with accretion. The equations to be considered form two sets.

Set A, which determines the ‘intermediate’ velocities, is a set of coupled non-linear partial differential equations (PDEs) in two dimensions, azimuthal and vertical. The physical content of Set A is as follows. In a flat disc, the pressure and viscous stress are stratified in the vertical direction. When the disc is warped, this produces horizontal forces of odd symmetry about the mid-plane. These forces drive shearing horizontal epicyclic motions in the disc. The horizontal motions couple non-linearly with the warp itself to produce compressive vertical motions, causing the thickness of the disc to vary in azimuth. All the induced motions are subject to viscous damping and contribute to the energy dissipation rate. The problem defined by Set A is effectively instantaneous and local to a single annulus; derivatives with respect to time and radius do not appear because of the separation of scales in a thin disc. The solution of Set A must be obtained in full.

Set B, which determines the ‘slow’ velocities, is a set of coupled linear PDEs with coefficients depending on the solution of Set A. Set B does not have to be solved, however, because the necessary information can be extracted through certain integrations. This procedure amounts to obtaining the solvability conditions for the set of linear equations, and these conditions are precisely the required equations determining the evolution of the warp. Physically, they involve a calculation of the instantaneous internal torque associated with the ‘intermediate’ velocities and the deformed structure of the disc, known from the solution of Set A.

By replacing the adiabatic condition with the energy equation (3), equations (I.69) in Set A and (I.74) in Set B are modified. However, the manipulations of Set B in Paper I did not involve equation (I.74) and are therefore unaffected. It is sufficient to consider the modifications to Set A.

Recall that (r, θ, ϕ) denote warped coordinates, which are based on spherical polar coordinates, but the equatorial plane $\theta = \pi/2$ is deformed to correspond to the warped mid-plane of the disc. For a thin disc, the scaled dimensionless vertical coordinate ζ is used, where $\theta = \pi/2 - \epsilon\zeta$ and $\epsilon \ll 1$. Also (v_r, v_θ, v_ϕ) denote the relative velocity components, which are proportional to the rates of change of the three coordinates following a fluid element. The shape of the warp is described through the unit tilt vector $\ell(r, t)$, which has Euler angles $\beta(r, t)$ and $\gamma(r, t)$. The orbital angular velocity is $\Omega(r)$ and the associated epicyclic frequency is $\kappa(r)$. A prime denotes differentiation with respect to r .

In this paper a simplified notation is adopted in which $\{\rho_0, p_0, \mu_0, \mu_{b0}, v_{r1}, v_{\theta1}, v_{\phi1}\}$ are written as $\{\rho, p, \mu, \mu_b, v_r, v_\theta, v_\phi\}$. No confusion can result because Set B will not be considered explicitly. Similarly, the new quantities $\{T, F, \kappa_R\}$ represent their leading-order terms. Here $F = -F_\theta$ represents the vertical radiative flux which is the only component present at leading order.

The extended equations of Set A may be written as follows. The equation of mass conservation:

$$\left(\Omega \frac{\partial}{\partial \phi} - \frac{v_\theta}{r} \frac{\partial}{\partial \zeta} \right) \rho = \frac{\rho}{r} \frac{\partial v_\theta}{\partial \zeta}. \quad (9)$$

The r -component of the equation of motion:

$$\begin{aligned} \rho \left(\Omega \frac{\partial}{\partial \phi} - \frac{v_\theta}{r} \frac{\partial}{\partial \zeta} \right) v_r - 2\rho\Omega(v_\phi + rv_r\gamma' \cos \beta) = & -(\beta' \cos \phi + \gamma' \sin \beta \sin \phi) \frac{\partial}{\partial \zeta} \left[p + \left(\mu_b + \frac{1}{3}\mu \right) \frac{1}{r} \frac{\partial v_\theta}{\partial \zeta} \right] \\ & + \left[\frac{1}{r^2} + (\beta' \cos \phi + \gamma' \sin \beta \sin \phi)^2 \right] \frac{\partial}{\partial \zeta} \left(\mu \frac{\partial v_r}{\partial \zeta} \right) + \Omega(\beta' \sin \phi - \gamma' \sin \beta \cos \phi) \frac{\partial \mu}{\partial \zeta}. \end{aligned} \quad (10)$$

The θ -component:

$$\begin{aligned} \rho \left(\Omega \frac{\partial}{\partial \phi} - \frac{v_\theta}{r} \frac{\partial}{\partial \zeta} \right) [v_\theta + rv_r(\beta' \cos \phi + \gamma' \sin \beta \sin \phi)] - \rho\Omega [r\Omega\zeta + rv_r(\beta' \sin \phi - \gamma' \sin \beta \cos \phi)] \\ = \frac{1}{r} \frac{\partial}{\partial \zeta} \left[p + \left(\mu_b + \frac{1}{3}\mu \right) \frac{1}{r} \frac{\partial v_\theta}{\partial \zeta} \right] + \left[\frac{1}{r^2} + (\beta' \cos \phi + \gamma' \sin \beta \sin \phi)^2 \right] \frac{\partial}{\partial \zeta} \left\{ \mu \frac{\partial}{\partial \zeta} [v_\theta + rv_r(\beta' \cos \phi + \gamma' \sin \beta \sin \phi)] \right\} \\ - r\Omega(\beta' \cos \phi + \gamma' \sin \beta \sin \phi)(\beta' \sin \phi - \gamma' \sin \beta \cos \phi) \frac{\partial \mu}{\partial \zeta}. \end{aligned} \quad (11)$$

The ϕ -component:

$$\begin{aligned} \rho \left(\Omega \frac{\partial}{\partial \phi} - \frac{v_\theta}{r} \frac{\partial}{\partial \zeta} \right) (v_\phi + rv_r\gamma' \cos \beta) + \frac{\rho\kappa^2}{2\Omega} v_r = \left[\frac{1}{r^2} + (\beta' \cos \phi + \gamma' \sin \beta \sin \phi)^2 \right] \frac{\partial}{\partial \zeta} \left[\mu \frac{\partial}{\partial \zeta} (v_\phi + rv_r\gamma' \cos \beta) \right] \\ + r\Omega'(\beta' \cos \phi + \gamma' \sin \beta \sin \phi) \frac{\partial \mu}{\partial \zeta}. \end{aligned} \quad (12)$$

The energy equation:

$$\begin{aligned} \left(\frac{1}{\Gamma-1} \right) \left(\Omega \frac{\partial}{\partial \phi} - \frac{v_\theta}{r} \frac{\partial}{\partial \zeta} \right) p = \left(\frac{\Gamma}{\Gamma-1} \right) \frac{p}{r} \frac{\partial v_\theta}{\partial \zeta} + 2\mu \left[(\beta' \cos \phi + \gamma' \sin \beta \sin \phi) \frac{\partial v_r}{\partial \zeta} \right]^2 \\ + 2\mu \left\{ \frac{1}{r} \frac{\partial}{\partial \zeta} [v_\theta + rv_r(\beta' \cos \phi + \gamma' \sin \beta \sin \phi)] \right\}^2 \\ + \mu \left\{ (\beta' \cos \phi + \gamma' \sin \beta \sin \phi) \frac{\partial}{\partial \zeta} [v_\theta + rv_r(\beta' \cos \phi + \gamma' \sin \beta \sin \phi)] - (\beta' \sin \phi - \gamma' \sin \beta \cos \phi) r\Omega - \frac{1}{r} \frac{\partial v_r}{\partial \zeta} \right\}^2 \\ + \mu \left[r\Omega' + (\beta' \cos \phi + \gamma' \sin \beta \sin \phi) \frac{\partial}{\partial \zeta} (v_\phi + rv_r\gamma' \cos \beta) \right]^2 + \mu \left[\frac{1}{r} \frac{\partial}{\partial \zeta} (v_\phi + rv_r\gamma' \cos \beta) \right]^2 \\ + \left(\mu_b - \frac{2}{3}\mu \right) \left(\frac{1}{r} \frac{\partial v_\theta}{\partial \zeta} \right)^2 - \frac{1}{r} \frac{\partial F}{\partial \zeta}. \end{aligned} \quad (13)$$

The radiative flux:

$$F = -\frac{16\sigma T^3}{3\kappa_{\text{R}}\rho} \frac{1}{r} \frac{\partial T}{\partial \zeta}. \quad (14)$$

Since only derivatives of the dependent variables with respect to ϕ and ζ appear in this set, their parametric dependence on r and t is neglected in the notation adopted in the following analysis.

Recall that the dimensionless complex amplitude of the warp is

$$\psi = |\psi|e^{i\chi} = r(\beta' + i\gamma' \sin \beta). \quad (15)$$

The two combinations appearing in Set A are

$$r(\beta' \cos \phi + \gamma' \sin \beta \sin \phi) = |\psi| \cos(\phi - \chi), \quad (16)$$

$$r(\beta' \sin \phi - \gamma' \sin \beta \cos \phi) = |\psi| \sin(\phi - \chi). \quad (17)$$

It will be more useful to introduce, instead of the dimensionless epicyclic frequency $\tilde{\kappa}$, the quantity

$$q = -\frac{d \ln \Omega}{d \ln r}. \quad (18)$$

These are related by $\tilde{\kappa}^2 = 4 - 2q$.

2.3 Vertical structure of the disc

It will be instructive to consider first the case of a flat disc. Then the above equations reduce to the ODEs

$$\frac{dp}{d\zeta} = -\rho r^2 \Omega^2 \zeta, \quad (19)$$

$$\frac{dF}{d\zeta} = q^2 \alpha p r \Omega, \quad (20)$$

$$\frac{dT}{d\zeta} = -\frac{3\kappa_R \rho r F}{16\sigma T^3}, \quad (21)$$

subject to the given equation of state, the opacity law, and the boundary conditions

$$F = 0 \quad \text{at } \zeta = 0 \quad (22)$$

and

$$\rho = T = 0 \quad \text{at } \zeta = \zeta_s, \quad (23)$$

where the surface coordinate ζ_s is to be determined. These ‘zero boundary conditions’ assume that the disc is highly optically thick and neglect the atmosphere of the disc. The effects of finite optical thickness and external irradiation are estimated in the Appendix.

Recast this problem in a dimensionless form by means of the transformations

$$r\zeta = \zeta_* U_H, \quad (24)$$

$$\rho(\zeta) = \rho_*(\zeta_*) U_\rho, \quad (25)$$

$$p(\zeta) = p_*(\zeta_*) U_p, \quad (26)$$

$$T(\zeta) = T_*(\zeta_*) U_T, \quad (27)$$

$$F(\zeta) = F_*(\zeta_*) U_F, \quad (28)$$

where the starred variables are dimensionless and the U quantities are natural physical units defined by

$$U_H = (q^2 \alpha)^{1/(6+x-2y)} \Sigma^{(2+x)/(6+x-2y)} \Omega^{-(5-2y)/(6+x-2y)} \left(\frac{\mu_m m_H}{k} \right)^{-(4-y)/(6+x-2y)} \left(\frac{16\sigma}{3C_\kappa} \right)^{-1/(6+x-2y)}, \quad (29)$$

together with

$$U_\rho = \Sigma U_H^{-1}, \quad (30)$$

$$U_p = \Omega^2 U_H^2 U_\rho, \quad (31)$$

$$U_T = \Omega^2 \left(\frac{\mu_m m_H}{k} \right) U_H^2, \quad (32)$$

$$U_F = q^2 \alpha \Omega U_H U_p, \quad (33)$$

where

$$\Sigma = \int_{-\zeta_s}^{\zeta_s} \rho r d\zeta \quad (34)$$

is the surface density. The dimensionless equations are

$$\frac{dp_*}{d\zeta_*} = -\rho_* \zeta_*, \quad (35)$$

$$\frac{dF_*}{d\zeta_*} = p_*, \quad (36)$$

$$\frac{dT_*}{d\zeta_*} = -\rho_*^{1+x} T_*^{-3+y} F_*, \quad (37)$$

$$p_* = \rho_* T_*, \quad (38)$$

subject to the boundary conditions

$$F_*(0) = \rho_*(\zeta_{s*}) = T_*(\zeta_{s*}) = 0. \quad (39)$$

The definition of Σ also requires that

$$\int_{-\zeta_{s*}}^{\zeta_{s*}} \rho_*(\zeta_*) d\zeta_* = 1. \quad (40)$$

For physical values of x and y it may be assumed that a unique solution exists, and can be obtained numerically. Let

$$\mathcal{I}_* = \int_{-1}^1 \rho_*(\zeta_*) \zeta_*^2 d\zeta_* \quad (41)$$

be the corresponding dimensionless second vertical moment of the density. Then the dimensional quantity is

$$\mathcal{I} = \int_{-\zeta_s}^{\zeta_s} \rho r^2 \zeta^2 r d\zeta = \mathcal{I}_* \Sigma U_H^2. \quad (42)$$

The numerical solution for Thomson opacity yields $\zeta_{s*} \approx 2.383$ and $\mathcal{I}_* \approx 0.6777$, while that for Kramers opacity gives $\zeta_{s*} \approx 2.543$ and $\mathcal{I}_* \approx 0.7094$.

This solution can now be generalized to describe the azimuthal and vertical structure of a warped disc.

2.4 Solution of Set A equations

In a warped disc, although many additional effects appear, the equations of Set A can be satisfied by functions having basically the same vertical structure as in the flat disc. However, the coefficients are different and the thickness of the disc also depends on ϕ . As an intermediate stage to solving Set A, it is proposed that, instead of equations (19)–(21), the relations

$$\frac{\partial p}{\partial \zeta} = -f_2(\phi - \chi) \rho r^2 \Omega^2 \zeta, \quad (43)$$

$$\frac{\partial F}{\partial \zeta} = f_1(\phi - \chi) q^2 \alpha p r \Omega, \quad (44)$$

$$\frac{\partial T}{\partial \zeta} = -\frac{3\kappa_R \rho r F}{16\sigma T^3}, \quad (45)$$

hold, subject to the same boundary conditions as above, where f_1 and f_2 are dimensionless functions to be determined. Physically, f_1 reflects the fact that the dissipation rate is enhanced, in a non-axisymmetric way, above its Keplerian value because of the additional shear associated with the induced motions. Similarly, f_2 represents changes to the effective vertical acceleration in the disc, caused by inertial forces associated with the induced motions.

These relations can be solved as above to give

$$r\zeta = \zeta_* [f_1(\phi - \chi)]^{1/(6+x-2y)} [f_2(\phi - \chi)]^{-(3-y)/(6+x-2y)} U_H, \quad (46)$$

$$\rho(\zeta) = \rho_*(\zeta_*) [f_1(\phi - \chi)]^{-1/(6+x-2y)} [f_2(\phi - \chi)]^{(3-y)/(6+x-2y)} U_\rho, \quad (47)$$

$$p(\zeta) = p_*(\zeta_*) [f_1(\phi - \chi)]^{1/(6+x-2y)} [f_2(\phi - \chi)]^{(3+x-y)/(6+x-2y)} U_p, \quad (48)$$

$$T(\zeta) = T_*(\zeta_*) [f_1(\phi - \chi)]^{2/(6+x-2y)} [f_2(\phi - \chi)]^{x/(6+x-2y)} U_T, \quad (49)$$

$$F(\zeta) = F_*(\zeta_*) [f_1(\phi - \chi)]^{(8+x-2y)/(6+x-2y)} [f_2(\phi - \chi)]^{x/(6+x-2y)} U_F, \quad (50)$$

where the starred functions are exactly the same as before. Note that the surface density Σ must be axisymmetric in order that mass be conserved around the orbit; this can be seen by vertically integrating equation (9). Therefore the U quantities are independent of ϕ . The disc thickness and the second moment are non-axisymmetric, however, with

$$\tilde{\mathcal{I}} = \mathcal{I}_* [f_1(\phi - \chi)]^{2/(6+x-2y)} [f_2(\phi - \chi)]^{-2(3-y)/(6+x-2y)} \Sigma U_H^2. \quad (51)$$

Here, as in Paper I, the tilde denotes a non-axisymmetric quantity prior to azimuthal averaging. The azimuthal average is $\mathcal{I} = \langle \tilde{\mathcal{I}} \rangle$.

Further propose that the velocities are all proportional to ζ and are of the form

$$v_r(\phi, \zeta) = f_3(\phi - \chi) r \Omega \zeta, \quad (52)$$

$$v_\theta(\phi, \zeta) = f_4(\phi - \chi) r \Omega \zeta, \quad (53)$$

$$v_\phi(\phi, \zeta) + r v_r(\phi, \zeta) \gamma' \cos \beta = f_5(\phi - \chi) r \Omega \zeta, \quad (54)$$

as in Paper I.

When this is substituted into equation (9), one obtains

$$(3-y)f_2'(\phi)f_1(\phi) - f_2(\phi)f_1'(\phi) = (6+x-2y)f_2(\phi)f_1(\phi)f_4(\phi). \quad (55)$$

Similarly, from equation (13) one obtains

$$\begin{aligned} f_2'(\phi) &= (\Gamma+1)f_2(\phi)f_4(\phi) + (\Gamma-1)f_2(\phi) \left(2\alpha [f_3(\phi)|\psi| \cos \phi]^2 + 2\alpha [f_4(\phi) + f_3(\phi)|\psi| \cos \phi]^2 \right. \\ &\quad \left. + \alpha \{ [f_4(\phi) + f_3(\phi)|\psi| \cos \phi] |\psi| \cos \phi - |\psi| \sin \phi - f_3(\phi) \}^2 + \alpha [-q + f_5(\phi)|\psi| \cos \phi]^2 + \alpha [f_5(\phi)]^2 \right. \\ &\quad \left. + \left(\alpha_b - \frac{2}{3}\alpha \right) [f_4(\phi)]^2 - q^2 \alpha f_1(\phi) \right). \end{aligned} \quad (56)$$

Finally, from equations (10)–(12) one has

$$f_3'(\phi) = f_4(\phi)f_3(\phi) + 2f_5(\phi) + \left[1 + (\alpha_b + \frac{1}{3}\alpha)f_4(\phi)\right] f_2(\phi)|\psi| \cos \phi - \alpha f_2(\phi)f_3(\phi)(1 + |\psi|^2 \cos^2 \phi) - \alpha f_2(\phi)|\psi| \sin \phi, \quad (57)$$

$$f_4'(\phi) = -f_3'(\phi)|\psi| \cos \phi + 2f_3(\phi)|\psi| \sin \phi + f_4(\phi) [f_4(\phi) + f_3(\phi)|\psi| \cos \phi] + 1 - \left[1 + (\alpha_b + \frac{1}{3}\alpha)f_4(\phi)\right] f_2(\phi) - \alpha f_2(\phi) [f_4(\phi) + f_3(\phi)|\psi| \cos \phi] (1 + |\psi|^2 \cos^2 \phi) + \alpha f_2(\phi)|\psi|^2 \cos \phi \sin \phi, \quad (58)$$

$$f_5'(\phi) = f_4(\phi)f_5(\phi) - (2 - q)f_3(\phi) - \alpha f_2(\phi)f_5(\phi)(1 + |\psi|^2 \cos^2 \phi) + q\alpha f_2(\phi)|\psi| \cos \phi, \quad (59)$$

identical to equations (I.107)–(I.109).

As in Paper I, define

$$f_6(\phi - \chi) = \tilde{\mathcal{I}}(\phi)/\mathcal{I}, \quad (60)$$

so that

$$f_6'(\phi) = -2f_4(\phi)f_6(\phi) \quad (61)$$

and

$$\langle f_6 \rangle = 1. \quad (62)$$

Then the evolutionary equations for the warped disc have precisely the same form as in Paper I, viz.

$$\frac{\partial \Sigma}{\partial t} + \frac{1}{r} \frac{\partial}{\partial r} (rv\Sigma) = 0 \quad (63)$$

and

$$\frac{\partial}{\partial t} (\Sigma r^2 \Omega \ell) + \frac{1}{r} \frac{\partial}{\partial r} (rv\Sigma r^2 \Omega \ell) = \frac{1}{r} \frac{\partial}{\partial r} \left(Q_1 \mathcal{I} r^2 \Omega^2 \ell + Q_2 \mathcal{I} r^3 \Omega^2 \frac{\partial \ell}{\partial r} + Q_3 \mathcal{I} r^3 \Omega^2 \ell \times \frac{\partial \ell}{\partial r} \right), \quad (64)$$

where $v(r, t)$ is the mean radial velocity. The dimensionless torque coefficients Q_1 and $Q_4 = Q_2 + iQ_3$ are again obtained from

$$Q_1 = \langle f_6 [-q\alpha f_2 - f_3 f_5 + \alpha f_2 f_5 |\psi| \cos \phi] \rangle \quad (65)$$

and

$$Q_4 = \frac{1}{|\psi|} \langle e^{i\phi} f_6 [f_3 - if_3(f_4 + f_3|\psi| \cos \phi) + i\alpha f_2(f_4 + f_3|\psi| \cos \phi)|\psi| \cos \phi - i\alpha f_2 f_3 - i\alpha f_2 |\psi| \sin \phi] \rangle, \quad (66)$$

in which f_n stands for $f_n(\phi)$.

The relation between \mathcal{I} and Σ is (from equation 51)

$$\mathcal{I} = Q_5 \mathcal{I}_* \Sigma U_H^2, \quad (67)$$

where

$$Q_5 = \langle f_1^{2/(6+x-2y)} f_2^{-2(3-y)/(6+x-2y)} \rangle \quad (68)$$

is a further coefficient to be evaluated numerically. This relation was missing in Paper I because the thermal equilibrium of the disc had not been considered. It may be helpful to point out that this relation, but with $Q_5 = 1$, corresponds to the usual relation between the vertically integrated viscosity $\bar{\nu}\Sigma$ and the surface density in a flat disc. The two are linked in that case by $\bar{\nu}\Sigma = \alpha\mathcal{I}\Omega$. One of the advantages of using \mathcal{I} is that it allows a consideration of inviscid discs (see Paper I). The coefficient Q_5 reflects the thickening of the disc in response to increased viscous dissipation.

3 STABILITY WITH RESPECT TO SHORT-WAVELENGTH PERTURBATIONS

As in Paper I, the evolutionary equations derived are of the general form

$$\frac{\partial \Sigma}{\partial t} + \frac{1}{r} \frac{\partial}{\partial r} (rv\Sigma) = 0, \quad (69)$$

$$\frac{\partial}{\partial t} (\Sigma h \ell) + \frac{1}{r} \frac{\partial}{\partial r} (rv\Sigma h \ell) = \frac{1}{r} \frac{\partial}{\partial r} \left(g_1 \ell + g_2 r \frac{\partial \ell}{\partial r} + g_3 r \ell \times \frac{\partial \ell}{\partial r} \right), \quad (70)$$

where $v(r, t)$ is the mean radial velocity, $h(r) = r^2 \Omega$ is the specific angular momentum, and the torque components have the form $g_i(r, \Sigma, |\psi|)$. The system is of parabolic type and can be thought of as a non-linear advection-diffusion-dispersion system.

In the case of a flat disc, the problem reduces to a non-linear diffusion equation for the surface density. It is well known (Lightman & Eardley 1974) that local thermal-viscous instability occurs if $\partial(\bar{\nu}\Sigma)/\partial\Sigma < 0$. (It is assumed that $h' > 0$, because otherwise the orbital motion itself is unstable.) In the notation of the present paper, this criterion corresponds to $\partial\mathcal{I}/\partial\Sigma < 0$. It is important to find the generalization of this condition to the case of a warped disc.

First eliminate v to obtain

$$h \frac{\partial}{\partial t} (\Sigma \ell) = \frac{1}{r} \frac{\partial}{\partial r} \left[g_1 \ell + g_2 r \frac{\partial \ell}{\partial r} + g_3 r \ell \times \frac{\partial \ell}{\partial r} - \left(\frac{\partial g_1}{\partial r} - \frac{g_2 |\psi|^2}{r} \right) \frac{h}{h'} \ell \right]. \quad (71)$$

Consider the stability of any given solution of this equation with respect to linear Eulerian perturbations $(\delta \Sigma, \delta \ell)$. Note that

$$\delta g_i = \frac{\partial g_i}{\partial \Sigma} \delta \Sigma + \frac{\partial g_i}{\partial |\psi|} \delta |\psi|, \quad (72)$$

while

$$\delta |\psi| = \frac{r^2}{|\psi|} \frac{\partial \ell}{\partial r} \cdot \frac{\partial \delta \ell}{\partial r} \quad (73)$$

and $\ell \cdot \delta \ell = 0$. The perturbed angular momentum equation has the form

$$h \frac{\partial}{\partial t} (\delta \Sigma \ell + \Sigma \delta \ell) = \frac{1}{r} \frac{\partial}{\partial r} \left[\delta g_1 \ell + g_1 \delta \ell + \delta g_2 r \frac{\partial \ell}{\partial r} + g_2 r \frac{\partial \delta \ell}{\partial r} + \delta g_3 r \ell \times \frac{\partial \ell}{\partial r} + g_3 r \delta \ell \times \frac{\partial \ell}{\partial r} + g_3 r \ell \times \frac{\partial \delta \ell}{\partial r} - \left(\frac{\partial \delta g_1}{\partial r} - \frac{\delta(g_2 |\psi|^2)}{r} \right) \frac{h}{h'} \ell - \left(\frac{\partial g_1}{\partial r} - \frac{g_2 |\psi|^2}{r} \right) \frac{h}{h'} \delta \ell \right]. \quad (74)$$

Now suppose the perturbations vary much more rapidly with radius and time than the unperturbed solution, so that they have the form

$$\exp \left(-i \int \omega dt + i \int k dr \right) \quad (75)$$

multiplied by more slowly varying functions. Here $|\omega t|, |kr| \gg 1$ and one may formally let $k \rightarrow \infty$ (although in reality the equations become invalid when k is comparable to $1/H$). If one adopts the arbitrary scaling $|\delta \ell| = O(k^{-1})$, then $\delta \Sigma = O(1)$, $\delta |\psi| = O(1)$ and $\delta g_i = O(1)$, while $\omega = O(k^2)$.

Equation (74) should then be projected on to the orthonormal basis $(\ell, \mathbf{m}, \mathbf{n})$ defined by $r(\partial \ell / \partial r) = |\psi| \mathbf{m}$ and $\ell \times \mathbf{m} = \mathbf{n}$. Writing $\delta \ell = \delta m \mathbf{m} + \delta n \mathbf{n}$, one obtains, at leading order in k ,

$$-i \omega h r \delta \Sigma = k^2 \frac{h}{h'} \delta g_1, \quad (76)$$

$$-i \omega h r \Sigma \delta m = i k |\psi| \delta g_2 - k^2 g_2 r \delta m + k^2 g_3 r \delta n - i k |\psi| \frac{h}{r h'} \delta g_1, \quad (77)$$

$$-i \omega h r \Sigma \delta n = -k^2 g_2 r \delta n + i k |\psi| \delta g_3 - k^2 g_3 r \delta m, \quad (78)$$

while $\delta |\psi| = i k r \delta m$. The solvability condition yields a dispersion relation in the form of a cubic equation for ω/k^2 ; instability occurs if any of the roots has a positive imaginary part, since then short-wavelength disturbances grow exponentially in time.

It has been shown that, under the assumptions of this paper, the torque coefficients have the form

$$g_i = Q_i(|\psi|) \mathcal{I} r^2 \Omega^2, \quad (79)$$

with

$$\mathcal{I} = Q_5(|\psi|) \Sigma^p F(r), \quad (80)$$

where the exponent $p = 5/3$ (Thomson) or $10/7$ (Kramers), and $F(r)$ is some function. Define the dimensionless growth rate s by

$$-i \omega = s \frac{\mathcal{I}}{\Sigma} \Omega k^2; \quad (81)$$

then the cubic dispersion relation corresponds to

$$\det \begin{bmatrix} s - apQ_1 & -a(Q_1 Q_5)' / Q_5 & 0 \\ (Q_2 - aQ_1)p|\psi| & s + Q_2 + (Q_2 Q_5)'|\psi|/Q_5 - a(Q_1 Q_5)'|\psi|/Q_5 & -Q_3 \\ pQ_3|\psi| & Q_3 + (Q_3 Q_5)'|\psi|/Q_5 & s + Q_2 \end{bmatrix} = 0, \quad (82)$$

where $a = h/(r h')$, and a prime on a Q coefficient denotes differentiation with respect to $|\psi|$.

If the disc is initially flat ($|\psi| = 0$), the dispersion relation has roots

$$s = apQ_1, \quad s = -Q_2 \pm iQ_3. \quad (83)$$

For stability, one requires $apQ_1 < 0$ and $Q_2 > 0$. Note that $p > 0$ (or, rather, $ap > 0$) is the usual criterion for thermal-viscous stability as discussed above. For a flat disc, the Q coefficients always satisfy $Q_1 < 0$ and $Q_2 > 0$, except possibly for unphysical rotation laws. The condition $Q_2 > 0$ means that the effective diffusion coefficient for a small warp introduced into the disc is positive.

For an initially warped disc, the dispersion relation contains $|\psi|$ as a parameter and its roots must be determined numerically along with the Q coefficients. Instability occurs when a root exists with $\text{Re}(s) > 0$.

Table 1. Critical warp amplitude for local instability in a Keplerian disc.

α	$ \psi $ (Thomson)	$ \psi $ (Kramers)
0.01	0.19	0.17
0.02	0.29	0.24
0.03	0.37	0.31
0.04	0.47	0.39
0.05	0.63	0.47

4 NUMERICAL RESULTS

The numerical evaluation of the dimensionless torque coefficients proceeds similarly to Paper I. Attention is restricted here to the case of a Keplerian disc ($q = 3/2$) with adiabatic exponent $\Gamma = 5/3$ and vanishing bulk viscosity ($\alpha_b = 0$).

In Figs 1–3 the coefficients Q_1 , Q_2 and Q_3 , and also the products Q_1Q_5 , Q_2Q_5 and Q_3Q_5 , are plotted as functions of the amplitude $|\psi|$ of the warp. Three values for the viscosity coefficient, $\alpha = 0.01$, 0.1 and 1 , are investigated, and both Thomson and Kramers opacity are considered. The coefficients Q_1 , Q_2 and Q_3 depend very little on the opacity law and are very similar to their values for the polytropic disc considered in Paper I. However, the coefficient Q_5 increases rapidly with increasing amplitude, reflecting the thickening of the disc in response to increased viscous dissipation. The precise behaviour of Q_5 depends to some degree on the opacity law. The products Q_1Q_5 , Q_2Q_5 and Q_3Q_5 reflect the true variation of the three torque components with the amplitude of the warp.

If α is large, say $\alpha = 1$, the variation of Q_1Q_5 , Q_2Q_5 and Q_3Q_5 with amplitude is modest. However, for smaller α the variation can be significant. In particular, if $\alpha \lesssim 0.05$, Q_1 can eventually become positive, meaning that the usual viscous torque parallel to ℓ is reversed. However, as noted in Paper I, the disc becomes highly non-axisymmetric in this limit and the validity of the solution appears questionable.

The roots of the local dispersion relation for short-wavelength perturbations can be calculated from this information. The system is found to be stable for $0 \leq |\psi| \leq 1$ when $\alpha = 0.1$ or $\alpha = 1$. However, for smaller α , instability is found for sufficiently large $|\psi|$. The critical values of $|\psi|$ for various values of α are listed in Table 1. Instability usually, although not invariably, occurs where Q_1 is already positive.

5 SUMMARY AND DISCUSSION

5.1 Summary of results

Under the assumptions of this paper, the non-linear dynamics of a warped accretion disc may be described by one-dimensional conservation equations for mass,

$$\frac{\partial \Sigma}{\partial t} + \frac{1}{r} \frac{\partial}{\partial r} (rv\Sigma) = 0, \quad (84)$$

and angular momentum,

$$\frac{\partial}{\partial t} (\Sigma r^2 \Omega \ell) + \frac{1}{r} \frac{\partial}{\partial r} (rv\Sigma r^2 \Omega \ell) = \frac{1}{r} \frac{\partial \mathbf{G}}{\partial r} + \mathbf{T}. \quad (85)$$

Here $\Sigma(r, t)$ is the surface density, $v(r, t)$ the mean radial velocity, $\Omega(r)$ the orbital angular velocity and $\ell(r, t)$ the tilt vector. The internal torque is $2\pi \mathbf{G}(r, t)$, given by

$$\mathbf{G} = Q_1 \mathcal{I} r^2 \Omega^2 \ell + Q_2 \mathcal{I} r^3 \Omega^2 \frac{\partial \ell}{\partial r} + Q_3 \mathcal{I} r^3 \Omega^2 \ell \times \frac{\partial \ell}{\partial r}, \quad (86)$$

where $\mathcal{I}(r, t)$ is the azimuthally averaged second vertical moment of the density. Finally, $\mathbf{T}(r, t)$ represents any external torque due to self-gravitation, radiation forces, tidal forcing, etc. The dimensionless coefficients Q_1 , Q_2 and Q_3 depend on the rotation law and the shear viscosity, and also, in the non-linear theory, on the adiabatic exponent, the opacity law, the bulk viscosity and the amplitude $|\psi| = r|\partial \ell / \partial r|$ of the warp.

For an ideal gas and a power-law opacity function, the relation between \mathcal{I} and Σ is

$$\mathcal{I} = Q_5 \mathcal{I}_* \Sigma^{(10+3x-2y)/(6+x-2y)} (q^2 \alpha)^{2/(6+x-2y)} \Omega^{-2(5-2y)/(6+x-2y)} \left(\frac{\mu_m m_H}{k} \right)^{-2(4-y)/(6+x-2y)} \left(\frac{16\sigma}{3C_\kappa} \right)^{-2/(6+x-2y)}, \quad (87)$$

where Q_5 is a further dimensionless coefficient, equal to unity for a flat disc. Rosseland mean opacities for a standard ‘solar’ chemical composition have been computed by, e.g., Iglesias & Rogers (1996), who tabulate $\log \kappa_R$ as a function of $\log T$ and $\log R = \log \rho - 3 \log T + 18$ (all quantities expressed in CGS units). Power-law opacity functions of the Thomson and Kramers type offer a fair approximation to two large sectors of this table. Fiducial values of $C_\kappa = 0.33$ for the Thomson region (based on $\log T = 7$ and $\log R = -7$) and $C_\kappa = 4.5 \times 10^{24}$ for the Kramers region (based on $\log T = 4.5$ and $\log R = -3$) will be

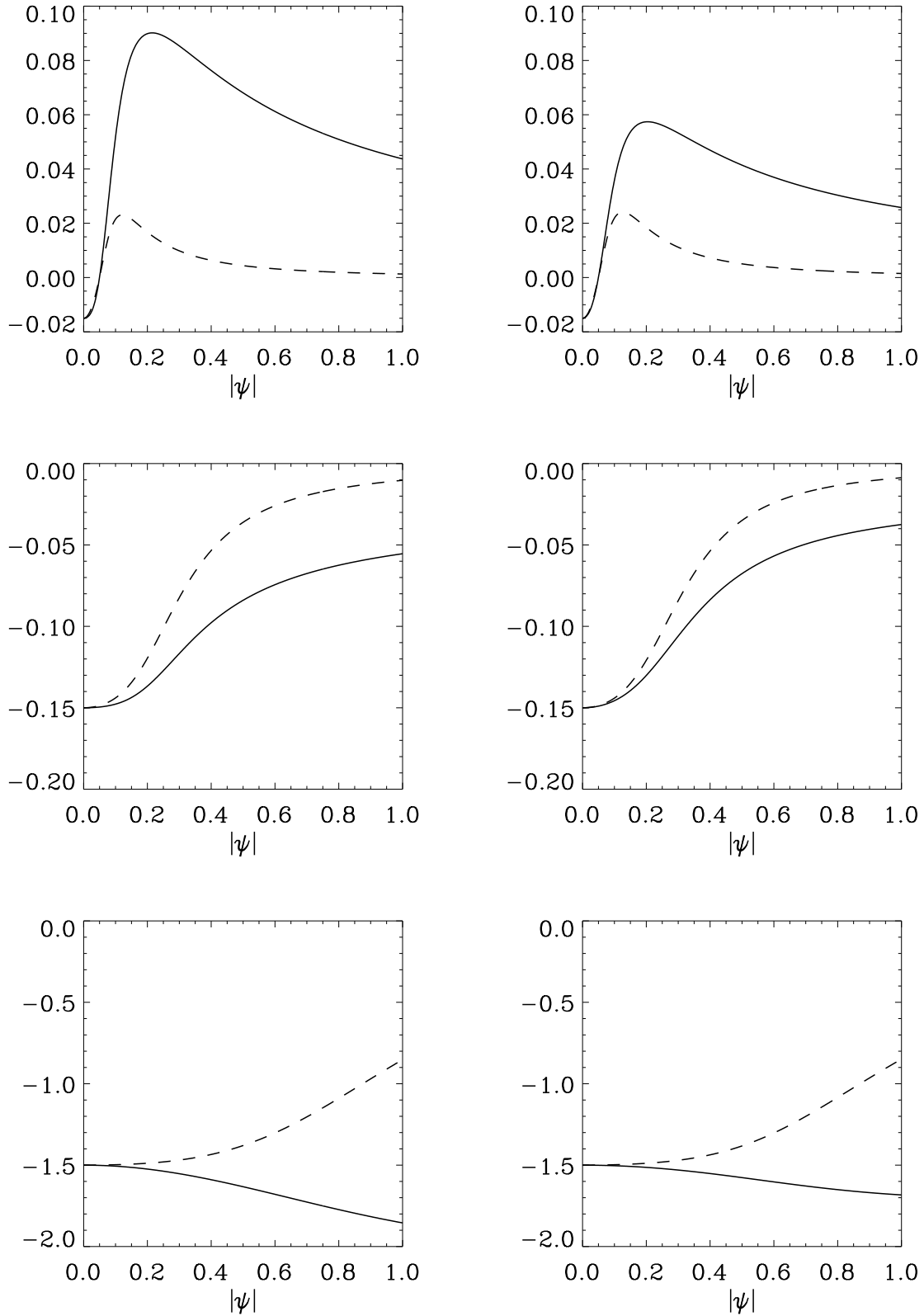


Figure 1. The variation of the coefficient Q_1 (dashed lines) and the product $Q_1 Q_5$ (solid lines) with the amplitude $|\psi|$ of the warp, for a Keplerian disc with $\Gamma = 5/3$ and no bulk viscosity. The left-hand panels are for Thomson opacity, the right-hand panels for Kramers opacity. The upper, middle and lower panels correspond to $\alpha = 0.01, 0.1$ and 1 respectively.

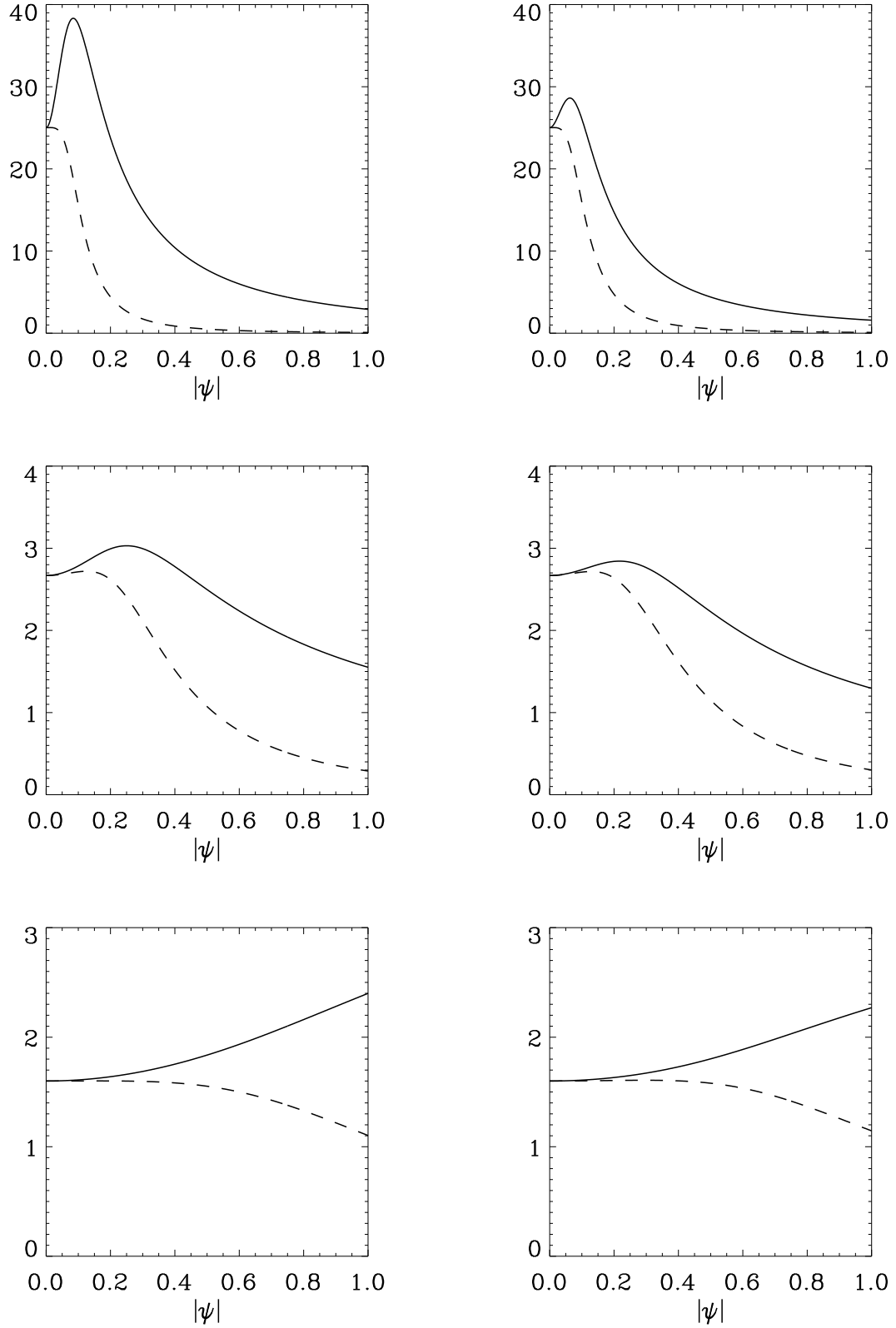


Figure 2. The coefficient Q_2 (dashed lines) and the product Q_2Q_5 (solid lines), as for Fig. 1.

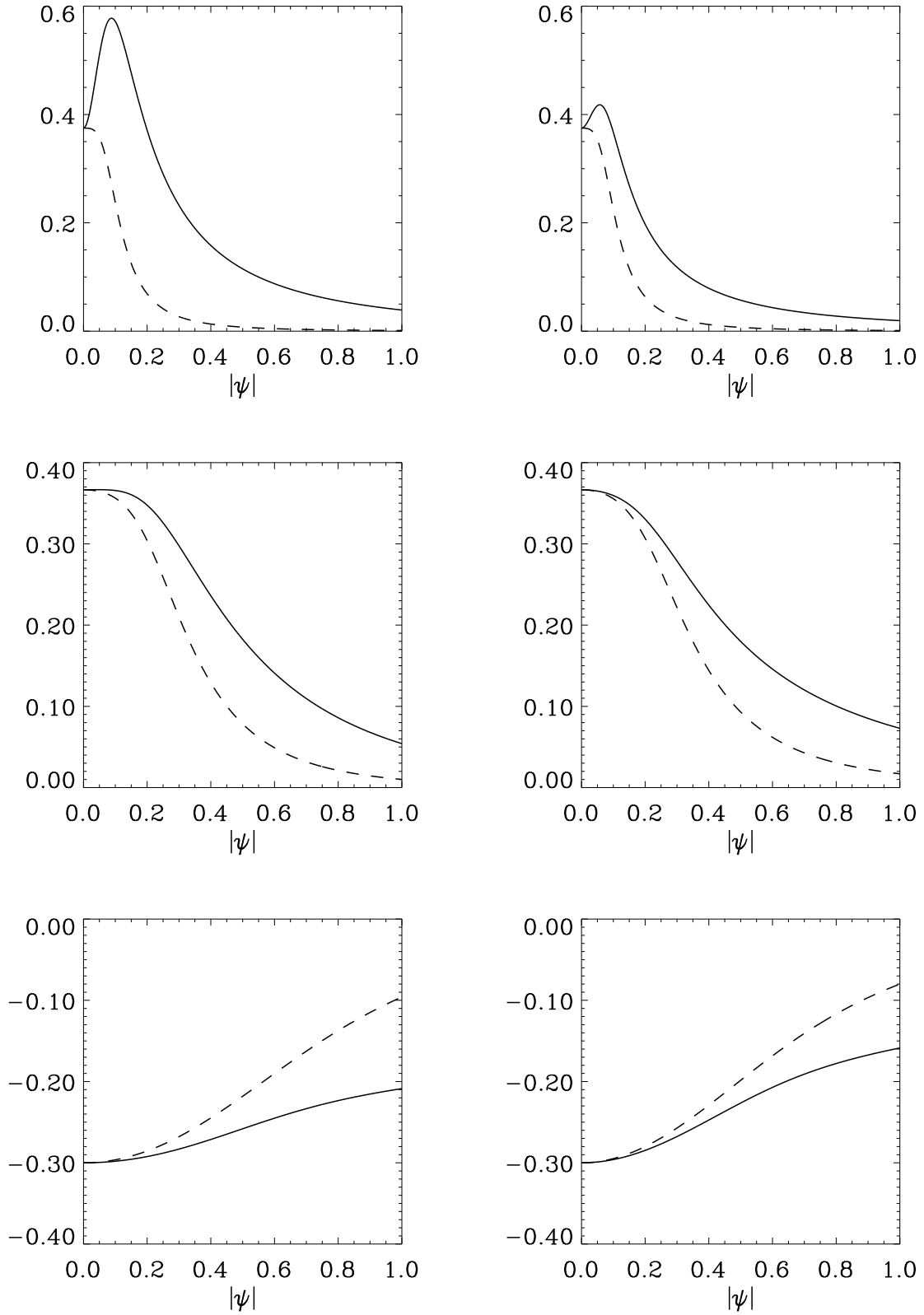


Figure 3. The coefficient Q_3 (dashed lines) and the product Q_3Q_5 (solid lines), as for Fig. 1.

adopted. The errors in these quantities, especially the latter, are quite large, but fortunately the dependence of \mathcal{I} on C_κ is very weak ($\mathcal{I} \propto C_\kappa^{1/3}$ for Thomson and $\mathcal{I} \propto C_\kappa^{1/7}$ for Kramers), so C_κ need not be defined very accurately.

For a Keplerian disc ($q = 3/2$) with $\mu_m = 0.6$, this gives

$$\mathcal{I} \approx 6.5 \times 10^{11} Q_5 \alpha^{1/3} \Sigma^{5/3} \Omega^{-5/3} \quad (88)$$

for Thomson opacity and

$$\mathcal{I} \approx 4.4 \times 10^{12} Q_5 \alpha^{1/7} \Sigma^{10/7} \Omega^{-12/7} \quad (89)$$

for Kramers opacity, where all quantities are referred to CGS units. The numerical coefficients quoted here involve estimated uncertainties of 10–20% owing to variations in C_κ and μ_m , depending on how the power-law opacity regions are delineated. Minor adjustments may also be required to account for the effects of finite optical thickness and/or external irradiation, as discussed in the Appendix.

The Q coefficients can readily be calculated numerically by solving a set of ODEs in azimuth. These are

$$f'_1 = (3 - y)f'_2 f_1 / f_2 - (6 + x - 2y)f_1 f_4, \quad (90)$$

$$f'_2 = (\Gamma + 1)f_2 f_4 + (\Gamma - 1)f_2 \left\{ 2\alpha (f_3 |\psi| \cos \phi)^2 + 2\alpha (f_4 + f_3 |\psi| \cos \phi)^2 \right. \\ \left. + \alpha [(f_4 + f_3 |\psi| \cos \phi) |\psi| \cos \phi - |\psi| \sin \phi - f_3]^2 + \alpha (-q + f_5 |\psi| \cos \phi)^2 + \alpha f_5^2 + \left(\alpha_b - \frac{2}{3}\alpha \right) f_4^2 - q^2 \alpha f_1 \right\}, \quad (91)$$

$$f'_3 = f_4 f_3 + 2f_5 + \left[1 + \left(\alpha_b + \frac{1}{3}\alpha \right) f_4 \right] f_2 |\psi| \cos \phi - \alpha f_2 f_3 (1 + |\psi|^2 \cos^2 \phi) - \alpha f_2 |\psi| \sin \phi, \quad (92)$$

$$f'_4 = -f'_3 |\psi| \cos \phi + 2f_3 |\psi| \sin \phi + f_4 (f_4 + f_3 |\psi| \cos \phi) + 1 - \left[1 + \left(\alpha_b + \frac{1}{3}\alpha \right) f_4 \right] f_2 \\ - \alpha f_2 (f_4 + f_3 |\psi| \cos \phi) (1 + |\psi|^2 \cos^2 \phi) + \alpha f_2 |\psi|^2 \cos \phi \sin \phi, \quad (93)$$

$$f'_5 = f_4 f_5 - (2 - q)f_3 - \alpha f_2 f_5 (1 + |\psi|^2 \cos^2 \phi) + q \alpha f_2 |\psi| \cos \phi, \quad (94)$$

$$f'_6 = -2f_4 f_6, \quad (95)$$

in which f_n stands for $f_n(\phi)$. These are subject to periodic boundary conditions $f_n(2\pi) = f_n(0)$ and the normalization condition $\langle f_6 \rangle = 1$, where the angle brackets denote azimuthal averaging. The required coefficients follow from

$$Q_1 = \langle f_6 [-q \alpha f_2 - f_3 f_5 + \alpha f_2 f_5 |\psi| \cos \phi] \rangle, \quad (96)$$

$$Q_2 + iQ_3 = \frac{1}{|\psi|} \langle e^{i\phi} f_6 [f_3 - i f_3 (f_4 + f_3 |\psi| \cos \phi) + i \alpha f_2 (f_4 + f_3 |\psi| \cos \phi) |\psi| \cos \phi - i \alpha f_2 f_3 - i \alpha f_2 |\psi| \sin \phi] \rangle, \quad (97)$$

$$Q_5 = \langle f_1^{2/(6+x-2y)} f_2^{-2(3-y)/(6+x-2y)} \rangle. \quad (98)$$

Apart from the torque component with coefficient Q_3 , a direct correspondence with the notation of Pringle (1992) can be made by identifying

$$Q_1 \mathcal{I} \Omega \leftrightarrow \nu_1 \Sigma \frac{d \ln \Omega}{d \ln r}, \quad (99)$$

$$Q_2 \mathcal{I} \Omega \leftrightarrow \nu_2 \Sigma. \quad (100)$$

Therefore $\nu_1 \propto -Q_1 Q_5$ and $\nu_2 \propto Q_2 Q_5$. The numerical evaluation of the Q coefficients (Section 4) demonstrates that the qualitative behaviour of ν_1 and ν_2 depends on the value of the small-scale viscosity coefficient α . For large α , say $\alpha = 1$, both ν_1 and ν_2 increase with increasing amplitude. For smaller α , ν_1 decreases with increasing amplitude and may even become negative; while ν_2 first increases and then decreases. Also important is the variation of ν_1 and ν_2 with Σ , which is the same as for a flat disc.

5.2 Discussion

The non-linear theory derived in this paper is suitable for many applications. Some comment is warranted on the meaning of the solution and the conditions under which it is expected to be valid.

Starting from the basic fluid-dynamical equations in three dimensions, I have derived one-dimensional evolutionary equations using a consistent asymptotic expansion that is based on the thinness of the disc, $H/r = O(\epsilon)$, and the consequent separation of the orbital and evolutionary time-scales. The theory is fully non-linear in the sense that warp amplitudes $|\psi|$ of order unity are allowed for. Although this ‘solution’ is not an exact solution of the Navier-Stokes and accompanying equations, the theory presented here is asymptotically exact, meaning that it differs from an exact solution by an amount that tends to zero as $O(\epsilon)$ in the limit $\epsilon \rightarrow 0$. It may be noted that any attempt to define the tilt vector of a disc of non-zero thickness to an accuracy better than $O(\epsilon)$ is somewhat arbitrary.

The validity of the solution should be questioned when this error, although formally $O(\epsilon)$, is numerically large and accumulates rapidly. This is expected to occur for a Keplerian disc when $\alpha \lesssim H/r$, when a resonance occurs, as described in Paper I. In this case ϵ is not small enough for the asymptotic analysis to apply. On the other hand, the SPH simulations of

Nelson & Papaloizou (1999) suggest that, even when $\alpha \lesssim H/r$, the evolution of warps again becomes diffusive in character when the amplitude is large. This is consistent with the observation made in Paper I that the resonant behaviour is weakened at large amplitude; it can also be seen from the upper panels of Fig. 2, where the resonant peak in the coefficient Q_2 is located at small amplitude only. It would be useful to make more detailed comparisons between SPH simulations and the present theory.

Although Nelson & Papaloizou (1999) found shock-like features in some of their simulations, this occurred when the wavelength of the bending disturbance was comparable to the disc thickness so that a collision occurred between oppositely directed horizontal flows. The present theory does not allow for such short-wavelength disturbances. In any case, it is not expected that strict discontinuities will occur in a solution of the Navier-Stokes equation.

A further issue is the stability of the solution. As shown in Section 3, if a flat disc is stable to the thermal-viscous instability, it usually remains viscously stable when it is warped.[†] An exception arises if α is small, say $\alpha \lesssim 0.05$, when the disc may become locally unstable at sufficiently large warp amplitude. It has been noted, however, that the deformation of the disc is more extreme in this limit, and the induced motions are more likely to be hydrodynamically unstable. Therefore the viscous instability, whose physical origin is unclear, may not occur in practice. It is not evident what the true outcome of a large-amplitude warp in a low-viscosity disc would be, but the parametric instability discussed by Gammie, Goodman & Ogilvie (2000) is likely to be important.

Provided that α is not so small as this, the principal remaining uncertainty in this analysis concerns the modelling of the turbulent stress tensor. The simplest assumption, adopted here as in almost all theoretical work on accretion discs (and, implicitly, in SPH simulations), is that the stress behaves similarly to an isotropic viscosity. Measurements of the damping rate, caused by magnetohydrodynamic turbulence, of shearing motions of the type induced in a warped disc (Torkelson et al. 2000) broadly support this hypothesis, but more numerical and theoretical effort is required in this area.

The very innermost part of a disc around a neutron star or black hole is dominated by radiation pressure and Thomson scattering opacity. This case would require a treatment of the radiation-hydrodynamic equations and is beyond the scope of this paper. However, one can anticipate that the evolutionary equations are identical in form and that the appropriate \mathcal{I} - Σ relation for a flat disc is modified with a Q_5 coefficient in a similar way. However, the detailed variation of the Q coefficients would require a further investigation.

Discs in binary systems are subject to tidal forces that cause a distortion of the flow, possibly including spiral shocks. The interaction of such distortions with a warp requires further investigation. If spiral shocks are the dominant mode of angular momentum transport in the disc, the ‘viscous’ theory developed here and elsewhere may not be relevant.

In conclusion, this paper provides the logical generalization of the alpha theory of Shakura & Sunyaev (1973) to the case of a time-dependent warped accretion disc. It is derived directly from the basic fluid-dynamical equations, and is valid even for warps of large amplitude. The scheme is suitable for practical applications: it is expressed in physical units, it requires the solution of only one-dimensional equations from which the fast orbital time-scale has been eliminated, and it allows numerous external effects to be included in terms of the torque that they exert on the disc. Such applications will be presented in future publications.

ACKNOWLEDGMENTS

I thank Jim Pringle and Henk Spruit for helpful discussions. I acknowledge the support of Clare College, Cambridge through a research fellowship, and of the European Commission through the TMR network ‘Accretion on to Black Holes, Compact Stars and Protostars’ (contract number ERBFMRX-CT98-0195). The Appendix on the effects of irradiation was added at the suggestion of an anonymous referee.

REFERENCES

- Bardeen J. M., Petterson J. A., 1975, *ApJ*, 195, L65
- Dubus G., Lasota J.-P., Hameury J.-M., Charles P., 1999, *MNRAS*, 303, 139
- Gammie C. F., Goodman J., Ogilvie G. I., 2000, *MNRAS*, in press (astro-ph/0001539)
- Heap S. R., Lindler D. J., Lanz T. M., Cornett R. H., Hubeny I., Maran S. P., Woodgate B., 2000, astro-ph/9911363
- Iglesias C. A., Rogers F. J., 1996, *ApJ*, 464, 943
- Katz J. I., 1973, *Nat*, 246, 87
- Koresko C. D., 1998, *ApJ*, 507, L145
- Lai D., 1999, *ApJ*, 524, 1030
- Larwood J. D., Nelson R. P., Papaloizou J. C. B., Terquem C., 1996, *MNRAS*, 282, 597

[†] The two specific opacity laws considered in this paper allow for flat discs that are stable. The possibility of thermal-viscous instability due to incomplete hydrogen ionization was not considered.

- Lightman A. P., Eardley D. M., 1974, ApJ, 187, L1
 Lubow S. H., 1992, ApJ, 398, 525
 Lubow S. H., Ogilvie G. I., 2000, ApJ, in press (astro-ph/0003028)
 Margon B., 1984, ARA&A, 22, 507
 Miyoshi M., Moran J., Herrnstein J., Greenhill L., Nakai N., Diamond P., Inoue M., 1995, Nat, 373, 127
 Nelson R. P., Papaloizou J. C. B., 1999, MNRAS, 309, 929
 Ogilvie G. I., 1999, MNRAS, 304, 557
 Ogilvie G. I., Dubus G., 2000, MNRAS, submitted
 Papaloizou J. C. B., Lin D. N. C., 1995, ApJ, 438, 841
 Papaloizou J. C. B., Pringle J. E., 1983, MNRAS, 202, 1181
 Papaloizou J. C. B., Terquem C., 1995, MNRAS, 274, 987
 Pringle J. E., 1992, MNRAS, 258, 811
 Pringle J. E., 1996, MNRAS, 281, 357
 Roberts W. J., 1974, ApJ, 187, 575
 Schandl S., Meyer F., 1994, A&A, 289, 149
 Shakura N. I., Sunyaev R. A., 1973, A&A, 24, 337
 Stapelfeldt K. R., Krist J. E., Ménard F., Bouvier J., Padgett D. L., Burrows C. J., 1998, ApJ, 502, L65
 Tananbaum H., Gursky H., Kellogg E. M., Levinson R., Schreier E., Giacconi R., 1972, ApJ, 174, L143
 Torkelson U., Ogilvie G. I., Brandenburg A., Pringle J. E., Nordlund Å, Stein R. F., 2000, MNRAS, in press (astro-ph/0005199)
 Terquem C., Eislöffel J., Papaloizou J. C. B., Nelson R. P., 1999, ApJ, 512, L131
 Wijers R. A. M. J., Pringle J. E., 1999, MNRAS, 308, 207

APPENDIX A: EFFECTS OF FINITE OPTICAL THICKNESS AND EXTERNAL IRRADIATION

In Sections 2.3 and 2.4 the vertical structure of the disc was determined by applying the ‘zero boundary conditions’ $\rho = T = 0$ at the surface. This is correct in the limit of a highly optically thick disc. In practice the optical thickness is usually large but certainly finite, and this leads to a small correction to the dynamical equations through a change in the dimensionless quantity \mathcal{I}_* . More importantly, the disc may be subject to an external irradiating flux, which can affect the vertical structure. This is particularly important for discs around neutron stars and black holes. If the disc is warped it is likely to intercept a significant fraction of the radiation emitted by the central X-ray source.

The effects of finite optical thickness and external irradiation may be estimated from a simple model, derived in part from a more detailed analysis by Dubus et al. (1999). It is supposed that the equations of Section 2.2 extend up to a photospheric surface $\zeta = \zeta_s$, above which $F = F_s = \text{constant}$ and $T = T_s = \text{constant}$. The constancy of F implies that there is negligible dissipation of energy in the atmosphere, while the constancy of T is a good approximation to more detailed atmospheric models. The possibility of a hot corona is neglected here.

The photospheric boundary conditions are taken to be

$$F_s + \sigma T_{\text{irr}}^4 = \sigma T_s^4, \quad (\text{A1})$$

and

$$\tau_s = \frac{2}{3}, \quad (\text{A2})$$

where T_{irr} is the irradiation temperature and

$$\tau_s = \int_{\zeta_s}^{\infty} \kappa_R \rho r d\zeta \quad (\text{A3})$$

the optical depth of the photosphere. To a good approximation this equates to

$$\frac{2}{3} = C_\kappa \rho_s^{1+x} T_s^y r \int_0^\infty \exp \left[-(1+x) \left(\frac{\zeta - \zeta_s}{h_s} \right) \right] d(\zeta - \zeta_s), \quad (\text{A4})$$

where h_s is the density scale-height (in terms of the variable ζ) at the photosphere, given by

$$\frac{kT_s}{\mu_m m_H} \frac{1}{h_s} = \left(-\frac{1}{\rho} \frac{\partial p}{\partial \zeta} \right)_s. \quad (\text{A5})$$

This may be rearranged into the form

$$\rho_s^{1+x} T_s^y = \left(\frac{1+x}{8\sigma} \right) \left(\frac{\mu_m m_H}{k} \right) \left(\frac{16\sigma}{3C_\kappa} \right) \left(-\frac{1}{\rho r} \frac{\partial p}{\partial \zeta} \right)_s. \quad (\text{A6})$$

For a flat disc, the analysis of Section 2.3 proceeds as before, but now with boundary conditions

$$\delta F_*(\zeta_{s*}) + T_{\text{irr}*}^4 = [T_*(\zeta_{s*})]^4 \quad (\text{A7})$$

Table A1. Effects of finite optical thickness and external irradiation on the second moment in the case of a flat disc with Kramers opacity.

δ	$T_{\text{irr}*}$	$T_{\text{s}*}$	$T_{\text{c}*}$	τ_{c}	\mathcal{I}_*
0.001	0	0.137	0.802	2740	0.708
0.01	0	0.244	0.803	274	0.699
0.1	0	0.437	0.814	27.0	0.622
0.001	0.3	0.303	0.803	2710	0.704
0.01	0.3	0.329	0.804	271	0.691
0.1	0.3	0.460	0.816	26.8	0.614
0.001	1.0	1.000	1.027	723	0.899
0.01	1.0	1.001	1.031	77.7	0.753
0.1	1.0	1.013	1.049	9.61	0.503

and

$$[\rho_*(\zeta_{\text{s}*})]^{1+x} [T_*(\zeta_{\text{s}*})]^{1+y} = \frac{1}{8} \delta (1+x) \zeta_{\text{s}*}, \quad (\text{A8})$$

where

$$T_{\text{irr}} = T_{\text{irr}*} U_T, \quad (\text{A9})$$

and

$$\delta = \frac{U_F}{\sigma U_T^4} \quad (\text{A10})$$

is a small dimensionless parameter. When the solution is obtained, the optical depth at the mid-plane can be determined from

$$\tau_{\text{c}} = \frac{2}{3} + \int_0^{\zeta_{\text{s}}} \kappa_{\text{R}} \rho r \, d\zeta = \frac{2}{3} + \frac{16}{3\delta} \int_0^{\zeta_{\text{s}*}} \rho_*^{1+x} T_*^y \, d\zeta_*. \quad (\text{A11})$$

Therefore δ is an approximate inverse measure of τ_{c} .

The computed values of \mathcal{I}_* for some representative values of δ and $T_{\text{irr}*}$ are given in Table A1. Also given are the optical depth at the mid-plane τ_{c} , the surface temperature $T_{\text{s}*}$ and the central temperature $T_{\text{c}*}$. The contribution of the atmosphere to Σ and \mathcal{I} has been neglected. It can be seen that a noticeable change in \mathcal{I}_* occurs, as expected, when the optical thickness is not large, or when the irradiation temperature exceeds the central temperature of the non-irradiated solution. However, the fractional change is less than 30% even for a strongly irradiated disc with $\tau_{\text{c}} \sim 10$.

It has not been found possible to give an exact solution for the vertical structure of a *warped* disc including the photospheric boundary conditions. The difficulties are especially pronounced in the case of a disc irradiated by the central X-ray source, since the irradiation then varies strongly with azimuth (especially if the disc is partially self-shadowed) and is one-sided, breaking the symmetry of the vertical structure. However, for $\alpha < 1$ the thermal time-scale is longer than the orbital time-scale and it is appropriate to average the irradiation over the orbital motion of the fluid. This restores the symmetry about the mid-plane and suggests that the effect on the \mathcal{I} – Σ relation will be similar to that found above for a flat disc.