

# PLANETARY TRANSITS TOWARD THE GALACTIC BULGE

B. SCOTT GAUDI

Department of Astronomy, The Ohio State University, Columbus, OH 43210, USA

*Draft version October 24, 2018*

## ABSTRACT

The primary difficulty with using transits to discover extrasolar planets is the low probability a planet has of transiting its parent star. One way of overcoming this difficulty is to search for transits in dense stellar fields, such as the Galactic bulge. Here I estimate the number of planets that might be detected from a monitoring campaign toward the bulge. A campaign lasting 10 nights on a 10 meter telescope (assuming 8 hours of observations per night and a 5'x5' field of view) would detect about 100 planets with radius  $R_p = 1.5 R_J$ , or about 30 planets with  $R_p = 1.0 R_J$ , if the frequency and distribution of planets in the bulge is similar to that in the solar neighborhood. Most of these planets will be discovered around stars just below the turn-off, i.e. slightly evolved G-dwarfs. Campaigns involving 1- or 4-m class telescopes are unlikely to discover any planets, unless there exists a substantial population of companions with  $R_p > 1.5 R_J$ .

binaries: eclipsing — planetary systems — technique: photometric

## 1. INTRODUCTION

The search for extrasolar planets has garnered enormous attention in recent years, due primarily to the successful implementation of radial velocity searches (Mayor & Queloz 1995, Marcy & Butler 1996). These searches have led to the discovery of a population of massive, close-in planets with orbital separations of  $a \lesssim 0.1$  AU. Recently, it was discovered that one such planet, the companion to HD 209458, also transits its parent star (Charbonneau et al. 2000; Henry et al. 2000), yielding a measurement of the mass, radius, and density of the companion.

Clearly, transit observations can be used to extract additional information about known companions. The *discovery* of an extrasolar planet using transits, however, has remained elusive. There are two primary difficulties with detecting planets with transits. First, the photometric requirements are quite stringent: a planet of radius  $R_p \leq R_J$  (where  $R_J$  is the radius of Jupiter) transiting an primary of radius  $R_* = R_\odot$  would produce a fractional deviation of  $\lesssim 1\%$  during the course of the transit. Second, the probability that a planet will transit its parent is small: for a planet with separation  $\geq 0.05$  AU orbiting a star with  $R_* = R_\odot$ , the probability is  $\lesssim 10\%$ . Several methods for dealing with the small probability have been proposed. For instance, one can monitor eclipsing binary stars, where the orbital plane is known to be (nearly) perpendicular to the sky (Deeg et al. 1998).

Another way of overcoming this small probability is to simply monitor many stars simultaneously. This can be done by employing a camera with a large field-of-view, or by monitoring very dense stellar fields. Here I focus on the latter possibility. Specifically I determine the number of planets that might be detected in a campaign monitoring stars toward the Galactic bulge.

## 2. FORMALISM

The flux of a star being occulted by a planet is given by,

$$F(t) = F_0[\delta(t) + 1] + F_b, \quad (1)$$

where  $F_0$  is the unocculted flux of the star,  $F_b$  is the total flux from any unrelated sources, and  $\delta(t)$  is the fractional deviation of the flux due to the transit, which depends on the radius of the planet relative to the star, the inclination angle,  $i$ , and the limb-darkening of the star (Sackett 1999). For a small planet ( $R_p \ll R_*$ ) and no limb-darkening,  $\delta = (R_p/R_*)^2 \Theta(1 - \tau)$ , where  $\Theta(x)$  is the step function, and  $\tau$  is a normalized time,  $\tau \equiv (t - t_0)/t_T$ . Here  $t_0$  is the time of the midpoint of the transit, and  $t_T$  is one-half the transit duration, which for circular orbits is,

$$t_T = \frac{P}{2\pi} \arcsin \left( \sqrt{\left( \frac{R_* + R_p}{a} \right)^2 - \cos^2 i} \right). \quad (2)$$

In reality,  $\delta$  depends very sensitively on  $R_p$  and  $\cos i$ , and less so on the limb-darkening. I will therefore use the explicit form for  $\delta$  given in Sackett (1999), but assume no limb-darkening.

Since the proposed search for planets will be carried out in dense stellar fields, and transits produce time-dependent variations in the flux of the stars, the data will likely be reduced with image-subtraction techniques (Tomaney & Crotts 1996, Alard & Lupton 1998). With image-subtraction, one measures only the time variable portion of the flux,  $\tilde{F}(t) = F_0[\delta(t)]$ .

## 3. DETECTION PROBABILITY

There are three requirements to detect a planet of separation  $a$  and radius  $R_p$  around a star of mass  $M$ , radius  $R_*$  and flux  $F_0$ . These are: (1) the planet must transit the star, (2) at least two transits must occur during the time when observations are made, and (3) the transit must cause a detectable deviation in the light curve. If

the duration of the transit is much smaller than the window of observations, than these three requirements can be considered independent.

For a planet to transit its parent star, it must have an inclination angle  $\cos i \leq \cos i_{\min} \equiv (R_* + R_p)/a$ . The probability  $P_T$  that a planet will transit its parent star is therefore,

$$P_T = \frac{\int_0^{\cos i_{\min}} d(\cos i)}{\int_0^1 d(\cos i)} = \frac{R_* + R_p}{a}. \quad (3)$$

Consider a campaign lasting  $N$  nights with  $T_W$  hours per night. Defining  $t = 0$  as the beginning of the first night, then the times when observations are possible on (integer) night  $n$  satisfy  $\mathcal{T}(t) = |t - n\lambda - T_W/2| - T_W/2 \geq 0$ , where  $\lambda = 1$  day. Both the first transit occurring at time  $t_1$  and the second transit at time  $t_2$  must satisfy this relation on some (integer) nights  $n_1$  and  $n_2$ . Note  $n_1 \geq n_2$ . The time  $t_2$  is given by  $t_2 = t_1 + n_P P$ , where  $n_P$  is the number of periods between  $t_1$  and  $t_2$ . Since  $t_1$  can occur anywhere in the time span  $0 \leq t_1 \leq P$ , then the probability that both transits will occur during the window(s) of observations is,

$$P_W = \frac{1}{P} \int_0^P dt_1 \Theta[\mathcal{T}(t_1)] \Theta[\mathcal{T}(t_1 + n_P P)], \quad (4)$$

for any combination of  $n_1 = 0, 1, \dots, N-1$ ,  $n_2 = n_1, n_1 + 1, \dots, N-1$ , and  $n_P = 1, 2, \dots, N\lambda/P$ .

Finally, consider a transit of duration  $2t_T$  that occurs well within the observing window. Assuming that the transit is monitored continuously with a telescope that records  $\alpha$  electrons per second per unit flux, the total signal-to-noise of the transit is,

$$Q = (2\alpha t_T)^{1/2} \frac{F_0}{[S_{\text{tot}} \Omega_{\text{PSF}} + F_0]^{1/2}} \left( \frac{R_p}{R_*} \right)^2 G, \quad (5)$$

where  $S_{\text{tot}} = S_{\text{sky}} + S_{\text{back}}$  is the total surface brightness (sky + unresolved background),  $\Omega_{\text{PSF}}$  is the area of the PSF, and the function  $G$  is defined as,

$$G \equiv \left( \frac{R_p}{R_*} \right)^2 \left[ \frac{1}{2} \int_{-1}^1 d\tau [\delta(\tau)]^2 \right]^{1/2}, \quad (6)$$

and depends on  $R_p/R_*$ ,  $\cos i$ , and the limb darkening of the star. For  $R_p \ll R_*$  and no limb-darkening,  $G = 1$ . Note that an implicit assumption in equation (5) is that  $\delta \ll 1$ . For a transit to be detectable,  $Q$  must exceed some minimum threshold,  $Q_{\min}$ . Integration over  $\cos i$  then defines the probability that a transit will satisfy the signal-to-noise requirement,

$$P_{S/N} = (\cos i_{\min})^{-1} \int_0^{\cos i_{\min}} d(\cos i) \Theta(Q - Q_{\min}). \quad (7)$$

The total detection probability is then just  $P_{\text{tot}} = P_T \times P_W \times P_{S/N}$ .

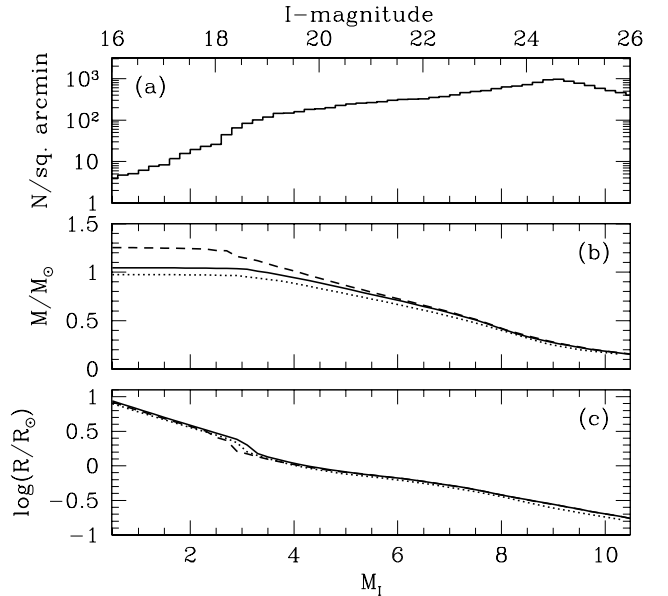
Consider a population of stars with luminosity function  $\Phi(F_0)$  (in units of number per area), mass-flux relation  $M(F_0)$  and radius-flux relation  $R(F_0)$ . Assuming a fraction  $f$  of these stars have planets of radius  $R_p$  distributed according to  $\mathcal{F}(a)da$  (which I will assume is independent

of  $F_0$ ), then the number of planets detected in a field of view of area  $\Omega_{\text{CCD}}$  is,

$$N_{\text{det}} = f \Omega_{\text{CCD}} \int da \mathcal{F}(a) \int dF_0 P_{\text{tot}} \Phi(F_0). \quad (8)$$

#### 4. APPLICATION TO THE GALACTIC BULGE

Before applying the results of § 2 to the Galactic bulge, several assumptions must be made about the population being monitored, and also the telescope and observational setup. I will consider observations in the  $I$ -band, which provides a good compromise between dust extinction and high sky background. I construct an  $I$ -band luminosity function by combining the determination toward Baade's window by Holtzman et al. (1998) on the bright ( $M_I \leq 9$ ) end with the local M-dwarf luminosity function as determined by Gould, Bahcall & Flynn (1997) for the faint end. I normalize the latter to agree with Holtzman et al. (1998) at  $M_I = 7.25$ . I adopt a distance modulus of 14.52 and an extinction of  $A_I = 1.0$ , appropriate for Baade's window. For  $M(F_0)$  and  $R(F_0)$ , I use the 10 Gyr, solar metallicity isochrone of Girardi et al. (2000). These relations are shown in Figure 1. Varying the age and/or metallicity of the population within a reasonable range does not affect the results substantially (see Fig. 1).

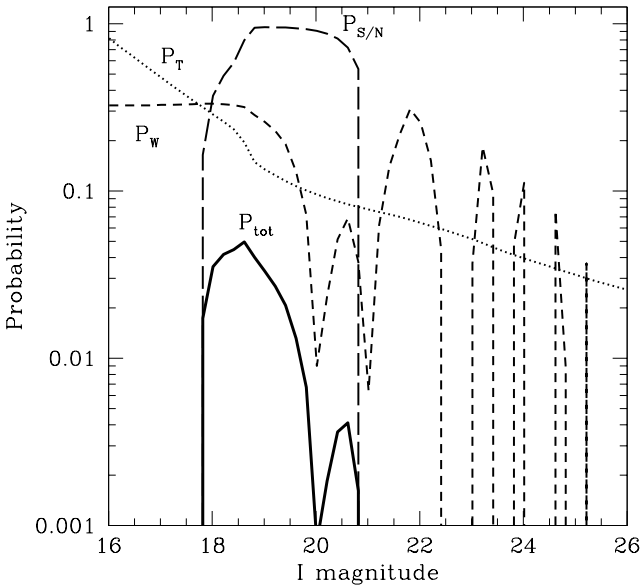


**FIG. 1** (a) The adopted luminosity function (LF) for the Galactic bulge, constructed from the Holtzman et al. (1997) LF for  $M_I \leq 9$ , and the Gould et al. (1997) LF for  $M_I \geq 9$ . (b) The solid line shows the adopted mass-luminosity relation, as determined from the 10 Gyr, solar-metallicity isochrones of Girardi et al. (2000). Also shown are the mass-luminosity relations for a 5 Gyr and solar-metallicity population (dashed line) and a 10 Gyr and half-solar metallicity population (dotted line). (c) The radius-luminosity relation, as determined from the same isochrones as in panel (b). The bottom axis shows  $M_I$ , while the top axis shows  $I$ , assuming a distance modulus of 14.52 and  $A_I = 1.0$ .

I assume that  $S_{\text{sky}} = 19.5 \text{ mag arcsec}^{-2}$ ,  $\Omega_{\text{PSF}} = \pi\theta^2$ , where  $\theta$  is the seeing, and  $\alpha = 600(D/10\text{m})^2 \text{ e}^- \text{ s}^{-1}$  at

$I = 20$ , where  $D$  is the telescope diameter. In the crowded fields toward the Galactic bulge, the surface brightness  $S_{\text{back}}$  due to unresolved sources will depend strongly on the seeing. To estimate  $S_{\text{back}}$ , I first use the LF to determine the magnitude at which the sources become unresolved, i.e., I determine the  $I_{\text{min}}$  such that all source brighter than  $I_{\text{min}}$  contribute on average one star per seeing disk. Then  $S_{\text{back}}$  is just the total surface brightness due to all stars fainter than  $I_{\text{min}}$ .

These assumptions can now be used, along with the results of § 2 to determine the number of planets that may be detected in a monitoring campaign toward the Galactic bulge as a function of the radius and separation of the planet, and to explore the effects of the diameter  $D$  of the telescope, the seeing,  $\theta$ , and the total number of nights  $N$  the field is monitored, on the number of detections.

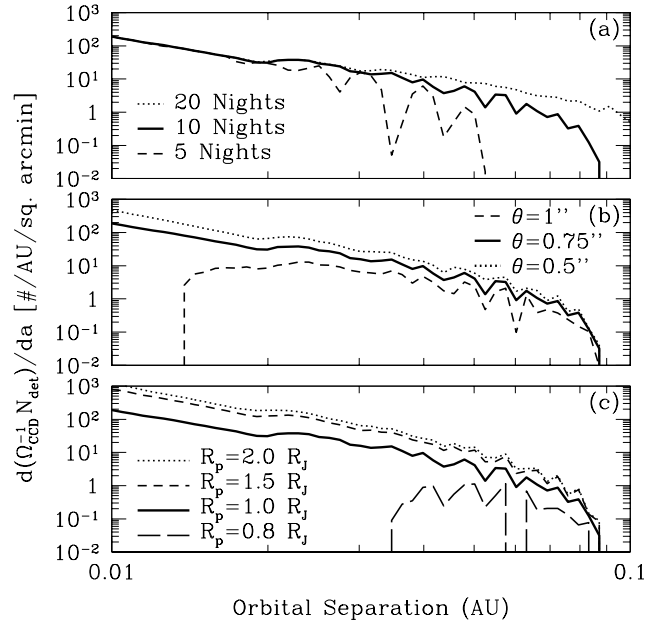


**FIG. 2** The detection probability as a function of  $I$  magnitude for a planet with radius  $R_p = 1.0 R_J$  and separation  $a = 0.05$  AU, or period  $P = 4.08[M(I)/M_\odot]^{-1/2}$  days, assuming 10 nights of 8 hours per night on a 10m telescope with  $0.75''$  seeing. The solid curve shows the total detection probability, which is the given by  $P_{\text{tot}} = P_T \times P_W \times P_{S/N}$ , where  $P_T$  is the probability that the planet will transit its parent star,  $P_W$  is the probability that two transits will occur during observation windows, and  $P_{S/N}$  is the probability that the transit will have total signal-to-noise  $> 10$ .

Figure 2 shows the total detection probability  $P_{\text{tot}}$  for a planet of radius  $R_p = 1 R_J$  and separation  $a = 0.05$  AU as a function of  $I$  magnitude, under the assumptions of 10 nights of 8 hours per night on a 10m telescope with  $\theta = 0.75''$ , and a minimum signal-to-noise of  $Q_{\text{min}} = 10$  for a detection. For planets orbiting stars slightly fainter than the turn-off,  $19 \leq I \leq 21$ , almost all transits occurring during the windows of observation create significant ( $Q \geq Q_{\text{min}} = 10$ ) transits, i.e.  $P_{S/N} \sim 1$ . For  $I \leq 19$ , the radii of the sources rapidly increases, rendering the transits undetectable. For  $I \geq 21$ , the sources produce too few photons to pass the signal-to-noise criterion. For this particular separation,  $a = 0.05$  AU, the probability

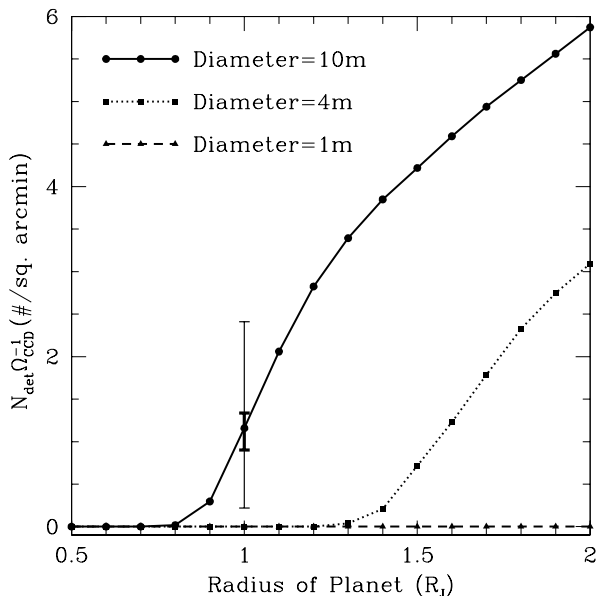
$P_W$  that the planet will transit twice during the windows of observation drops precipitously for  $20 \leq I \leq 21$ , since the period of the planet,  $P = 4.08[M(I)/M_\odot]^{-1/2}$  days, moves into “anti-resonance” with the observation window,  $T_W = 8$  hours. However, such effects will approximately average out when a range of separations is considered.

The number of planets detected during a monitoring campaign can now be determined by integrating over the luminosity function of the sources and the separation of the companions (c.f. Eq. 8). This requires knowledge of the frequency and distribution of planetary companions to the bulge sources. Obviously, little is known about planetary companions to bulge stars. However, radial velocity surveys do provide information on the frequency and distribution of planetary companions to solar-type stars in the local neighborhood. Cumming, Marcy & Butler (1999) performed a statistical study of 74 solar-type stars from the Lick radial velocity survey. Of these, 2 had confirmed planetary ( $M_p \leq 10 M_J$ ) companions with separations  $\leq 0.1$  AU, i.e.  $3 \pm 2\%$  of the sample. Furthermore, they note that the distribution in orbital radius shows a “piling-up” toward small orbital radii, but that this trend is not statistically significant. It does hint, however, that the distribution in  $a$  may not be uniform. I will therefore assume that  $f = 1\%$  of all stars have planetary companions distributed uniformly in  $\log a$  between 0.01 and 0.1 AU. While this may not accurately reflect the frequency and distribution of planets in either the solar neighborhood or the bulge, it is at least consistent with available observations.



**FIG. 3** The number of planets detected per AU per square arcminute monitored as a function of orbital separation, assuming that 1% of all stars have planets distributed uniformly in  $\log a$  between  $a = 0.01$  and 0.1. All parameters are held constant at  $R_p = 1.0 R_J$ ,  $a = 0.05$  AU,  $N = 10$  nights,  $T_W = 8$  hours,  $D = 10\text{m}$ , and  $\theta = 0.75''$ , unless otherwise stated. (a) The effect of varying the total number of nights. (b) The effect of varying the seeing,  $\theta$ . (c) The effect of varying the radius of the planet,  $R_p$ .

Figure 3 shows the differential distribution of the number of detected planets per unit area,  $d(N_{\text{det}}\Omega_{\text{CCD}}^{-1})/da$ , as a function of  $a$  for  $R_p = 1 R_J$ , assuming  $f = 1\%$ ,  $\mathcal{F}(a) \propto 1/a$ , and the fiducial campaign with parameters  $N = 10$ ,  $T_W = 8$  hours,  $D = 10\text{m}$ , and  $\theta = 0.75''$ . Each panel shows the result of varying  $N$ ,  $\theta$ , and  $R_p$ . Decreasing the duration of the campaign to  $N = 5$  nights will not substantially decrease the number of detections: most of the planets lost will be at large orbital separations, where the detection efficiency and frequency are already low. Similarly, doubling the number of nights will not substantially enhance the number of detections, although it enables the detection of planets at orbital separations larger than 0.1 AU. The number of detected planets depends quite crucially on the seeing: increasing the seeing increases the number of unresolved sources, and therefore adds to the background flux. As  $\theta$  increases, the signal-to-noise degrades, and transits quickly fall below the minimum detectable threshold. Thus detections are lost, and preferentially so for smaller separations (where the duration of the transits are shorter). Conversely, improving the seeing dramatically increases the number of detections. Therefore, transit searches toward the Galactic bulge should be carried out at good sites with seeing better than  $1''$ .



**FIG. 4** The number of planets detected square arcminute as a function of the radius of the planet for three different telescope apertures, assuming 10 nights of 8 hours per night. I have assumed a seeing of  $\theta = 0.75''$ , and that 1% of all stars have planets distributed uniformly in  $\log a$  between  $a = 0.01$  and 0.1. The thick errorbar on the point for  $D = 10\text{m}$  and  $R_p = 1R_J$  corresponds to changing the number of nights by  $N = 10^{+10}_{-5}$ . The thin errorbar corresponds to changing the seeing by  $\theta = [0.75 \pm 0.25]''$ .

Figure 4 shows the number of planets detected per unit area  $N_{\text{det}}\Omega_{\text{CCD}}^{-1}$ , as a function of  $R_p$ , for telescope apertures of  $D = 10\text{m}$ ,  $4\text{m}$ , and  $1\text{m}$ , and the fiducial parameters,  $N = 10$ ,  $T_W = 8$  hours, and  $\theta = 0.75''$ . For a  $5' \times 5'$  field-of-view, a 10m telescope would detect  $\sim 100$  planets of radius  $R_p = 1.5 R_J$ , and  $\sim 30$  planets if  $R_p = 1.0 R_J$ . Most of these planets will be discovered at  $a \sim 0.02$  AU around stars at or slightly below the turn off: the number-weighted  $I$ -magnitude of the sources for which detections are made is  $\bar{I} = 19.4$  and the number-weighted orbital separation is  $\bar{a} = 0.021$  for  $R_p = 1.0R_J$ . These values approximately constant for  $1.0 \leq R_p/R_J \leq 2.0$ . For small planetary radii,  $R_p \lesssim 0.8$ ,  $N_{\text{det}} < 1$ . Thus if most planets have radii less than that of Jupiter, it will be quite difficult to detect them around stars in the Galactic bulge, unless the seeing is excellent,  $\theta \leq 0.5''$  (see Fig. 4). For 1m and 4m class telescope, the number of detected event is almost negligible below  $1.5 R_J$ . Therefore, such monitoring campaigns are unlikely to detect any planets, unless there exists a substantial population of companions in the Galactic bulge with radii  $R_p > 1.5R_J$ .

## 5. CONCLUSIONS

In this Letter, I have estimated the number of planets that may be detected by transits in a monitoring campaign toward the Galactic bulge. An investment of a relatively modest amount of telescope resources, 10 clear nights of 8 hours per night on a 10m telescope at a site with excellent ( $0.75''$ ) median seeing, would result in the detection of  $\sim 30$  planets of Jupiter size, if the frequency and distribution of planetary companions to stars in the Galactic bulge is similar to those of G-dwarfs in the solar neighborhood. Most of these planets will be found at orbital separations of  $a \sim 0.02$  AU around stars slightly fainter than the turn-off, i.e. evolved G or early K dwarfs. Modifications to the observing strategy, such as decreasing the number of nights to 5 instead of 10, will not result in substantially fewer detections. However, if the seeing is substantially worse than  $0.75''$ , the number of detections will be considerably smaller. Therefore an excellent site is required. Similar campaigns involving 1m- or 4m-class telescopes are unlikely to result in any detections toward the bulge. Thus, collaborations currently monitoring the Galactic bulge for microlensing events are unlikely to serendipitously detect any transits.

## ACKNOWLEDGEMENTS

I would like to thank Andreas Berlind, Andrew Gould, and Paul Martini for helpful discussions, and Alberto Conti and Penny Sackett for reading the manuscript. The original idea for this paper is due to Penny Sackett. This work was supported by an Ohio State University Presidential Fellowship

## REFERENCES

- Alard, C., & Lupton, R.H. 1998, ApJ, 503, 325
- Charbonneau, D., et al. 2000, ApJ, 529, L45
- Cumming, A., Marcy, G., & Butler, R.P. 1999, ApJ, 526, 890
- Deeg, H.J., et al. 1998, A&A, 338, 479
- Girardi, L., et al. 2000, A&AS, 141, 371
- Gould, A., Bahcall, J.N., & Flynn, C. 1997, 482, 913
- Henry, G.W., et al. 2000, ApJ, 529, L41
- Holtzman, J.A., et al. 1998, AJ, 115, 1946
- Mayor, M., & Queloz, D. 1995, Nature, 378, 355
- Marcy, G.W., & Butler, R.P. 1996, ApJ, 464, L147

Sackett, P.D. 1999, in Planets outside the Solar System: theory and observations, eds. J.-M. Mariotti & D. Alloin (NATO-ASI Ser. C; Kluwer), 189

Tomaney, A.B., & Crotts, A.P.S. 1996, AJ, 112, 2872