

A&A manuscript no.  
(will be inserted by hand later)

Your thesaurus codes are:  
08 (02.01.2; 02.09.1; 08.02.3; 08.06.3; 08.14.1; 13.25.3; 13.25.5)

ASTRONOMY  
AND  
ASTROPHYSICS

# Fourier power spectra at high frequencies: a way to distinguish a neutron star from a black hole

R. Sunyaev<sup>1,2</sup>, M. Revnivitsev<sup>2,1</sup>

<sup>1</sup> Max-Planck-Institute für Astrophysik, Karl-Schwarzschild-Str. 1, 85740 Garching bei München, Germany,

<sup>2</sup> Space Research Institute, Russian Academy of Sciences, Profsoyuznaya 84/32, 117810 Moscow, Russia

**Abstract.** We analyzed the power density spectra of a sample of neutron star and black hole binaries at the low/hard spectral state. In the power density spectra of accreting neutron stars with a weak magnetic field a significant power is contained at frequencies close to kHz. At the same time, most Galactic accreting black holes demonstrate a strong decline in the power spectra at the frequencies higher than 10–50 Hz. We propose to use this empirical fact as a method to determine the nature of the compact object in X-ray transients. The X-ray transients that demonstrate significant noise in their X-ray flux at frequencies above  $\sim 500$  Hz should be considered neutron stars. We propose to explain the observed difference as a result of the existence of a radiation dominated spreading layer on the neutron star surface following the model of Inogamov and Sunyaev (1999).

**Key words:** Accretion, accretion disks – Instabilities – Stars:binaries:general – Stars:classification – Stars:neutron X-rays: general – X-rays: stars

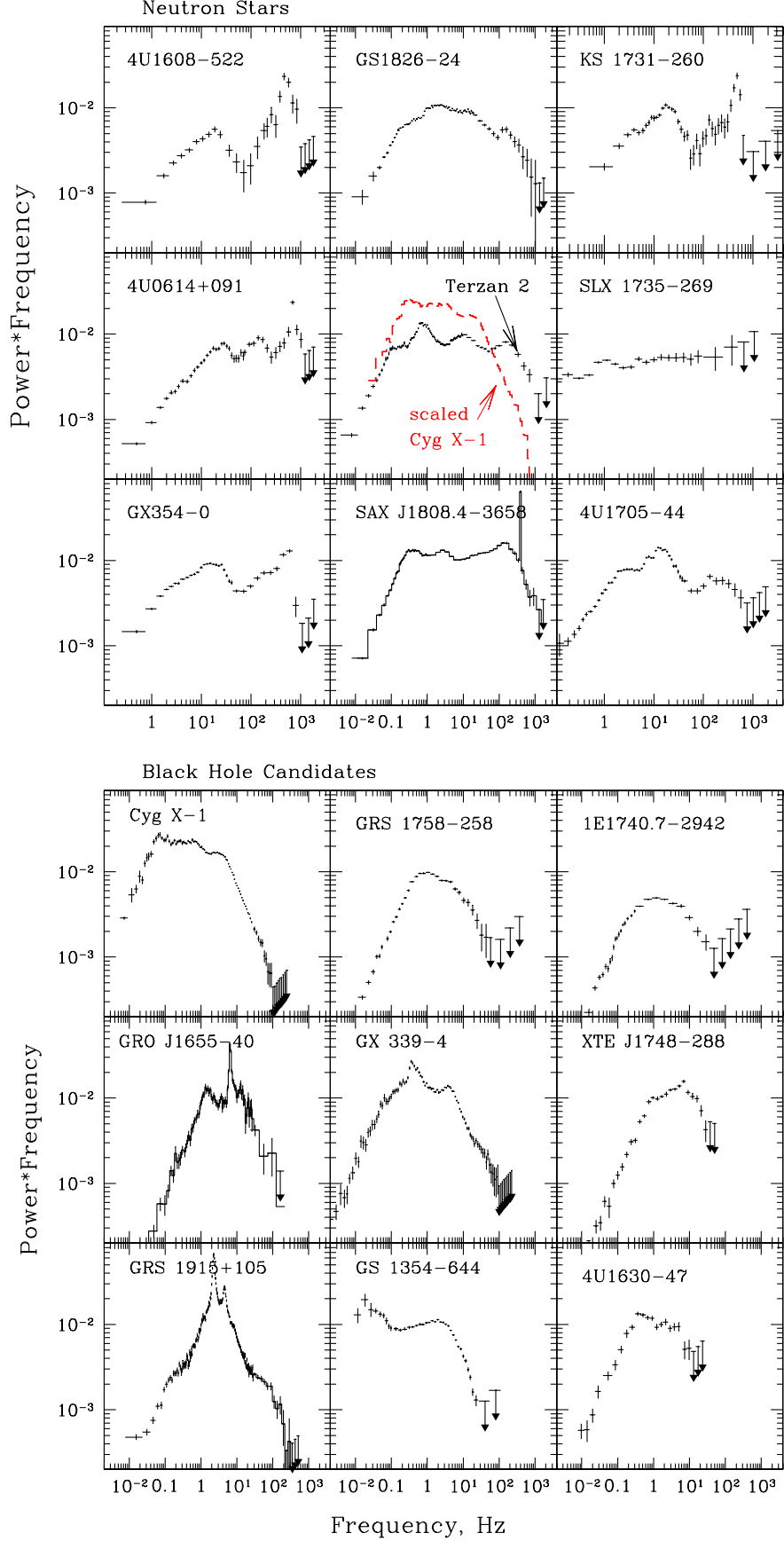
## 1. Introduction

Among the Galactic X-ray sources black holes (BH) often distinguish themselves by the shape of their X-ray spectrum (see e.g. Tananbaum et al. 1972, Sunyaev & Truemper 1979, White, Kaluziinsky & Swank 1984, Tanaka & Shibazaki 1996). In the low spectral state BHs emit a significant part of their luminosity at energies of hundreds keV (see e.g. Sunyaev et al. 1991), while neutron stars (NS) radiate much smaller part of their total luminosity in this energy range (see e.g. Barret et al. 2000). A soft component that is present in the spectra of BH binaries in the high(soft) state has a characteristic temperature which can be significantly lower than that in the spectra of NS binaries with similar luminosity. Besides, the BH binaries in this soft spectral state demonstrate a hard power law tail (likely without a high energy cutoff up to 500–600 keV, see e.g. Sunyaev

et al. 1988, 1992; Kroeger et al. 1996), whereas bright accreting NSs have never yet shown such spectra (e.g. Tanaka & Shibazaki 1996). These spectral properties were frequently used as a criterion to determine the nature of the compact object. We will not discuss here the widely accepted methods of establishing neutron star systems through the presence of pulsations or X-ray bursts. The detection of coherent pulsations indicates the presence of the strong magnetic field of the NS. X-ray bursts (type I) demonstrate that nuclear explosions occur in the matter that was collected during the accretion at the surface of the NS. However there are a significant number of sources, mostly transients, for which neither X-ray pulsations nor X-ray bursts have been observed. Below we propose another method of determining the nature of the compact object based on its power density spectrum (PDS) at the high frequencies  $f > 10$ –100 Hz.

## 2. Observations and data analysis

We used the publicly available data of the Rossi X-ray Timing Explorer observations of a number of X-ray binaries in the low/hard spectral state ( $L_x \sim 10^{36} - 10^{37}$  erg/s  $\sim 0.01 - 0.1 L_{\text{crit}}$ , where  $L_{\text{crit}}$  is the critical Eddington luminosity) made in 1996–1998. Our sample of NS binaries consists of GX 354-0/4U1728-34 (low state - observations Feb. 22- Mar.1, 1996 from proposal 10073, high/soft state - observations Feb.15, 1996 from proposal 10073), 4U0614+091 (observations Mar. 13-20, 1998 from proposal 30056, see also e.g. Ford et al. 1997), 4U1608-522 (low state - observations Mar.31-Apr.2, 1998 from proposal 30062, high/soft state - observations Mar.24-27, 1998 from proposal 30062), SAX J1808.4-3658 (Apr., 1998 from proposal 30411, see also Wijnands & van der Klis 1998), 1E1724-3045 in globular cluster Terzan 2 (Nov.5-8, 1996 from proposal 10090, see also Olive et al. 1999; and Feb.-June 1998, proposal 30057), GS 1826-24 (Feb.-June 1998 from proposal 30054), 4U1705-44 (Apr.1, 1997), SLX 1735-269 (Feb.-Oct. 1997, from proposals 20170 and 20089, see also Wijnands & van der Klis 1999a for part of the observations) and KS 1731-260 (2-6 Oct. 1998, from



**Fig. 1.** Broad band power spectra of X-ray binaries in the low spectral state. Dashed line on the panel of Terzan2/1E1724-3045 shows scaled ( $f_{\text{CygX-1}} \times 7 \rightarrow f_{\text{scaled CygX-1}}$ ) power spectrum of Cyg X-1

proposal 30061, see also Muno et al. 2000). The sample of BH binaries includes Cyg X-1 (Dec.1997-Feb.1998 from proposal 300157), GX 339-4 (1997 from proposal 20183, see also Nowak, Wilms & Dove 1999), GS 1354-644 (Nov.19-22, 1997 from proposal 20431, see also Revnivtsev et al. 2000), GRS 1915+105 (Feb.9, 1997, see also e.g. Trudolyubov, Churazov & Gilfanov 1999), GRO J1655-40 (Aug. 14, 1997, see also Remillard et al. 1999), 4U1630-47 (May-June 1998, see also Tomsick & Kaaret 2000), XTE J1748-288 (July 1998, see also Revnivtsev, Trudolyubov & Borozdin 2000b), GRS 1758-258 and 1E1740.7-2942 (observations performed in 1996-1998 from proposals P10231, P10232, P20166 and P30149; see also Main et al. 1999).

We constructed power density spectra of the X-ray sources using 250  $\mu$ sec (more precisely  $2^{-12}$  sec) time resolution light curves and subtracted the white noise component, modified by deadtime effects (Vikhlinin, Churazov & Gilfanov 1994, Zhang et al. 1995, Zhang et al. 1996, see also Jernigan, Klein & Arons 2000). Since we were mainly interested in the high frequency continuum of the PDSs we paid special attention to all the known timing features of the PCA instrument (see e.g. PCA Group Internet Homepage <http://lheawww.gsfc.nasa.gov/docs/xray/xte/pca>). Apart from carefully estimating the deadtime modification of the Poissonian level in our PDSs, we ignored PCA channels 0-7 in all the analyzed data to avoid background event signatures (PCA Group Internet Homepage; E. Morgan, private communication; see also Jernigan, Klein & Arons 2000).

After the above procedures the power density spectra ( $\sim 0.1$ -2048 Hz) were normalized to units of squared relative rms multiplied by frequency. This helps to better visualize the distribution of the power over the Fourier frequencies (e.g. Belloni et al. 1997). The obtained PDS continuum at the highest frequencies ( $\sim 1$ -2 kHz) can still be slightly (at the level of  $\sim 0.5 \times 10^{-3}$  in these coordinates) affected by uncertainties in the determination of the Poissonian noise modified by deadtime effects.

### 3. Results

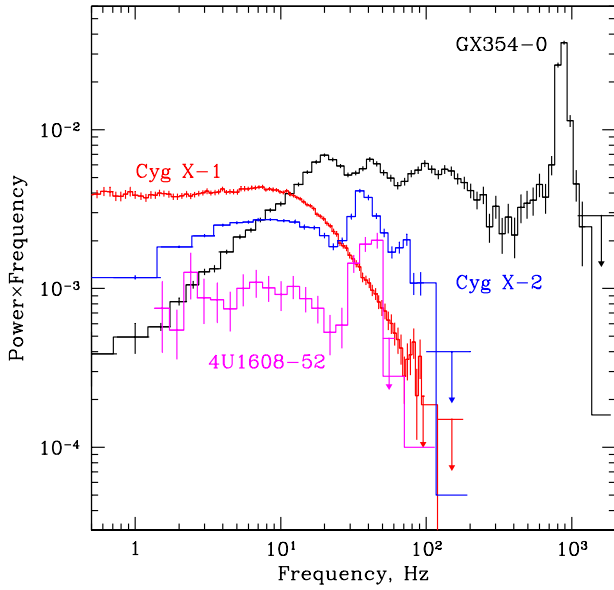
In Fig. 1 (upper part of plots) we present the obtained power density spectra of nine X-ray bursters in the low/hard spectral state. For all of these sources the nature of the compact object is known – a fast rotating NS with a weak magnetic field. In the lower part of Fig. 1 we present the power density spectra for nine BH candidates. For two of them (namely Cyg X-1, e.g. Gies & Bolton 1986 and GRO J1655-40, e.g. Shahbaz et al. 1999) we have the mass determinations which indicate that these sources can not be NSs. The other sources are believed to be black hole binaries based on their spectral properties. One can see the striking similarity between the PDSs of the NS binaries and BH candidates in the low spec-

tral state up to  $\sim 10$  Hz, which was already stated in the literature (see e.g. Wijnands & van der Klis 1999b, Psaltis, Belloni & van der Klis 1999, Barret et al. 2000). However, when we look at the high frequency part of the power spectra ( $> 10$ -100 Hz) we notice that even in the absence of kHz quasiperiodic oscillations (QPOs) there is a dramatic difference between these two samples. The PDSs of NS binaries demonstrate a significant power over a frequency region extending up to kHz. They have significant broad noise components at the frequencies 500-1000 Hz, sometimes together with well known kHz QPOs. The power density spectra of the BH binaries in the low spectral state (the typical state for Cyg X-1) rapidly decrease at frequencies above 10 Hz and become by one-two orders of magnitude lower than those of the NSs at the same frequency band. The low frequency parts of the PDSs probably scale with the compact object mass (see e.g. Wijnands & van der Klis 1999b or Fig. 1). However, it is likely that the high frequency part of the PDSs of neutron stars demonstrates the additional noise component, cf. e.g. Fig. 1 with power spectrum of the neutron star Terzan2 ( $M_1 \sim 1.4 M_\odot$ ) and  $M_2/M_1$  times scaled PDS for black hole Cyg X-1 ( $M_2 \sim 10 M_\odot$ ).

The observed empirical fact described above allows us to propose a new method for establishing the nature of the compact object in bright transient X-ray sources which appear a few times a year in the X-ray sky. We propose to classify sources whose PDS extends up to several hundred Hz without a strong decline (in coordinates “*frequency  $\times$  power* vs. *frequency*”) as NSs with a weak magnetic field even if the kHz QPO components are not detected in the PDS. We understand that the sample of sources used in our analysis is not overwhelming. Moreover, the same X-ray sources in the high spectral state usually demonstrate power spectra, that may significantly differ (see Fig. 2) from each other and from the low state PDS shown in Fig. 1. In other words, the NS systems in the high/soft spectral state can demonstrate the absence of significant variability at high frequencies. However, we propose that any source that does demonstrate significant variability (continuum or QPO) at frequencies close to 1 kHz should be considered NS. Note that for four of the nine X-ray bursters shown in Fig 1, kHz QPOs have not been observed yet.

### 4. On the nature of the difference in PDS

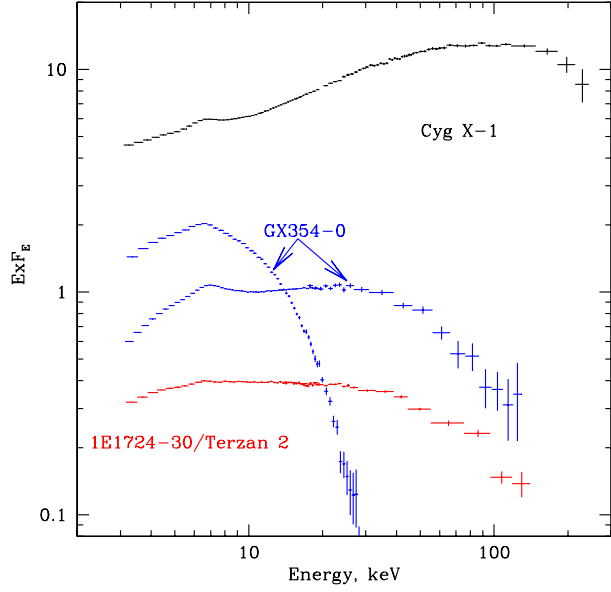
The fate of accreting matter is very different in the case of accretion onto a BH and NS with a small magnetic field. In the case of an *accreting black hole* all the observed radiation forms in an accretion disk, its corona or in an advective flow. In the case of a *neutron star* with a weak magnetic field a significant part of the total gravitational energy should be released in the boundary layer (e.g. Shakura & Sunyaev 1988, Popham & Sunyaev 2000) or in a layer of spreading matter *on the surface of the NS*



**Fig. 2.** Broad band power spectra of the black hole (Cyg X-1) and NS binaries (GX354-0, Cyg X-2 and 4U1608-522) in the soft/high spectral state. The difference with Fig. 1 is clearly seen for at least 4U1605-522 and Cyg X-2

(see e.g. Inogamov&Sunyaev 1999). Approximately 2/3 of the total energy releases close to the star surface using Schwarzschild geometry, see Sunyaev&Shakura 1986. Only about  $\sim 1/3$  of the total energy is released in the extended accretion disk. If the neutron star rotates rapidly these values change somewhat, the accretion disk contribution increases (see e.g. Sibgatullin&Sunyaev 1998). The surface of the NS is an additional source of soft photons for Comptonization. This might be the reason why the spectra of black holes in the low/hard spectral state are generally harder than the spectra of NSs (e.g. Sunyaev&Titarchuk 1989, Churazov et al. 1995, see also Fig. 3).

In the standard accretion disk, the region of the main energy release is a resonator for acoustic and other instabilities with maximal frequencies close to  $\omega \sim c_s/H \sim \omega_k$ , here  $H$  – is the height of the accretion disk,  $c_s$  – is the speed of sound,  $\omega_k$  – Keplerian frequency. In the case of accretion on the BH with slow rotation the region of the main energy release extends from  $\sim 5R_g$  to  $\sim 27R_g$ , here  $R_g = 2GM/c^2$ . For the heights  $H < R$  and  $M_{BH} \sim 10M_\odot$  there should be a maximal frequency  $f \sim 100$  Hz. Secular (Lightman & Eardley 1974) and thermal (Shakura&Sunyaev 1976) instabilities may develop in the standard accretion disk but only in the region where the radiation pressure exceeds that of matter. The characteristic time scales of these instabilities are considerably longer ( $\tau \sim 5/\alpha\omega_k$ ) than the sound oscillation time scales mentioned above. An analysis of the disk turbulence (e.g. Nowak&Wagoner 1995) showed that in the power spec-



**Fig. 3.** The energy spectra of some of analyzed X-ray binaries. The source GX354-0 (4U1728-34) is shown in two spectral states - low/hard and high/soft. Even in the hard state the spectra of NS are much softer than the spectrum of Cyg X-1.

tra of an accretion disk should be a strong rollover above  $\sim 100$  Hz. The phenomenological shot noise model (see e.g. Terrel 1972, Lochner, Swank & Szymkowiak 1991) and the model of coronal energy release variations (e.g. Poutanen & Fabian 1999) consider the similar absence of strong variability at frequencies higher than 100 Hz. The advection dominated accretion flow (e.g. Ichimaru 1977, Narayan & Yi 1994) are not subject to the thermal and secular instabilities mentioned above. In spite of the absence of detailed studies of different instabilities for the advection flows it seems quite reasonable to assume that a limit of the order of  $H/c_s$  may be valid in this case as well. Rapid BH rotation can also lead to increased frequency values, but in this case the rotation parameter  $a$  should be pretty close to the critical value 1. If  $a < 0.5$  the influence of the black hole rotation is small.

The inner boundaries of accretion disks around BHs and neutron stars lie at similar radii measured in the values of the gravitational radii of the central object. However, we expect a small energy release from the region with the radius smaller than the inner boundary of the accretion disk around a BH. In the case of NS accretion there is a solid surface and the matter should finally join this surface. We know this because of the existence of X-ray bursters. In accretion disks matter rotates with Keplerian velocity. Usually, the velocity of the surface of the NS is 6-3 times lower (see e.g. van der Klis 2000). Therefore matter must decelerate and release its kinetic energy in the narrow spreading layer on the surface of the NS. In the case of very low luminosities, less than  $0.01 L_{crit}$

(where  $L_{\text{crit}}$  is the critical Eddington luminosity) all deceleration occurs in the narrow boundary layer between the innermost region of the accretion disk and the surface of the NS. We could consider this layer as an atmosphere in which accreting matter is losing its kinetic energy and radiating it away (see e.g. Shakura&Sunyaev 1988). At luminosities above  $0.01 L_{\text{crit}}$  the radiation pressure does not permit such a simple picture. Matter rotates around a NS and slowly spirals up the meridian toward higher latitudes. In this flow the centrifugal force and the radiation pressure force balance gravitation with very high precision. Effective gravity (the difference between the gravitational force, centrifugal force and radiation pressure force) becomes hundreds of times smaller than the gravitational force. The turbulent friction with underlying denser layers rotating with the surface velocity of the star leads to the deceleration of the flow and energy release which is radiated away. This approach predicts the existence of two broad bright belts equidistant from the star equator. These belts are fed partially with the advection of thermal energy from the regions closer to the equator (Inogamov&Sunyaev 1999). The luminosity of these bright belts exceeds the luminosity of accretion disk.

All instabilities existing in the accretion disk modulate the flow of matter onto the NS surface. Therefore, we could expect that the majority of the types of variabilities we observe in accreting BHs must manifest themselves in accreting NSs with characteristic times proportional to the mass of the accreting object (see e.g. Shakura&Sunyaev 1976, Wijnands& van der Klis 1999b, Inogamov&Sunyaev 2000).

This means that the characteristic frequencies of X-ray variability should be several times higher in the case of a NS than in the case of a BH. However, in the narrow spreading layer with a huge surface energy release, additional instabilities must arise.

The spreading layer may be considered a thin broad box with periodic conditions along the longitude. The flow along this longitude has Keplerian velocity in the vicinity of the equator and slowly decelerates to higher latitudes. This velocity is close to a hundred thousand kilometers per second. The sound velocity  $c_s$  within the radiation dominated box is of the order of 20 000 km/sec. The highest sound frequencies inside the box are of the order of  $h/c_s$  and might reach 40 kHz in the case of low luminosities and 6-7 kHz in the case of luminosity close to the  $L_{\text{crit}}$  (Inogamov&Sunyaev 2000). Simple consideration shows that we could expect a lot of turbulence generated sound, resonant sound waves and plasma instabilities with characteristic frequencies that do not end at the Keplerian frequencies, but can reach several kilohertz. Unfortunately, at the present level of sensitivity of RXTE we can not see a significant variability of the sources at the frequencies above 2-4 kHz. It is likely, that future missions with higher collecting area of the detectors can shed a light

on the very high frequency ( $f > 5 - 10$  kHz) variability phenomena.

In the spreading layer we have very strong shear in the flows along the longitude. Under such circumstances the long living whirls like those of typhoons, Jupiter red spot or “cats eyes” due to Kelvin-Helmholtz instability might regularly appear. The evolution of the chaotic magnetic field structure inflowing into the spreading layer through the neck of the accretion disk (region with  $d\Omega/dr = 0$ ) may produce bright spots in the spreading layer. Obviously, all such bright spots would rotate with the velocity of the spreading layer, slowly decelerating during their motion along the meridian towards the bright belts.

The accretion disk screens from us half of the star, making it completely unobservable. Part of the star surface is not visible due to eclipses by the star itself at any inclination angle except  $i$  close to 0. The rotation of the bright spots leads to their regular eclipses. The duration of these eclipses is close to half of the period of the matter rotation in the spreading layer. The quasi regular eclipses (the velocity of the bright spot can slowly change) can also give rise to the additional variability (noise) of X-rays from the NS.

There are many different mechanisms of instabilities in the narrow (with heights from 400 m up to 1.5 km depending on the accretion rate or luminosity), thin spreading layer. The next generation of spacecraft will be able to investigate the variability due to the instabilities in this spreading layer.

*Acknowledgements.* Authors thank Nail Inogamov, Marat Gilfanov, Eugene Churazov and Sergei Sazonov for helpful discussions. This research has made use of data obtained through the High Energy Astrophysics Science Archive Research Center Online Service, provided by the NASA/Goddard Space Flight Center. The work has been supported in part by RFBR grants RFFI 97-02-16264 and RFFI 00-15-96649.

## References

- Barret D., Olive J.F., Boirin L., Done C., Skinner G., Grindlay J., 2000, ApJ accepted, see astro-ph/9911042
- Belloni, T., van der Klis, M., Lewin, W.H.G., van Paradijs, J., Dotani, T., Mitsuda, K., & Miyamoto, S. 1997, 322, 857
- Ford E., Kaaret, P., Tavani, M., Barret, D., Bloser, P., Grindlay, J., Harmon, B. A., Paciesas, W. S., Zhang, S. N., 1997, ApJ, 475, L123
- Ghurazov E. et al. 1995, Ad.Sp.R., 19, 55
- Gies D., Bolton C., 1986, ApJ, 304, 371
- Gilfanov M., Revnivtsev M., Sunyaev R., Churazov E., 1998, A&A Letters, 338, 83
- Ichimaru S., 1977, ApJ, 214, 840
- Inogamov N., Sunyaev R., 1999, Astr. Letters, 25, 269, see also astro-ph/9904333
- Inogamov N., Sunyaev R., 2000, Astr.Lett. (in press)
- Jernigan J.G., Klein R., Arons J., 2000, ApJ, 530, 875
- Kroeger R., Strickman M., Grove J., Kaaret P., Ford E., Harmon B., McConnell M., 1996, A&AS, 120, 117

- Lochner J., Swank J., Szymkowiak A., 1991, *ApJ*, 376, 295
- Lightman A., Eardley D., 1974, *ApJ Letters*, 187, 1
- Muno M., Fox D., Morgan E., Bildsten L., 2000, submitted to *ApJ*, astro-ph/0003229
- Narayan R., Yi I., 1994, *ApJ*, 428, L13
- Nowak M., Wagoner R., 1995, *MNRAS*, 274, 37
- Nowak M., Wilms J., Dove J., 1999, *ApJ*, 517, 355
- Olive, J.F., Barret, D., Boirin, L., Grindlay, J.E., Swank, J.H., & Smale, A.P. 1998, *A&A*, 333, 942
- Popham R., Sunyaev R., 2000 *ApJ*, submitted
- Poutanen J., Fabian A., 1999, *MNRAS*, 306, 31L
- Psaltis D., Belloni T. & van der Klis M., 1999, *ApJ*, 520, 763
- Remillard R., Morgan E., McClintock J., Bailyn C., Orosz J., 1999, *ApJ*, 552, 397
- Revnivtsev M., Borozdin K., Friedhorsky W., Vikhlinin A., 2000, *ApJ*, 530, 955
- Revnivtsev M., Trudolyubov S., Borozdin K., 2000, *MNRAS*, 312, 151
- Sibgatullin N., Sunyaev R., 1998, *Astr. Lett.*, 1999, 24, 774, see also astro-ph/9811028
- Shahbaz T., van der Hooft F., Casares J., Charles P., van Paradijs J., 1999, *MNRAS*, 306, 89
- Shakura N., Sunyaev R., 1976, *MNRAS*, 175, 613
- Shakura N., Sunyaev R., 1988, *Adv. Sp. Res.*, 8, 135
- Main D., Smith D., Heindl W., Swank J., Meventhal M., Mirabel I., Rodriguez L., 1999, *ApJ*, 525, 901
- Sunyaev R., Shakura N., 1986, *Sv.Astr.Lett.*, 12, 117
- Sunyaev R., Truemper J., 1979, *Nat.*, 279, 506
- Sunyaev R., Lapshov I., Grebenev S. et al., 1988, *Sv.Astr.Lett.*, 14, 327
- Sunyaev R., Titarchuk L., 1989, in the Proceedings of 23rd ESLAB symposium, v.1, 627
- Sunyaev R., Churazov E., Gilfanov M. et al., 1991, *A&A*, 247, L29
- Sunyaev R., Churazov E., Gilfanov M., et al., 1992, *ApJ*, 389, L75
- Tanaka Y., Shibasaki N., 1996, *ARAA*, 34, 607
- Tananbaum H., Gursky H., Kellogg E., Giacconi R., Jones C., 1972, *ApJ*, 177, L5
- Terrel N., 1972, *ApJ*, 174, L35
- Tomsick J., Kaaret P., *ApJ* accepted, astro-ph/0002084
- Trudolyubov S., Churazov E., Gilfanov M., 1999, *Astr. Lett.*, 25, 718
- van der Klis M., 2000, *ARAA* in press, see also astro-ph/0001167
- Vikhlinin A., Churazov E., Gilfanov M., 1994, *A&A*, 287, 73
- White N., Kaluziensky L., Swank J., 1984, in *High Energy Transients in Astrophysics*, Santa Cruz, 31
- Wijnands R., van der Klis M., 1998, *ApJ*, 507, L63
- Wijnands R., van der Klis M., 1999, *A&AL*, 345, 35
- Wijnands R., van der Klis M., 1999, *ApJ*, 514, 939
- Zhang W., Jahoda K., Swank J., Morgan E., Giles A., 1995, *ApJ*, 449, 930
- Zhang W., Morgan E., Jahoda K., Swank J., Strohmayer T., Jernigan G., Klein R., 1996, *ApJ Letters*, 469, 29