

A&A manuscript no.
(will be inserted by hand later)

Your thesaurus codes are:
05(08.08.1, 08.11.1, 10.05.1, 10.11.1, 10.15.1, 10.15.2 HR 1614)

ASTRONOMY
AND
ASTROPHYSICS

The reality of old moving groups - the case of HR 1614 *

Age, metallicity, and a new extended sample

Sofia Feltzing and Johan Holmberg

Lund Observatory, Box 43, SE-221 00 Lund, Sweden

Received 20 September 1999; accepted 7 March 2000

Abstract. We prove the existence of the old and metal-rich moving group HR 1614. This is done using the new Hipparcos parallaxes in combination with metallicities derived from Strömgren photometry, supported by dynamical simulations of the evolution of old moving groups in the galactic potential. A new selection criterion for this moving group is presented as well as a new, extended sample of probable member stars.

In particular we find that the HR 1614 moving group has an age of about 2 Gyr (using Bertelli et al. 1994 isochrones) and a $[\text{Fe}/\text{H}] \simeq 0.19 \pm 0.06$ dex.

We also revisit and apply our new selection criterion to the samples in Eggen (1992) and Eggen (1998b). It is found that, when binaries and stars with too low metallicity have been removed, 15 of his stars fulfill our criteria.

Key words: Stars: Hertzsprung-Russell and C-M diagrams, kinematics, Galaxy: evolution, kinematics and dynamics, open clusters and associations: general, open cluster and associations: individual: HR 1614 moving group

1. Introduction

Globular and open clusters provide useful probes of the longterm chemical and dynamical evolution of the Milky Way. The globular clusters probe the formation and early evolution of the spheroidal components of the Milky Way while the open clusters provide a useful tool to study the evolution of the galactic disk. However, the paucity of very old (old is here taken to mean $\gtrsim 10^8$ years, the time scale on which an open cluster will be dissolved, Spitzer 1958) open clusters in the disk forces us to consider the considerably more loosely arranged moving groups to probe the earlier evolution of the disk. It was Olin Eggen who first introduced the concept of moving or stellar kinematic groups, of which the Hyades is a well known example. The basic idea behind the moving groups is that stars form in clusters and thus with similar space motion, on top of

which the random motions of single stars are added, resulting in a modest velocity dispersion within the group. Through the orbital motion within the galactic potential the group will be stretched out into a tube-like structure and finally, after several galactic orbits, dissolve. The result of the stretching is that the stars will appear, if the Sun happens to be inside the tube, all over the sky but may be identified as a group through their common space velocity. Thus the moving groups may provide the essential, and so far largely un-utilized, link between cluster and field stars. These are the assumptions, but are moving groups observable realities? A large stumbling block for assessing the reality of moving groups has been the lack of large numbers of reliable parallaxes. This has now been largely overcome by the observations from the Hipparcos satellite (ESA 1997). This has, in fact, resulted in a small burst of recent papers studying, mainly young, moving groups, e.g. Asiain et al. (1999), Barrado y Navascués (1998), Odenkirchen et al. (1998), Skuljan et al. (1997), and Dehnen (1998).

Eggen defined moving groups as stars that all share the same velocity in the direction of galactic rotation, i.e. V -velocity. Specifically the velocities required to be constant were corrected for the stars differing radial distance from the Sun in order to make the circular orbits iso-periodic (Eggen 1998b). However, using the Hipparcos parallaxes it is noted that firstly the groups get more compact and secondly that stars identified as group members do not form flat bars or ellipses with small σ_V but are in fact structures tilted in the UV -plane (Skuljan et al. 1997 Fig. 1). Part of this shape can be attributed to the errors in the parallaxes themselves and their transformation into errors in the UV -plane. However, through dynamical simulations Skuljan et al. (1997) show that all of the tilt cannot be attributed to the errors in parallaxes but also has a physical basis.

In view of these new possibilities it is now appropriate to re-assess the reality and membership criteria for the HR 1614 moving group. Eggen (1998b) has compared Hipparcos and cluster parallaxes for stars in his sample (Eggen 1992) of HR 1614 moving group member stars. However, he disregards the Hipparcos parallaxes in favour of cluster

Send offprint requests to: Sofia Feltzing, email: sofia@astro.lu.se

* Based on observations with the ESA Hipparcos satellite

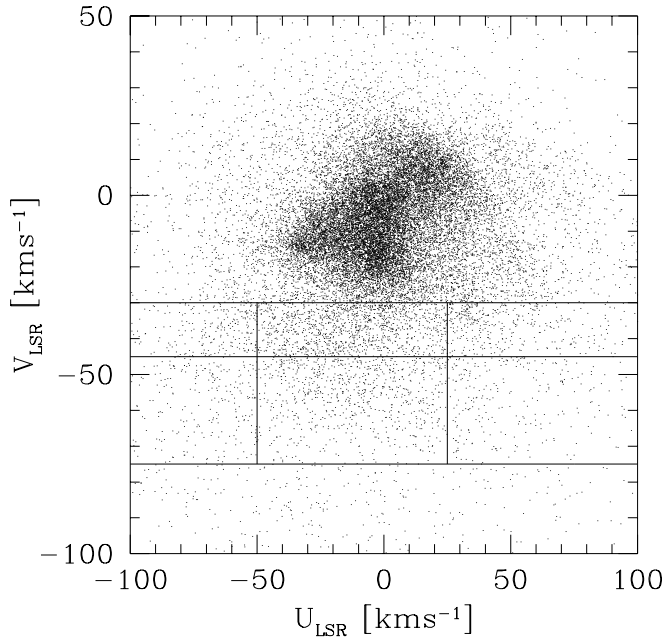


Fig. 1. A relevant cut-out of the UV -plane for all stars in the Hipparcos catalogue with measured radial velocities (see the text) and $\sigma_\pi/\pi < 0.125$. The seven boxes investigated are outlined with solid lines.

parallaxes, also when the discrepancies are large, without further discussion.

The article is organized as follows: Sects. 2, 3, and 4 describe the search for the HR 1614 moving group in the Hipparcos catalogue, as well as dynamical simulations of old moving groups and their characteristics today. Sect. 5 reviews previous work on the HR 1614 moving group. A new selection criterion for HR 1614 moving group is developed in Sect. 6 and used to derive its age. In Sect. 7, we derive, from data in the literature, a metallicity for the moving group. The Eggen (1992, 1998b) sample is revisited in Sect. 8 and discussed in detail. Sect. 9 contains a discussion primarily of possible sources of contamination in our sample. Sect. 10 provides a brief summary of the main results of this paper.

2. Finding the HR 1614 moving group – Searching the Hipparcos catalogue

We perform an unbiased search in the Hipparcos catalogue complemented with radial velocities from the Hipparcos Input Catalogue (ESA 1992), Grenier et al. (1999), and Barbier-Brossat et al. (1994) over a wide area in UV -space (Fig. 1 shows the distribution of stars) around the probable values for the HR 1614 moving group to see if we can find any signature of what appears to be stars with similar, high, metallicities and with correlation in the UV -plane. First we divide the UV -plane into seven boxes and construct the corresponding HR-diagrams, Figs. 1 and 2.

The four boxes 1, 3, 4, and 6, all show stellar population with metallicities around solar and below. Box 3 has what appears to be a younger population as well, while the other boxes show exclusively old populations. None of these boxes show any trace of a large population significantly more metal-rich than the Sun and we will disregard them from further discussions and concentrate on the remaining three boxes.

The three boxes 2, 5, and 7 all show well populated HR-diagrams. As we move from box 2 to 7 over box 5 the turn-off age of stars with solar-like metallicities increases. The canonical view of the stellar populations in the solar neighbourhood implies that we would expect subsequently more and more metal-poor stars as we move further away from the Sun in velocity space. Especially we would expect box 5 to be older and more metal-poor than box 2 and box 7 even older and more metal-poor as we sample more and more halo and thick disk stars and less of the disk stars.

The visual impression from Fig. 2 is the presence of a richly populated metal-rich isochrone present in box 2 and 5 but not in any other box. However the relative number of metal-rich stars appears much larger in box 5 than in box 2. Is this significant? To find out we combine our Hipparcos catalogue with Strömgren photometry (Hauk & Mermilliod 1998) and calculate $[\text{Me}/\text{H}]$ using the calibration in Schuster & Nissen (1989). All stars flagged as possible binaries in the Hipparcos catalogue were excluded. This includes both systems detected by Hipparcos itself and system previously known (e.g. from radial velocity variation) and included in the CCDM catalogue of multiple stars (ESA 1997). These stars have to be excluded since it is not possible to derive metallicities from their Strömgren photometry. The results are shown in Figs. 3 and 4 where we also distinguish between three major metallicity ranges, $[\text{Me}/\text{H}] < -0.1$, $-0.1 \leq [\text{Me}/\text{H}] < +0.1$, and $+0.1 \leq [\text{Me}/\text{H}]$. Again box 5 shows a clear high-metallicity population not at all present in the other field. The resulting normalized metallicity-distributions for box 2, 5, and 7 are shown in Fig. 5. Clearly box 7 has a large, metal-poor tail, as expected since this box should contain many halo stars as well as thick disk stars. Box 2 on the other hand, which should be the most solar-like box, has almost no metal-poor tail and a distinct peak at ~ -0.2 dex, just what is expected for the solar neighbourhood, Wyse & Gilmore (1995). Box 5 on the other hand is more metal-rich than the solar neighbourhood. This does not fit into the canonical picture of the general stellar populations in the Galaxy. It should be more metal-poor (on average) than box 2 and more metal-rich than box 7.

The background distribution of stars in Fig. 1 shows that the maximum density occurs in several clumps rather close to the local standard of rest (LSR) but also that a secondary maximum exists centered on $U \approx -20 \text{ km s}^{-1}$, $V \approx -40 \text{ km s}^{-1}$ (see also Dehnen 1999, Fig. 1 for a similar smoothed density distribution plot). This stellar population with a mostly negative U -velocity, was already ten-

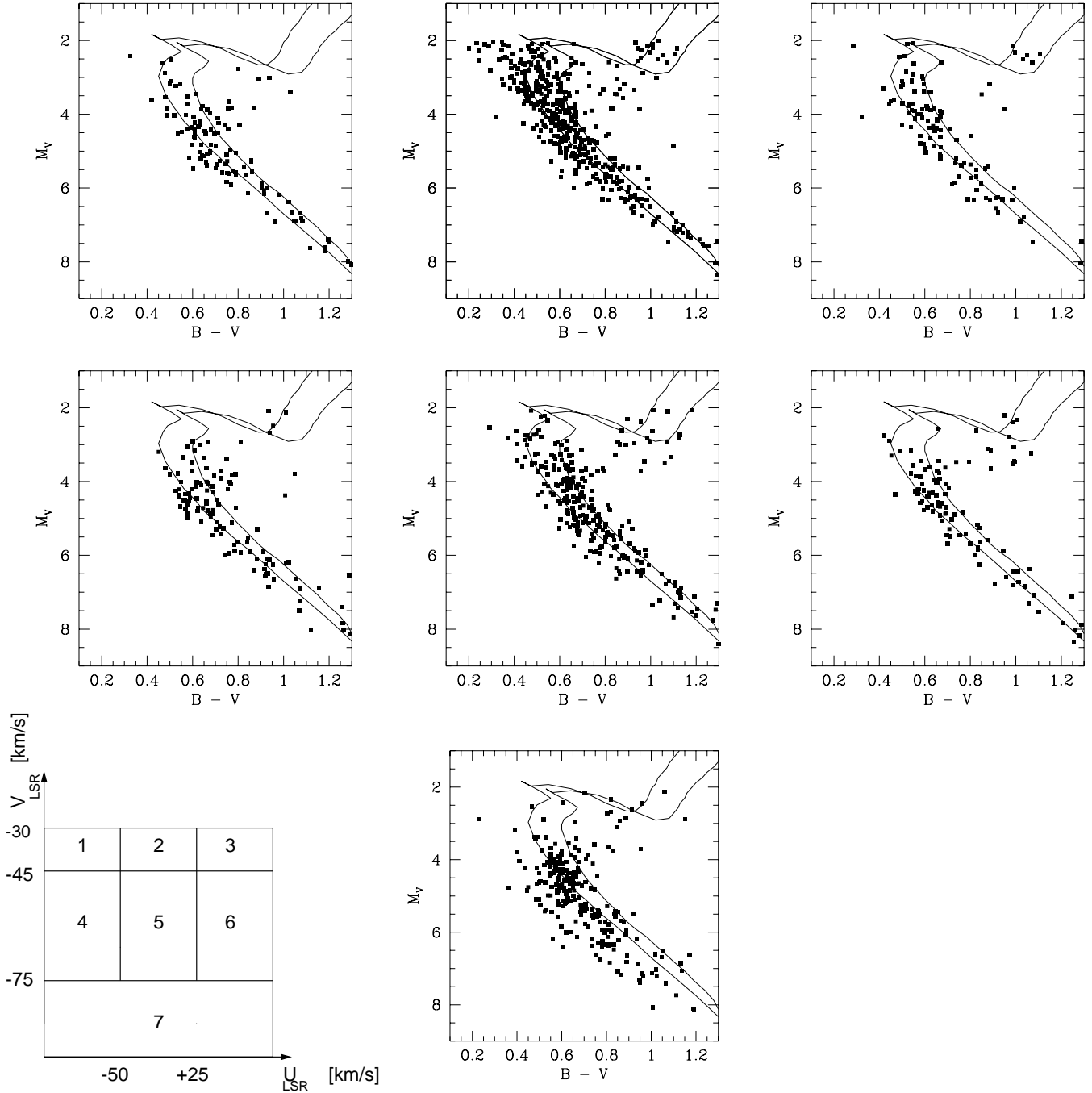


Fig. 2. HR-diagrams for the seven boxes defined in Fig. 1. To help guide the eye two isochrones of 2 Gyr and $Z=0.02$ and 0.05 respectively (corresponding to $[Me/H] = 0.0$ and 0.4 dex) from Bertelli et al. (1994) are also plotted. No stars brighter than $M_V = 2$ have been plotted and $\sigma_\pi/\pi < 0.125$ for all stars.

tatively identified in pre-Hipparcos data and named the U-anomaly. In the Hipparcos data it is much more well defined. Raboud et al. (1998) who obtained Geneva photometry for stars in this area of the UV -space, found a metallicity distribution similar to that of the bulge. Supported by dynamical simulations they concluded that the stars formed in the inner disk were scattered by the bar into the solar neighborhood. These stars make up a large

part of the old stars found in box 2. Figure 4 shows the velocity distribution of stars with Strömgren metallicities in box 2 and 5. The U-anomaly is clearly seen in box 2 and found to be dominated by stars of solar metallicity and below.

From this and our previous considerations it is clear that the super-solar metallicity stars are predominantly found in box 5, the area of the UV -plane in which the

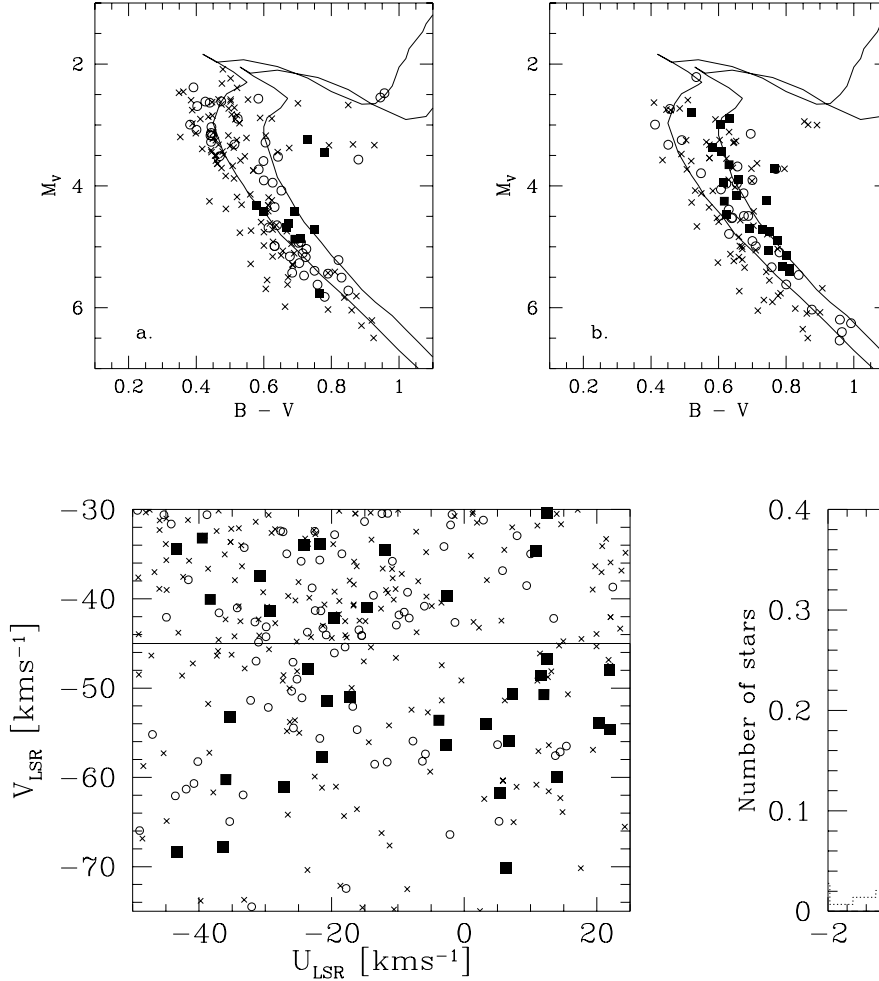


Fig. 4. Distribution of the stars in the Strömgren catalogue in the UV -plane with the same symbols as in Fig. 3. The dashed line represents the boundary between box 2 and 5, see Fig. 1.

HR 1614 moving group is supposed to be found. We thus conclude that there exists a distinct stellar population more metal-rich than the average background centered at $U \sim -10$ and $V \sim -60$ km s $^{-1}$ and tilted in the UV -plane. This population is not found in the adjacent areas in the UV -plane. Can this stellar population be identified with the moving group HR 1614 found by Eggen?

3. Finding the HR 1614 moving group – Dynamic simulations

To answer this question we now turn to a dynamical simulation of the evolution of old moving groups to find out whether or not the structure we observe in box 5 can indeed be identified with an old moving group.

Fig. 3. HR-diagrams for box 2 (a.) and 5 (b.) now only with single stars with available Strömgren photometry and $[\text{Me}/\text{H}]$ calculated from the calibration in Schuster & Nissen (1989). \times denote stars with $[\text{Me}/\text{H}] \leq -0.1$ dex, \circ stars with $-0.1 < [\text{Me}/\text{H}] \leq 0.1$ dex, and \blacksquare stars with $[\text{Me}/\text{H}] > 0.1$ dex. To help guide the eye two isochrones of 2 Gyr and $Z=0.02$ and 0.05 respectively (corresponding to $[\text{Me}/\text{H}] = 0.0$ and 0.4 dex) from Bertelli et al. (1994) are also plotted. No stars with absolute magnitude brighter than 2 are plotted and $\sigma_\pi/\pi < 0.125$ for all stars.

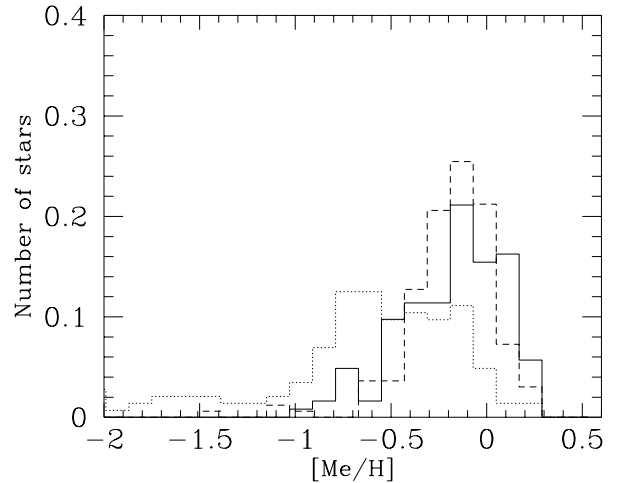


Fig. 5. The metallicity distributions in box 2 (dashed line), box 5 (full line), and box 7 (dotted line). No stars brighter than $M_V = 2$ are included and all stars have $\sigma_\pi/\pi < 0.125$.

A galactic potential model consisting of a stellar and gaseous disk, thick disk, bulge and dark halo (Dehnen & Binney 1998) is used to integrate the orbits of the individual stars in a dissolving moving group. In the model the solar distance from the galactic centre is $R_\odot = 8.0$ kpc, the height above the plane is $z_\odot = 8$ pc, the solar peculiar velocity components are $U = 10$ km s $^{-1}$, $V = 5$ km s $^{-1}$, $W = 7$ km s $^{-1}$ and the circular velocity $v_c(R_\odot) = 219$ km s $^{-1}$. The starting point for the simulation is attained by taking a velocity vector and position from a star assumed to belong to the moving group e.g. HR 1614 itself and integrate the orbit backwards for the assumed age of the moving group. At this position an ensemble of stars is placed and followed forward into the present time. The stars are treated as test particles in the static potential and the dispersion processes is modeled in two different

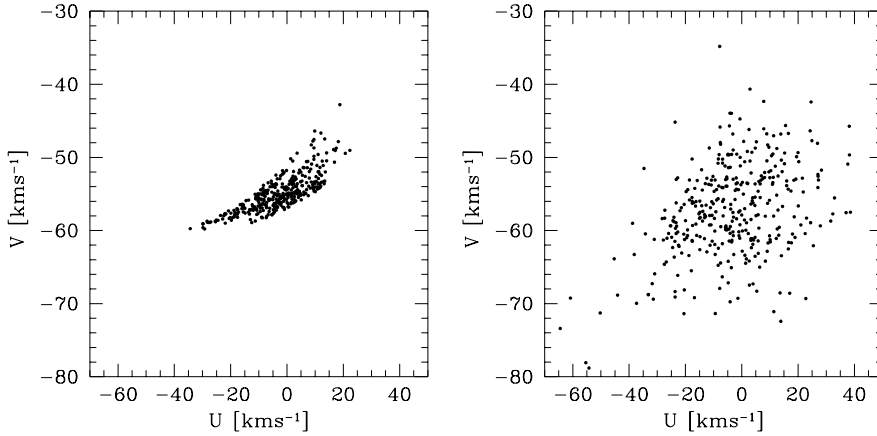


Fig. 6. Two typical outcomes from the dynamical simulations described in Sect. 3. **a.** when the cluster is born with an internal velocity dispersion and then no further processes increase the dispersion. **b.** when Wielen orbital diffusion is used to mimic the physical processes that might increase the scatter.

ways. Either the moving group is born unbound like an OB association with a certain velocity dispersion and no further dispersion processes are active or the group is born as a bound system like an open cluster with identical velocities and the dispersion is gradually built up by stars becoming unbound to the cluster and starting to experience orbital diffusion (Wielen 1977).

Both methods are rather crude approximations to the real processes that affect the evolution of a dissolving moving group, but they can be seen as limiting cases to the real processes at work. Our main use of the simulations is also to test the assumption that the sample of stars identified as probable members due to metallicity and kinematics have a common origin in time and space. The two examples in Fig. 6 shows that the structure in the UV -plane outlined by the metal-rich stars in Fig. 4 with a width in U -velocity of 60 km s^{-1} and in V of 20 km s^{-1} and not confined to a single V -velocity is a natural result of the dynamically simulated dispersion processes. The classical configuration, used by Eggen, with all stars belonging to the group lined up along a single V -velocity only appears when the Sun is located very close to the centre of the group, which is not likely. Otherwise, either if the Sun is located to the outside or the inside of the tube-orbit defined by the moving group, we get the tilted structure in the UV -plane shown in Fig. 6. In the simulation in Fig. 6a with an original velocity dispersion of 6 km s^{-1} , the center of the group had a velocity of $U = -15 \text{ km s}^{-1}$, $V = -58 \text{ km s}^{-1}$ and $W = -7 \text{ km s}^{-1}$ when it passed the present Solar position 40 Myrs ago. In the simulation with Wielen diffusion, we used a time and velocity independent diffusion coefficient $D = 2.0 \cdot 10^{-7} \text{ km s}^{-1} \text{ yr}^{-1}$ and the center of the group had a velocity of $U = 0 \text{ km s}^{-1}$, $V = -58 \text{ km s}^{-1}$ and $W = -7 \text{ km s}^{-1}$ when it passed the present Solar position only 5 Myrs ago. These two examples have their peak density in the UV -plane at approximately the same position as the observed distribution found in Sect. 2.

4. Finding the HR 1614 moving group – Conclusions

We close the first part of our paper with a few remarks on the reality of old moving groups. Before the Hipparcos mission the numbers of reliable parallaxes were too small to address the reality of most proposed old moving groups successfully. Recent studies (e.g. Barrado y Navascués 1998, and Skuljan et al. 1997) have shown that well known moving groups such as the Pleiades and the Hyades but also several other young moving groups, e.g. Castor ($200 \pm 100 \text{ Myr}$, Barrado y Navascués 1998), are well identified as physical entities using the new data from the Hipparcos mission.

Are the proposed old moving groups a reality? We conclude that at least one old moving group exists and that it's possible to find other ones using velocity information in combination with metallicities based on Strömgren photometry. The study by Dehnen (1998) further supports our findings. He recovered many maxima, using a maximum likelihood solution, in the velocity distribution of nearby stars using the Hipparcos catalogue. Several of these are identifiable with known moving groups. In particular he found several maxima that exclusively contained red stars, indicating an old age. He identifies one of these maxima with the HR 1614 moving group.

However, HR 1614 might be a rather special case. It is particularly metal-rich compared to the majority of stars in the part of the UV -plane it resides in. In other parts of the UV -plane (e.g. close to the local standard of rest) the group would have been completely obscured by other metal-rich stars.

In summary, we conclude that at least one old moving group exists and it's possible to find others using our simple method if they stand out in terms of metallicity and/or age from the ambient background of stars in their space of the UV -plane.

5. Review of previous work on the HR 1614 moving group

The HR 1614 moving group stands out among stellar moving groups in terms of age and metallicity. The age and metallicity have been estimated to be roughly similar to that of the old open cluster NGC 6791, Hufnagel & Smith (1994) and Eggen (1998a). However, this is challenged by the recent determination by Chaboyer et al. (1999) who found NGC 6791 to have a metallicity of +0.4 dex and an age of 8 Gyr.

It was Eggen (1978) who, following leads in earlier studies by Eggen (1971) and Hearnshaw (1974), first identified the presence of a moving group associated with the K dwarf star HR 1614 (HD 32147) by studying a sample of stars which were selected as being within $\pm 10 \text{ km s}^{-1}$ of the V-velocity of the star HR 1614 (then estimated to -58 km s^{-1}). He found that in a sample of 44 stars with $(U, V)^1 \approx (0, -60) \text{ km s}^{-1}$ 60 % were over abundant with respect to the Sun (based on a few spectroscopic studies, mainly Oinas (1974) and the m_1 index). The stars appear as metal-rich as the Hyades in the $M_V, R - I$ diagram. They also showed strong blanketing effects in $b - y$ (an excess of ~ 0.03 compared to the Hyades group, which was utilized as a selection criterion) and made up a colour magnitude diagram resembling that of an old stellar cluster (Eggen 1978 Fig. 1a).

Smith (1983) subsequently obtained DDO photometry of 19 suggested member stars and found many of them to have enhanced cyanogen bands similar to those found in so called super-metal-rich stars (SMR, see Taylor 1996 for a discussion of SMR stars). The group also showed anomalously many CN-rich stars when compared with a random sample of stars. Derived $[\text{Fe}/\text{H}]$ generally confirmed the high metallicity of the member stars, however, two giant stars were found to be significantly lower in metallicity casting some doubt on Eggen's (1978) $b - y$ criterion for membership. A stricter application of membership criteria, i.e. that the stars should show the same behaviour in both UBV, DDO and $b - y$, showed that many of Eggen's original candidates did not belong to the group. Smith (1983) further suggests that the abundances and kinematics of the HR 1614 moving group stars are consistent with the abundance gradient observed in old open clusters (if it formed at perigalacticon) and thus the lack of observations of similar clusters would be due to that either they no longer exist or that observations up to 1983 had not sampled the inner regions of the Galaxy well enough. Utilizing the CN-enhancement Eggen (1992) found a total of 39 main-sequence members of the HR 1614 moving group by isolating them through their V-velocity. All these dwarfs

are within 40 pc of the Sun. A further 19 red giants within 200 pc of the Sun were also identified.

No high resolution spectroscopic study has targeted the probable member stars of the HR 1614 moving group.

6. A new selection of probable HR 1614 members and its age

We now proceed with the second part of this paper and provide a new sample of stars with high probability of being member stars. From this new sample we are able to derive an age as well as a metallicity for the moving group.

6.1. Defining a new selection criterion

Is it possible to define a selection criterion in the UV -plane for the moving group HR 1614 that is stricter than the boundaries of box 5? From Fig. 4 we find that metal-rich stars in box 5 predominantly fall along a diagonal band going from the lower left to the upper right-hand corner. In order to find out if this tilted structure is significant we select only stars with small relative errors in the parallaxes, $\sigma_\pi/\pi < 0.05$, and with $[\text{Me}/\text{H}] > 0.1$ dex. The latter selection is based on the assumption that, if existing (as we assume in this section), the HR 1614 group should have a metallicity around +0.2 dex. For example the star HR 1614 itself has $[\text{Fe}/\text{H}] = +0.28$ dex from high resolution spectroscopy (Feltzing & Gustafsson 1998). Fig. 7a show the UV -plane for these stars with error-bars on the U and V velocities arising from errors in the parallaxes and radial velocities. Apart from one star (HIP 87116, which we consider as belonging to the general background and is excluded from the following discussion) the stars tend to fall along a diagonal line. The star at the top ($U \simeq -24 \text{ km s}^{-1}$) could be contamination from the U-anomaly (see text above), but we leave it in the sample. A simple least square fit to these data give $\Delta V/\Delta U = +0.19$, Fig. 7 a. We also show lines representing \pm one rms. In Fig. 7 b we show all stars in box 5 with $[\text{Fe}/\text{H}] > 0.1$ dex and $\sigma_\pi/\pi < 0.05$ as well as all stars with $0.0 < [\text{Fe}/\text{H}] < 0.1$ dex. As can be seen all of the stars with $[\text{Fe}/\text{H}] > 0.1$ dex could be regarded as falling inside this tilted band if the errors on the velocities are taken into account. This finding combined with our simulations suggests that we have identified a metal-rich co-moving stellar sample with a common origin in space and time. The simulations indicate that the structures may not only be tilted but also curved in the UV -plane, however, our data set is too small to address that question and we have to be satisfied with a "straight line".

This selection procedure now helps us to define a new sample of probable HR 1614 moving group member stars from our Strömgren catalogue, Table 1. Our new sample is limited by the fact that the calibration from Schuster & Nissen (1989) used to calculate $[\text{Me}/\text{H}]$ is only valid for

¹ These are the U and V velocities in a right handed system. Eggen use a left handed system, however, we conform with the now common practice and use a right handed system where U points in the direction towards the galactic centre and V in the direction of galactic rotation.

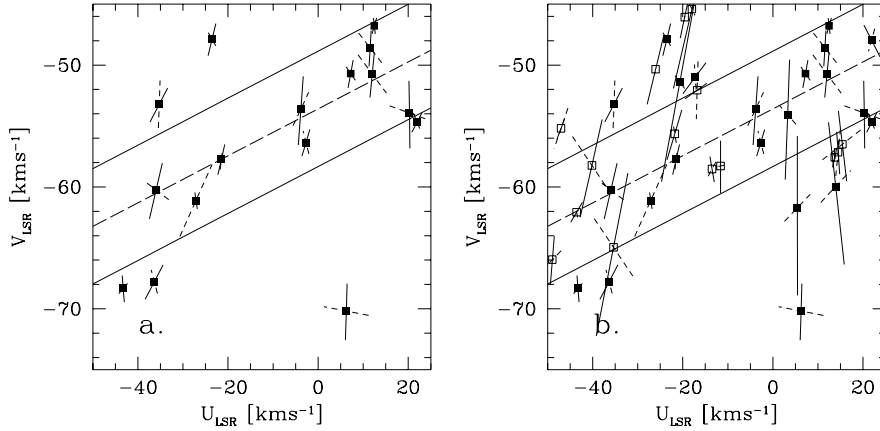


Fig. 7. Box 5 in the UV -plane with error-bars on the velocities arising from errors in the parallaxes (full lines) and from errors in radial velocities (dashed lines). The tilted band outlines the boundaries of our preferred HR1614 sample. **a.** Stars with $\sigma_\pi/\pi < 0.05$ and $[\text{Me}/\text{H}] > +0.1$ dex, **b.** Stars with $\sigma_\pi/\pi < 0.125$ and $0.0 < [\text{Me}/\text{H}] \leq +0.1$ dex, box, and $[\text{Me}/\text{H}] > +0.1$ dex, ■.

dwarf stars with $0.32 \lesssim B - V \lesssim 1.0$. Because of these limitations K dwarf stars are excluded and for example HR 1614 itself is not included although it perfectly obeys our selection criteria in all other respects. However, see discussions in Sect. 7.2 and 8.

We thus propose that future searches for member stars of the HR 1614 moving groups should be directed to the area in the UV -plane defined by our tilted band.

6.2. A new estimate of the age of the moving group HR 1614

We are now in a position to determine a new age estimate of the HR 1614 moving group from the HR-diagram of stars with Strömgren metallicities and based on the selection described in the previous section. Thus from Fig. 8 we derive an age estimate of 2 Gyr using the Bertelli et al. (1994) isochrones.

The iron content $[\text{Fe}/\text{H}]$ of the $Z = 0.05$ isochrone from Bertelli et al. (1994) which is found to be $[\text{Fe}/\text{H}] = +0.40$ dex from their relation (11), is higher than the observed one for our sample of HR 1614 member stars which is $+0.19 \pm 0.06$. This discrepancy could be due to an error in the colour transformation from the $\log T_e, M_{\text{bol}}$ to the $B - V, M_V$ plane where a metal-rich model atmosphere is used compared to the solar metallicity case which is much better constrained. Other possible error sources are the assumed $\Delta Y/\Delta Z$, where a lower value would give a lower metallicity for the isochrone and the assumed scaled solar abundances. If other elements than iron is over-abundant this would lower the iron content for the same assumed metallicity.

In an attempt to estimate an error on this age estimate we have compared the Bertelli et al. (1994) isochrones with those from Chaboyer et al. (1999). Their metal-rich isochrones present excellent fits to observations from solar metallicity (M67) to the very high metallicity of $[\text{Fe}/\text{H}] = +0.4$ for NGC 6791, both of which are older than the HR 1614 moving group. For solar metallicity the Bertelli et al. (1994) and Chaboyer et al. (1999) isochrones are very sim-

ilar up to the sub-giant region. The two sets of isochrones agree well for ages applicable to NGC 6791. Chaboyer et al. (1999) find this open cluster to be 8 Gyr. Furthermore, and most importantly here, they also investigate the effect of changing $\Delta Y/\Delta Z$. Using values between 1 and 3 they find the impact on the derived age to be small. Bertelli et al. (1994) use $\Delta Y/\Delta Z = 2.5$. It is quite likely that the HR 1614 moving group has a $\Delta Y/\Delta Z \neq 2.5$. From our comparison of the isochrones we conclude that errors on the derived age, from the possibility that our stars have $\Delta Y/\Delta Z \neq 2.5$, is less than 1 Gyr.

The conclusion by Hufnagel & Smith (1994) that the age of the HR 1614 group is ≥ 3 Gyr based on the MgII chromospheric emission index is consistent with our isochrone determined age of 2 Gyr in the light of the work by Rocha-Pinto & Maciel (1998). They show that the strength of the chromospheric emission has a strong dependence of the metallicity of the stars, with metal-rich stars having higher chromospheric ages than isochrone ages. Using their relation between the error in the chromospheric age and the iron abundance, for a assumed $[\text{Fe}/\text{H}]$ of $+0.20$ for HR 1614, a chromospheric age of 3 Gyr corresponds to a isochrone age of 1 Gyr.

7. The metallicity of the HR 1614 moving group

We now proceed to determine the metallicity of the HR 1614 moving group from $[\text{Fe}/\text{H}]$ measurements found in the literature.

7.1. The spectroscopic catalogue

The basis for our spectroscopic catalogue is the kinematic catalogue described in Sect. 2 supplemented by iron abundances as well as other elemental abundances from the catalogues by Fuhrmann (1998), Favata et al. (1997), Edvardsson et al. (1993), and Feltzing & Gustafsson (1998).

These studies were chosen because they all have large samples of stars, high-resolution has been used, they all have small internal errors, and a comparison of the several

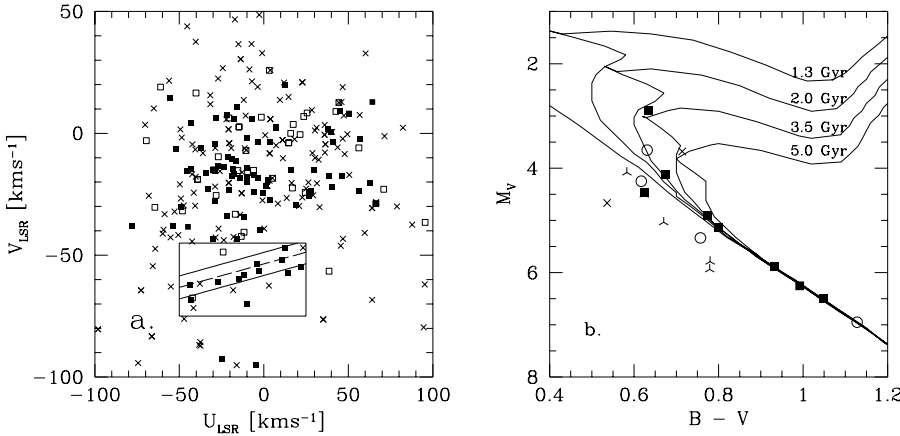


Fig. 9. a. UV -plane plot of the spectroscopic catalogue. × represents stars with $[\text{Fe}/\text{H}] < -0.05$ dex, box stars with $-0.05 \leq [\text{Fe}/\text{H}] < 0.05$, and ■ stars with $0.05 \leq [\text{Fe}/\text{H}]$. Box 5 is marked and inside the box we reproduce the lines from Fig. 7. The HR-diagram in **b.** shows the stars inside the tilted strip, ■ with $[\text{Fe}/\text{H}] \geq 0.05$ dex, × < 0.05 dex, and stars outside the strip, ○ with $[\text{Fe}/\text{H}] \geq 0.05$ dex, triangle crosses $[\text{Fe}/\text{H}] < 0.05$ dex

stars in common between the studies reveals a high internal consistency between the studies, $\sigma([\text{Fe}/\text{H}]) = \pm 0.06$ dex. All kinematical data have been recalculated using the new parallaxes and proper motions from Hipparcos.

The Edvardsson et al. (1993) sample was selected in order to study F and early G main sequence stars, which were evenly distributed in metallicity between -1.0 dex and $+0.3$ dex, and slightly evolved off the ZAMS so that ages could be estimated. The selection of stars was done from Olsen (1988) which includes almost all F and early G stars brighter than $V \simeq 8.3$. The stars in Feltzing & Gustafsson (1998) were selected from the same photometric catalogue with updates in order to study the metal-rich population of disk dwarf stars on solar orbits but also of stars with fairly eccentric orbits and a subsample was selected to have $V_{\text{LSR}} < -50$ km s⁻¹ and/or total space velocity > 60 km s⁻¹. We may therefore expect to find most probable HR 1614 moving group members in this study. Note that in the selection of stars for these two studies no attempt was made to cover the probable member stars of the HR 1614 moving group.

Favata et al. (1997) provide a volume limited sample of G and K dwarf stars drawn from the Gliese catalogue. Fuhrmann (1998) provide iron abundances for 50 nearby F and G type stars on the main-sequence, turn-off, and sub-giant branch.

Comparing $[\text{Fe}/\text{H}]$ from Edvardsson et al. (1993) and Feltzing & Gustafsson (1998) with $[\text{Me}/\text{H}]$ derived using the calibration by Schuster & Nissen (1989) we find that $[\text{Fe}/\text{H}] - [\text{Me}/\text{H}] = +0.015 \pm 0.076$.

7.2. The metallicity

We now apply the UV -selection criterion to our spectroscopic catalogue. The resulting HR diagram and also the UV -plot for the full catalogue are shown in Fig. 9.

As noted in Sect. 6.1 our final sample of probable member stars presented in Table 1 only contained stars which fell inside the calibration by Schuster & Nissen (1989), however, for example HR 1614 itself would fall outside

this calibration but does indeed fulfill the selection criteria. We thus include two K dwarf stars in our final sample of probable member stars on the basis of their spectroscopically measured metallicities.

For the 8 stars with $[\text{Fe}/\text{H}] > 0.05$ dex $\langle [\text{Fe}/\text{H}] \rangle = 0.19 \pm 0.06$ using the $[\text{Fe}/\text{H}]$ for HR 1614 from Feltzing & Gustafsson (1998). For the 11 rejected stars (i.e. both stars inside the strip with $[\text{Fe}/\text{H}] < 0.05$ dex and stars outside the strip) we find $\langle [\text{Fe}/\text{H}] \rangle = -0.19 \pm 0.38$. The three that fall just outside our selection criterion in the UV -plane (HIP 22336, HIP 26437, HIP 70470) have $[\text{Fe}/\text{H}] = 0.14, 0.15, 0.06$ dex. Including them into the sample we arrive at 0.17 ± 0.06 dex.

Obviously the spectroscopic catalogue is subject to selection biases. However, none of the investigations included in the catalogue have been biased *against* metal-rich stars in this part of the UV -plane. In fact Feltzing & Gustafsson (1998) did actively include metal-rich stars with large negative V_{LSR} . Note though that no attempt was made in their investigation to preferentially include HR 1614 members. We may thus expect to sample the metal-rich stars well, while the metal-poor stars are less well sampled.

In conclusion we find that the HR 1614 moving group has a metallicity, determined from high resolution spectroscopy, of $0.17 - 0.19 \pm 0.06$ dex depending on the exact selection in the UV -plane.

8. The Eggen sample revisited

Having defined a new selection criterion for membership in the UV -plane we now revisit the Eggen (1992, 1998b) sample of HR 1614 moving group stars. Fig. 10 show the sample of stars that Eggen (1998b) indicate as probable members of the HR 1614 moving group. In Fig. 10a we use his cluster parallaxes, in Fig. 10b the Hipparcos parallaxes. The use of the cluster parallaxes forces the stars onto more or less one isochrone. Eggen (1998b) does not discuss the apparent metallicity spread in Fig. 10a. We note especially that the turn-off region, crucial for age

Table 1. Our new sample of HR1614 stars. Columns 1 and 2 give the Hipparcos and HD numbers for the stars, column three the parallaxes, column four the apparent V magnitudes, column five the $B - V$ colour, column six to eight give the new U , V , and W velocities, column nine the $[\text{Me}/\text{H}]$ metallicities calculated from Strömgren photometry using the calibration by Schuster & Nissen (1989) and column nine the spectroscopically determined iron abundances. All stars have $\sigma_{B-V} < 0.02$, for most stars it is less than 0.01, and $\sigma_\pi/\pi < 0.125$. In the column headed Sample \bullet refers to stars inside the tilted strip in Fig. 7 a with $[\text{Me}/\text{H}] > 0.1$ dex and $\sigma_\pi/\pi < 0.05$. \blacktriangle the remaining metal-rich stars inside the strip but with larger errors. \blacksquare stars with $[\text{Me}/\text{H}] > 0.1$ dex and outside the strip. \circ stars with $[\text{Me}/\text{H}] \leq 0.1$ and inside the strip, and finally box stars outside the strip and with $[\text{Me}/\text{H}] \leq 0.1$. In the last column in the first two parts of the table we indicate which stars are in common with Eggen (1992, 1998b) sample.

HIP	HD	π (mas)	V	$B - V$	U_{LSR}	V_{LSR}	W_{LSR}	$[\text{Me}/\text{H}]$	$[\text{Fe}/\text{H}]$	Sample
9353	12235	32.18±0.96	5.89	0.610	11.55	-48.59	12.43	0.21		\bullet e
10505	13825	37.87±0.96	6.80	0.690	-23.54	-47.88	8.17	0.15		\blacksquare
10599	13997	29.35±1.13	7.99	0.790	12.00	-50.73	13.64	0.14		\bullet e
15934	275241	13.56±1.22	9.43	0.780	-35.37	-64.95	-2.66	0.02		\circ
16467	21727	18.58±1.09	8.56	0.700	-40.17	-58.23	24.64	0.01		\circ
17960	24040	21.50±1.03	7.50	0.653	20.26	-53.93	-7.57	0.21		\bullet
22336	30562	37.73±0.89	5.77	0.631	-43.26	-68.33	-14.98	0.11	0.19	\blacksquare
22940	31452	25.50±1.27	8.43	0.837	15.40	-56.50	-3.05	0.03		\circ
25094	34575	34.00±0.86	7.09	0.750	7.23	-50.70	7.00	0.18		\bullet
26437	36130	19.96±0.73	7.75	0.617	21.95	-54.69	-37.55	0.26	0.15	\blacksquare
26834	37986	36.05±0.92	7.36	0.801	-27.11	-61.11	3.02	0.17	0.27	\bullet
28179	41158	9.16±0.69	7.98	0.519	-17.23	-50.98	2.57	0.15		\blacksquare
46325	81505	11.52±1.12	8.40	0.765	13.93	-59.96	16.14	0.24		\blacksquare
49060	86680	10.03±1.00	7.99	0.607	5.43	-61.71	-4.23	0.26		\blacksquare
51257	90711	31.12±0.94	7.89	0.810	-21.46	-57.71	-25.27	0.17		\bullet e
52990	93932	19.18±0.88	7.53	0.615	-35.26	-53.21	-13.40	0.16		\blacksquare
53537	94835	20.22±1.01	7.94	0.624	-3.83	-53.60	-7.10	0.15	0.13	\bullet
54632	96511	22.43±0.56	7.15	0.700	13.74	-57.57	1.04	0.09		\circ
60729	108309	37.50±0.72	6.25	0.674	-43.56	-62.07	-3.35	0.07	0.10	\circ
60829	108523	21.67±0.93	8.31	0.710	-21.78	-55.64	-3.14	0.02		\circ
61435	109542	9.01±1.07	8.22	0.412	-17.97	-45.40	-10.78	0.05		box
62857	112001	18.22±0.90	7.66	0.623	-26.03	-50.34	-4.78	0.05		box
63033	112164	25.17±0.76	5.89	0.633	-2.68	-56.35	-23.38	0.23	0.24	\bullet e
67195	120005	22.26±0.75	6.51	0.491	-19.58	-46.06	11.65	0.07		box
65036	115585	23.05±0.70	7.43	0.742	-36.35	-67.77	4.93	0.17		\blacksquare
70470	126511	24.84±0.95	8.36	0.757	14.47	-57.15	-13.97	0.07	0.06	\circ
75266	136834	39.35±1.37	8.28	0.992	-11.61	-58.28	-10.05	0.05	0.16	\circ e
79240	144899	9.63±1.20	8.97	0.660	-20.65	-51.39	7.32	0.12		\blacksquare
83435	154160	27.58±0.79	6.52	0.770	-13.50	-58.53	-8.86	0.04		\circ
87116	161612	37.19±1.15	7.20	0.748	6.24	-70.18	-7.76	0.16		\blacksquare
91283	172085	14.86±0.80	7.51	0.581	21.90	-47.95	-2.18	0.10		\blacktriangle e
94797	181358	6.32±0.67	8.21	0.534	-16.81	-52.06	13.79	0.06		box
102018	196800	23.42±0.89	7.21	0.607	-48.95	-65.96	-2.84	0.05		\circ
102393	197623	16.84±1.11	7.55	0.656	-47.02	-55.19	-3.02	0.04		box
109378	210277	46.97±0.79	6.54	0.773	12.46	-46.78	3.09	0.16	0.22	\bullet e
110843	212708	27.90±0.96	7.48	0.730	-35.96	-60.25	-2.93	0.13		\bullet
116554	222013	17.29±1.42	9.22	0.809	3.27	-54.08	17.25	0.12		\blacktriangle e
K dwarf stars with spectroscopically determined $[\text{Fe}/\text{H}]$										
13513	18168	33.83±0.98	8.23	0.933	-14.75	-59.61	39.00		0.18	
23311	32147	113.46±0.82	6.22	1.049	10.65	-51.83	-6.33		0.22	e
Additional stars from the Eggen (1992, 1998b) sample										
6762	8828	33.59± 0.99	7.96	0.738	-4.09	-53.95	-22.13			
21932	285968	106.16± 2.51	9.95	1.523	-15.49	-52.37	-8.60			
41136		18.99± 1.92	10.04	0.960	4.42	-49.58	-9.00			
94225	178445	49.84± 1.51	9.36	1.318	-2.73	-53.10	-4.50			
110996	213042	64.74± 1.07	7.65	1.080	16.55	-54.51	-9.70			
116970	222655	11.84± 1.43	9.57	0.760	9.87	-55.64	-15.42			

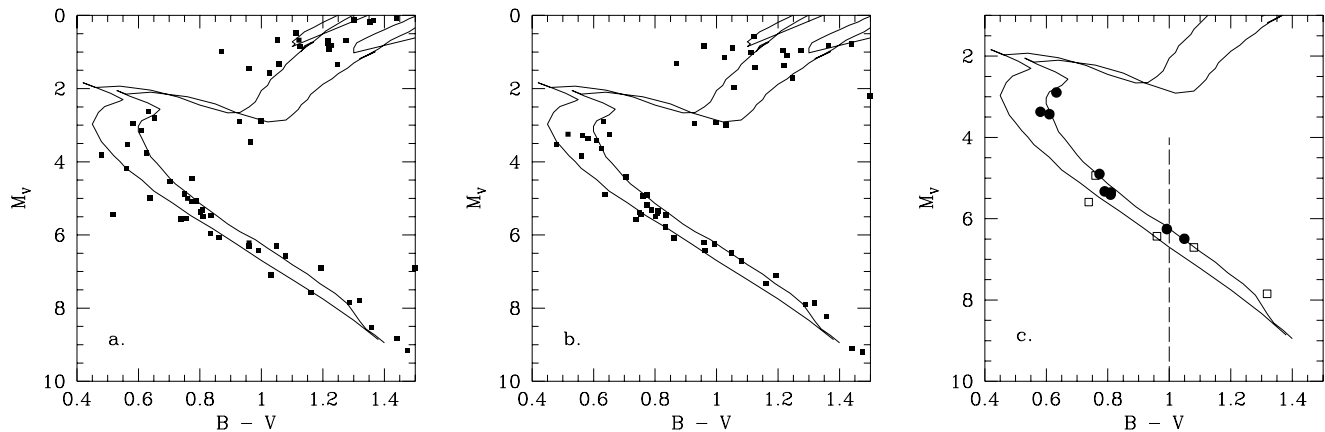


Fig. 10. Eggen (1998b) HR-diagram. **a.** Using his cluster parallaxes, **b.** using Hipparcos parallaxes, and **c.** using Hipparcos parallaxes and imposing our selection criteria in the UV -plane. \bullet denotes stars that were found independently in our search, box stars obeying the selection criteria and from which known binaries and stars with too low metallicities (when the metallicity is known) has been removed. The limit of the calibration by Schuster & Nissen (1989) is marked with a dashed line.

determination, shows a larger scatter in Fig. 10b as compared to Fig. 10a.

When we apply our UV -selection criteria to Eggen’s sample (with re-calculated velocities and using the Hipparcos parallaxes) a total of 21 stars with $M_V > 2$ falls inside the band in Fig. 7. 8 of these are in common with our selection from the Strömgren catalogue. These stars are marked in the first part of Table 1. Of the remaining 13 stars one is HR 1614 and is already included in our sample on the basis of its $[\text{Fe}/\text{H}]$ measured from high resolution spectroscopy. The two stars HIP 11575 and HIP 35872 appears in our Strömgren catalogue and have $[\text{Me}/\text{H}] = -0.12$ and -0.09 , respectively, disqualifying them as probable member stars of the HR 1614 moving group. Four more stars were excluded due to binarity, HIP 7143 is a spectroscopic binary, HIP 94570 and HIP 96037 were resolved as binary systems by Hipparcos and HIP 112426 have an accelerated solution, probably due to orbital motion (ESA 1997).

This leaves, after having considered binarity and metallicity when information is available, an additional 6 stars from Eggen’s (1992, 1998b) sample to be included in our final sample of probable member stars of the HR 1614 moving group. The stars are detailed in the final part of Table 1.

The HR-diagram of the 15 stars from Eggen (1992, 1998b) thus full-filling our criteria are plotted in Fig. 10c.

9. Discussion

As already touched upon, the HR-diagram of the HR 1614 group is “contaminated” by stars from the general field and possibly also by stars from other moving groups and open clusters.

The general background of stars in the UV -plane using the Hipparcos results have been studied by Dehnen (1999) and Raboud et al. (1998). Dehnen (1999) shows that there exists an over-density of stars in the UV -plane centered on $U = -20$ and $V = -45 \text{ km s}^{-1}$. He associates this stellar over-density with stars thrown out from the inner disk by the galactic bar. In particular stars close to the outer Lindblad resonance are susceptible to this and the phenomenon a clear indication of the non-axisymmetry of the galactic potential. Thus we should expect to see a generally more metal-rich stellar population present in the upper left half of our boxes in Fig. 2. We do indeed do so, however, we also note that the contamination is mainly in box 1 and 2 and does not effect box 5. This is further born out by the UV -plots using the Strömgren sample, Sect. 2.

The moving group Wolf 630 is present in the upper right hand corner of box 5 ($-50 < U < +25$ and $-75 < V < -45 \text{ km s}^{-1}$, see also Fig. 1 in Skuljan et al. 1997 for the position of Wolf 630). However, since the Wolf 630 moving group has a mean $[\text{Fe}/\text{H}]$ of ~ -0.14 dex (Boesgaard & Friel 1990) almost none of the stars would remain in our Strömgren sample. Schuster & Nissen (1989) estimated the scatter of their calibration to 0.16 dex. When we compare the estimated metallicities with spectroscopic abundances the differences are much smaller, around 0.06 dex. Thus we may expect these stars to be removed also in the Strömgren sample. In the spectroscopic sample all would be removed. We conclude that the contamination of our sample by stars from the Wolf 630 moving group is negligible.

Eggen (1998a) suggested that the open cluster NGC 6791 might be part of the HR 1614 moving group. This is ruled out by two recent studies by Tripico et al. (1995) and Chaboyer et al. (1999) which both agree that the open cluster has an age around 8–10 Gyr. This means that even

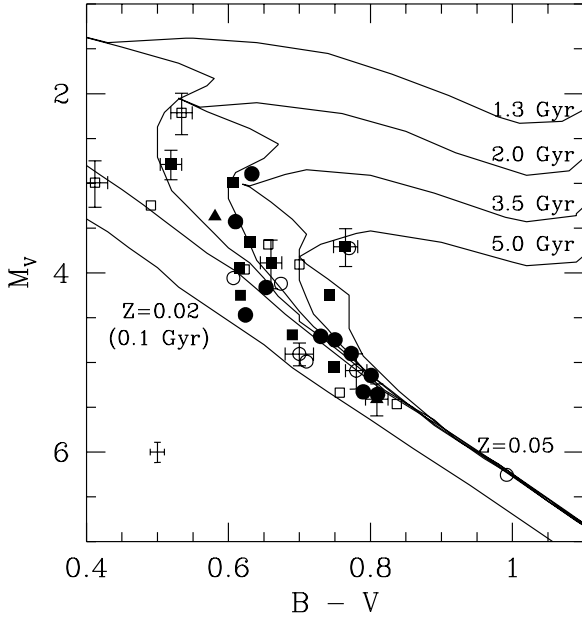


Fig. 8. The HR-diagram for box 5 for stars with $[\text{Me}/\text{H}] > 0.0$ dex. All stars have $\sigma_\pi/\pi < 0.125$ and all filled symbols refers to stars with $[\text{Me}/\text{H}] > 0.1$ while open symbols to stars with $0.0 < [\text{Me}/\text{H}] < 0.1$. Typical 1σ error-bars on M_V and $B - V$ are shown in the lower left corner. For stars with larger error-bars we explicitly draw those. \bullet refers to stars inside the tilted strip in Fig. 7 a with $[\text{Me}/\text{H}] > 0.1$ dex and $\sigma_\pi/\pi < 0.05$. \blacktriangle the remaining metal-rich stars inside the strip but with larger errors. \blacksquare stars with $[\text{Me}/\text{H}] > 0.1$ dex and outside the strip. \circ stars with $[\text{Me}/\text{H}] < 0.1$ and inside the strip, and finally box stars outside the strip and with $[\text{Me}/\text{H}] < 0.1$. The ZAMS are from Bertelli et al. (1994) for $Z = 0.02$ and 0.05 which correspond to $[\text{Fe}/\text{H}] = 0.0$ and 0.4 dex. For $Z = 0.05$ we also show the isochrones with ages as indicated.

if we allow for the uncertainties in our age determination due to uncertainties in the modeling of stellar evolutionary tracks the age of the HR 1614 moving group is > 5 Gyr younger than the old open cluster NGC 6791. Also, the metallicity of NGC 6791 is almost 0.2 dex higher than that of the HR 1614 moving group. Combining these facts the association of the HR 1614 moving group with NGC 6791 must be incorrect.

Our sample provides a sample for future studies of the abundance profiles in old moving groups to address the question whether or not today's field stars originate in stellar clusters subsequently dissolved. It is at the higher metallicities, i.e. $[\text{Fe}/\text{H}] \geq 0.1$ dex, that differences in star formation histories will manifest themselves in the abundance ratios (e.g. Pagel 1997, fig 8.6, and Matteucci 1991). If metal-rich stars in the field originate in clusters then abundance ratios for stars in a metal-rich moving group should be identical to those of the field stars in the solar

neighbourhood. On the other hand if the moving groups are not the source of the field stars then it is most likely that their star formation rate was different and thus the resulting elemental abundances will be different. If the star formation rate was more rapid in the cluster than what is typical for the places where the metal-rich stars, now in the solar neighborhood, were born then the $[\alpha/\text{Fe}]$ will be larger at say $[\text{Fe}/\text{H}] \sim 0.2$ dex for the group stars than for the field stars. If on the other hand the star formation rate was lower $[\alpha/\text{Fe}]$ will be smaller, Pagel (1997 Fig. 8.6).

10. Summary

Utilizing the new possibilities given by the Hipparcos mission we perform, for the first time, an unbiased search in the UV -plane of all stars with measured radial velocities and find an over-density of stars more metal-rich than the Sun close to the U and V values associated with the moving group HR 1614 (Eggen 1998b). Supported by dynamical simulations we find that old moving groups in fact does exist, at least the HR 1614 moving group. The selection criterion for the HR 1614 moving group in the UV -space is further refined using metallicities derived from Strömgren photometry. This new criterion is applied to the large catalogue of all Hipparcos stars with measured radial velocities and Strömgren photometry resulting in a new determination of the probable age of the moving group.

We derive an age of 2 Gyr using the Bertelli et al. (1994) isochrones and a iron abundance of $+0.19 \pm 0.06$ dex using available data, from high resolution spectroscopy, in the literature.

We also provide a comparison of $[\text{Me}/\text{H}]$ derived from Strömgren photometry of the Hauk & Mermilliond catalogue (1998) using the Schuster & Nissen (1989) calibration. The comparison shows that the Strömgren $[\text{Me}/\text{H}]$ and $[\text{Fe}/\text{H}]$ for F and G type dwarf and sub-giant stars are in extremely good agreement with $[\text{Fe}/\text{H}] - [\text{Me}/\text{H}] = +0.015 \pm 0.076$.

The sample of bright main-sequence and turn-off stars that are probable members of the moving group HR 1614 is presented in Table 1. They make up a sample for further investigations into the abundance profile of this old, metal-rich moving group.

Acknowledgements. This work has made use of the SIMBAD on-line database search facility maintained by the CDS, Strasbourg. JH acknowledges the financial support of the Swedish National Space Board. The Royal Physiographic Society in Lund is thanked for providing funding for computer facilities. The anonymous referee is thanked for providing constructive remarks that lead to a revision and considerable improvement of the paper.

References

Asiain R., Figueras F., Torra J., Chen B., 1999, A&A 341, 427

- Barbier-Brossat M., Petit M., Figon P., 1994, A&AS 108, 603
Barrado y Navascués D., 1998, A&A 339, 831
Bertelli G., Bressan A., Chiosi C., Fagotto F., Nasi E., 1994, A&AS 106, 275
Boesgaard A., Friel E.D., 1990, ApJ 351, 467
Chaboyer B., Green E.M., Liebert J., 1999, AJ 117, 1360
Dehnen W., 1998, AJ 115, 2384
Dehnen W., 1999, ApJ 524, L35
Dehnen W., Binney J., 1998, MNRAS 294, 429
Edvardsson B., Andersen J., Gustafsson B., et al., 1993, A&A 275, 101
Eggen O.J., 1971, ApJS 22, 389
Eggen O.J., 1978, ApJ 222, 203
Eggen O.J., 1992, AJ 104, 1906
Eggen O.J., 1998a, AJ 115, 2435
Eggen O.J., 1998b, AJ 115, 2453
ESA, 1992, The Hipparcos Input Catalogue, ESA SP-1136
ESA, 1997, The Hipparcos and Tycho Catalogues, ESA SP-1200
Favata F., Micela G., Sciortino S., 1997, A&A 323, 809
Feltzing S., Gustafsson, B. 1998, A&AS 129, 237
Fuhrmann K. 1998, A&A 338, 161
Grenier S., Baylac M.-O., Rolland L., et al., 1999, A&AS 137, 451
Hauck B., Mermilliod M., 1998, A&AS 129, 431
Hearnshaw J.B., 1974, A&A 34, 263
Hufnagel B., Smith G.H., 1994, PASP 106, 1068
Matteucci F., 1991 in *SN1987A and other supernovae*, eds Danziger & Kj  r, 703
Odenkirchen M., Soubiran C., Colin J., 1998, New Astronomy 3, 583
Oinas V., 1974, ApJS 27, 391
Olsen E.H., 1988, A&A 189, 173
Pagel B.E.J., 1997, "Nucleosynthesis and Chemical Evolution of galaxies", CUP
Raboud D., Grenon M., Martinet L., Fux R., Udry S., 1998, A&A 335, L61
Rocha-Pinto H.J., Maciel W.J., 1998, MNRAS 298, 332
Skuljan J., Cottrell P.L., Hearnshaw J.B., 1997, ESA SP-402 525
Smith G.H., 1983, AJ 88, 1775
Spitzer L., 1958, ApJ 127, 17
Schuster W.J., Nissen P.E., 1989, A&A 221, 65
Taylor B.J., 1996, ApJS 102, 105
Tripicco M.J., Bell R.A., Dorman B., Hufnagel B., 1995, AJ 109, 1697
Wielen R., 1977, A&A 60, 263
Wyse R.F.G., Gilmore G., 1995, AJ 110, 2771