

Fragmentation Instability of Molecular Clouds: Numerical Simulations¹

Rémy Indebetouw²

CASA, University of Colorado, Boulder, CO, 80309

and

Ellen G. Zweibel³

JILA, University of Colorado, Boulder, CO, 80309

ABSTRACT

We simulate fragmentation and gravitational collapse of cold, magnetized molecular clouds. We explore the nonlinear development of an instability mediated by ambipolar diffusion, in which the collapse rate is intermediate to fast gravitational collapse and slow quasistatic collapse. Initially uniform stable clouds fragment into elongated clumps with masses largely determined by the cloud temperature, but substantially larger than the thermal Jeans mass. The clumps are asymmetric, with significant rotation and vorticity, and lose magnetic flux as they collapse. The clump shapes, intermediate collapse rates, and infall profiles may help explain observations not easily fit by contemporary slow or rapid collapse models.

1. Introduction

The interstellar magnetic field plays an important role in the dynamics of molecular clouds and the collapse of dense cloud cores into protostars. Magnetic pressure and tension combine with thermal and turbulent kinetic pressure to resist gravitational collapse. The role of the magnetic field is often simply characterized by a critical mass M_{crit} which depends on the magnetic flux threading the cloud (Mestel & Spitzer 1956; Mouschovias & Spitzer 1976; Tomisaka, Ikeuchi, & Nakamura 1988; McKee *et al.* 1993; Mestel 1999). Clouds with $M > M_{\text{crit}}$ are termed supercritical and collapse on a dynamical time-scale: the magnetic field can have a moderate effect on the morphology of collapse and can slow collapse in the cloud envelope (*e.g.* Black & Scott 1982), but cannot significantly slow collapse in the core. Clouds with $M < M_{\text{crit}}$ are termed subcritical, and evolve on a longer time-scale as magnetic support is lost

due to ambipolar diffusion. The magnetic field is redistributed within the cloud so that the inner parts become supercritical. The cloud is then differentiated into a dynamically collapsing core with a magnetically supported envelope (Ciolek & Mouschovias 1993; Fiedler & Mouschovias 1993; Basu & Mouschovias 1994; Ciolek & Mouschovias 1994; Safier, McKee, & Stahler 1997; Ciolek & Königl 1998). Much progress has been made in following this type of evolution through 6 or more orders of magnitude of increase in central density, including the effects of rotation as well as detailed chemistry and grain physics. The outcomes of these calculations include detailed density, bulk velocity, ion-neutral drift velocity, magnetic field, and grain and ion abundance profiles in axisymmetric clouds, as well as an appreciation of the timescales, rate of magnetic flux loss, and role of magnetic braking in this mode of isolated star formation.

This theoretical picture can be observationally tested (see recent reviews by Evans 1999; Myers, Evans, & Ohashi 1999). So far, the results are ambiguous. Flow toward an isolated infrared source in the Bok globule B335 is well described by an

¹in press, ApJ 532, April 1, 2000

²indebeto@casa.colorado.edu

³zweibel@solarz.colorado.edu

inside-out collapse model (Zhou *et al.* 1990, 1993; Zhou 1995). The density distribution and measured magnetic field strength in the cloud B1 have been fit by a model with a subcritical envelope and a core which has evolved to a supercritical state by ambipolar drift (Crutcher *et al.* 1994). On the other hand, in some respects the existing models appear to be incomplete. Clumps and cores are not axisymmetric; Myers *et al.* (1991) surveyed 16 dense cores a few tenths of a parsec in size and pointed out that at least 6 of them are likely to be prolate. Ryden (1996) made a statistical argument, based on a larger sample, that clumps and globules are more likely prolate or triaxial than oblate. Ward-Thompson, Motte, & André (1999) showed that asphericity appears also at smaller scales. Collapse guided by a magnetic field could produce oblate clouds, but not prolate ones. It also appears unlikely that rotation accounts for the flattening; this has been shown quantitatively in the case of L1527 (Ohashi *et al.* 1997). Thus, the shapes are unexplained. Moreover, in some cases in which infall has been measured directly, it is more spatially extended, with faster velocities in the outer parts, than expected from the standard models of inside-out collapse or gravitational motion driven by ambipolar drift. This has been shown in the case of L1544 by Tafalla *et al.* (1998), and for 6 other starless cloud cores by Gregersen (1998). (Interestingly, a model of L1544 has been recently constructed by Ciolek & Basu (2000) to match the observations of Tafalla *et al.* (1998). The model requires a mass-to-flux ratio more nearly critical than previously published models by the same authors, and appears to display the same intermediate collapse discussed in this paper, although the authors do not call it out as such.) Finally, there are observations which relate to the timescale for collapse of molecular clouds into protostars. Lee & Myers (1999) find collapse timescales of ~ 0.3 - 1.6 Myr from the ratio of the numbers of starless cores to cores with embedded young stellar objects. They state that this requires collapse 2-44 times faster than ambipolar drift models. These observations suggest that another ingredient may be required to explain the collapse of molecular clouds: the decay of turbulent support (Myers & Lazarian 1998), or, as we explore in this paper, a magnetogravitational instability mediated by ambipolar drift.

The magnetic field likely also plays an important role in other aspects of collapse, which are still incompletely understood. The mechanism by which molecular clouds fragment, and the masses and morphology of those fragments, is clearly of importance to the stellar initial mass function and the origin of binary systems. The magnetic field can exert strong forces on many scales, affecting fragmentation (*e.g.* Boss 1997, 1999). The field may also be a source of kinetic energy in the cloud, if the free energy of an ordered field can be released as turbulent motions. These issues have not been studied thoroughly in the detailed axisymmetric models of gravitational contraction with ambipolar drift referenced above because they would require calculations with no constraints on spatial symmetry.

In this paper, we address some of these issues by studying a simple problem: the evolution of small perturbations to an initially uniform, magnetically subcritical sheet of weakly ionized gas with a uniform magnetic field perpendicular to its plane. The perturbations evolve under the influence of magnetic tension, self gravity, thermal pressure, and ambipolar drift. Typically the sheet breaks up into a small number of fragments of elongated shape which are collapsing, losing magnetic flux through ambipolar drift, and interacting gravitationally with one another. The magnetic fields associated with these asymmetric clumps generate local vorticity (the net angular momentum of the sheet is identically zero). The characteristic vorticity structure is a vortex pair which flanks each clump and is associated with strong streaming motions along it. The clump masses are typically of order 1 - $10 M_{\odot}$, and scale with temperature like the Jeans mass, but are typically larger because of magnetic support. The main features of collapse in this geometry were predicted by the linear stability analysis of Zweibel (1998; hereafter Z98); there is also some overlap with the earlier stability analysis in 3D by Langer (1978). Here we follow the evolution into the nonlinear regime and follow the growth of density fluctuations from $.01$ to up to 10 times the mean surface density. Collapse occurs on an intermediate time-scale, slower than the dynamical or free-fall time-scale, but faster than the ambipolar diffusion time-scale. As noted above, this intermediate collapse rate may be observed in some clouds (*e.g.* Lee & Myers 1999;

Gregersen 1998). As no restrictions are placed on the morphology of the clumps, we can begin to explore the nature of flux loss and collapse in more complicated geometries than isolated axisymmetric clouds. One outcome suggested by linear theory which we have not resolved is whether stored magnetic energy is converted to turbulence, as there is no stored magnetic energy in the system initially.

The unperturbed initial geometry, governing equations, and linear theory are described in §2. Section 3 contains a description of the numerical method and main results: the collapse rate is discussed in §3.1, the relationship between magnetic field \mathbf{B} and density ρ or surface density σ in §3.2, size of fragments in §3.3, velocity structure in §3.4, and distribution of energy in §3.5. The validity of the approximations is discussed in §4, and the summary and conclusions are in §5.

2. Governing Equations and Linear Theory

We simulate a flat slab of cold gas with the magnetic field initially perpendicular to the slab (the \hat{z} direction). Z98 discusses the linear theory for this model when the cloud temperature T equals 0. In this section we review the model in the more general case $T > 0$. We recall the results of the linear theory and discuss the consequences of adding thermal pressure.

A flat slab-like model has observational and theoretical motivation: molecular clouds commonly have sheet or filament-like structure (although detailed, high-resolution information on the field orientation in such structures is not yet available for many objects). In a fairly quiescent environment, a roughly spherical molecular cloud with a large-scale, dynamically significant, ordered magnetic field will relax into a pancake or slab as matter drains down the field lines. Magnetic forces will allow comparatively little contraction perpendicular to the field direction, resulting in a slab with a predominantly perpendicular field. Such slabs could also be formed by shock waves propagating parallel to the local magnetic field.

We use a simple initial state with small ($< 1\%$) perturbations. The boundary conditions are periodic in the horizontal (\hat{x} and \hat{y}) directions and the initial surface density σ_0 and magnetic field

B_{z0} are uniform. The unperturbed initial state was chosen for computational simplicity, as self-consistent finite disk and slab-like equilibrium states cannot generally be described by simple expressions in closed form. (*e.g.* Parker 1974; Mouschovias 1976; Baureis *et al.* 1989; Mestel & Ray 1985). We note that our initial state is not technically one of static equilibrium, but rather a version of the commonly used Jeans swindle, in which the unperturbed gravitational potential is discarded (see *e.g.* discussion in Binney & Tremaine (1987)).

2.1. Governing Equations

We begin with the equations of ideal magnetohydrodynamics for two inviscid, non-resistive, interacting, magnetized fluids, one charged and the other neutral. Since sources and sinks are expected to dominate advection in the ion continuity equation, we treat directly only the continuity equation for neutrals, and parameterize the ion behavior through equation (2-10). The governing MHD equations are thus the equation of continuity for neutral particles,

$$\frac{\partial \rho_n}{\partial t} + \nabla \cdot (\rho_n \mathbf{v}) = 0, \quad (2-1a)$$

equations of motion for the two species,

$$\rho_n \frac{D_n \mathbf{v}_n}{D_n t} + \nabla P_n + \rho_n \nabla \Phi_G \quad (2-1b)$$

$$+ \rho_n \nu_{ni} (\mathbf{v}_n - \mathbf{v}_i) = 0,$$

$$\rho_i \frac{D_i \mathbf{v}_i}{D_i t} + \nabla P_i + \rho_i \nabla \Phi_G \quad (2-1c)$$

$$- \rho_i \nu_{in} (\mathbf{v}_n - \mathbf{v}_i) = \frac{(\nabla \times \mathbf{B}) \times \mathbf{B}}{4\pi},$$

the induction equation

$$\frac{\partial \mathbf{B}}{\partial t} = \nabla \times (\mathbf{v}_i \times \mathbf{B}), \quad (2-1d)$$

and Poisson's equation

$$\nabla^2 \Phi_G = 4\pi G \rho. \quad (2-1e)$$

Subscripts i and n denote ions and neutral particles respectively. $D_\alpha / D_\alpha t$ is the convective derivative for species α . The ion-neutral collision frequency is $\nu_{in} = \rho_n \langle \sigma v \rangle / (m_i + m_n)$, and

ν_{ni} is the neutral-ion collision frequency ($\rho_i \nu_{in} = \rho_n \nu_{ni}$). In the context of collision rates only, the symbol σ represents the cross-section for elastic collisions; elsewhere it represents surface density. The gravitational potential is Φ_G , and \mathbf{v} , ρ , P , and \mathbf{B} are the velocity, density, pressure, and magnetic field, respectively. We work on large scales and at low temporal frequencies for which the ions and electrons are coupled.

We assume that the ionization fraction in the cloud is low. For dense molecular gas which is ionized by cosmic rays and recombines on grains, $n_i/n_n \sim K n_n^{-1/2}$, where $K \sim 1.1 \times 10^{-5}$ (McKee *et al.* 1993). Departures from and generalizations of this ionization law are discussed below, see eq. [2-10]. Therefore, $\rho_n \approx \rho$ and $\mathbf{v}_n \approx \mathbf{v}$. If the neutral-ion collision time is much less than a dynamical time, the ambipolar drift velocity \mathbf{v}_D can be written in the standard form (Shu 1983):

$$\mathbf{v}_D \equiv \mathbf{v}_i - \mathbf{v}_n = \frac{(\nabla \times \mathbf{B}) \times \mathbf{B}}{4\pi\nu_{in}\rho_i}. \quad (2-2)$$

The flat geometry allows significant simplification of the equations by taking a vertical integral in the limit of infinitesimal vertical thickness. For example, the magnetic force simplifies to:

$$\lim_{\epsilon \rightarrow 0} \int_{-\epsilon}^{+\epsilon} dz \frac{(\nabla \times \mathbf{B}) \times \mathbf{B}}{4\pi} = \quad (2-3)$$

$$\lim_{\epsilon \rightarrow 0} \frac{B_z}{4\pi} [B_x \hat{x} + B_y \hat{y}]_{-\epsilon}^{+\epsilon} = \frac{B_z \mathbf{B}_h}{2\pi}. \quad (2-4)$$

In the limit of an infinitesimally thin disc or slab, the vertical component of the magnetic field B_z is continuous with respect to the plane of the slab (the \hat{z} direction), and the horizontal component \mathbf{B}_h is antisymmetric (reverses sign) with respect to the plane of the slab.

In addition, we assume the vertical component of the velocity is negligible compared to the horizontal components ($v_z \ll v_x, v_y$). Lovelace & Zweibel (1997) found that thin disks are generally stable to warping modes, so we expect predominantly horizontal motion.

In the limit of zero gas density and thermal pressure outside the slab, the external magnetic field relaxes instantaneously to an equilibrium state, shown in Z98 to be a current-free or potential field state. We therefore assume that the magnetic field at $z \neq 0$ is a potential field. This allows

us to calculate only the vertical part of the magnetic field in the disc, rather than all three components in a three-dimensional domain, a tremendous simplification. Limitations of this approximation, and corrections to it, are discussed in more detail in §4.1 and the Appendix.

The resulting system of 2-dimensional equations are as follows: The equation of continuity

$$\frac{\partial \sigma}{\partial t} + \nabla_h \cdot (\sigma \mathbf{v}_h) = 0, \quad (2-5a)$$

of motion

$$\sigma \frac{D\mathbf{v}_h}{Dt} + \nabla_h P + \sigma \nabla_h \Phi_G = \frac{\mathbf{B}_h B_z}{2\pi} \quad (2-5b)$$

$$v_z = 0, \quad (2-5c)$$

the definition of the ambipolar drift velocity

$$\mathbf{v}_{Dh} = \frac{B_z \mathbf{B}_h}{2\pi\nu_{in}\sigma_i}, \quad (2-5d)$$

the induction equation

$$\frac{\partial B_z}{\partial t} = -\nabla_h \cdot [(\mathbf{v}_h + \mathbf{v}_{Dh}) B_z], \quad (2-5e)$$

the potential field equations

$$B_z = \frac{\partial \Phi_M}{\partial z}, \quad (2-5f)$$

$$\mathbf{B}_h = \nabla_h \Phi_M, \quad (2-5g)$$

and Poisson's equation

$$\frac{\partial \Phi_G}{\partial z} = 2\pi G \sigma. \quad (2-5h)$$

The gravitational and magnetic potentials are Φ_G and Φ_M respectively, σ is the surface density, and h denotes horizontal components (*e.g.*, \mathbf{v}_{Dh} is the horizontal drift velocity). We assume an isothermal equation of state $P = a^2 \sigma$.

Equations for an axisymmetric disk of small but finite half thickness Z were derived by Ciolek & Mouschovias (1993). Their equations contain correction terms of order Z/R , where R is the distance from the axis of symmetry; these terms include magnetic pressure, which provides a restoring force which we neglect, and corrections to the normal direction, which is tilted slightly from the vertical because Z depends on R . These terms go smoothly to zero in the limit $Z/R \rightarrow 0$. For

canonical values of physical parameters in dense molecular clouds, we find $Z/R < 1/10$. Strictly speaking, we should retain the magnetic pressure gradient, as Ciolek & Mouschovias (1993) do, because it is of the same order as, although generally less than, the thermal pressure gradient, and also provides a restoring force. However, magnetic tension clearly dominates magnetic pressure at the long wavelengths of greatest interest here, while as the wavenumber increases the rate of ambipolar drift increases as well, so that the magnetic pressure force at short wavelengths is less than it would be if the magnetic field were frozen in. Moreover, we know that there is a 3D version of the instability which is driven by magnetic pressure alone. We study the instability driven by tension, but the existence and nature of the instability should be the same whether it is driven by tension or pressure. For all these reasons, we think that the neglect of magnetic pressure is not a major source of error.

2.2. Nondimensionalization

All quantities in the problem are scaled by a self-consistent set of characteristic quantities. Given an initial vertical magnetic field B_{z0} , we choose as the characteristic surface density that which is marginally stable to collapse in the zero temperature limit (Nakano & Nakamura 1978),

$$\sigma_{c0} \equiv \frac{B_{z0}}{2\pi G^{1/2}}. \quad (2-6)$$

In a 3-dimensional model of a cold magnetized molecular cloud, one logical choice would be to use the Alfvén velocity as a characteristic velocity. The 2-dimensional geometry precludes this approach, because the quantity $B_z/\sqrt{2\pi\sigma}$ which arises naturally has dimensions not of (a 2-D Alfvén) velocity but rather of $\text{length}^{1/2}/\text{time}$. A length scale is thus required. A logical choice in this geometry is the scale height of the slab, $H = a^2/2\pi\sigma G$, but this is undesirable because the problem of most interest is a cold cloud, in which the isothermal sound speed $a^2 \rightarrow 0$. Instead we choose a characteristic length scale L , which will be the horizontal domain size, or equivalently the largest spatial wavelength in the simulation (Of course, L scales out of all final results when expressed in dimensional units). The characteristic velocity is the Alfvén speed for the critical surface

density and magnetic field

$$v_{a0} \equiv B_{z0} \sqrt{\frac{L}{2\pi\sigma_{c0}}}, \quad (2-7)$$

and the characteristic time is simply

$$t_{c0} \equiv \frac{L}{v_{a0}}. \quad (2-8)$$

The nondimensionalized variables are as follows:

$$\begin{aligned} \omega &\equiv \frac{\sigma}{\sigma_{c0}}, & \beta &\equiv \frac{\mathbf{B}}{B_{z0}}, \\ \tau &\equiv \frac{t}{t_{c0}}, & (\mu, \nu) = \boldsymbol{\nu} &\equiv \frac{\mathbf{v}}{v_{a0}}, \\ \nabla_h \leftarrow \frac{\nabla_h}{L}, & & \xi, \eta, \zeta &\equiv \frac{x, y, z}{L}, \\ \phi_G &\equiv \frac{t_{c0}}{L^2} \Phi_G, & \text{and } \phi_M &\equiv \frac{\Phi_M}{B_{z0}L}. \end{aligned} \quad (2-9)$$

2.3. Parameterization of Ambipolar Drift

We assume that the product of the ion surface density σ_i and the ion-neutral collision frequency ν_{in} is related to the surface density $\sigma \simeq \sigma_n$ according to the simple *ansatz*:

$$\frac{\delta(\sigma_i \nu_{in})}{\sigma_i \nu_{in}} = \alpha \frac{\delta\sigma}{\sigma}. \quad (2-10)$$

If the ionization fraction x scales as the neutral density n_n^{-q} , and the scale height H scales as σ^{-1} , then $\alpha = 3 - 2q$. Often q is taken to be 0.5 (McKee *et al.* 1993), but a detailed treatment of grain dynamics in contracting cores (Ciolek & Mouschovias 1994, 1995, 1998) shows that the parameter q continuously decreases throughout contraction, and may range from ~ 0.6 to less than 0.1 as the central density increases by about 6 orders of magnitude. We have tested the sensitivity of our results to the value of α by comparing models with α ranging from 0 to 3, and find that the results differ by less than 5% as the density perturbations grow from .01 to 1.5 times the mean density (This is consistent with linear perturbation theory, which predicts that the value of α enters only if the unperturbed initial state has an inclined magnetic field; Z98). In view of the insensitivity of the results to α , as well as the fact that the volume density increases by less than 2 orders of magnitude in our calculations, we regard the *ansatz* equation (2-10) as adequate.

To compare with the linear theory, we use a nondimensional form of the drift frequency $\Gamma = t_{c0} k B_{z0}^2 / 2\pi \sigma_i \nu_{in}$. (Z98 uses the *dimensional* $\Gamma =$

$kB_{z0}^2/2\pi\sigma_i\nu_{in}$.) In the simulation, it is convenient to compute the evolution of the drift independent of spatial wavenumber k . We use the quantity Γ/kL , which is $\Gamma/2\pi$ for the lowest spatial wavenumber $k = 2\pi/L$.

The full set of governing equations in conservative form are as follows:

$$\frac{\partial\omega}{\partial\tau} = -\nabla_h \cdot (\omega\boldsymbol{\nu}_h), \quad (2-11a)$$

$$\begin{aligned} \frac{\partial}{\partial\tau}\omega\boldsymbol{\nu}_h &= -\nabla_h \cdot (\omega\boldsymbol{\nu}_h\boldsymbol{\nu}_h) - a^2\nabla_h\omega \\ &\quad -\omega\nabla_h\phi_G + \beta_z\beta_h, \end{aligned} \quad (2-11b)$$

$$\omega = \left. \frac{\partial\phi_G}{\partial\zeta} \right|^+, \quad (2-11c)$$

$$\boldsymbol{\beta}_h = \nabla_h\phi_M, \quad (2-11d)$$

$$\beta_z = \frac{\partial\phi_M}{\partial\zeta}, \quad (2-11e)$$

$$\frac{\partial\beta_z}{\partial\tau} = -\nabla_h \cdot [\beta_z(\boldsymbol{\nu} + \boldsymbol{\nu}_D)], \quad (2-11f)$$

$$\boldsymbol{\nu}_D = \beta_z\boldsymbol{\beta}_h \frac{\Gamma}{kL}, \quad (2-11g)$$

$$\frac{\partial}{\partial\tau} \left(\frac{kL}{\Gamma} \right) = \frac{kL}{\Gamma} \frac{\alpha}{\omega} \frac{\partial\omega}{\partial\tau}. \quad (2-11h)$$

Note that we interpret equation (2-10) as an Eulerian relation in equation (2-11h).

2.4. Physically Reasonable Parameter Regime

The input parameters for the model are the sound speed a , the strength of the initial magnetic field relative to the surface density $B_{z0}/2\pi G^{1/2}\sigma_0 = 1/\omega_0$, the drift parameter Γ , and the constant α which determines the perturbation to the collision rate (see eq. [2-10]).

Typical magnetic fields in dense clouds are $30\mu\text{G}$ (Myers & Goodman 1988b), and we choose the nondimensionalization length scale (see §2.2) to be 1pc, a typical size for a dense cloud or cloud core and its close neighborhood. A typical cold cloud temperature is 10K, and the average molecular weight is that of molecular hydrogen with 10% helium, $m_n = 3.9 \times 10^{-24}\text{g}$. This yields the following expressions for the Alfvén and sound speeds:

$$\begin{aligned} v_{a0}^2 &= B_{z0}^2 \frac{L}{2\pi\sigma_0 c_0} \\ &= B_{z0} L G^{1/2} \end{aligned} \quad (2-12a)$$

$$= 2.4 \times 10^{10} \frac{\text{cm}^2}{\text{s}^2} \left(\frac{B_{z0}}{30\mu\text{G}} \right) \left(\frac{L}{\text{pc}} \right),$$

$$a^2 = \frac{k_B T}{m}, \quad (2-12b)$$

$$\begin{aligned} \frac{a^2}{v_{a0}^2} &\simeq 0.02 \left(\frac{T}{10\text{K}} \right) \left(\frac{\text{pc}}{L} \right) \left(\frac{30\mu\text{G}}{B_{z0}} \right) \\ &\quad \times \left(\frac{3.9 \times 10^{-24}\text{g}}{m_n} \right). \end{aligned} \quad (2-12c)$$

From now on, a^2 will be given in units of v_{a0}^2 .

The initial surface density is chosen to be $\simeq 0.02 \text{ g cm}^{-2}$, or about $100 \text{ M}_\odot \text{ pc}^{-2}$. This corresponds not only to a typical column density for a dense cold cloud ($N_H \sim 10^{22} \text{ cm}^{-2}$), but also to the surface density that would result if a spherical cloud of typical number density (10^4 cm^{-3}) and typical size (several 10^{18}cm) collapsed along a large-scale magnetic field into a thin pancake or disc. The following expression for the normalized surface density results:

$$\begin{aligned} \omega_0 &= \frac{2\pi G^{1/2}\sigma_0}{B_{z0}} \\ &\simeq 1.0 \left(\frac{30\mu\text{G}}{B_{z0}} \right) \left(\frac{\sigma_0}{0.02 \text{ g cm}^{-2}} \right). \end{aligned} \quad (2-13)$$

Thermal pressure raises the critical surface density for gravitational collapse, and for a cloud at $T = 10\text{K}$ the value of ω_0 for the fiducial parameters in equation (2-13) is 0.864 of that critical surface density ω_{crit} .

Thermal pressure imparts a finite scale height to the disk

$$\begin{aligned} H &= \frac{a^2}{2\pi\sigma_0 G} \\ &\simeq 4 \times 10^{16} \text{cm} \left(\frac{T}{10\text{K}} \right) \left(\frac{0.02 \text{ g cm}^{-2}}{\sigma_0} \right) \\ &\quad \times \left(\frac{3.9 \times 10^{-24}\text{g}}{m_n} \right). \end{aligned} \quad (2-14)$$

Clearly, $H \ll L$. An inclined magnetic field exerts a pinching force, compressing the disk and reducing H further (Wardle & Königl 1993).

Determination of the drift parameter Γ requires an expression for the neutral-ion collision frequency, $\nu_{ni} \simeq 2 \times 10^{-9} n_i \text{ cm}^3 \text{ s}^{-1}$ (Draine, Roberge, & Dalgarno 1983) and the density of ions. We assume $n_i = K n_n^{1/2}$, where $K \simeq 1.1 \times 10^{-5} n_n^{1/2}$

$\text{cm}^{-3/2}$ (McKee *et al.* 1993). Using these relations

$$\begin{aligned}\Gamma &= \frac{kt_{c0}B_{z0}^2}{2\pi\sigma_i\nu_{in}} \\ &= \frac{kt_{c0}B_{z0}^2}{2\pi\sigma_0\nu_{ni}} \\ &\sim 0.059 \left(\frac{\text{pc}}{L}\right)^{\frac{1}{2}} \left(\frac{B_{z0}}{30\mu\text{G}}\right)^{\frac{3}{2}} \left(\frac{0.02 \text{ g cm}^{-2}}{\sigma_0}\right) \\ &\quad \times \left(\frac{5 \times 10^4 \text{ cm}^{-3}}{n_n}\right)^{\frac{1}{2}} \left(\frac{k}{2\pi/L}\right).\end{aligned}\quad (2-15)$$

The fiducial value of n_n which appears here is consistent with the other parameters: $n_n = \pi G \sigma_0^2 / k_B T$.

Although equation (2-15) shows that Γ does not depend on the scale height H , since the temperature of molecular clouds is quite well determined it is useful to rewrite Γ in a way which does depend on H and suppresses the dependence on some of the other parameters. We have

$$\begin{aligned}\Gamma &= \frac{4\pi^{3/2}(m_n G)^{3/2}}{K\langle\sigma v\rangle\omega_0^{3/2}} \left(\frac{H}{L}\right)^{1/2} \\ &= 0.56 \left(\frac{H}{L}\right)^{1/2},\end{aligned}\quad (2-16)$$

where we have used the standard values for all the constants. Equations (2-14) and (2-16) suggest $\Gamma \leq 0.1$ for typical parameters.

2.5. Linear Theory

The collapse rate for a linear perturbation with positive thermal pressure can be easily calculated (see Z98 for the calculation at $T=0\text{K}$). The physical quantities ω , β_z , ν and governing equations (2-5a-2-5h) are linearized and reduced to one horizontal spatial dimension. Assuming a single Fourier mode

$$\omega \rightarrow \omega_0 + \omega e^{\gamma\tau + ik\xi - k|\zeta|}, \quad (2-17a)$$

$$\beta_z \rightarrow 1 + \beta_z e^{\gamma\tau + ik\xi - k|\zeta|}, \quad (2-17b)$$

$$\nu \rightarrow \nu e^{\gamma\tau + ik\xi - k|\zeta|} \quad (2-17c)$$

leads to the dispersion relation

$$\gamma^3 + \Gamma\gamma^2 + \left[\gamma_G^2 \left(\frac{1}{\omega_0^2} - 1\right) + \gamma_T^2\right] \gamma - \gamma_G^2 \Gamma + \gamma_T^2 \Gamma = 0, \quad (2-18)$$

where $\gamma_G = \sqrt{\omega_0 k L}$ is the nondimensionalized gravitational frequency, and $\gamma_T = akL$ is the nondimensionalized thermal frequency.

Equation (2-18) has two limits which provide some insight into what follows. In the limit $\Gamma = 0$ we recover the dispersion relation for waves driven by magnetic tension, thermal pressure, and self-gravity; the first two forces are stabilizing and the last is destabilizing. The system is stable for all wavenumbers if $\omega_0 < 1$, but if $\omega_0 > 1$, the system is unstable for wavenumbers $k < k_c(\Gamma = 0) \equiv H^{-1}(\omega_0^2 - 1)/\omega_0^2$. (In a system of finite size L , k is bounded from below by $2\pi/L$, leading to the absolute stability criterion $\omega_0 < \omega_{crit}$ which we present below). The maximum growth rate, in dimensional form (recall that in equation (2-18), γ is given in units of t_{c0}^{-1}), is $\gamma_{max}(\Gamma = 0) = \pi G \sigma_0 (\omega_0^2 - 1)/(a \omega_0^2)$, and occurs at a wavenumber $k_m(\Gamma = 0) = \frac{1}{2}k_c(\Gamma = 0)$ (in these dimensional expressions, a is the *dimensional* sound speed).

In the limit of large Γ , the magnetic field is uncoupled from the gas, and the dispersion relation reverts to that of an unmagnetized slab. The system is unstable for $\gamma_G^2 > \gamma_T^2$, or $k < k_c(\Gamma \rightarrow \infty) \equiv 2\pi G \sigma_0 / a^2 = H^{-1}$. The maximum growth rate, which occurs at $k_m(\Gamma \rightarrow \infty) = \frac{1}{2}k_c(\Gamma \rightarrow \infty)$, is $\gamma_{max}(\Gamma \rightarrow \infty) = \pi G \sigma_0 / a$. (Again, in these dimensional expressions, a is dimensional).

The maximum growth rate, and the wavenumber at which it occurs, is always less for a magnetized but supercritical cloud than for an unmagnetized cloud, and, as expected, the supercritical case approaches the unmagnetized case as the magnetic field strength decreases to zero.

In this paper we are interested in clouds which are magnetically subcritical, so that they would be stable in the limit $\Gamma = 0$, but would be unstable if the magnetic field were removed. That is, we are interested in clouds with a length much larger than the unmagnetized Jeans length. A small but nonzero Γ destabilizes a cloud to perturbations which are stabilized by magnetic fields in the absence of ambipolar drift, but would be unstable to the Jeans instability in the absence of magnetic fields.

For small sound speeds, the dispersion relation shows the same behavior seen for zero temperature in Z98: at low values of the drift parameter Γ , the growth rate of the perturbation γ is proportional

to Γ . At higher Γ , however, $\gamma \propto \Gamma^{1/3}$. As surface densities ω and wavenumbers k depart from the critical values for stability, more ambipolar drift is required for the system to show $\gamma \propto \Gamma^{1/3}$ behavior. To quantify these statements with an example, at $\omega_0 = 1.1$, $a^2 = 0.02$, $\Gamma = 0$, the critical k below which ideal perturbations are unstable is $k = 9.5455$. Very close to criticality, $k = 9.6$, the $\gamma \propto \Gamma^{1/3}$ scaling holds for Γ as small as .001. At $k = 10$, γ increases with Γ faster than $\Gamma^{1/3}$, but much slower than linearly, for $.001 < \Gamma < .01$, but approaches the $\Gamma^{1/3}$ scaling for $.01 < \Gamma < .1$. As Γ is increased from .001 to .1, γ increases from .378 to 1.75, which is $\Gamma^{.33}$ scaling. At $k = 4\pi$, this scaling has broken down noticeably: as Γ is increased from .001 to .1, γ increases from .170 to 1.93, which is $\Gamma^{.53}$ scaling. Most of the deviation occurs for small values of Γ ; for Γ between .01 and .1, $\gamma \propto \Gamma^{.36}$. Thus, for reasonable values of a^2 and Γ , the $\Gamma^{1/3}$ scaling law holds quite well even when k is as much as 30% below the critical value.

The addition of thermal pressure increases the stability of the disk; more drift (larger Γ) is required for collapse, and more is required to reach the transition from $\gamma \propto \Gamma$ to $\gamma \propto \Gamma^{1/3}$. An approximate value for the critical surface density for collapse, with positive thermal pressure, is obtained from solving the dispersion relation (see eq. [2-18]) for $\Gamma=0$:

$$\frac{1}{\omega_{\text{crit}}} = -\pi a^2 + \sqrt{1 + \pi^2 a^4} \quad (2-19a)$$

$$\begin{aligned} &\simeq 1 - \pi a^2, \\ \omega_{\text{crit}} &\simeq 1 + \pi a^2, \end{aligned} \quad (2-19b)$$

where the approximations hold for small sound speed. Solution of the dispersion relation also shows that for a given sound speed and drift parameter, there is a single mode with a maximal growth rate, and that the modes above a certain wavenumber are acoustically suppressed. Figure 1 shows the growth rate as a function of wavenumber for $\Gamma = 0.1$, and most unstable wavenumber, over a range of sound speeds. Figure 1 also shows that the stability boundary is very near the thermal Jeans stability boundary, while the fastest growing mode has a much longer wavelength than the Jeans wavelength.

As we will see later, the wavenumber at which the growth rate is maximized dominates the structure of clumps even into the nonlinear regime. Nu-

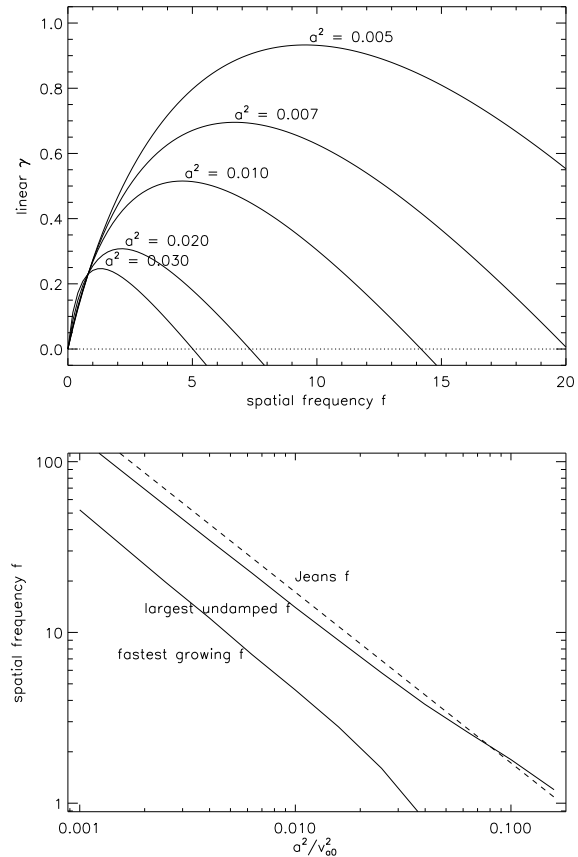


Fig. 1.— Damping of short-wavelength modes due to thermal pressure. The first graph shows the linear growth rate γ of the fastest growing mode as a function of spatial frequency $f = k/2\pi$, for different sound speeds a^2 . The second graph shows the spatial frequency of maximal growth rate (the peak of each curve in the first graph), and the highest undamped spatial frequency (where each curve in the first graph crosses the x-axis). For both figures, $\Gamma = 0.1$, and ω_{crit} is approximately constant: $\omega_0 = 0.864(1 + \pi a^2)$.

merical solution of the dispersion relation equation (2-18) shows that k_m is always less than $k_m(\Gamma \rightarrow \infty)$, the fastest growing wavenumber for the Jeans instability, but also scales with temperature as $1/T$. Therefore, we expect the fragment mass to be larger than the thermal Jeans mass, but to have the same T^2 temperature scaling. This is borne out by Figures 1 and 6.

3. Numerical Simulation

In order to follow the instability into the nonlinear regime we have carried out a numerical simulation. We use a Fourier collocation pseudo-spectral method (Canuto *et al.* 1988) to solve the governing equations. Values of physical quantities are stored at discrete points in physical space (known as collocation points), and spatial derivatives are evaluated in Fourier spectral space (hence the name “Fourier pseudo-spectral”). This particular method is well adapted to this problem for several reasons. Calculating a spatial derivative in Fourier space simply requires multiplication of each Fourier component by i times its wavenumber. All terms involving the horizontal magnetic field \mathbf{B}_h or gravitational potential Φ_G are trivial to evaluate in Fourier space due to the simple form of the magnetic and gravitational potentials. Nonlinear terms, on the other hand, are trivial to evaluate in physical space by simple multiplication. Finally, growth of different Fourier modes can be monitored and controlled explicitly, simplifying comparison between the nonlinear numerical model and the single-wavenumber linear analytic results.

We use a Bulirsh-Stoer time-stepping routine with Richardson extrapolation (Press *et al.* 1986). The routine performs several modified midpoint method integrations at sub-intervals of the desired time-step. It then attempts to extrapolate to an infinite number of sub-intervals. The routine varies the number of explicit (calculated) sub-intervals based on the estimated error. In general, the full set of governing equations for this problem can be integrated with ~ 5 explicit subintervals for each time-step of $\delta\tau = 0.1$.

We tested convergence by running the code at increasing spatial resolution with the same initial conditions. Figure 2 shows the amplitude of a density perturbation, computed at different resolu-

tions, as a function of time. The initial conditions had a single wavenumber density perturbation in each direction, forming a “checkerboard” pattern. (Collapse is described in detail below.) A 16^2 grid is sufficient to resolve the collapse of such a single wavenumber, from the linear regime (exponential growth) into the nonlinear regime. Use of a 32^2 or 64^2 grid changes the solution by less than 0.1% over most of the time period plotted. Finer grids are required to resolve collapse of smaller structures, and in runs which contain a spectrum of wavenumbers, a 64^2 grid was used.

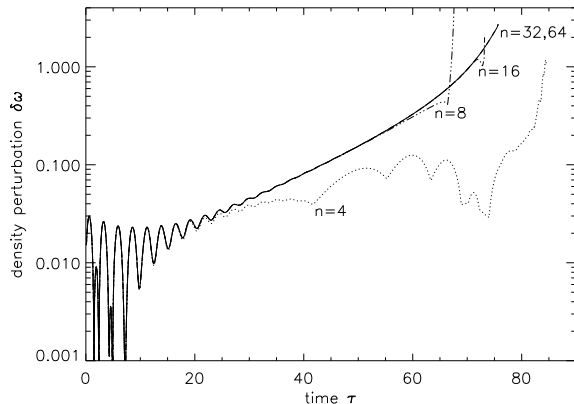


Fig. 2.— Convergence of model with increasing numerical resolution. Magnitude of the density perturbation for the same initial conditions, using grid sizes of 4^2 , 8^2 , 16^2 , 32^2 , and 64^2 . This particular run had $\Gamma = 0.1$, $a^2 = 0.1$, $\omega_0 = 0.864 \omega_{crit} = 1.135$). The oscillations at early times are due to the presence of frictionally damped oscillatory modes which were present in the initial conditions.

We have also verified that the code reproduces the results of linear theory. If the initial condition corresponds to an eigenfunction of a growing mode calculated according to linear perturbation theory, with an amplitude of a few percent or less, then the disturbance initially grows at the exponential rate predicted by the linear theory. This is shown in Figure 3, which compares the growth rates measured from the code (discrete symbols) with the continuous curve obtained from solving the dispersion relation equation (2-18). The agreement is generally excellent.

The model is numerically stable until such time

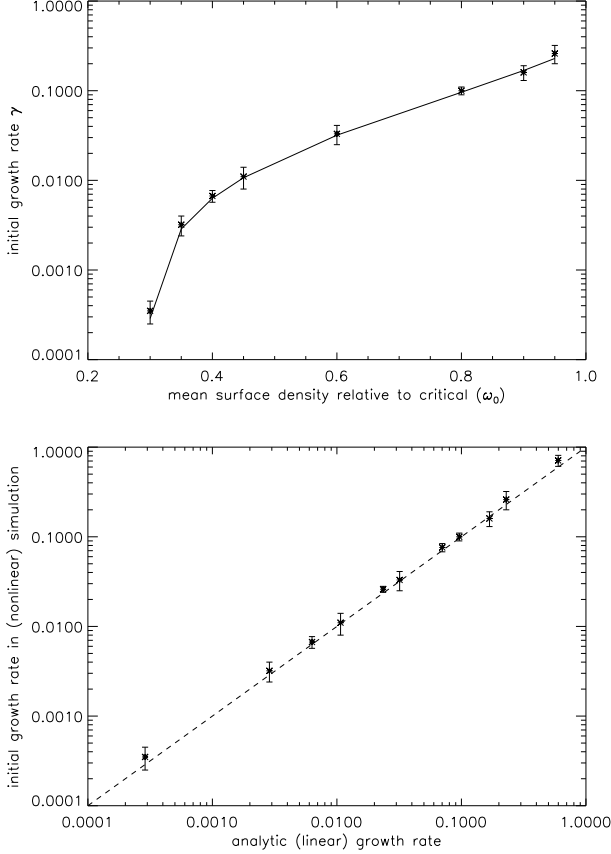


Fig. 3.— Comparison of linear analytical growth rate (solid line) with the initial growth rate in our simulations (γ when the density perturbation $\delta\omega$ is $<10\%$ of mean density ω), for a representative sound speed $a^2 = 0.033$. Left, the growth rate in the simulation (points with error bars) agrees with the linear theory (solid line) for a range of initial surface density ω_0 ($\Gamma = 0.1$). Right, the growth rate in the simulation is seen to agree with the linear theory over a 4 order of magnitude range in γ . (Γ varies from 0.01 to 0.3 and ω_0 from 0.3 to 0.95)

as power in the higher order wavenumbers grows to overwhelm power in the Fourier modes of interest. At that time, the simulation develops a “sawtooth” instability, with large variation between alternating collocation points. Power grows in these short-wavelength modes from numerical noise, whose magnitude is about 10^{-8} compared to the power in the principal mode (measured in simulations whose initial conditions contained a single mode). Higher wavenumber modes are also driven by the nonlinearity of the problem, and this is the dominant physical source of power in those modes.

Growth of high-order modes can be controlled in several ways. Thermal pressure will stabilize high order modes, as was seen in Figure 1. In most cases, a physically reasonable finite cloud temperature of $\lesssim 10$ K will stabilize the simulation long enough to follow the collapse well into the nonlinear regime. The problem of high-order mode stabilization is nearly independent of the drift parameter Γ because an increase (decrease) in ambipolar diffusion increases (decreases) the growth rate of all modes similarly. Thus the entire physically interesting part of parameter space is numerically accessible and numerically stable in this model.

3.1. Collapse Rate

Many runs were computed with initial conditions corresponding to the eigenfunction of the fastest-growing solution of the 3 modes present, at each wavenumber, in linear theory. This initial perturbation has a single initial wavenumber in each direction. Growth initially proceeds exponentially, with faster nonlinear collapse occurring as higher order spatial modes are driven. Nonlinear behavior is typically seen when the density enhancement associated with a perturbation has grown to 75%-100% of the mean density. We were able to follow the evolution of the system to peak surface densities about 10 times larger than the mean density (corresponding to a peak volume density about 100 times larger than the mean).

We made a detailed comparison with linear theory and with simple drift and collapse models by studying the early collapse of a perturbation with a single spatial wavenumber. Figure 4 shows how the growth of a fully nonlinear density perturbation depends on the drift parameter Γ . The lower three curves describe collapse in subcritical clouds, which would be stabilized by the magnetic field in

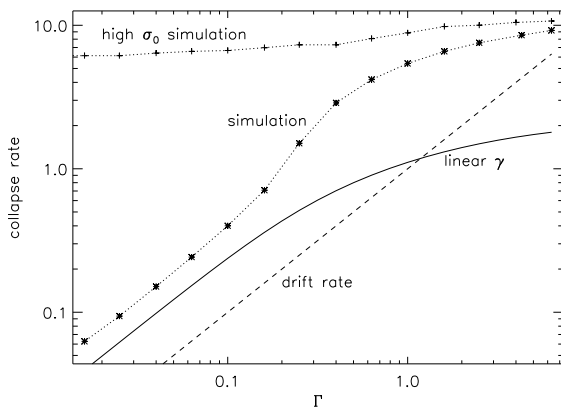


Fig. 4.— Collapse rate for single-wavenumber initial conditions, $a^2 = 0.033$, and $\omega_0 = 0.954 = 0.864 \omega_{\text{crit}}$ (lower three curves). These initial conditions would be stable in the absence of ambipolar drift. The solid line is the linear growth rate γ as a function of the strength of the ambipolar drift Γ . The stars connected by a dotted line is the collapse rate for the nonlinear simulation. The dashed line is the ambipolar drift rate. The pluses connected by a dotted line are the collapse rates for the nonlinear simulation with a high initial surface density $\omega_0 = 1.278 = 1/0.864 \omega_{\text{crit}}$. For such supercritical collapse, the magnetic field and strength of ambipolar drift should have minimal effects.

the absence of ambipolar drift. The initial surface density (normalized to the vertical magnetic field) is $\sim 86\%$ of the critical surface density for collapse. The growth rate of perturbations in the nonlinear simulation (calculated from the time for the central density of the perturbation to grow from 1% to 100% of the mean density) is compared to the predicted growth rate γ for linear perturbations, and to the ambipolar drift rate Γ . Clearly, for the physically expected value of Γ ($\sim 0.05 - 0.10$), §2.4, the collapse due to this instability is several times faster than simple collapse due to loss of magnetic support on a diffusive ambipolar drift time-scale. For example, when $\Gamma = 0.1$, the ambipolar drift rate is 0.1 and the unmagnetized collapse rate is 10. The rate of contraction found from the simulation is 0.4. At larger values of Γ , the drift rate comes closer to the unmagnetized collapse rate. The collapse rate in the simulation approaches the unmagnetized collapse rate because the coupling between the magnetic field and the gas is weak. When the drift becomes very important ($\Gamma \sim 10$), the drift timescale is very short, and the intermediate instability described in this paper is less significant. Even for the moderate sized density perturbations used to create Figure 4, ($\delta\omega \sim \omega$), the growth rate is larger in the nonlinear simulation than in the linear problem, especially at relatively large values of Γ , showing that the collapse is accelerated by the nonlinearity. It is important to note, however, that the growth rate shows the same dependence on ambipolar drift in both the linear theory and the nonlinear simulation: at low Γ , $\gamma \propto \Gamma$, and at higher Γ , $\gamma \propto \Gamma^{1/3}$.

The top curve in Figure 4 describes collapse in supercritical clouds, in which the magnetic field would be insufficient to prevent collapse even if it were frozen to the matter. The collapse rate depends only weakly on the strength of the ambipolar drift, as expected since the magnetic field is dynamically less important. When the ambipolar drift strength Γ becomes large, the drift timescale becomes comparable to the collapse timescale, and the subcritical and supercritical cases converge. Rapid collapse occurs in supercritical clouds due to the dynamical weakness of the field, and in subcritical clouds rapid diffusion removes magnetic support, quickly rendering them supercritical.

The evolution of self gravitating, subcritical

disks with ambipolar drift was studied previously by Ciolek & Mouschovias (1994) and Basu & Mouschovias (1995). Ciolek & Mouschovias (1994) began with a subcritical ($\omega_0 = .256$), centrally condensed equilibrium state - the central surface density is 16 times the mean density. Thus, this model is more centrally condensed even initially than our models are when we terminate the simulation. The initial ambipolar drift time is 10 times the initial free fall time, which corresponds on Figure 4 to $\Gamma \sim 1$. The evolutionary timescale in the subcritical, quasistatic phase is well estimated by the initial ambipolar drift time; after the cloud becomes supercritical its collapse rate approaches the freefall rate. Although we can extrapolate our results to this model only with caution, because the initial conditions are so different from ours, it does not surprise us that such a subcritical disk shows no evidence for the blending of dynamical and drift effects that we observe closer to criticality.

Basu & Mouschovias (1995) carried out a parameter study to determine the effects of the degree of criticality on the rate of evolution to a critical state. They also began with centrally condensed equilibrium models, forming a sequence in which the criticality parameter varied from 0.1 to 0.5. They found that the timescale for evolution to the critical state decreased by about a factor of 1.5 along this sequence, from somewhat longer than the estimated drift time to about 25% shorter (another, marginally critical model, collapsed at once). Although again a quantitative comparison of our models with theirs is difficult because of the different initial conditions, it is possible that the intermediate contraction rates which they see are a manifestation of the coupling between dynamical and ambipolar drift effects seen in our models. It may also be due to the increased central concentration of the initial equilibrium states along their sequence of models.

The nature and rate of collapse is observable in molecular clouds (Evans 1999; Myers, Evans, & Ohashi 1999), and an instability with an intermediate growth rate such as this one can help to explain observations that do not fit either of the classical scenarios - dynamical collapse or slow diffusive contraction. Our simulated cloud cores collapse with slower velocities and on larger physical scales than the dynamical inside-out collapse pre-

dicted when the magnetic field is unimportant, as in Shu (1977). Tafalla *et al.* (1998) and Gregersen (1998) have observed cores that appear to have such behavior; they find that the regions of inflow are too large to fit dynamical inside-out collapse models, but that the inflow velocities are too large for quasistatic diffusion models.

3.2. B- ρ relation

The correlation between fieldstrength and density is an observable quantity which can provide insight into the manner in which the magnetic field evolves. It is useful to parameterize this relation as a power law

$$|\mathbf{B}| \propto \rho^\kappa. \quad (3-1)$$

Observations find $\kappa \simeq 0.5$ (Troland & Heiles 1986; Crutcher 1999) over several orders of magnitude in density. In the case of a highly flattened cloud such as we simulate here, it is more convenient to define a magnetic field - surface density relation

$$|\mathbf{B}| \propto \sigma^\lambda. \quad (3-2)$$

If the slab scale height H remains constant throughout the evolution, then $\lambda = \kappa$. If the scale height is determined by a balance between self-gravity and thermal pressure alone, then an isothermal slab obeys $H \sim 1/\sigma$, and $\sigma \sim \rho H$ implies $\sigma \sim \rho^{1/2}$, or $\kappa = 0.5\lambda$ (Crutcher 1999; Spitzer 1942).

If the magnetic field is frozen to the matter but not dynamically important, so contraction is isotropic, conservation of flux $\Phi_{mag} \propto L^2|\mathbf{B}|$ and mass $M \propto L^3\rho$ requires $|\mathbf{B}| \propto \rho^{2/3}$ ($\kappa = 2/3$). If the field is so strong that matter moves one dimensionally, parallel to the fieldlines, then $\kappa \rightarrow 0$. Calculations in which a cloud condenses to magnetohydrostatic equilibrium from a uniform initial state, with frozen in magnetic flux of a magnitude appropriate to the ISM, show anisotropic contraction, and the central values of B and ρ in the initial and final states are related by $\kappa \sim 0.5$ (Mouschovias & Spitzer 1976; Tomisaka, Ikeuchi, & Nakamura 1988). If a cloud is already flattened and shrinks transversely, $M \propto L^2\sigma$, and flux freezing implies $|\mathbf{B}| \propto \sigma^1$ ($\lambda=1$, $\kappa=0.5$). However, rather different input physics leads to a similar exponent: simulations of supersonic magnetized turbulence, without self-gravity, produce $\kappa \sim 0.4$

if the field is not too strong (Padoan & Norlund 1999).

Ambipolar drift generally reduces κ below the value it would have if the field were frozen in. In the models of Fiedler & Mouschovias (1993), κ averages about 0.2 during the so-called quasistatic phase. After the quasistatic phase ends, the mean value of κ is 0.3 as ρ increases by more than 5 orders of magnitude. In the highly flattened models of Ciolek & Mouschovias (1994), κ increases smoothly as the cloud evolves from subcritical to supercritical, reaching peak values between 0.4 and 0.5 and being about 0.3 at criticality. In our simulations the magnetic field - surface density exponent λ varies between 0.35 and 0.65. As shown in Figure 5, the exponent decreases as the central density of a clump increases. As collapse proceeds, not only does the density increase, but the magnetic field curvature also increases as fieldlines are dragged into the condensation. Both effects increase the ambipolar drift velocity $\mathbf{v}_D = B_z \mathbf{B}_h / 2\pi\sigma\nu_{ni}$ and thus the rate of flux loss from the clump. Our models do not show the increase of λ toward its frozen flux value as the central density increases seen in Ciolek & Mouschovias (1994), because we follow only the early stages of contraction, in which the velocity is well below the freefall value. The exponent λ also decreases as the amount of ambipolar drift Γ increases, as would be expected, and as the cloud temperature increases. The latter effect results from the decreased efficiency of this instability in warm clouds. The collapse rate γ decreases with increasing temperature as shown in §2.5, and the collapse time is longer relative to the ambipolar drift time, so more flux can leak from the clump as it collapses.

Comparison with observations depends on the assumed disc scale height H and the central densities of observed cloud cores. Crutcher (1999) finds $\kappa = 0.47$ for cloud cores with densities $10^{2.5}\text{cm}^{-3} \lesssim n_H \lesssim 10^{7.5}\text{cm}^{-3}$. His data are strongly weighted by observations which only measure upper limits for the magnetic field strength, and omission of those data points results in an exponent of $\kappa = 0.3$ over the same range of densities. We measure $0.3 \lesssim \lambda \lesssim 0.7$ in simulated cores. If the slab scale height H is constant, then $0.3 \lesssim \kappa \lesssim 0.7$, but if the slab obeys $H \sim 1/\sigma$, then $0.2 \lesssim \kappa \lesssim 0.35$. Our simulations are thus consistent with the small

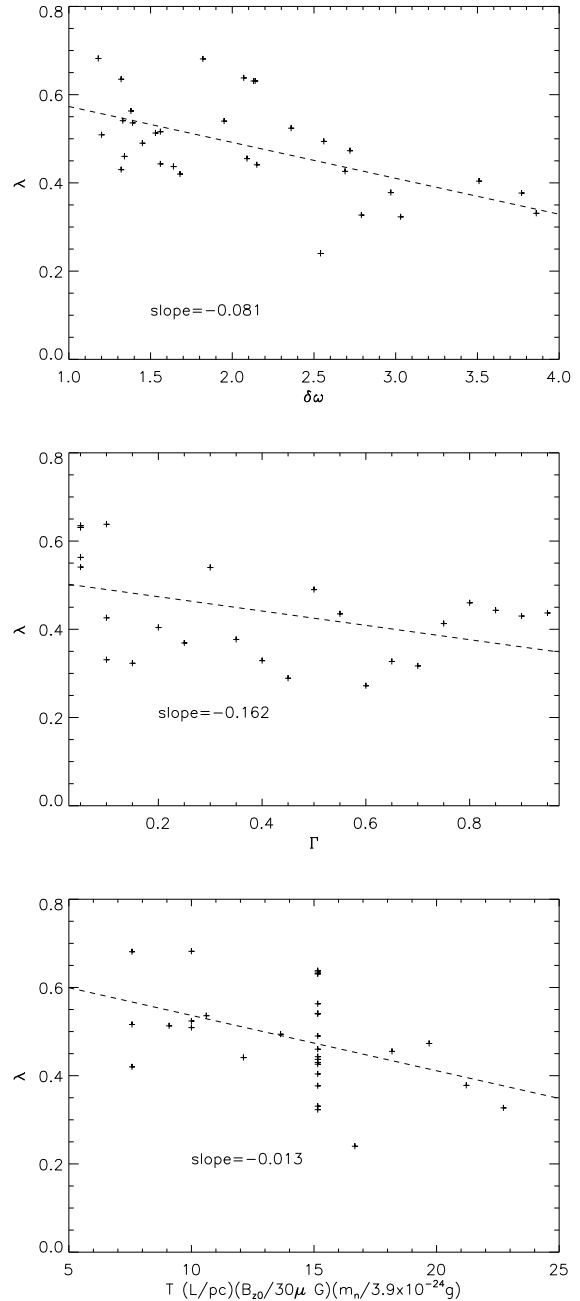


Fig. 5.— The magnetic field - density exponent λ . ($|\mathbf{B}| \propto \sigma^\lambda$). The exponent decreases (increased flux loss from a collapsing clump) with increasing central density $\delta\omega$, increasing ambipolar drift strength Γ , or increasing cloud temperature T . The first graph shows variation with $\delta\omega$, the second variation with Γ at constant $a^2 = 0.05$, and the third, variation with T at constant $\Gamma = 0.1$. In all simulations, $\omega_0 = 0.864 \omega_{crit}$.

number of available observations.

3.3. Clumps and Fragments

Real molecular clouds have density variations on many scales, or a spectrum of spatial wavenumbers. The linear theory for this instability (§2.5) predicts that a single mode will dominate collapse. Fragments of a single mass will form, with that mass depending on the temperature and degree of criticality, with little dependence on the strength of ambipolar drift, provided that it is small. We have simulated many (~ 100) clouds in which the initial density perturbations have a broad spatial Fourier spectrum and random phase. The real part of the initial Fourier spectrum of the density perturbation is a Gaussian centered on $k = 0$ (with the omission of the $k = 0$ mode itself). The FWHM is $0.33 k_{max}$, where k_{max} is the highest spatial mode in the simulation, so a range of low-order modes have similar initial strength, and there is significant initial power even in some acoustically damped (high k) modes. After some time, the clouds coalesce into a small number of fragments, each of which we define to be a region with $\sigma > \sigma_0$. The size of the fragments is well-predicted by the linear theory. For example, when $a^2 = 0.02$, the fastest linearly growing mode is $k/2\pi \simeq 2.5$, and in the simulation, the modes $(k_x, k_y)/2\pi = (1,3)$ and $(3,1)$ have much larger amplitudes than other spatial modes.

Our simulations produce a wide variety of clumps and fragments, as expected for systems with random initial density fluctuations. Figure 6 shows the fragment masses at a fairly early stage of collapse (the density perturbation is $\sim 50\%$ greater than the mean density). There is considerable scatter, but the linear theory is a good guide to the average fragment mass. The clump masses are similar to the masses of the supercritical cores formed in some previous simulations (Fiedler & Mouschovias 1993; Basu & Mouschovias 1994; Ciolek & Mouschovias 1994; Ciolek & Königl 1998).

At sufficiently large T , the spatial mode with the largest linear growth rate is the fundamental mode in the simulation domain ($\lambda = L$), and fragments larger than this cannot form in a periodic simulation. This explains the apparent flattening of the clump mass – temperature relation seen at the higher temperatures, as clump masses

are bounded above by the mass of that “lowest mode”.

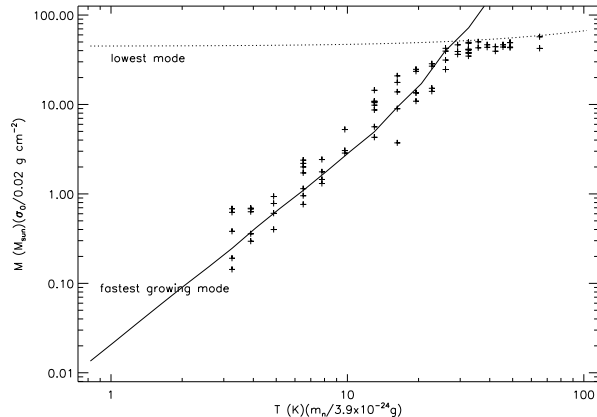


Fig. 6.— Masses of cloud fragments as a function of temperature. Masses in the simulation (crosses) follow the mass of the fastest growing mode in linear theory (solid line) unless that mode exceeds the size of the simulation. (see text) These runs have $\Gamma = 0.1$, $\omega_0 = 0.864 \omega_{crit}$. Masses from the simulation are plotted assuming $L = 1$ pc, but the agreement between the mass predicted by linear theory and the mass in the simulation is independent of L .

The question of whether there is a characteristic mass for molecular cloud substructure is an important one. Several observational studies have found a power law distribution of clump masses over several orders of magnitude, $dN/dM \propto M^{-p}$, where $p \sim 1.5 - 1.7$ (Blitz 1993). Kramer *et al.* (1998) present evidence that the power law extends far below $1 M_\odot$. However, in the Taurus molecular cloud there is evidence of a minimum scale of a few tenths of a parsec, corresponding to several solar masses (Blitz & Williams 1997). Goodman *et al.* (1998) have argued for an inner scale of 0.1 pc, which they identify with a transition to what they term “velocity coherence”. These inner scales are of the same order as the thermal Jeans length, and also close to the cutoff wavelength below which Alfvén waves are critically damped due to strong ambipolar drift (McKee *et al.* 1993). Our results suggest that there is another scale, which is somewhat larger, in magnetically subcritical clouds with weak ambipolar drift.

3.4. Velocity Structure

Unlike axisymmetric collapse models, these simulations allow the study of asymmetric collapse, clumps with complicated morphology, relative motion of clumps, and their internal velocity and vorticity fields. We find that collapse is often asymmetric and that significant vorticity is generated by the instability (although of course the net angular momentum remains zero in our simulations; its absolute value is more than an order of magnitude smaller than the estimated numerical errors).

Figure 7 shows four examples of collapsing fragments. The left panels show contours of constant surface density, arrows indicating the local direction and magnitude of velocity, and bold arrows indicating the center of mass motion of each clump. The velocity field shows infall towards clumps, but there is also a visual impression of “swirling” or rotational motion. This is borne out by the right panels of Figure 7, which show contours of constant vertical vorticity overlaid on contours of constant density. We show below that the magnetic field generates local vorticity.

The velocity field indicates that the collapse is in most cases asymmetric, with *e.g.* much greater infall velocities on one side of the clump than the other, and significant nonradial motion. Clump mergers are possible - one is quite likely taking place in the bottom panel of Figure 7 - but the bulk motions are significantly slower than the infall velocities internal to clumps. The reverse is generally true in molecular clouds (*e.g.* Blitz 1993), and this result in our simulations is a manifestation of the fact that the velocity field in the system is weak. We return to this point in §3.5. Sometimes the clumps move apart, but this is ambiguous in a periodic domain. The infall velocities within individual clumps are of order $0.25 a$, and are more consistent with observations (Evans 1999; Myers, Evans, & Ohashi 1999).

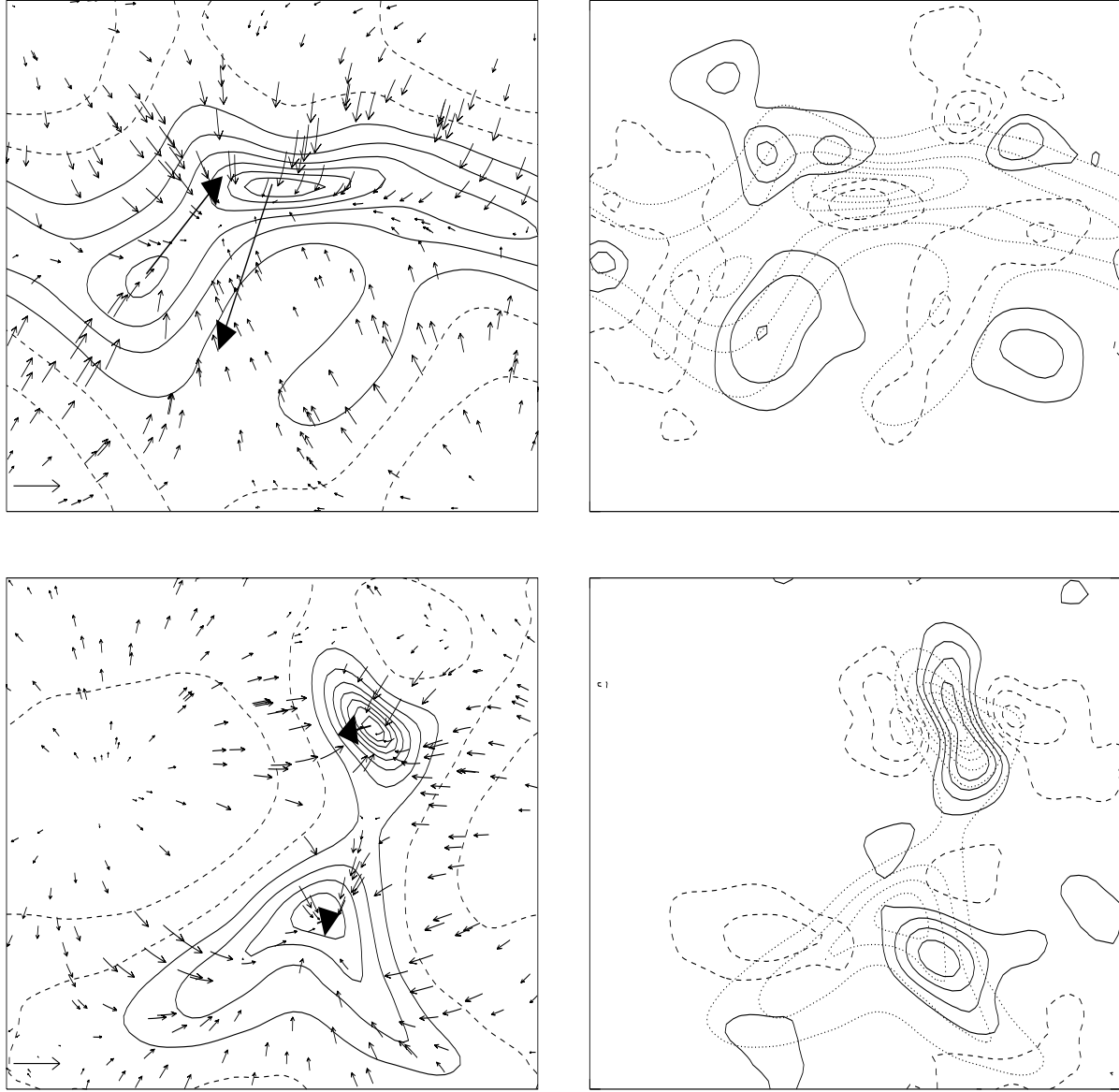


Fig. 7.— Velocity, density, and vorticity for some typical simulations.

The left panel of each row shows the velocity field and density contours. Contour levels denser than the mean density are solid, those less dense than the mean are dashed. The velocity scale is indicated by the arrow in the lower left hand corner, whose length is 25 m/s. The density-weighted mean velocity of each clump is indicated with a thick arrow, and the scale is 10 times the general velocity scale (the arrow in the lower left would represent 2.5 m/s)

The right panel shows contours of vertical vorticity $(\nabla \times \mathbf{v})_z$ for the same cloud. Positive (solid) and negative (dashed) vorticity are plotted along with the surface density (dotted).

For all runs, $a^2 = 0.025$, $\Gamma = 0.1$, $\omega_0 = 1 = 0.927 \omega_{crit}$.

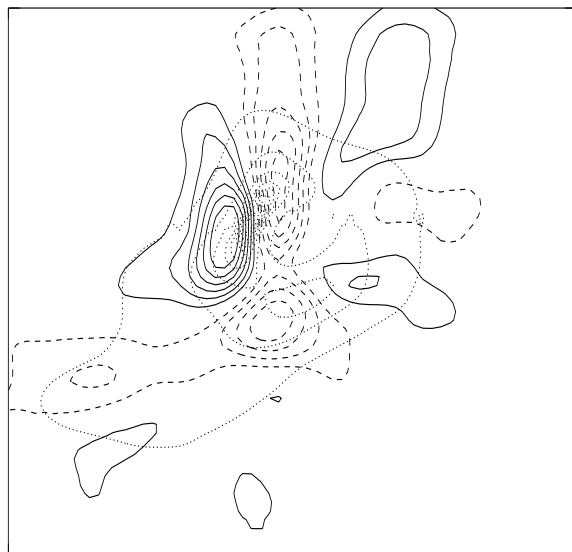
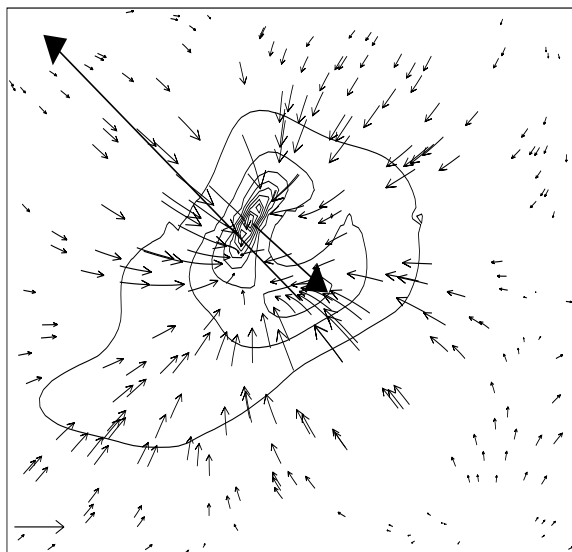
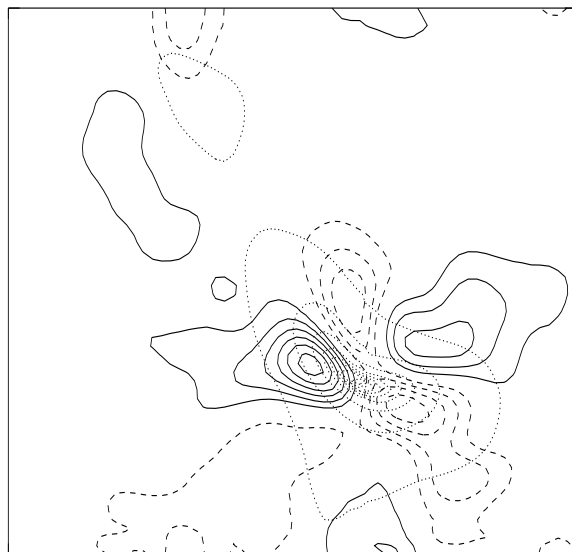



Fig. 7.— continued.

Visual inspection of Figure 7 shows that the clumps are distinctly noncircular and quite elongated in shape. Accounting for the third dimension, our clumps should be considered triaxial or prolate. These shapes are consistent with the measured and inferred shapes reported by Myers *et al.* (1991), Ryden (1996), and Ward-Thompson, Motte, & André (1999).

Figure 8 shows a cross section of the surface density and velocity profiles across the short axis of one particular collapsing clump. The density is much more peaked than the velocity at this early stage of collapse; the FWHM of the infall speed is several times larger than the FWHM of the density peak. Both the velocity and density profiles are clearly, but not grossly, asymmetric. Although it is premature to compare these density and velocity profiles with observations of infall, it is encouraging that we see evidence for extended inward motions as have been reported (Tafalla *et al.* 1998; Gregersen 1998; Evans 1999; Myers, Evans, & Ohashi 1999). A general feature of infall onto a line mass such as a filament or strongly prolate object is that the velocity decays more slowly with distance from the mass centroid than for infall onto a spherically symmetric, centrally concentrated object. This may be the main effect that produces the extended infall.

The vorticity generated in swirling motions is $\nabla \times v \sim 5/t_{c0} \sim 8/\text{Myr}$. Collapse proceeds on a timescale of several Myr, so the swirling and rotation of clumps is not insignificant, although it is dominated by infall and we have not found evidence for clumps torn apart by shear. Magnetic braking, which is excluded from our calculation by the potential field approximation, would reduce rotation. We estimate the magnetic braking rate in §4.1.

Figure 7 shows that the vorticity maxima are displaced from the density maxima. In order to understand this, we derive an evolution equation for the \hat{z} component of vorticity, ω_z , by taking the curl of the equation of motion (2-5b)

$$\frac{\partial \omega_z}{\partial t} + \nabla_h \cdot (\omega_z \mathbf{v}_h) = \mathbf{B}_h \times \nabla_h \frac{B_z}{2\pi\sigma}. \quad (3-3)$$

According to equation (3-3), the generation of vorticity is second order in the amplitude of the fluctuation. There is generation of vorticity to first order only if there is a zero-order inclined field

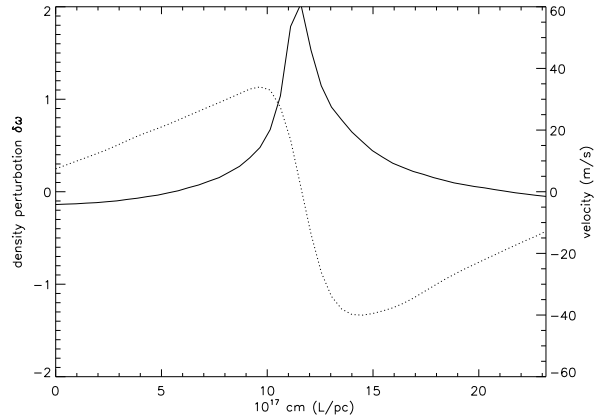


Fig. 8.— Cross section of density perturbation $\delta\omega$ (solid) and infall velocity (dotted) across a clump. Infall velocity increases towards the center of the clump (see text). This run is the third example in Figure 7 - $\Gamma = 0.1$, $a^2 = 0.025$, $\omega_0 = 1$. $= 0.927 \omega_{crit}$. The collocation points are separated by about 5×10^{16} cm in this run, so the density and velocity profiles are quite well resolved, except at the very center of the density peak.

(Z98). We can understand the spatial pattern of vorticity as follows. Despite ambipolar drift, the contours of constant B_z track the contours of constant σ quite well. Therefore, the gradient of B_z/σ is maximized toward the outer edge of a clump, not at its center. Note that if the magnetic flux were perfectly frozen to the matter, B_z/σ would retain its initial constant value and there would be no vorticity production at all. However, real clouds probably have spatially varying B_z/σ , so in general, vorticity production does not require ambipolar drift. The maximum of \mathbf{B}_h , like the maximum gradient of B_z/σ , is displaced from the clump center. Equation (3-3) shows that therefore vorticity is generated off-center as well, and generally changes sign across the clump, so that clumps are associated with vortex pairs. Moreover, equation (3-3) shows that an axisymmetric clump does not generate vorticity. The dynamical pressure of the vortices accentuates the non-axisymmetric nature of clump contraction, and appears as streaming motions along the major axis of the clump. Although in principle equation (3-3) suggests that the vortical velocity is scaled by the Alfvén speed, in our numerical models the vortical velocities are

rather small, somewhat less than the infall velocities. This is large enough to noticeably elongate the clumps, but not enough to tear them apart by shear.

3.5. Energy Redistribution

Z98 suggested that this magneto-gravitational instability might generate significant turbulent kinetic energy by releasing energy contained in the background magnetic field. Analysis of the total gravitational, magnetic, and kinetic energy (Fig. 9) in these simulations shows that the absolute values of all three forms of energy grow exponentially during collapse. The magnetic energy, which is the fluctuation energy integrated over the space outside the disc, dominates at all stages of collapse in these clouds, which would be stabilized by the magnetic field in the absence of ambipolar drift. The initial magnetic field is uniform in these simulations, and so there is no stored magnetic energy available for conversion to turbulent motions. The relatively low kinetic energy in the models is a signature of the importance of diffusive, as opposed to dynamical, effects. In ideal MHD turbulence with self gravity one would expect equipartition between the kinetic and potential energies (Zweibel & McKee 1995). In this case the potential energy is the sum of the gravitational and magnetic energies, but Figure 9 shows that the kinetic energy is about an order of magnitude less than the equipartition value.

4. Discussion of Approximations

It is difficult and computationally expensive to simulate the evolution of magnetized, self gravitating molecular clouds in three dimensions with sufficient resolution to capture all the relevant physical processes. In this study we focussed on the two-dimensional instabilities of a sheetlike cloud surrounded by a conducting medium without inertia. This allowed us to approximate the external magnetic field as current free, and to work in only two spatial dimensions. In the next two subsections we discuss the accuracy of these approximations.

4.1. Potential Field Approximation

In the Appendix, we show how to extend each Fourier component of the magnetic and velocity

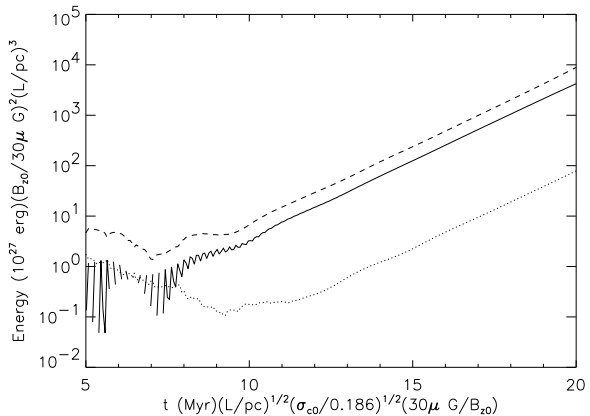


Fig. 9.— Total energies in the simulation domain. Magnetic (dashed) and kinetic (dotted) energies are plotted with the absolute value of the gravitational (solid) energy. The absolute values of all forms of energy increase exponentially as collapse progresses, but the relative distribution does not change significantly (see text.) For this particular run, $\Gamma = 0.1$, $\omega_0 = 0.973 = 0.864 \omega_{crit}$, and $a^2 = 0.04$.

perturbations above and below the sheet. Although the perturbations become highly nonlinear within the cloud, nonlinear effects outside the cloud are weak as long as the velocities inside the cloud are sub-Alfvénic with respect to the intercloud medium, which is expected for low ambient density. The compressive part of the cloud velocity field generates evanescent, fast magnetosonic waves which decay exponentially away from the disc, while the vortical part generates Alfvén waves which propagate away from the disc.

Both the magnetosonic and Alfvén waves slightly change the horizontal magnetic field perturbation in the disc, thereby changing the magnetic force from its value in the potential approximation. If we define an external Alfvén timescale $\tau_{Ae} \equiv (kv_{Ae})^{-1}$ for wavenumber k in the disc, and let the timescale for the perturbation in the cloud be τ_c , then according to equation (A8) the correction to the force due to compressive motion is of order $(\tau_{Ae}/\tau_c)^2$, while the correction due to vortical motion is of order $(\tau_{Ae}/\tau_c)C_0/\mathcal{D}_0$, where C_0/\mathcal{D}_0 is the ratio of the amplitude of compressive to noncompressive motion. If the motions in the disc were Alfvénic, τ_{Ae}/τ_c would be of order

the ratio of the cloud density to external density $(\rho_c/\rho_e)^{1/2}$, but the perturbation frequency is sub-Alfvénic, so the ratio of timescales is even larger. Moreover, the perturbations are primarily compressive rather than vortical. Thus, the error in the force incurred by the potential approximation is likely to be small. Even if the density contrast were only 10^2 , and the motions in the disk were Alfvénic and purely vortical, the potential field approximation would still be accurate to 10%.

The Alfvén wave flux tends to suppress the instability, and removes vorticity from the cloud, at a rate that we can quantify. We define an energy damping time γ_d as the ratio of outward propagating energy flux to the vertically integrated wave energy in the disc. From equation (A9),

$$\gamma_d = \frac{2\rho_e v_{Ae}}{\sigma} \frac{|\mathcal{C}_0^2|}{(|\mathcal{C}_0^2| + |\mathcal{D}_0^2|)}. \quad (4-1)$$

If we replace σ by the critical surface density $B_{0z}/2\pi G^{1/2}$ and assume that the vertical fields inside and outside the cloud are the same then γ_d is just the gravitational frequency for the intercloud medium, reduced by the ratio of vortical to total kinetic energy

$$\gamma_d = (4\pi G\rho_e)^{1/2} \frac{|\mathcal{C}_0^2|}{(|\mathcal{C}_0^2| + |\mathcal{D}_0^2|)}. \quad (4-2)$$

Since self gravity is presumably negligible in the low density intercloud medium, the energy loss rate is negligible as well. Loss of vorticity is measured by the magnetic braking rate γ_{mb} , which can be shown by a similar argument to be $\gamma_{mb} = (4\pi G\rho_e)^{1/2}$.

We thus see how the potential field limit is approached as the density contrast between the cloud and intercloud medium increases. At the late stages of clump formation the potential field becomes highly distorted and develops partially closed topology, but we can ignore this for the relatively mild density contrasts studied in this paper.

4.2. Approximations to the Gas Physics

The two dimensional approximation has a long and venerable history in galactic dynamics and accretion disc theory, as well as in studies of molecular clouds, and its errors for self gravitating systems are reasonably well understood. We expect

the approximation to be reasonably good as long as the clump diameters exceed the disc thickness. The instability discussed in this paper has a 3D analog (Z98), but it must be treated by other means.

We assumed that the gas has an isothermal equation of state. This is a reasonable description of the kinetic pressure - density relationship, because of the high radiative efficiency of molecular gas. However, if the pressure were due to unresolved turbulence the medium would generally be less compressible; for example, Alfvén wave pressure follows density according to a 3/2 law (McKee & Zweibel 1995). This would make the medium more stable by increasing the value of γ_T (see eq. [2-18]), as would retention of magnetic pressure.

We took a uniform sheet at rest as an initial condition. This has the advantage of simplicity, but it means that there is no free energy stored in the background magnetic field. Thus, we have not tested the conjecture that the instability can convert magnetic free energy to turbulent energy, which was proposed in Z98.

We have treated ambipolar drift in the strong coupling approximation, and have implicitly assumed that $v_D < 20 \text{ km s}^{-1}$ (otherwise the rate coefficient would change). This is reasonable as long as the ion-neutral collision time, which is of order $5 \times 10^9 n_n^{-1} \text{ s}$, is less than other timescales in the problem.

We have parameterized the relationship between the collision rate and the surface density by an exponent α . In order to do better we would need a three dimensional model of the sheet and might need to follow the ionization as well. The results of linear theory are rather insensitive to the value of α , which suggests that it need not be calculated very accurately in the present models.

5. Summary

The study of axisymmetric contraction of weakly ionized, self gravitating, magnetized clouds has proceeded quite far (Basu & Mouschovias 1994; Ciolek & Mouschovias 1993, 1994; Safer, McKee, & Stahler 1997; Ciolek & Königl 1998). In this paper, our emphasis has been on the initial breakup of a cold magnetized cloud gas into fragments and the early stages of their magnetic flux loss and contraction. We include self gravity,

magnetic tension, and ambipolar drift, but we do not include detailed chemistry of grain physics, choosing instead a simple parameterization of the ionization. We follow the evolution for a shorter time than the isolated cloud collapse studies, but we impose no symmetry constraints or initial density or velocity structure.

We study highly flattened clouds, with an initially perpendicular magnetic field, which are slightly subcritical. The linear theory of collapse in such geometry (Z98, $T=0$; this work, $T>0$) predicts collapse on an intermediate timescale, faster than the diffusive timescale set by ambipolar drift, but slower than the dynamical timescale of free-falling inside-out collapse. The linear theory also predicts the existence of a single spatial wavenumber with maximal growth rate, with sufficiently short wavelengths stabilized by thermal pressure. This naturally suppresses power at short wavelengths, which is important for the success of the spectral method we employ in the simulations.

We simulate collapse in clouds with random initial density perturbations which grow from $<0.1\%$ of the mean density to 5-10 times the mean density. We confirm the intermediate collapse rate predicted by linear theory (§3.1), although the nonlinear collapse rate is faster than the linear rate. These intermediate rates are consistent with some recent observations of infall in molecular clouds (Evans 1999; Myers, Evans, & Ohashi 1999).

We show that clouds fragment into clumps with size corresponding to the wavelength of the spatial mode of maximal linear growth rate (§3.3), generally 1-10 M_{\odot} . Collapse is asymmetric and complex (§3.4), and generally forms prolate clumps, for which there is observational evidence (Myers *et al.* 1991; Ryden 1996; Ward-Thompson, Motte, & André 1999). Sometimes the clumps are in mutual orbit, although the typical clump separation, a few tenths of a parsec, is too large to be relevant to the formation of binary stars. The magnetic field drives the growth of local vorticity, typically in the form of vortex pairs which straddle the clumps and are associated with streaming motions along them.

Considerable magnetic flux is lost from the collapsing clumps, consistent with the observationally determined $|\mathbf{B}| \propto \rho^{0.5}$ (Troland & Heiles 1986; Crutcher 1999) (see also §3.2). This flux

loss is consistent with other calculations of cloud evolution (Fiedler & Mouschovias 1993; Ciolek & Mouschovias 1994) (although ambipolar drift is not necessary to bring about this relationship, either for isolated (Mouschovias 1976) or turbulent, highly structured (Padoan & Norlund 1999) clouds). As magnetic flux is lost and the surface density increases in the central regions of a contracting core, further fragmentation might ensue.

One prediction of the linear theory, namely that the instability could convert magnetic free energy to turbulence, has not been borne out by the simulations. This may be due to the fact that the initial magnetic field is completely uniform and therefore carries no free energy. Although significant magnetic curvature develops late in the runs, the cloud has already become quite dynamical. This prediction awaits future tests with a more stressed initial state. The relative motions of the clumps shown in Figure 7 are about an order of magnitude less than the relative motions of clumps separated by a few tenths of a parsec in real clouds (Goodman *et al.* 1998), although the infall velocities in the simulation are comparable to measured velocities (Myers, Evans, & Ohashi 1999).

An interesting area of future work would be to extend this study to true three-dimensional clouds. The linear theory (Z98) indicates that this instability exists in three as well as two dimensions, and that the growth rate is still intermediate to slow diffusive contraction and fast dynamical collapse. Construction of a nonlinear model in three dimensions would be more difficult than the two dimensional models developed here, but could prove interesting. In this vein, we find the recent successful fit of observations of L1544 with a nearly critical model (Ciolek & Basu 2000) encouraging.

We are happy to acknowledge support by NSF grant AST 9800616, a 3-year NSF Graduate Research Fellowship to R.I., and NASA grant NAG 5-4063 to the University of Colorado, as well as discussions with Neal Evans and comments by an anonymous referee.

REFERENCES

Basu, S., & Mouschovias, T. Ch . 1994, *ApJ*, 432, 720.

- Basu, S. & Mouschovias, T. Ch. 1995, ApJ, 453, 271.
- Baureis, P., Ebert, R., & Schmitz, F. 1989, A&A, 225, 405.
- Bertholdi, F. & McKee, C. F. 1992, ApJ, 395, 140.
- Binney, J. & Tremaine, S., *Galactic Dynamics* (Princeton, Princeton U. Press), 287.
- Black, D. C., & Scott, E. H. 1982, ApJ, 263, 696.
- Blitz, L. 1993, in *Protostars & Planets III*, eds E.H. Levy & J.I. Lunine (Tucson, U. of Arizona Press), 125.
- Blitz, L., & Williams, J.P. 1997, ApJ, 488, L145.
- Boss, A. P. 1997, ApJ, 483, 309.
- Boss, A. P. 1999, ApJ, in press.
- Canuto, C., Hussaini, M. Y., Quarteroni, A., & Zang, T. A. 1988, *Spectral Methods in Fluid Dynamics* (New York: Springer-Verlag).
- Ciolek, G. E., & Basu, S. 2000 ApJ, 529 (in press).
- Ciolek, G. E., & Königl, A. 1998 ApJ, 504, 257.
- Ciolek, G. E., & Mouschovias, T. Ch. 1993, ApJ, 418, 774.
- Ciolek, G. E., & Mouschovias, T. Ch. 1994, ApJ, 425, 142.
- Ciolek, G.E., & Mouschovias, T. Ch. 1995, ApJ, 454, 194.
- Ciolek, G.E., & Mouschovias, T. Ch. 1998, ApJ, 504, 280.
- Crutcher, R. M. 1999, ApJ, 520, 706.
- Crutcher, R.M., Mouschovias, T., Troland, T.H., & Ciolek, G.E. 1994, ApJ, 427, 839.
- Draine, B. T., Roberge, W. G., & Dalgarno, A. 1983, ApJ, 418, 774
- Evans, N.J. II, to appear in ARA&A, 1999.
- Fiedler, R. A., & Mouschovias, T. Ch. 1993, ApJ, 415, 680.
- Goodman, A.A., Barranco, J.A., Wilner, D.J., & Heyer, M. 1998, ApJ, 504, 223.
- Graeves, J. S., & Holland, W. S. 1999, MNRAS, 302, L45.
- Gregersen, E. 1998, Ph.D. Thesis, U. Texas.
- Kramer, C., Stutzki, J., Rohrig, R., & Corneliussen, U. 1998, A&A, 329, 249.
- Langer, W.D. 1978, ApJ, 225, 95.
- Lee, C. W., & Myers, P. C. 1999, ApJS, Harvard-Smithsonian Preprint No. 4765.
- Lovelace, R. V. E. & Zweibel, E. G. 1997, ApJ, 485, 285.
- McKee, C. F., Zweibel, E.G., Heiles, C., & Goodman, A.A. 1993, in *Protostars and Planets III*, ed. E.H. Levy & J.I. Lunine (Tucson: Univ. Arizona Press), 327.
- McKee, C. F., & Zweibel, E. G. 1995, ApJ, 440, 686.
- Mestel, L. 1999, *Stellar Magnetism* (Oxford University Press).
- Mestel, L. & Ray, T. P. 1985, MNRAS, 212, 275.
- Mestel, L. & Spitzer, L. Jr. 1956, MNRAS, 116, 505.
- Mouschovias, T. Ch. 1976, ApJ, 207, 141.
- Mouschovias, T. Ch., & Morton, S. A. 1991, ApJ, 371, 296.
- Mouschovias, T. Ch., & Spitzer, L. Jr. 1976 ApJ, 210, 326.
- Myers, P.C., Evans, N.J. II, & Ohashi, N. 1999, to appear in *Protostars & Planets IV*, eds. V.G. Mannings, A.P. Boss, & S. Yorke (Tucson, U. of Arizona Press).
- Myers, P.C., Fuller, G.A., Goodman, A.A., & Benson, P.J. 1991 ApJ, 376, 561.
- Myers, P. C., & Goodman, A. A. 1988, ApJ, 326, L27.
- . 1988, ApJ, 329, 392.
- Myers, P. C. & Lazarian, A. 1998, ApJ, 507, L157.
- Nakano, T. 1998, ApJ, 494, 587.
- Nakano, T., & Nakamura, T. 1978, PASJ, 30, 681.

- Ohashi, N., Hayashi, M., Ho, P.T.P., & Momose, M. 1997, *ApJ*, 475, 211.
- Padoan, P., & Norlund, A. 1999, *ApJ*, in press.
- Parker, D. A. 1974, *MNRAS*, 168, 331.
- Press, W. H., Flannery, B. P., Teukolsky, S. A., & Vetterling, W. T. 1986, *Numerical Recipes*, §16.4, 724.
- Ryden, B.S. 1996, *ApJ*, 471, 822.
- Safier, P. N., McKee, C. F., & Stahler, S. W. 1997, *ApJ*, 485, 660.
- Shu, F. H., Adams, F. C., & Lizano, S. 1987, *ARA&A*, 25, 23.
- Shu, F. H. 1977, *ApJ*, 214, 418.
- . 1983, *ApJ*, 273, 302.
- Spitzer, L., Jr. 1942, *ApJ*, 95, 329.
- Tafalla, M., Mardones, D., Myers, P.C., Caselli, P., Bachiller, R., & Benson, P.J. 1998, *ApJ*, 504, 900.
- Troland, T.H. & Heiles, C. 1986, *ApJ*, 301, 339.
- Tomisaka, K., Ikeuchi, S., & Nakamura, T. 1988, *ApJ*, 335, 239.
- Ward-Thompson, D., Motte, F., & André, P. 1999, *MNRAS*, 305, 143.
- Wardle, M. & Königl, A. 1993, *ApJ*, 410, 218.
- Zhou, S., Evans, N.J. II, Butner, H.M., Kutner, M.L., Leung, C.M., & Mundy, L.G. 1990, *ApJ*, 363, 168.
- Zhou, S., Evans, N.J. II, Kömpe, C., & Walmsley, C.M. 1993, *ApJ*, 404, 232.
- Zhou, S., 1995, *ApJ*, 442, 685.
- Zweibel, E. G. 1998, *ApJ*, 499, 746.
- Zweibel, E.G. & McKee, C.F. 1995, *ApJ*, 439, 779.

A. Appendix

In this Appendix we drop the potential field approximation and calculate the response of the intercloud medium to motions within the cloud. This allows us to estimate the errors incurred by assuming a potential field.

We carry out the estimate using linearized, ideal MHD theory. This is more accurate in the intercloud medium than it would be in the disc, because the intercloud or external Alfvén speed v_{Ae} is relatively high while ion-neutral friction is weak. We assume the equilibrium intercloud field is uniform and vertical ($\mathbf{B}_0 = \hat{z}B_0$). We choose to work in the half space $z > 0$ (the results are similar in the other half space). In linear theory, the motions are purely horizontal, and we can derive the following pair of decoupled equations for the divergence \mathcal{D} and vertical component \mathcal{C} of the curl of the velocity

$$\left(\frac{\partial^2}{\partial t^2} - v_{Ae}^2 \nabla^2 \right) \mathcal{D} = 0, \quad (\text{A1a})$$

$$\left(\frac{\partial^2}{\partial t^2} - v_{Ae}^2 \frac{\partial^2}{\partial z^2} \right) \mathcal{C} = 0. \quad (\text{A1b})$$

Equations (A1a) and (A1b) represent fast magnetosonic waves and Alfvén waves, respectively. In general, both types of waves are generated by the motions in the cloud.

In order to make progress, we assume plane wave horizontal behavior and exponential behavior in time, so that all perturbations depend on (x, y, t) as $\exp(\gamma t + ik_x x + ik_y y)$, where γ may be complex: $\gamma = i\omega + \nu$ with both $\omega, \nu > 0$. Then

$$\mathcal{C} = i(k_x v_y - k_y v_x); \quad \mathcal{D} = i(k_x v_x + k_y v_y) \quad (\text{A2})$$

can be calculated at $z = 0$ in terms of the motions on the disc. The vertical extensions of these quantities can be found from equations (A1a) and (A1b), choosing outward going or exponentially decaying wave solutions. For the Alfvénic part,

$$\mathcal{C} = \mathcal{C}_0 e^{-ik_A z}; \quad k_A \equiv \frac{\gamma}{v_{Ae}}, \quad (\text{A3})$$

where \mathcal{C}_0 is the value of \mathcal{C} at $z = 0$. For the magnetosonic part,

$$\mathcal{D} = \mathcal{D}_0 e^{-k_M z}; \quad k_M \equiv k_\perp \left(1 + \frac{\gamma^2}{k_\perp^2 v_{Ae}^2} \right)^{1/2}, \quad (\text{A4})$$

where $k_\perp^2 \equiv k_x^2 + k_y^2$. In equation (A3) we have written the vertical dependence as a propagating wave, and in equation (A4) as an evanescent wave. Although both k_A and k_M are complex, because γ is complex, our notation reflects the salient aspects of their behavior. The magnetosonic wave is almost purely evanescent because the wave frequency is much less than the disc Alfvén frequency, which in turn is much less than the intercloud Alfvén frequency. The Alfvén wave has a substantial propagating component and decays in space as long as the disturbance is growing in time, which is purely a result of causality.

We now calculate the perturbed magnetic field components $\delta \mathbf{B}$ at the disc. According to the linearized induction equation,

$$\frac{\partial \delta \mathbf{B}_\perp}{\partial t} = B_0 \frac{\partial \mathbf{v}_\perp}{\partial z}, \quad (\text{A5a})$$

$$\frac{\partial \delta B_z}{\partial t} = -B_0 \mathcal{D}. \quad (\text{A5b})$$

Inverting the definitions of \mathcal{C} and \mathcal{D} for the velocity components gives

$$v_x = \frac{i}{k_\perp^2} (k_y \mathcal{C} - k_x \mathcal{D}); \quad v_y = -\frac{i}{k_\perp^2} (k_x \mathcal{C} + k_y \mathcal{D}). \quad (\text{A6})$$

Using equations (A3), (A4), and (A6) in equations (A5a) and (A5b) gives the field components at $z = 0$

$$\delta B_x = \frac{B_0}{k_\perp^2 \gamma} (k_A k_y \mathcal{C}_0 + i k_M k_x \mathcal{D}_0), \quad (\text{A7a})$$

$$\delta B_y = \frac{B_0}{k_\perp^2 \gamma} (-k_A k_x \mathcal{C}_0 + i k_M k_y \mathcal{D}_0), \quad (\text{A7b})$$

$$\delta B_z = -\frac{B_0}{\gamma} \mathcal{D}_0. \quad (\text{A7c})$$

We can use equations (A7a-A7c) to compare the MHD solution with the potential field limit. The ratios of the perturbed horizontal to vertical field components at $z = 0$ can be written as

$$\frac{\delta \mathbf{B}_\perp}{\delta B_z} = -i \hat{k}_\perp \left(1 + \frac{\gamma^2}{k_\perp^2 v_{Ae}^2} \right)^{1/2} + (\hat{z} \times \hat{k}_\perp) \frac{\gamma}{k_\perp v_{Ae}} \frac{\mathcal{C}_0}{\mathcal{D}_0}. \quad (\text{A8})$$

Equation (A8), together with equation (A3), shows that in the limit $v_{Ae} \rightarrow \infty$ the potential field solution is exact.

The Alfvénic part of the disturbance, as a propagating wave, removes both energy and angular momentum from the cloud. The energy flux \mathcal{F}_W (accounting for both kinetic and electromagnetic energy, and for waves propagating in both directions away from the disc) is

$$\mathcal{F}_W = 2\rho_e \frac{|\mathcal{C}_0^2|}{k_\perp^2} v_{Ae}. \quad (\text{A9})$$

In §4.1 we use equation (4-1) to derive the rate at which the perturbation in the disc is damped by outgoing waves.