

# THE INFLUENCE OF NOVA NUCLEOSYNTHESIS ON THE CHEMICAL EVOLUTION OF THE GALAXY

D. ROMANO AND F. MATTEUCCI<sup>1</sup>

*SISSA/ISAS*

*Trieste, Italy*

AND

<sup>1</sup> *Dipartimento di Astronomia, Università di Trieste,  
Trieste, Italy*

**Abstract.** We adopt up-to-date yields of  ${}^7\text{Li}$ ,  ${}^{13}\text{C}$ ,  ${}^{15}\text{N}$  from classical novae and use a well tested model for the chemical evolution of the Milky Way in order to predict the temporal evolution of these elemental species in the solar neighborhood. In spite of major uncertainties due to our lack of knowledge of metallicity effects on the final products of explosive nucleosynthesis in nova outbursts, we find a satisfactory agreement between theoretical predictions and observations for  ${}^7\text{Li}$  and  ${}^{13}\text{C}$ . On the contrary,  ${}^{15}\text{N}$  turns out to be overproduced by about an order of magnitude.

## 1. Introduction

Classical novae are sporadically injecting material processed by explosive hydrogen-burning nucleosynthesis into the interstellar medium (ISM). Both theoretical and observational evidence suggests that novae, although they have probably processed less than  $\sim 0.3\%$  of the Galactic matter, may be important producers of  ${}^7\text{Li}$ ,  ${}^{13}\text{C}$ ,  ${}^{15}\text{N}$ ,  ${}^{17}\text{O}$ ,  ${}^{22}\text{Na}$ , and  ${}^{26}\text{Al}$  (see Gehrz *et al.* 1998 for a review). The role of novae in the enrichment of the ISM has already been investigated by D’Antona & Matteucci (1991) (hereafter DM) and Matteucci & D’Antona (1991). In DM  ${}^7\text{Li}$  production from novae is computed according to the results of Starrfield *et al.* (1978) concerning the explosive nucleosynthesis in nova outbursts and those of D’Antona & Mazzitelli (1982) concerning the nova secular evolution. The DM results suggest that novae should contribute to more than 50% to the global  ${}^7\text{Li}$

production, that  $^{13}\text{C}$  and  $^{15}\text{N}$  are produced proportionally to  $^7\text{Li}$  in novae, and that no primary  $^{13}\text{C}$  should originate from low-intermediate mass stars in order to fit the observational constraints in the DM scenario.

Here we reanalyse the influence of novae on the chemical evolution of the solar neighborhood, by using the results recently obtained by José & Hernanz (1998) (hereafter JH) from a grid of hydrodynamical nova models.

## 2. The chemical evolution model

The adopted chemical evolution model is that of Chiappini *et al.* (1997). In this model the Galaxy is formed by two distinct episodes of mass accretion: the first one builds the halo and thick-disk substructures; the second one, almost independent from the former and temporally delayed with respect to it, originates the thin-disk, mainly through accretion of matter of primordial chemical composition.

The explosive nucleosynthesis from nova outbursts is included in the model under quite straightforward assumptions on nova progenitors. We assume that at any given time  $t$  the rate of nova outbursts is a fraction  $\alpha$  of the white dwarf (WD) formation rate at a previous time  $t - \Delta t$  multiplied by the number of outbursts per nova ( $n$ ):

$$R_{\text{outbursts}}(t) = n \alpha \int_{0.8}^8 \psi(t - \tau_m - \Delta t) \phi(m) dm.$$

We assume that all stars with initial mass between 0.8 and 8  $M_{\odot}$  end their life as WDs.  $\tau_m$  is the lifetime of a star of mass  $m$  and  $\Delta t = 1$  Gyr is the delay time required for the WD to cool and the first nova outburst to occur (Romano *et al.* 1999). The parameter  $\alpha$ , constant in time, is fixed from the condition of reproducing the currently observed rate of nova outbursts in the Galaxy, namely  $R_{\text{outbursts}}(t_{\text{Gal}}) \sim 30 \pm 30\% \text{ yr}^{-1}$  (Della Valle 2000). The parameter  $n = 10^4$  is the total number of outbursts suffered by the average nova (Bath & Shaviv 1978).

### 2.1. DETAILED NUCLEOSYNTHESIS PRESCRIPTIONS

#### 2.1.1. $^7\text{Li}$ synthesis

The stellar sources of  $^7\text{Li}$  considered are: carbon stars, massive AGB stars, Type II supernovae (SNe) and novae. For stars with initial masses in the range 2–5  $M_{\odot}$  (carbon stars) and 5–8  $M_{\odot}$  (massive AGB stars) we evaluate the masses ejected as newly produced  $^7\text{Li}$  following DM and Matteucci *et al.* (1995). In particular, in Model A and Model B we adopt the same prescriptions on  $^7\text{Li}$  as in the best model of Matteucci *et al.* (1995), whereas in Model C we set to zero the contribution from carbon stars and assume a lower  $^7\text{Li}$  production from massive AGB stars.

For stars with initial mass  $M > 10 M_{\odot}$  we use either the whole yields of  ${}^7\text{Be} + {}^7\text{Li}$  tabulated by Woosley & Weaver (1995) (Model A and Model B) or the same yields but reduced by a factor of 2 (Model C).

Li production during thermonuclear runaways in novae is included in our model by averaging on 14 evolutionary sequences computed by JH, to which we refer for details about input physics, nucleosynthesis and related uncertainties. We assume that  $\sim 30\%$  of nova systems accrete hydrogen rich matter onto the surface of ONeMg WDs, whereas the remaining accrete hydrogen rich matter onto the surface of CO WDs. One model (Model A) does not take into account novae as Li producers.

A further  ${}^7\text{Li}$  source is identified in the Galactic cosmic ray (GCR) spallation on ISM nuclei. Therefore, we run a model (Model C + GCRs) in which we add the absolute  ${}^7\text{Li}$  yields from GCRs as given by Lemoine *et al.* (1998) (their Table 1, case with lower-bound spectrum and  $x = 1$ ).

### 2.1.2. Carbon and nitrogen evolution

TABLE 1. Models referring to CN isotope evolution (see text).

Model	novae	low-intermediate masses
Model 1	no	RV (without hot bottom burning)
Model 2	no	RV (with hot bottom burning)
Model 3	no	HG (constant mass loss)
Model 4	no	HG (variable mass loss)
Model 5	yes (average)	RV (without hot bottom burning)
Model 6	yes (average)	HG (constant mass loss)
Model 7	yes (average)	HG (variable mass loss)
Model 8	yes (min ${}^{13}\text{C}$ )	RV (without hot bottom burning)
Model 9	yes (min ${}^{13}\text{C}$ )	HG (constant mass loss)
Model 10	yes (min ${}^{13}\text{C}$ )	HG (variable mass loss)

In the mass range  $0.8 - 8 M_{\odot}$  we adopt either the old yields from Renzini & Voli (1981) (hereafter RV) (their case with or without hot bottom burning; *i.e.* their case with or without primary  ${}^{13}\text{C}$  and  ${}^{14}\text{N}$  production) or the most recent ones from van den Hoek & Groenewegen (1997) (hereafter HG) (their case with constant efficiency of mass loss along the AGB or their case with variable efficiency of mass loss along the AGB).

The nucleosynthesis prescriptions in the mass range  $M > 10 M_{\odot}$  are from Woosley and Weaver (1995) in all models.

As far as CN production from novae is concerned, we run models without adding their contribution, models in which the average carbon and nitrogen

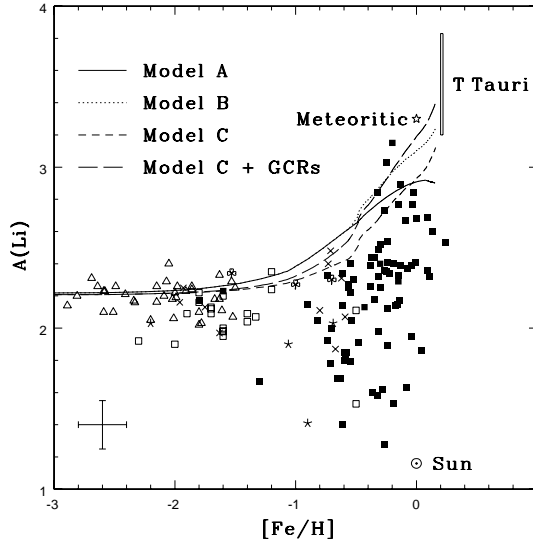


Figure 1. Theoretical predictions on  $A(\text{Li})$  vs.  $[\text{Fe}/\text{H}]$  from four different models (prescriptions on Li synthesis as in Sect.2.1.1) compared to observations.

production from 14 evolutionary sequences (JH) is included, and models in which only the evolutionary sequences corresponding to the minimum  $^{13}\text{C}$  production are considered. The different models are listed in Table 1.

### 3. Results

#### 3.1. $A(\text{Li})$ VS. $[\text{Fe}/\text{H}]$

The  $^7\text{Li}$  abundance is measured in stars of all metallicities and the observations indicate a plateau at low metallicities (PopII stars) followed by an increase in the  $^7\text{Li}$  abundance in the more metal-rich stars. However, in metal-rich stars  $^7\text{Li}$  can be strongly depleted (Fig.1) so the aim of chemical evolution models is to fit the upper envelope of the observed distribution, assuming that this represents the growth of  $^7\text{Li}$  in time as a consequence of stellar and perhaps GCR production. In this framework, the abundance of  $^7\text{Li}$  measured in PopII stars represents the primordial  $^7\text{Li}$  abundance, although a small contribution from GCRs already at these low metallicities cannot be excluded. A recent and careful analysis of extant data in the  $A(\text{Li})$  vs.  $[\text{Fe}/\text{H}]$  diagram (Romano *et al.* 1999) has revealed a possible extension of the plateau toward metallicities higher than previously thought,  $[\text{Fe}/\text{H}] \sim -0.4$  dex. Therefore, astrophysical sources able to synthesize  $^7\text{Li}$  and restore it back into the ISM on long timescales should be preferred.

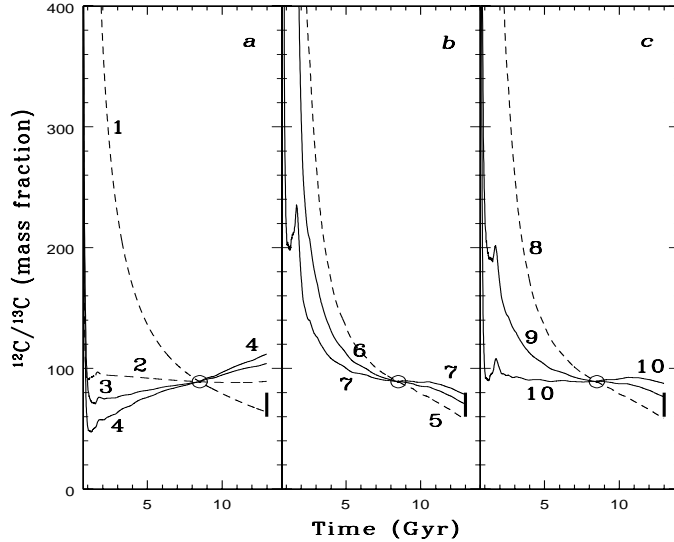


Figure 2. The temporal behaviour of the carbon isotope ratio as predicted by the model using different nucleosynthesis prescriptions (see Sect.2.1.2). In all cases the model  $^{12}\text{C}/^{13}\text{C}$  ratio in the solar neighborhood 4.5 Gyr ago is normalised to its solar value.

Among these, novae are promising candidates: in fact, in our model the first WDs form after  $\sim 600$  million years from the beginning of Galaxy formation, then a billion year more has to elapse to allow them to cool at a level that ensures strong enough nova outbursts.

In Fig.1 we show the theoretical  $A(\text{Li})$  vs.  $[\text{Fe}/\text{H}]$  obtained from the four different models discussed in Sect.2.1.1. Models taking into account novae as Li factories (Models B, C, and C + GCRs) predict that a substantial amount of Li should be returned to the ISM at late times, thus reproducing the steep rise suggested by the data. In particular, Model C + GCRs guarantees a very good fit to the observational data but it also predicts a too high contribution from GCRs to the solar  $^7\text{Li}$  abundance ( $\sim 45\%$ ). In conclusion, we suggest that the best model should be intermediate between Model B and Model C + GCRs.

### 3.2. THE CARBON ISOTOPE RATIO

The observations clearly show that the  $^{12}\text{C}/^{13}\text{C}$  ratio decreases from the time of the Solar System formation up to now:  $(^{12}\text{C}/^{13}\text{C})_{\odot} = 89 \pm 2$  (Cameron 1982),  $(^{12}\text{C}/^{13}\text{C})_{\text{ISM}} = 40-80$  (Crane & Hegyi 1988; Stahl *et al.* 1989). Values of  $(^{12}\text{C}/^{13}\text{C})_{\text{ISM}}$  between 60 and 80 seem to be the most likely ones (Centuri3n & Vladilo 1991; Langer & Penzias 1993).

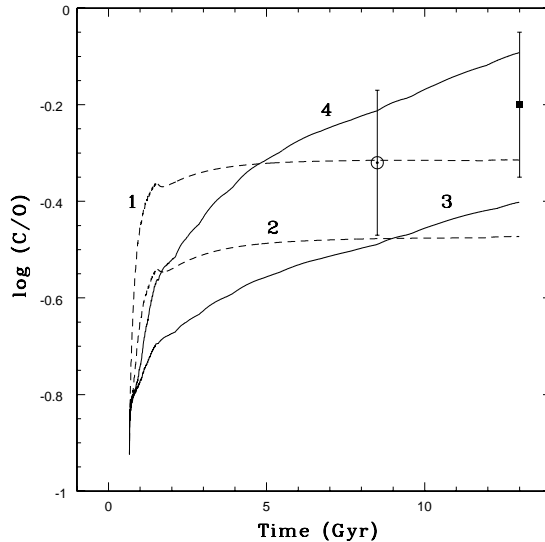


Figure 3. Theoretical  $\log(\text{C/O})$  vs. time from four different models (see text for details).

Among models excluding novae as CN isotope producers, Model 1 predicts too low  $^{13}\text{C}$  and  $^{14}\text{N}$  at the time of Sun's formation, whereas all the others are unable to properly fit the decreasing trend of the carbon isotope ratio in the last 4.5 Gyr (Fig.2, panel *a*). However, Model 4 predicts a  $\log(\text{C/O})$  vs. time in good agreement with observations (see Fig.3). This is due to the larger  $^{12}\text{C}$  production by low mass stars in the yields of HG compared to the old ones of RV.

Concerning  $^{13}\text{C}$  the overall situation is not yet clear, but an extra source of this element seems to be required to improve the agreement with observations.

$^{13}\text{C}$  and  $^{15}\text{N}$  produced during a nova outburst are primary products since they form from C and O seeds which were synthesized during the previous evolution of the WD progenitor, starting from H and He. However, due to the long time taken for novae to expell their synthesized products, the abundances of  $^{13}\text{C}$  and  $^{15}\text{N}$  produced by novae behave like secondary products (Wilson & Matteucci 1992, and refs. therein). As a consequence of this, when including this late contribution into the chemical evolution model, the  $^{12}\text{C}/^{13}\text{C}$  ratio in the solar neighborhood is expected to decrease from the time of the Solar System formation up to now. In Models 5, 6, and 7, where the nova contribution is added by averaging on the results from 14 evolutionary sequences (JH),  $^{13}\text{C}$  turns out to be always overproduced (see Table 2). Therefore, we need some *ad hoc* assumptions: the average

TABLE 2. Elemental abundances (mass fraction) at the time of Sun’s formation as predicted by the model under different input nucleosynthesis, compared to the observations (Grevesse & Noels 1993).

	$^{12}\text{C}_{\odot}$	$^{13}\text{C}_{\odot}$	$^{14}\text{N}_{\odot}$	$^{15}\text{N}_{\odot}$
Model 1	$2.56E-3$	$8.89E-6$	$5.02E-4$	–
Model 2	$1.75E-3$	$4.29E-5$	$1.30E-3$	–
Model 3	$1.66E-3$	$1.39E-5$	$9.79E-4$	–
Model 4	$3.14E-3$	$2.56E-5$	$1.46E-3$	–
Model 5	$2.60E-3$	$9.10E-5$	$6.49E-4$	–
Model 6	$1.69E-3$	$9.75E-5$	$1.11E-3$	$2.44E-5$
Model 7	$3.17E-3$	$1.08E-4$	$1.59E-3$	$2.44E-5$
Model 8	$2.58E-3$	$3.11E-5$	$5.69E-4$	–
Model 9	$1.67E-3$	$3.74E-5$	$1.05E-3$	$2.49E-5$
Model 10	$3.15E-3$	$4.87E-5$	$1.53E-3$	$2.50E-5$
Observed	$3.62E-3$	$4.03E-5$	$1.07E-3$	$3.92E-6$

$^{13}\text{C}$  production from a single nova system during the overall evolutionary history of the solar neighborhood should be not larger than the minimum one suggested by JH (Models 8, 9, 10). A model intermediate between Model 9 and Model 10 should guarantee the best fit to all the observational constraints considered here (see Table 2 and Fig.2, panel *c*). Unfortunately, the solar  $^{15}\text{N}$  abundance turns out to be overestimated by all the models.

Therefore, we explain the decreasing  $^{12}\text{C}/^{13}\text{C}$  ratio in the local ISM as due to the primary nature of  $^{12}\text{C}$  coupled to the primary + secondary nature of  $^{13}\text{C}$  (see also Prantzos *et al.* 1996). A recent work by Palla *et al.* (1999) strongly supports the idea that the majority of the planetary nebula progenitors must have undergone an extra-mixing process, resulting in an enhanced  $^{13}\text{C}$  abundance in the surface layers and leading to a  $^{12}\text{C}/^{13}\text{C}$  ratio lower than predicted by standard stellar evolutionary models. This  $^{13}\text{C}$  source is equivalent to that from novae since in both cases this extra source is acting at late times. In summary: we cannot conclude that novae are necessary to explain the  $^{12}\text{C}/^{13}\text{C}$  ratio, but we can conclude that the inclusion of nova nucleosynthesis in the chemical evolution model for our galaxy improves the predictions for both  $^7\text{Li}$  and  $^{13}\text{C}$  evolution.

## Acknowledgements

We thank the organizers for a very interesting meeting and C. Chiappini and N. Prantzos for many helpful comments. We acknowledge financial support

from the Italian Ministry for University and for Scientific and Technological Research (MURST).

## References

1. Bath, G.T. and Shaviv, G. (1978) *MNRAS*, **183**, 515
2. Cameron, A.G.W. (1982) in *Essays in Nuclear Astrophysics* C.A. Barnes, D.D. Clayton, N.D. Schramm (eds.), p. 23. Cambridge: Cambridge Univ. Press.
3. Centuri3n, M. and Vladilo, G. (1991) *A&A*, **251**, 245
4. Chiappini, C., Matteucci, F. and Gratton, R. (1997) *ApJ*, **477**, 765
5. Crane, P. and Hegyi, D.J. (1988) *ApJ*, **326**, L35
6. D’Antona, F. and Matteucci, F. (1991) *A&A*, **248**, 62 (DM)
7. D’Antona, F. and Mazzitelli, I. (1982) *ApJ*, **260**, 722
8. Della Valle, M. (2000), this proceedings
9. Gehrz, R.D., Truran, J.W., Williams, R.E. and Starrfield, S. (1998) *PASP*, **110**, 3
10. Grevesse, N. and Noels, A. (1993) in *Origin and Evolution of the Elements* N. Prantzos *et al.* (eds.), p. 13. Cambridge: Cambridge Univ. Press.
11. Jos3, J. and Hernanz, M. (1998) *ApJ*, **494**, 680 (JH)
12. Langer, W.D. and Penzias, A.A. (1993) *ApJ*, **408**, 539
13. Lemoine, M., Vangioni-Flam, E. and Cass3, M. (1998) *ApJ*, **499**, 735
14. Matteucci, F. and D’Antona, F. (1991) *A&A*, **247**, L37
15. Matteucci, F., D’Antona, F. and Timmes, F.X. (1995) *A&A*, **303**, 460
16. Palla, F., Bachiller, R., Stanghellini, L., Tosi, M. and Galli, D. (1999) *A&A*, in press
17. Prantzos, N., Aubert, O. and Audouze, J. (1996) *A&A*, **309**, 760
18. Renzini, A. and Voli, M. (1981) *A&A*, **94**, 175 (RV)
19. Romano, D., Matteucci, F., Molaro, P. and Bonifacio, P. (1999) *A&A*, **352**, 117
20. Stahl, O., Wilson, T.L., Henkel, C. and Appenzeller, I. (1989) *A&A*, **221**, 321
21. Starrfield, S., Truran, J.W., Sparks, W.M. and Arnould, M. (1978) *ApJ*, **222**, 600
22. van den Hoek, L.B. and Groenewegen, M.A.T. (1997) *A&AS*, **123**, 305 (HG)
23. Wilson, T.L. and Matteucci, F. (1992) *A&ARv*, **4**, 1
24. Woosley, S.E. and Weaver, T.A. (1995) *ApJS*, **101**, 181