

Disc instability models for X-ray transients: evidence for evaporation and low α –viscosity ?

Kristen Menou^{1,2,5*}, Jean-Marie Hameury^{3,5}, Jean-Pierre Lasota^{4,5,2}
and Ramesh Narayan^{1,5}

¹ *Harvard-Smithsonian Center for Astrophysics, 60 Garden Street, Cambridge, MA 02138, USA,*
rnarayan@cfa.harvard.edu

² *UMR 8629 du CNRS, Département d’Astrophysique Relativiste et de Cosmologie, Observatoire de Paris, Section de Meudon,*
F-92195 Meudon Cédex, France

³ *UMR 7550 du CNRS, Observatoire de Strasbourg, 11 rue de l’Université, F-67000 Strasbourg, France, hameury@astro.u-strasbg.fr*

⁴ *Institut d’Astrophysique de Paris, 98bis Boulevard Arago, F-75014 Paris, France, lasota@iap.fr*

⁵ *Institute for Theoretical Physics, University of California, Santa Barbara, CA 93106-4030, USA*

13 November 2018

ABSTRACT

We construct time-dependent models of accretion discs around black holes and neutron stars. We investigate the effect of evaporating the disc inner regions during quiescence on the predictions of the Disc Instability Model (DIM) for these systems. We do not include irradiation of the disc in the models.

Removing the inner, most unstable parts of the accretion disc increases the predicted recurrence times. However, DIMs with values of the viscosity parameter $\alpha_{\text{hot}} \sim 0.1$ and $\alpha_{\text{cold}} \sim 0.02$ (typical of applications of the DIM to standard dwarf nova outbursts) fail to reproduce the long recurrence times of SXTs (unless we resort to fine-tuning of the parameters) independent of the evaporation strength. We show that models with evaporation and a smaller value of α_{cold} (~ 0.005) do reproduce the long recurrence times and the accretion rates at the level of the Eddington rate observed in outburst. The large difference between the values of α_{hot} and α_{cold} , if confirmed when disc irradiation is included, suggests that several viscosity mechanisms operate in these accretion discs.

For some choices of parameters our models predict reflares during the decline from outburst. They are a physical property of the model and result from a heating front forming in the wake of an initial cooling front and subsequent, multiple front reflections. The reflares disappear in low- α models where front reflection can not occur.

Key words: X-ray: stars – binaries: close – accretion, accretion discs – black hole physics– novae, cataclysmic variables – instabilities – turbulence – MHD

1 INTRODUCTION

Low Mass Black Hole Binaries (LMBHBs) and Low Mass Neutron Stars Binaries (LMNSBs) are close binary systems in which a Roche-lobe filling, low mass (main sequence or sub-giant) secondary star transfers mass to a compact primary. All known LMBHBs and several LMNSBs are transients (see e.g. Tanaka & Lewin 1995, van Paradijs & McClintock 1995, White, Nagase & Parmar 1995); these transient systems are known as soft X-ray transients (SXTs), or

X-ray novae. Their outbursts last from several weeks to several months during which X-ray luminosities can approach the Eddington limit. The outbursts are separated by long periods of quiescence lasting from one to tens of years (see e.g. Chen, Shrader & Livio 1997; hereafter CSL).

SXTs are in some respects similar to dwarf novae (DN), which exhibit outbursts of 4–6 magnitudes in optical. These outbursts typically last days and are separated by periods of quiescence of a few weeks. DN are a subclass of Cataclysmic Variables (CVs; see Warner 1995 for a review), close binary systems similar to LMBHBs and LMNSBs, except for the compact primary which is a white dwarf.

It is widely believed that dwarf nova outbursts are due to a thermal-viscous instability in the accretion disc of these

* Present address: Princeton University, Department of Astrophysical Sciences, Princeton NJ 08544, USA, kristen@astro.princeton.edu

systems. For effective temperatures between about 5000 K and 8000 K, accretion discs in which viscosity is described by the “ α -prescription” (Shakura & Sunyaev 1973) are thermally and viscously unstable because of large changes in the opacity when hydrogen recombines. The disc instability model (DIM; see Cannizzo 1993b for a review; Hameury et al. 1998 and Menou, Hameury & Stehle 1999a for the most recent version of the model) accounts for a number of general properties of dwarf novae. Similarities between the properties of DN and SXTs led to the suggestion that their outbursts have the same origin (van Paradijs & Verbunt 1984; Cannizzo, Ghosh & Wheeler 1982; Huang & Wheeler 1989; Mineshige & Wheeler 1989).

Several important features of DN remain unexplained by the standard version of the DIM, which assumes that the disc extends down to the white dwarf’s surface, that the mass transfer rate from the secondary star is constant, and that effects of disc and secondary irradiation can be neglected (see e.g. Lasota & Hameury 1998; Lasota 1999; Warner 1998; Smak 1999, Hameury, Lasota & Warner 1999b for a discussion of these effects). This version cannot account for the quiescent accretion rates onto the white dwarf (they exceed the model predictions by more than two orders of magnitude), and for the very long recurrence times of WZ Sge-type systems (Lasota 1996a,b). The observed delay between the rise in optical and in EUV (e.g. in SS Cyg; Mauche 1996) was also long considered as a problem, but Smak (1998) recently argued that it can be naturally reproduced by the DIM if appropriate outer boundary conditions for the disc are used.

Similar difficulties, but more pronounced, appear for SXTs, since the standard DIM fails to reproduce a number of essential properties of these systems. In particular, an early attempt to explain the properties of BH SXT outbursts with the DIM (Mineshige & Wheeler 1989) was unable to reproduce the observed long recurrence times (comparable to those of WZ Sge systems) and the high accretion rates required in outburst. In addition, the weak X-ray flux detected from quiescent BH SXTs, which was mistakenly thought by some to be an argument in favour of the DIM versus the competing mass transfer instability model, is many orders of magnitude larger than any flux predicted by the DIM (Lasota 1996a).

In the DN case, the problems can be solved, at least in part, if a “hole” is present in the inner regions of the disc. The “hole” can either be caused by evaporation of the disc (Meyer & Meyer-Hofmeister 1994), or due to the extended magnetospheric cavity of the WD (Livio & Pringle 1992; Lasota, Kuulkers & Charles 1999). A model in which a “hole” is included can account for both the EUV delay and the quiescent X-ray luminosity (if the hole is filled with a tenuous, X-ray emitting gas; Meyer & Meyer-Hofmeister 1994; Hameury, Lasota & Dubus 1999a).

The case of WZ Sge requires additional modifications of the standard DIM. The very long recurrence time of this system, and the large amount of mass accreted during the outburst, can be reproduced either by using a value of the viscosity parameter α_{cold} several orders of magnitude lower than in other DN (Smak 1993; Osaki 1995), or by making the “hole” sufficiently large for the remaining disc to be globally stable. In the latter case, the outbursts would have to be triggered by enhanced mass transfer (Lasota, Hameury &

Huré 1995; Hameury, Lasota & Huré 1997b). A marginally stable, truncated disc, as proposed by Warner, Livio & Tout (1996), is equivalent to a globally stable disc from this point of view (Hameury et al. 1997b). If the truncated disc is globally stable, and $\alpha_{\text{cold}} \sim 0.02$, however, there is not enough mass in the disc to account for the outburst’s total energy, so that enhanced mass transfer is also required during the outburst. Hameury et al. (1997b) find that if this enhanced mass transfer is due to irradiation of the secondary, the model reproduces the shape of the observed lightcurve.

The presence of “holes” in the accretion discs of quiescent SXTs seems unavoidable if their outbursts are due to the thermal-viscous instability (Lasota 1996a,b). In the BH case, such holes can only result from the evaporation of the accretion disc since black holes are not magnetized. Narayan, McClintock & Yi (1996) proposed a model in which, as a result of evaporation, the inner parts of the accretion flow in quiescent BH SXTs form an advection-dominated accretion flow (ADAF; see also Lasota, Narayan & Yi 1996; Narayan, Barret & McClintock 1997). The model explains the observed spectra and solves the problem of incompatibility between the accretion rates predicted by the DIM and the observed flux.

Esin, McClintock & Narayan (1997; see also Narayan 1996; Esin et al. 1998) extended the idea of two-component accretion flows a step further. They showed that the various spectral states of black hole X-ray binaries can be modeled as a sequence of physical states with varying accretion rates and sizes of the two components of the accretion flow. According to this model, in outburst, the disc extends down to the black hole, while the inner disc is gradually replaced by an ADAF as a system goes to lower luminosity levels. A gradual evaporation of the inner disc during the decline is also qualitatively consistent with the accretion geometry inferred by Życki, Done & Smith (1999) from the X-ray reprocessing properties of several BH X-ray transients.

Hameury et al. (1997a) used the two component (inner ADAF + outer disc) model to describe the quiescent state and the rise to outburst of the BH SXT GRO J1655-40. The model predictions agree with existing constraints on the spectrum of the system in quiescence, the observed 6 day delay between the rise to outburst of the optical and X-ray fluxes, and the rise-times of these two fluxes. Recently, Esin, Lasota & Hynes (1999) showed that the whole, unusual outburst can be described in the framework of the DIM thus validating Hameury et al. (1997a) results.

In this paper, we consider the role of disc evaporation on the predictions of the DIM for SXT outbursts. We shall refer to a DIM that includes evaporation as a Truncated-Disc Instability Model (hereafter TDIM). Cannizzo (1998) already constructed TDIMs of the BH SXT A0620-00 with a weak evaporation and the prescription $\alpha = 50(H/R)^{3/2}$ for the viscosity parameter. Cannizzo’s simulations show that models without evaporation lead to unreasonably short recurrence times, and that evaporation acts to increase the predicted recurrence times to values of several tens of years, as required. This is expected, since evaporation removes the inner, most unstable parts of the accretion disc. However, the outburst rise time predicted by Cannizzo’s model is an order of magnitude longer than the observed one. This is due to the use of the prescription $\alpha = 50(H/R)^{3/2}$ according to Lasota & Hameury (1998).

There are two additional reasons to go beyond Cannizzo’s calculations. First, his calculations do not allow the disc outer radius to vary with time. Smak (1984, 1998; see also Hameury et al. 1998) showed that including this effect is crucial for reliable DIM predictions of DN outbursts, and it is likely to be important for SXT models as well. Second, in the models of Cannizzo (1998), the effect of including evaporation and using a very small value of α in the quiescent disc are not clearly separated. In particular, in his work, it is unclear if evaporation alone can be held responsible for the long recurrence times, if values of α similar to those inferred from applications of the DIM to DN (typically $\alpha_{\text{hot}} \sim 10^{-1}$ and $\alpha_{\text{cold}} \sim 0.02$) are used for the discs of SXTs. In our view, this is an important question because the evidence for disc evaporation, even indirect, is stronger than for any specific α -prescription.

In § 2, we recall some important observational properties of BH and NS SXTs, later used to constrain our models. In § 3, we first describe the numerical truncated disc instability model used. We then show that, in the limit where illumination can be neglected, TDIMs with values of α considered as standard for DN discs are unable to reproduce the long recurrence times of SXTs, no matter how strong the evaporation is. In § 4, we present other plausible models of SXTs. We find that a TDIM with a small value of α_{cold} ($\sim 5 \times 10^{-3}$) and strong evaporation does reproduce the long recurrence times and the high maximum values of the accretion rate in the discs of SXTs. We also present models in which the disc of SXTs are globally stable and the outbursts are triggered by a slow variation of the mass transfer rate of the secondary. In § 5, we discuss important consequences, limitations and possible extensions of this work. In § 6, we summarize our main results.

2 MAIN OBSERVATIONAL CHARACTERISTICS OF SXTS

BH and NS X-ray Transients show a rather complex behaviour (see, e.g., Tanaka & Shibazaki 1996 and CSL for reviews). In this section, we identify several important properties of these systems which may be considered as characteristic of their class and therefore must be explained by a successful model of SXT outbursts. We will also often compare SXTs with DN, since the same underlying thermal-viscous instability is supposed to be responsible for the outbursts in the two classes of systems.

As a guide, we use the observed properties of SS Cyg, Aql X-1 and A0620-00 as indicative of the general properties of U Gem-type DN, NS SXTs and BH SXTs respectively, keeping in mind that significant differences exist even between two outbursts in a same system (e.g. at least four types of outbursts in SS Cyg; Warner 1995).

2.1 Timing properties

The timescales of evolution of an unsteady disc are simple and robust predictions of the DIM, which provide powerful tests of the model when compared to the observations. This is because the time evolution of the disc is due to the existence of a well defined limit cycle in the DIM, and because

the observed variability is ‘ready-to-interpret’ (free of noise, systematic errors, etc..).

Most of the properties of BH and NS SXTs mentioned in this section are taken from the compilation of CSL. We identify several important timescales for X-ray transients: the recurrence time t_{rec} between two successive outbursts, the e-folding rise timescale τ_{rise} and the total rise time t_{rise} of an outburst (which can be wavelength-dependent), the e-folding decay timescale τ_{decay} (which is wavelength dependent), and the total duration of the outburst t_{dur} . In our view, a model which fails to reproduce *all* these characteristic times is not fully satisfactory. None of the previous models of SXTs passed this test (e.g. Mineshige & Wheeler 1989; Cannizzo 1998).

We focus our discussion on a sample of SXTs with clearly identified primaries (see Garcia et al. 1998): the BH systems have firm dynamical lower limits on the mass of the primary, and the NS SXTs showed type I X-ray bursts. We also focus on systems which have exhibited standard Fast Rise Exponential Decay (FRED) lightcurves. This excludes the long period systems GRO J1655-40 and V 404 Cyg and reduces the sample to four BH SXTs (A0620-00, GS 2000+25, GRS 1124-683=Nova Mus 91 and GRO J0422+32 – ‘‘best examples of FREDs’’ according to CSL) and two NS SXTs (Cen X-4 and Aql X-1; here we chose only their outbursts of the FRED type : it is not clear how the standard DIM could account for the other types of lightcurves observed in SXTs).

2.1.1 Recurrence times

Aql X-1 experiences an outburst every year approximately, while the recurrence time of Cen X-4 is ~ 10 years. A0620-00 experienced two outbursts separated by 58 years (note that no X-ray data are available for the presumed first outburst). Most BH SXTs did not experience a second outburst since their discovery by X-ray satellites, so that there is good evidence for the recurrence times of BH SXTs generally exceeding 20 – 30 years. As mentioned above, SXT recurrence times are similar to those of WZ Sge-type DN. For comparison, the recurrence time of SS Cyg is $t_{\text{rec}} \sim 50$ days (e.g. Cannizzo & Mattei 1992) and the recurrence time of other U Gem type DN is generally of the order of one month (e.g. Szkody & Mattei 1984).

2.1.2 Rise times

The characteristic X-ray rise timescales (τ_{rise}) of FRED-type SXTs vary from 0.3 to 2 days (for the period of fastest flux increase – CSL). The total rise time t_{rise} from quiescence to outburst peak is difficult to estimate because it is instrument dependent, and because the coverage of the rising phase is, for obvious reasons, rather poor. For SXTs, t_{rise} is ~ 5 to 10 days in X-rays, or perhaps longer. For comparison, the total optical rise time in SS Cyg is $t_{\text{rise}} \sim 3$ days (for a ‘type B’ outburst - see below). The optical rise time of several U Gem-type DN in the sample of Szkody & Mattei (1984) is $t_{\text{rise}} \sim 2$ days.

In several DN, there is evidence for at least two types of outbursts. ‘Type A’ outbursts correspond to FREDs and are usually interpreted as ‘outside-in’ outbursts, i.e. outbursts triggered in the outer regions of the disc (Smak 1984).

This interpretation seems, in a few cases, consistent with the observed delay between the rise to outburst of optical and EUV (or UV) fluxes (Warner 1995). ‘Type B’ outbursts have a more symmetric shape with a slower rise phase, and are usually interpreted as ‘inside-out’ outbursts (Smak 1984; see also Menou et al. 1999a).

In the case of SXTs, there is no observational evidence for outside-in outbursts. The delay between the rise of the optical and X-ray fluxes (observed only during a non-FRED outburst of the BH SXT GRO J1655-40) *is not* an indication of an outside-in outburst if the disc is truncated. Indeed, Hameury et al. (1997a) obtain correct rise times and the X-ray/optical delay for an inside-out outburst. In this case the ‘inside’ corresponds to the inner edge of the truncated disc, far from the central object.

2.1.3 Decay times

The X-ray decay timescales τ_{dec} of SXTs with FRED light-curves are typically 25 - 40 days (CSL). The optical decay timescales of BH SXTs are ~ 50 to 200 days, while the optical decay timescales of NS SXTs are ~ 10 to 30 days (but the available information is poor). We note that long decay timescales are also observed in WZ Sge-type DN (Kuulkers, Howell & van Paradijs 1996; Kuulkers 1998).

2.1.4 Duration times

The reported duration times for the FRED-type outbursts of BH SXTs range from 170 to 260 days in X-rays (and even longer in optical), while $t_{\text{dur}} \sim 70$ days in X-rays for FRED-type outbursts of NS SXTs. The typical duration time of U Gem-type DN in the sample of Szkody & Mattei (1984) is $t_{\text{dur}} \sim 10$ days (optical).

One has to remember, however, that the reported durations for SXTs depend on the detection threshold of the instrument and that the coverage of some outbursts is incomplete; sometimes the reported duration is only a lower limit on the true duration. In some cases, the decay timescale τ_{dec} may be more appropriate than the duration time t_{dur} for comparison of the model predictions with the observations.

2.2 Other important observational constraints

An estimate of the maximum luminosity reached in outburst by a SXT depends on the distance to the system and, when compared to the Eddington luminosity, on the mass of the primary. According to Garcia et al. (1998), the NS SXTs considered here approximately reached the Eddington luminosity at outburst peak, as did some of the BH SXTs. According to CSL, the maximum luminosities reached are closer to 10% of the Eddington luminosity, but their values could be underestimated. For example, CSL obtain for Nova Muscae 1991 a peak luminosity (0.4 - 10 keV) of 0.08 in Eddington units, whereas according to Esin et al. (1997), who used the entire available spectral information, the peak luminosity in this system was almost exactly Eddington. In our view, this means that models of SXTs have to be able to reach the Eddington accretion rate. The Eddington accretion rate is defined here as

$$\dot{M}_{\text{Edd}} = 1.39 \times 10^{18} \left(\frac{M_1}{M_{\odot}} \right) \text{ g s}^{-1}, \quad (1)$$

the rate at which an accretion flow around a central object of mass M_1 reaches the Eddington luminosity for a standard 10% radiative efficiency. The Eddington luminosity, however, seems to be the maximum luminosity for SXTs. Combined with outburst durations this implies that the mass accreted during outbursts by the central body is \sim a few 10^{24} g (roughly the same as accreted onto the white dwarf during WZ Sge eruptions). This constraint must be satisfied by SXT models as well.

Observations of broadened H_{α} emission lines provide an upper limit on the value of the disc inner radius R_{in} in quiescence for several BH SXTs (e.g. Orosz et al. 1994; Narayan et al. 1996; Menou, Narayan & Lasota 1999b). In most systems, the constraints indicate a value of R_{in} less than 10^4 to a few $10^4 R_S$, where $R_s = 2.95 \times 10^5 (M_1/M_{\odot})$ cm is the Schwarzschild radius of the black hole primary of mass M_1 . The limits provide a useful constraint on the strength of evaporation to be included in the TDIMs of SXTs (see below).

For some systems, other constraints on R_{in} exist at various stages of the outburst from the modeling of X-ray reflection properties (Życki et al. 1998), as well as spectral fits which involve R_{in} as a parameter (e.g. Sobczak et al. 1999). However, these two methods are model dependent and somewhat controversial, because the relevant spectral features can be modeled differently (M. Nowak, private communication). We choose to ignore them here.

3 “STANDARD” TRUNCATED DISC INSTABILITY MODELS OF SXTS

In this section, we investigate a “standard” version of the TDIM for SXTs. As mentioned above, by “standard”, we mean a model with values of the viscosity parameter α that are usually considered as standard for DN discs: $\alpha_{\text{hot}} \sim 0.1$ and $\alpha_{\text{cold}} \sim 0.02$. Non-standard models, in particular models using significantly smaller values of α_{cold} , are considered in § 4.

3.1 Numerical specifications

3.1.1 General

We use the numerical code described in Hameury et al. (1998) to simulate the evolution of discs around NSs and BHs. The equations of conservation of mass, angular momentum and energy for a thin Keplerian disc are solved on an adaptive grid which resolves narrow structures in the disc (transition fronts in particular). A fully implicit numerical scheme is used for time evolution, to avoid any Courant-type limiting condition on the timestep of integration.

A grid of disc vertical structures, which give the local cooling rate of the disc as a function of its surface density, central temperature and the vertical gravity is precalculated before running the disc evolution. The effect of changing the mass of the central object (from a NS SXT to a BH SXT) enters the time-dependent calculations both through the radial conservation equations solved, and through the grid of vertical structures with different gravities.

The outer radius of the disc is allowed to vary with time under the action of the torque applied by the secondary star on the outermost regions of the disc. Including this proper boundary condition (as opposed to a rigid boundary condition with a fixed value of the outer radius) has been found to drastically affect the predictions of the DIM for DN discs (see Hameury et al. 1998 for details). The effect of including this proper boundary condition for discs of SXTs is discussed in § 3.2.1.

3.1.2 Formation of a hole in the disc

The formation of a hole in the discs of SXTs is probably determined by the physics of the evaporation of gas from the disc, possibly into an ADAF. This physics is poorly understood. Several mechanisms have been proposed in the literature to explain the transition (see, e.g., Meyer & Meyer-Hofmeister 1994; Liu, Meyer, Meyer-Hofmeister 1997; Narayan & Yi 1995; Honma 1996; Shaviv, Wickramasinghe & Wehrse 1999), but none of these models has reached a sufficient level of detail to allow robust quantitative predictions.

Disc evaporation has already been included in the calculations of Hameury et al. (1997a) and Hameury et al. (1999a). In these studies, a ‘reasonable’ formula was used (close to the one proposed by Meyer & Meyer-Hofmeister 1994) and evaporation was included in the numerical models as a sink of matter in the mass conservation equation (see also the models with evaporation of Cannizzo 1998).

Here, we chose a slightly different approach. We assume an *ad hoc* law for the rate of evaporation as a function of radius, as in Hameury et al. (1997a; 1999a), but in addition we assume that evaporation acts only in a very narrow region at the inner edge of the disc. This is a good approximation if the rate of evaporation of the disc material is a steep function of radius.

To be more specific, the inner radius of the disc, R_{in} , varies according to:

$$\dot{M}_{\text{disc}}(R_{\text{in}}) = \dot{M}_{\text{evap}}(R_{\text{in}}), \quad (2)$$

where $\dot{M}_{\text{disc}}(R_{\text{in}})$ is the time-dependent accretion rate at the inner edge R_{in} of the disc, and $\dot{M}_{\text{evap}}(R)$ is the evaporation law with an arbitrary functional form. This evaporation law is chosen so that, in outburst, $\dot{M}_{\text{evap}}(R)$ is much less than the accretion rate in the disc at any radius, and the disc is fully extended. The radius of truncation of the disc in quiescence depends on the functional form of $\dot{M}_{\text{evap}}(R)$ and the profile of \dot{M}_{disc} in the disc. We find that this numerical recipe is much more stable than that used in Hameury et al. (1997a), while it gives very similar results for the evolution of R_{in} and the outburst cycles in general.

Following Hameury et al. (1997a), we could have assumed that the disc is evaporated into an ADAF which accretes everywhere at the maximum rate allowed, $\dot{M}_{\text{crit}}^{\text{ADAF}}(R)$, and take for the evaporation law $\dot{M}_{\text{evap}}(R) = \dot{M}_{\text{crit}}^{\text{ADAF}}(R)$. Recently, however, the estimates of $\dot{M}_{\text{crit}}^{\text{ADAF}}(R)$ have been revised to higher values (Esin et al. 1997; Menou et al. 1999b). Using these recent estimates for the evaporation law (i.e. a stronger evaporation than, e.g., in Hameury et al. 1997a) would imply that truncated discs are globally stable (and stationary) for all mass transfer rates below $\sim 10^{17} \text{ g s}^{-1}$ (this is demonstrated by the Fig. 5 of Menou

et al. 1999b), whereas typical SXT mass-transfer rates are much lower: $\sim 10^{15} - 10^{16} \text{ g s}^{-1}$ (van Paradijs 1996; CSL; Menou et al. 1999b). In addition, for mass transfer rates $\leq 10^{17} \text{ g s}^{-1}$, the stable discs would be truncated at radii $\geq 3 \times 10^4 R_s$, which is inconsistent with the upper limits derived from H_α emission lines (§ 2.2).

To circumvent these difficulties, and ensure that discs in our models experience outbursts even at lower mass transfer rates, $\dot{M}_{\text{evap}}(R)$ must be less than $\dot{M}_{\text{crit}}^{\text{ADAF}}(R)$. We use the following evaporation law:

$$\dot{M}_{\text{evap}}(R) = \frac{0.08 \dot{M}_{\text{Edd}}}{\left(\frac{R}{R_s}\right)^{1/4} + \mathcal{E} \left(\frac{R}{800R_s}\right)^2}, \quad (3)$$

where \mathcal{E} is a constant ensuring that a maximally truncated disc is still unstable. The power laws and scalings in Eq. (3) are such that the profile of $\dot{M}_{\text{evap}}(R)$ is initially slowly decreasing with radius, and then decreases much more steeply beyond a radius $\sim 800R_s \times \mathcal{E}^{-1/2}$. In all the models with evaporation described below, we take $\mathcal{E} = 20$ (except in section 4.1, in which $\mathcal{E} = 30$). This corresponds to a situation where the evaporation rate during quiescence is significantly smaller than the mass transfer rate from the secondary, thus ensuring that the disc is not marginally unstable.

This expression for the evaporation law is *ad hoc* but possesses several advantages. First, it is a continuously decreasing function of radius, which seems quite natural, and is appropriate for the numerical implementation of evaporation described above. Second, the maximum value of $\dot{M}_{\text{evap}}(R)$, as defined in Eq. (3) when $R \sim R_s$, is consistent with the high value required in the ADAF models of Esin et al. (1997) to fit the high luminosity states of the BH SXT Nova Muscae 91. Third, it leads to disc truncation radii in quiescence which are smaller than the upper limits inferred from the broadening of H_α emission lines. The resulting discs are unsteady and experience limit cycles for reasonable mass transfer rates ($\sim 10^{15} \text{ g s}^{-1}$), as required for the DIM to be the explanation of SXT outbursts.

Naturally, one could worry that the predictions of the time-dependent models depend on the evaporation law used. This is true about the strength of evaporation, but we find that our conclusions do not crucially depend on the precise shape of the evaporation law. We discuss the effects of changing the evaporation law on the model predictions in § 5.

Note that in the models presented here, the presence of a tenuous region in the inner accretion flow, presumably an ADAF, is only taken into account through disc evaporation (i.e. as a sink of mass): we neglect any other physical effect that this inner region of the accretion flow could have on the disc evolution. Disc irradiation by the central X-ray source during high luminosity states is also neglected, although it is a potentially important effect (see § 5 for a discussion). For simplicity, we use the same evaporation law for BH and NS SXTs, except that \dot{M}_{Edd} and R_s are scaled with the actual primary mass M_1 .

3.2 Results

We present in this section two SXT models, one with parameters relevant for the BH SXT A0620-00, and the other for the NS SXT Aql X-1. In both models, $\alpha_{\text{hot}} = 0.1$,

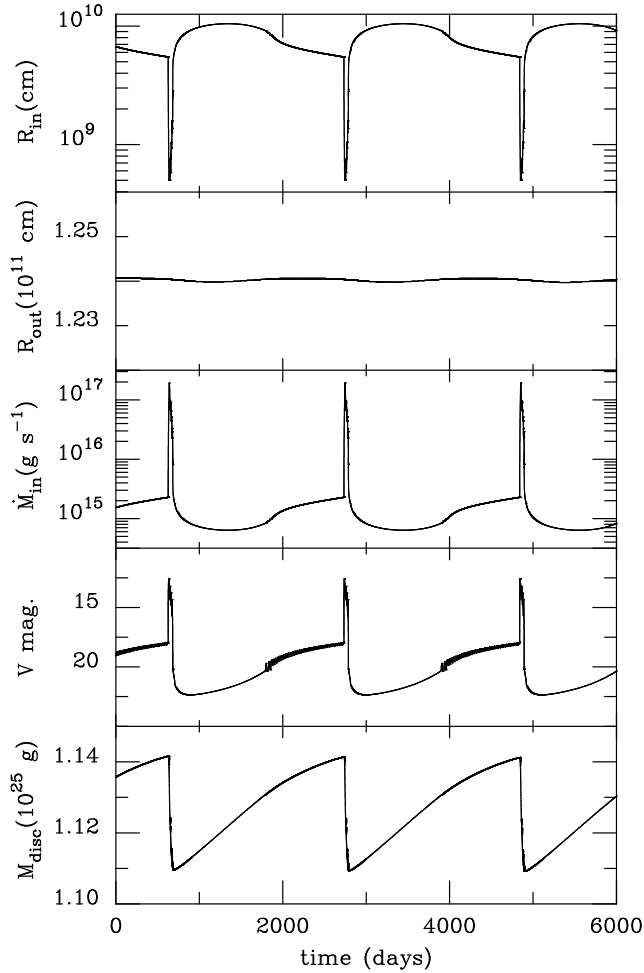


Figure 1. Evolution of the disc mass M_{disc} , the V band magnitude of the disc, the accretion rate at the disc inner edge \dot{M}_{in} , the disc outer radius R_{out} and the disc inner radius R_{in} in a model with parameters relevant for the BH SXT A0620-00 (see text for details). The recurrence time is $t_{\text{rec}} \simeq 5$ years in this model with $\alpha_{\text{cold}} = 0.02$.

$\alpha_{\text{cold}} = 0.02$, the disc inner radius is limited during the evolution to the minimum value $R_{\text{min}} = 5 \times 10^8$ cm (see § 5 for a discussion of this numerical limitation) and Eq. (3), scaled with M_1 , is used for the evaporation law.

The model of A0620-00 has the following parameters: primary mass $M_1 = 6M_{\odot}$, time-averaged value of the disc outer radius $\langle R_{\text{out}} \rangle = 1.24 \times 10^{11}$ cm and mass transfer rate $\dot{M}_T = 3 \times 10^{15}$ g s $^{-1}$. The model of Aql X-1 has the following parameters: primary mass $M_1 = 1.4M_{\odot}$, time-averaged value of the disc outer radius $\langle R_{\text{out}} \rangle = 1.8 \times 10^{11}$ cm and mass transfer rate $\dot{M}_T = 2 \times 10^{16}$ g s $^{-1}$. The main properties of these models are summarized in Figures 1 to 5, and are discussed in more detail below.

For comparison, we also show in Fig. 3 and 4 results from a model with parameters relevant for A0620-00, but without evaporation. Results are similar, except for a significantly shorter recurrence time, a larger number of reflares, and the existence of two type of outbursts. Successive small and large outbursts are also predicted in models of dwarf novae (see e.g. Cannizzo 1993a; Menou et al. 1999a). During small outbursts, the outward propagating heating front

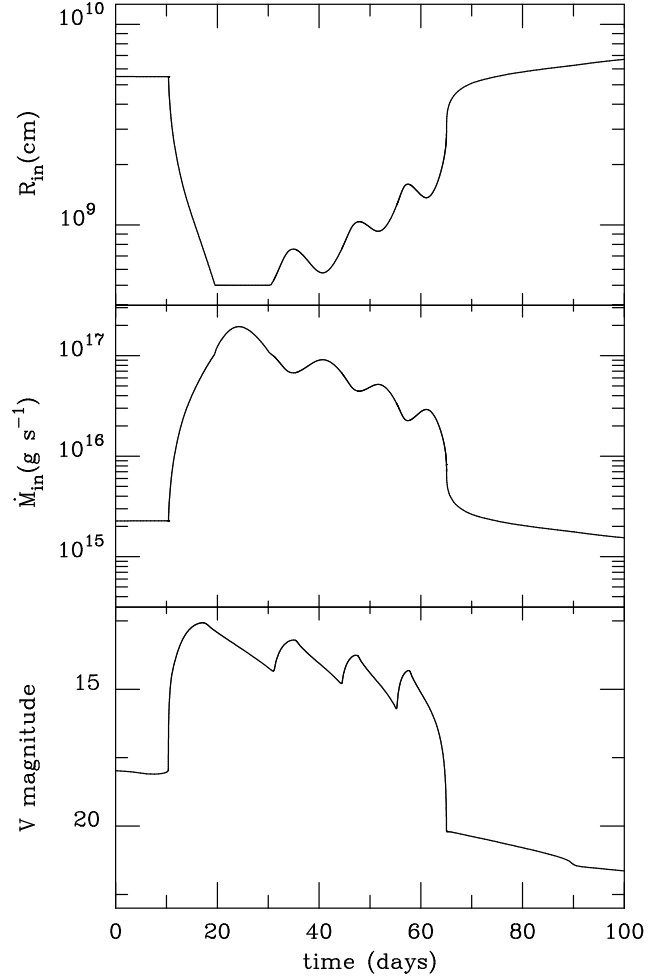


Figure 2. Details on the evolution of the V band magnitude of the disc, the accretion rate at the disc inner edge \dot{M}_{in} and the disc inner radius R_{in} during an outburst of the model presented in Fig. 1. Note the multiple reflares during the decline, as seen in the modulations of the V band magnitude, \dot{M}_{in} and R_{in} .

does not reach the outer disc radius. In the DIM, the inner regions of quiescent accretion discs are more subject to instabilities than the outer ones, so that the truncation of the inner disc has a stabilizing effect. This explains the absence of ‘small’ outbursts and the reduced number of reflares in models that include evaporation (see below in § 3.2.6).

The panel representing the total mass in Fig. 1 shows that the disc evolution is periodic and therefore relaxed (i.e. does not depend on the arbitrary properties of the initial disc used at the beginning of the simulation). This is true of every model discussed in this paper. Strictly periodic outburst cycles are produced in SXT models, like for DN, while observed cycles show, in general, only some regularity.

In the models presented here (as well as in all the other sections), the outbursts are triggered in the inner regions of the truncated disc (inside-out type). Such outbursts never start exactly at the disc inner edge, so that there is always a heating front traveling some distance inwards. Its effect is seen as a ‘spike’ in the light-curve in Fig. 4, which lasts for less than one minute and is therefore not observable. In a truncated disc, these short-lived fronts are absent, because

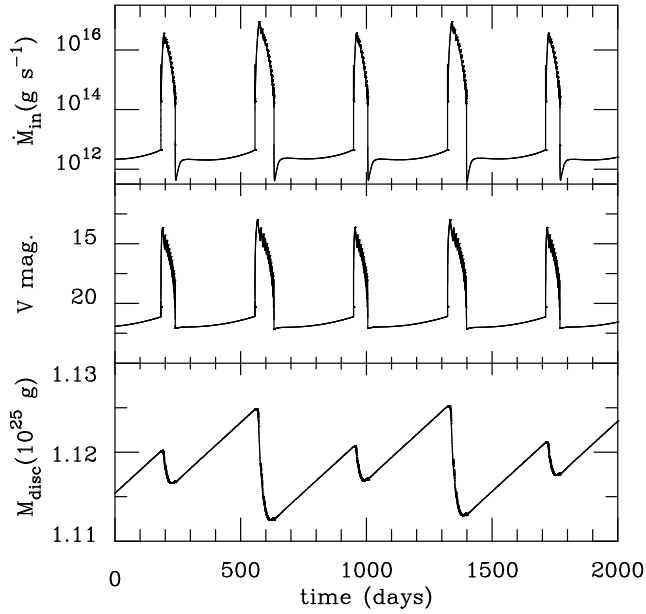


Figure 3. Evolution of the total disc mass M_{disc} , visual magnitude of the disc and mass accretion rate onto the compact object \dot{M}_{in} in a model with the same parameters as the one shown in Fig. 1, but without evaporation. The inner disc radius is fixed at 5×10^8 cm. Here successive small and large outbursts are present.

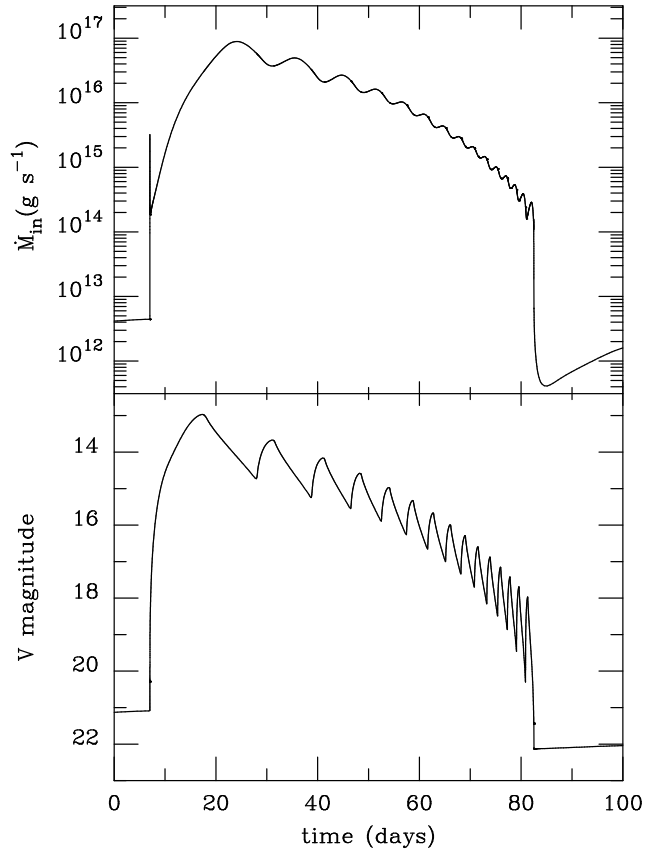


Figure 4. Details of one of the outbursts of Fig. 3

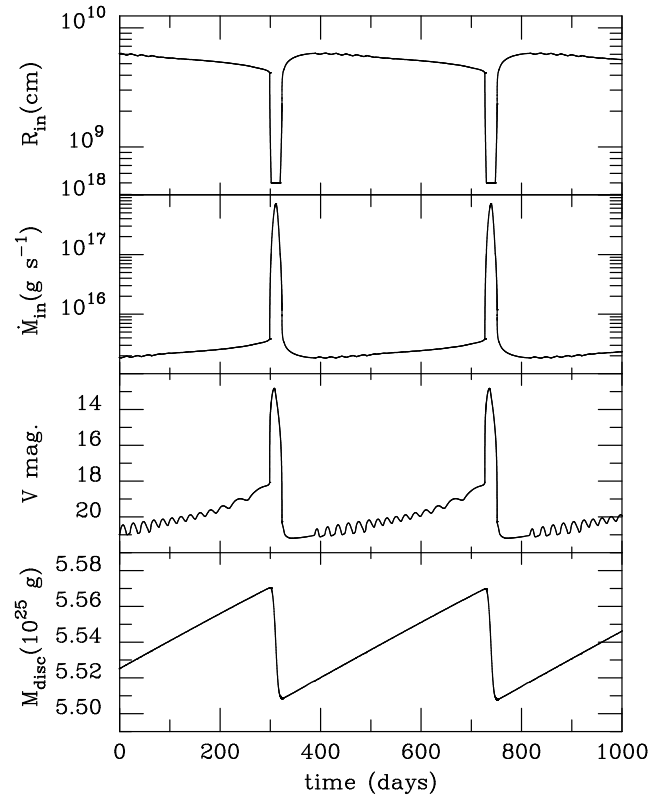


Figure 5. Evolution of the total disc mass M_{disc} , the V band magnitude of the disc, the accretion rate at the disc inner edge \dot{M}_{in} and the disc inner radius R_{in} for two outbursts in a model with parameters relevant for the NS SXT Aql X-1. The recurrence time is $t_{\text{rec}} \simeq 1$ year in this model with $\alpha_{\text{cold}} = 0.02$. Here reflares are absent.

the innermost regions where they would propagate no longer exist. Heating fronts only marginally reach the outer edge of the disc in the model with parameters relevant for A 0620-00. In the model with parameters relevant for Aql X-1, the disc is so extended that the heating fronts never go beyond one third of the disc outer radius. This would of course not be the case for shorter period systems such as GRO J0422+32.

In the following discussion of the rise times and decay times predicted by the models, we will assume for simplicity that the X-ray emission from the system is proportional to the accretion rate \dot{M}_{in} at the inner edge of the disc. The real situation is likely to be more complicated, in particular if some of the X-rays observed are emitted by an ADAF whose luminosity is not simply proportional to \dot{M} (in that case, the timescales could be even shorter because the radiative efficiency increases with \dot{M}). Similarly, the V magnitude shown are not supposed to directly represent the V magnitude observable from a system but only the intrinsic optical luminosity variations of the disc. In observed systems, the V band magnitude emission has also contributions from the secondary, from reprocessing of X-ray photons by the disc and possibly from an ADAF. We do not attempt to describe all these processes here, and we concentrate on the basic properties of the models.

3.2.1 Recurrence times

As for DN discs, it is important to include a correct boundary condition at the outer edge of the disc of SXTs. We find that the recurrence times predicted by models in which R_{out} is allowed to vary with time are typically a factor of a few (say 2-3) times shorter than those predicted if R_{out} is kept fixed. Indeed, when a heating front reaches R_{out} , mass is spread over a more extended region if R_{out} is allowed to vary. Consequently the critical surface density Σ_{min} below which a cooling front appears in the disc is reached by the disc earlier, less mass is accreted during the outburst, and overall it takes less time for the disc to reach the state of critical surface density Σ_{max} at which the next outburst is triggered (Hameury et al. 1998). Therefore, all existing models of BH SXTs with fixed values of R_{out} have systematically overestimated the recurrence times t_{rec} by a factor of a few when the heating front was able to reach the disc's outer edge. In the present paper, we only consider models with varying R_{out} .

The recurrence time in the model of A0620-00 is $t_{\text{rec}} \sim 5$ years, i.e. shorter than the known recurrence time by more than one order of magnitude (§ 2.1.1). The recurrence time in the model of Aql X-1 is $t_{\text{rec}} \sim 1$ year, in very good agreement with the known recurrence time.

3.2.2 quiescence

During quiescence, all of the accreted mass is processed through the ADAF and is therefore evaporated, so that the mass accretion rate shown in figs. 1 and 5 is the actual evaporation rate except when the disc radius reaches its minimum value during outbursts. As can be seen, the evaporation rate remains significantly smaller than the mass transfer rate from the secondary, varying between 0.15 and 0.60 \dot{M}_T in the case of the A0620-00 model, and between 0.10 and 0.15 \dot{M}_T in the Aql X-1 case. These are close to the maximum evaporation rate for which the disc is unstable but they do not imply fine tuning.

3.2.3 Rise times

In the model of A0620-00, once an outburst is triggered, it takes the disc ~ 9 days to reach the compact object (the time required to go from 5×10^8 cm to $\sim 10^7$ cm, not included in our simulations, is small because of the short timescales in the inner disc, so that we neglect it). It also takes ~ 14 days for the accretion rate at the disc inner edge to reach its maximum value. Overall, the total rise time in X-rays is therefore $t_{\text{rise}} \sim 5$ days, which is in reasonable agreement with the available information on FRED-type light-curves. The total rise time in optical is much shorter because the outbursts are triggered in a truncated disc, i.e. effectively in the outer regions of the accretion flow. Our results are similar to those of Hameury et al. (1997a) who addressed in more details the issue of time delays between the rise in optical and X-ray.

The rise timescale for the period of fastest flux increase is $\tau_{\text{rise}} \simeq 4$ days in X-rays. This is somewhat longer than the observed rise timescales of 0.3-2 days (§ 2.1.2). For completeness, we also give the rise timescale in optical, $\tau_{\text{rise}} \simeq 1$ hour, for which there is very little available observational

data (GRO J1655-40 being the only system in which the rise in optical was observed; see Orosz et al. 1997). This timescale is approximately the thermal time at the disc inner edge, since this is where most of the optical light comes from at the beginning of an outburst. It is not easily comparable to the observations, because of light dilution by both the secondary and the ADAF.

In the model of Aql X-1 shown in Fig. 5, it takes the disc ~ 3 days to reach the compact object once an outburst is triggered. The fact that this time is shorter than in the model of A0620-00 can be partly attributed to a less efficient evaporation in this model (because \dot{M}_{Edd} and R_S , in Eq. [3], scale with the mass M_1 of the primary). It also takes ~ 12 days for the accretion rate at the disc inner edge to reach its maximum value. Overall, the total rise time is therefore $t_{\text{rise}} \simeq 9$ days, which again is in reasonable agreement with the available data on FRED-type light-curves.

The total rise time in optical is not so short: $t_{\text{rise}} \simeq 9$ days. This is because the disc is less strongly truncated than in the model of A0620-00, which results in much more “inside-out/symmetric” outburst shapes (e.g. Smak 1984). In addition, because the disc is large, the inner parts do not contribute as much as in the case of A0620-00. The rise timescale for the period of fastest flux increase is $\tau_{\text{rise}} \simeq 1$ days in X-rays, which is consistent with available observational data. It is $\tau_{\text{rise}} \simeq 1.7$ hours in optical.

3.2.4 Decay and duration times

In the model of Aql X-1, the total duration time of outbursts is $t_{\text{dur}} \simeq 25$ days. This is short compared to the duration ~ 70 days reported in the literature for FRED-type outbursts. Again, we note that the outbursts produced in this model are not really of the FRED-type, but have a rather symmetric “triangle” shape.

The decay timescale early in the decline is $\tau_{\text{dec}} \simeq 3.5$ days in X-rays and $\tau_{\text{dec}} \simeq 4$ days in optical. The timescales become smaller later on because the light-curves steepen. These values are clearly shorter than the observed values of 25-40 days in X-rays and 10-30 days in optical.

In the model of A0620-00, the total duration time of an outburst is $t_{\text{dur}} \simeq 55$ days. This is quite short compared to the typical duration times for BH SXTs with FRED-type light-curves, $\sim 170 - 260$ days in X-rays and even more in optical. Note that t_{dur} would be shorter if reflare did not occur (see below for a discussion of reflare).

Estimating the decay timescales is complicated by the presence of reflare in this model. For completeness, we estimate two types of τ_{dec} . The overall τ_{dec} corresponds to the decay timescale for the global light-curve, ignoring the “fluctuations” induced by the reflare. It is $\tau_{\text{dec}} \simeq 20$ days in X-rays and $\tau_{\text{dec}} \simeq 22$ days in optical. The actual decay timescales, in between two successive reflare, are shorter: $\tau_{\text{dec}} \simeq 9$ days in X-rays and $\tau_{\text{dec}} \simeq 11$ days in optical. We find it difficult to compare these timescales with observed values, since observed light-curves do not resemble the light-curves shown in Fig. 2 (see § 5 for a discussion)

One should keep in mind that we did not take into account outer disc X-ray irradiation which will increase significantly both the duration and the decay timescale (Dubus 1999a,b).

3.2.5 Outburst amplitude

In the model of A0620-00, the maximum accretion rate reached at the inner edge of the disc is substantially sub-Eddington ($\sim 0.015\dot{M}_{\text{Edd}}$; Fig. 2). This is far too small. In the model of Aql X-1, on the other hand, the Eddington limit is reached without difficulty (Fig. 5).

The total amount of mass accreted during an outburst is also quite small in the model of A0620-00. This is not surprising because the recurrence time is more than 10 times shorter than observed, and not much mass is accumulated in quiescence. On the other hand, the total accreted mass is comparable to what is deduced from the observations in the case of Aql X-1. Again, this is not a surprise since the recurrence time is about right.

3.2.6 Reflares

A striking feature of the models described here is the possible occurrence of reflares during the decline of an outburst (Fig. [2]). These reflares correspond to multiple reflections of cooling and heating fronts during their propagation in the disc. For the specified set of parameters, we find that they are present in models with a BH primary, but absent when the primary is a NS. The number of reflares is reduced when the disc is truncated because increasing the inner disc radius gradually removes the regions of the disc where reflections occur.

Reflares are in fact a natural outcome of the DIM. They have been observed in many simulations over the years, in particular in models of DN discs in which a same value $\alpha_{\text{hot}} = \alpha_{\text{cold}}$ was used (e.g. Smak 1984). In that case, a cooling front develops, propagates over some fraction of the disc radial extent, is reflected into a heating front which goes back all the way up to the disc outer edge. This is repeated indefinitely and leads to small amplitude variations of the disc luminosity. This failure of the model has been overcome by using a higher value of α for the hot ionized disc than for the cold neutral disc, which results in large amplitude outbursts as those observed.

The fundamental reason why a reflare occurs is because the surface density just behind a cooling front reaches the critical value Σ_{max} sometime during its propagation. This happens typically when the front is located at $R_{\text{front}} \lesssim 10^{10}$ cm in our simulations. An outward propagating heating front then appears which destroys the inner cooling front as mass starts being accreted efficiently in the cooling region. Later on, this heating front is reflected when the surface density just behind the front reaches the critical value Σ_{min} . A cooling front develops which shuts off the outward transport of angular momentum at the origin of the heating front propagation. A sequence of heating and cooling front reflections corresponds to the multiple reflares observed in the simulations.

What was probably not previously realized is that the occurrence of reflares depends not only on the values of α but also on the mass of the central object, as shown by our simulations. We note that reflares were also found in the simulations of the decline phase of BH SXT outbursts of Cannizzo, Chen & Livio (1995). Cannizzo et al. interpreted the reflares as numerical artifacts. This is not the case in our

models: reflares are a generic property of the DIM and the TDIM for some range of masses and viscosity parameters.

One can rather easily see how the presence or absence of reflares depends on the mass of the accreting object. As noticed by Menou et al. (1999a) the surface density at the cooling front is

$$\Sigma(R_{\text{front}}) = \Sigma_{\text{min}}(R_{\text{front}}), \quad (4)$$

where $\Sigma_{\text{min}}(R)$ is the ‘minimum’ critical surface density in the disc. Vishniac (1997) emphasized that the cold, outer regions of the disc behind the cooling front are essentially frozen during the cooling front propagation. Therefore, $\Sigma(R)$ behind the front is constant with time and equal to $K(M_1, \alpha)\Sigma_{\text{min}}$, where K depends on the viscosity parameter α and the mass of the accreting object M_1 . According to the disc models of Menou et al. (1999a), for a central mass $M_1 = 1.2 M_{\odot}$, $K \approx 4$, while for $M_1 = 7 M_{\odot}$, $K \approx 6 - 7$. The ratio of the ‘maximum’ to ‘minimum’ surface densities is (Hameury et al. 1998)

$$\frac{\Sigma_{\text{max}}(\alpha_{\text{cold}} = 0.02)}{\Sigma_{\text{min}}(\alpha_{\text{hot}} = 0.1)} \approx 6.4, \quad (5)$$

so that for $M_1 = 1.2 M_{\odot}$ the post-cooling-front surface density $K\Sigma_{\text{min}} < \Sigma_{\text{max}}$, and no reflares are expected. For $M_1 = 7 M_{\odot}$, the post-cooling-front surface density $K\Sigma_{\text{min}} \gtrsim \Sigma_{\text{max}}$ and it is not surprising that reflares are present.

To explain the dependence of K on the mass of the accreting object, one can use the cooling front model of Vishniac & Wheeler (1996). Although some of the predictions of this model were found to be somewhat inaccurate by Menou et al. (1999a), we expect the scalings derived here to be valid. In this model the front speed can be written as:

$$v_{\text{front}} \propto \left(\frac{H}{R}\right)^{0.7}. \quad (6)$$

From mass conservation the post-cooling front density can be written as (see e.g. Vishniac 1997)

$$\Sigma_{\text{pf}} \sim \Sigma_{\text{min}} \frac{v_r(\text{front})}{v_{\text{front}}}, \quad (7)$$

where $v_r(\text{front})$ is the speed of matter at the cooling front. Using Vishniac & Wheeler (1996) model, one obtains

$$\frac{\Sigma_{\text{pf}}}{\Sigma_{\text{min}}} \propto M_1^{0.35}. \quad (8)$$

This scaling, $K \propto M_1^{0.35}$, is in good agreement with the numerical results of Menou et al. (1999a).

3.2.7 Consequences

Our models confirm the results of Cannizzo (1998) showing that a stronger evaporation increases t_{rec} because it removes the inner, most unstable parts of the disc. The recurrence times are also increased if the mass transfer rate \dot{M}_T in the model is reduced, since more time is then needed to accumulate mass in the disc up to the critical surface density Σ_{max} at which the next outburst is triggered. An exploration of the parameter space of the models shows that it is not possible, however, to reproduce recurrence times of ten to tens of years in TDIMs with ‘standard’ values of α . This is because to obtain these long recurrence times, the increase in the strength of evaporation or the reduction of \dot{M}_T required lead to globally stable discs.

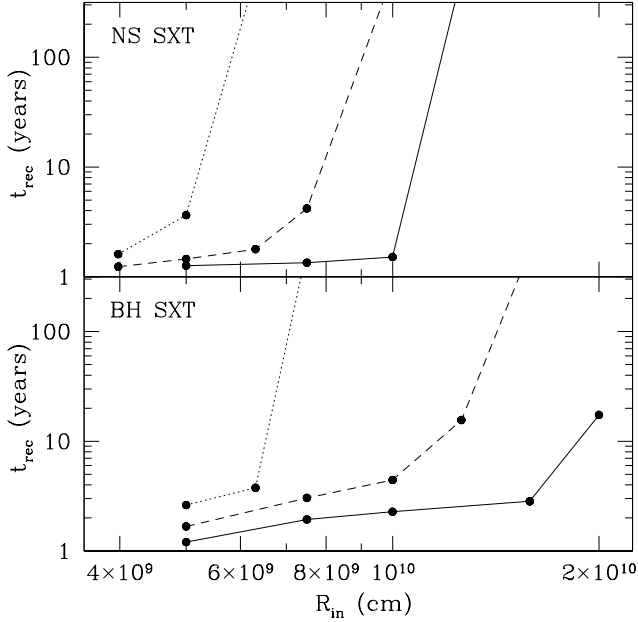


Figure 6. Recurrence times predicted by models of NS and BH SXTs (assuming parameters relevant to Aql X-1 and A0620-00, respectively) for various values of the disc fixed inner radius R_{in} ($\alpha_{\text{hot}} = 0.1$, $\alpha_{\text{cold}} = 0.02$). The dotted, dashed and solid lines correspond to mass transfer rates $\dot{M}_T = 10^{16}$, 3×10^{16} and 10^{17} g s^{-1} , respectively. For both NS and BH SXTs, truncating more the disc results in globally stable discs ($t_{\text{rec}} \rightarrow \infty$) instead of $t_{\text{rec}} \geq 10 - 50$ years as expected. Models with arbitrary long t_{rec} can be constructed by fine tuning a marginally stable disc (e.g. the two upper points in the BH SXT panel), but these models do not have any physical meaning (see text for details).

To demonstrate this, we computed a series of models of NS and BH SXTs with fixed values of R_{in} . The various values of R_{in} are equivalent to various strengths of disc evaporation. For example, a model with parameters relevant for A0620-00, with a fixed value of $R_{\text{in}} = 6 \times 10^9$ cm and $\dot{M}_T = 10^{16}$ g s^{-1} has a recurrence time $t_{\text{rec}} \simeq 3$ years. This is slightly smaller than the recurrence time in the model with evaporation shown in Fig. 1, in which $R_{\text{in}} \simeq 6 \times 10^9$ cm before the onset of an outburst, but \dot{M}_T is slightly smaller. This type of comparison shows that the main effect of evaporation on the outburst cycles is to affect the radial extent of the disc in quiescence, which in turn determines t_{rec} .

Figure 6 shows the recurrence times predicted for three mass transfer rates ($\dot{M} = 10^{16}$, 3×10^{16} and 10^{17} g s^{-1}) and several values of the fixed inner radius R_{in} . At a given \dot{M}_T , the same trend is observed: the recurrence time initially increases rather slowly with R_{in} , but then the disc rapidly becomes globally stable at some critical value of R_{in} . For reasonable values of \dot{M}_T , this critical value of R_{in} corresponds to recurrence times well below ten to tens of years. It is possible to adjust the inner disc radius so that the recurrence time will be arbitrary long (see e.g. the two upper points in the lower panel of Fig. 6) but the resulting disc is marginally stable. Keeping it in this state for the entire quiescence period requires a mass-transfer rate \dot{M}_T strictly constant, which is clearly unrealistic.

This result on short recurrence times is confirmed by an analytical estimate of the recurrence times of SXTs.

An outburst starts when the surface density reaches the critical value Σ_{max} . In the case of outside-in (type A) outbursts, this happens when enough mass has accumulated at the disc outer edge. If the accumulation time at the outer edge is longer than the viscous time (as it is the case for low accretion rates), matter transferred from the secondary diffuses inwards and accumulates at shorter radii, giving rise to an inside-out (type B) outburst. Since, for a given set of parameters, the recurrence time of a type A outburst is shorter than the corresponding time for a type B outburst ($t_A < t_B$), we consider here only type B outbursts (in any case the only type obtained in our models).

Following Smak (1993), the recurrence time of a type B outburst is

$$t_B \approx \left(\frac{\partial \ln \Sigma}{\partial t} \right)^{-1}, \quad (9)$$

which is the characteristic growth-time of a surface density contrast. From the standard diffusion equation describing the evolution of Σ , one obtains the relation between t_B and $\nu \Sigma$, where ν is the kinematic viscosity coefficient. The relation between $\nu \Sigma$ and the effective temperature T_{eff} is

$$\sigma_{\text{SB}} T_{\text{eff}}^4 = \frac{9}{8} \frac{GM_1 \xi}{R^3} \nu \Sigma, \quad (10)$$

where σ_{SB} is the Stefan-Boltzmann constant, G is the gravitational constant, R is the distance from the central object of mass M_1 , and $\xi \approx 3 - 5$ is a constant factor that accounts for the non-stationarity of the quiescent disc (Idan et al. 1999). Using the values of Σ_{max} calculated by Hameury et al. (1998) and assuming a constant effective temperature, which is a good approximation in quiescence (Smak 1984; Hameury et al. 1998), one gets

$$t_B \approx 3 \left(\frac{\xi}{3} \right) \left(\frac{M_1}{M_\odot} \right)^{0.62} \left(\frac{R}{10^{10} \text{ cm}} \right)^{0.14} \times \left(\frac{\alpha_{\text{cold}}}{0.02} \right)^{-0.83} \left(\frac{T_{\text{eff}}}{3000 \text{ K}} \right)^{-4} \text{ yr}. \quad (11)$$

This characteristic time t_B is expected to be an upper limit to the recurrence time (e.g. T_{eff} may be larger than 3000 K). Again, this rough estimate is much less than tens of years. It also suggests that one way to obtain long enough recurrence times is to reduce the value of α_{cold} . Interestingly, we expect the maximum accretion rate reached by the disc during outburst to increase as well if α_{cold} is reduced. This is because more mass will be present in the disc at the time an outburst is triggered ($\Sigma_{\text{max}} \propto \alpha_{\text{cold}}^{-0.83}$; e.g. Hameury et al. 1998). Models of SXTs with smaller values of α_{cold} are considered in the following section.

4 “NON-STANDARD” TRUNCATED DISC MODELS OF SXTS

In the following, we present two non-standard truncated disc models of SXTs. The first model is a non-standard TDIM because the value of the viscosity parameter α_{cold} used is significantly smaller than the standard value ~ 0.02 . The second model explores the possibility that quiescent, truncated discs in SXTs are globally stable. This model is not a

Disk Instability Model, since the origin of an outburst has to be a variation of the mass transfer rate in the system.

4.1 TDIMs with a smaller α in quiescence

The model described in this section is similar to the model with parameters relevant for the BH SXT A0620-00 presented in § 3, except for α_{cold} which is set to 5×10^{-3} here. We have also taken a slightly larger $\mathcal{E} = 30$. The predictions for the outburst cycles are shown in Fig. 7, and a details on the evolution of important quantities during an outburst are shown in Fig. 8.

As expected, the recurrence time predicted in this model is much longer ($t_{\text{rec}} \sim 53$ years) and the maximum accretion rate reached in outburst is much larger ($\sim 0.1\dot{M}_{\text{Edd}}$) than in the model with $\alpha_{\text{cold}} = 0.02$. In our view, this is a success of the model that such long t_{rec} and high \dot{M} in outburst can be reached with smaller values of α_{cold} .

There are other important differences caused by the reduction of α_{cold} . The disc mass is much larger in this model, as is the total mass accreted during an outburst. The variations of R_{out} are also larger. Finally, the disc optical emission in quiescence is quite reduced compared to what it is in the model with $\alpha_{\text{cold}} = 0.02$.

The most obvious difference, however, is probably the disappearance of reflares in the decline phase of the outbursts when $\alpha_{\text{cold}} = 5 \times 10^{-3}$. This is in fact consistent with the explanation for the occurrence of reflares given in § 3.2.6. The ratio $\Sigma_{\text{max}}/\Sigma_{\text{min}}$ is indeed increased from 7 to ~ 20 when α_{cold} is reduced from 0.02 to 5×10^{-3} (for the same α_{hot}), which makes it more difficult for the post-cooling-front surface density to reach Σ_{max} and trigger a reflare.

The total duration of an outburst predicted in the model with $\alpha_{\text{cold}} = 5 \times 10^{-3}$ is $t_{\text{dur}} \simeq 50$ days (similar in optical and X-rays). This is the same as in the case $\alpha_{\text{cold}} = 0.02$ and is still fairly short compared to the observed duration times (§ 2.1.4).

Once an outburst is triggered, it takes the disc ~ 2 days to reach the compact object. The rise phase of the outburst (both in X-rays and in optical) can be clearly separated in an early phase of very rapid increase and a late phase of much slower increase (see Fig. 8). The total rise time for the early phase in X-rays (up to $\dot{M}_{\text{in}} \sim 2 \times 10^{17} \text{ g s}^{-1}$; see Fig. 8) is $t_{\text{rise}} \simeq 3$ days, while the slower phase takes an additional ~ 15 days to reach the outburst peak. The total rise time for the early phase in optical (up to $V = 13$; see Fig. 8) is $t_{\text{rise}} \simeq 1$ day, while the slower phase takes an additional ~ 10 days to reach the outburst peak.

The rise timescales (we only consider the early phases of rapid increase here) are $\tau_{\text{rise}} \simeq 0.4$ days in X-rays (short but consistent with observed values), and $\tau_{\text{rise}} \simeq 0.1$ days in optical. The decay timescales (early in the decline phase, before it steepens) are $\tau_{\text{dec}} \simeq 10$ days in X-rays and $\tau_{\text{dec}} \simeq 13$ days in optical. These values are too small, and not consistent with the lowest observed values.

4.2 Models with globally stable truncated discs

For completeness, we also constructed a model with parameters relevant for the BH SXT A0620-00 in which the disc is truncated (same evaporation law as before), the mass transfer rate \dot{M}_T is low enough for the disc to be globally stable

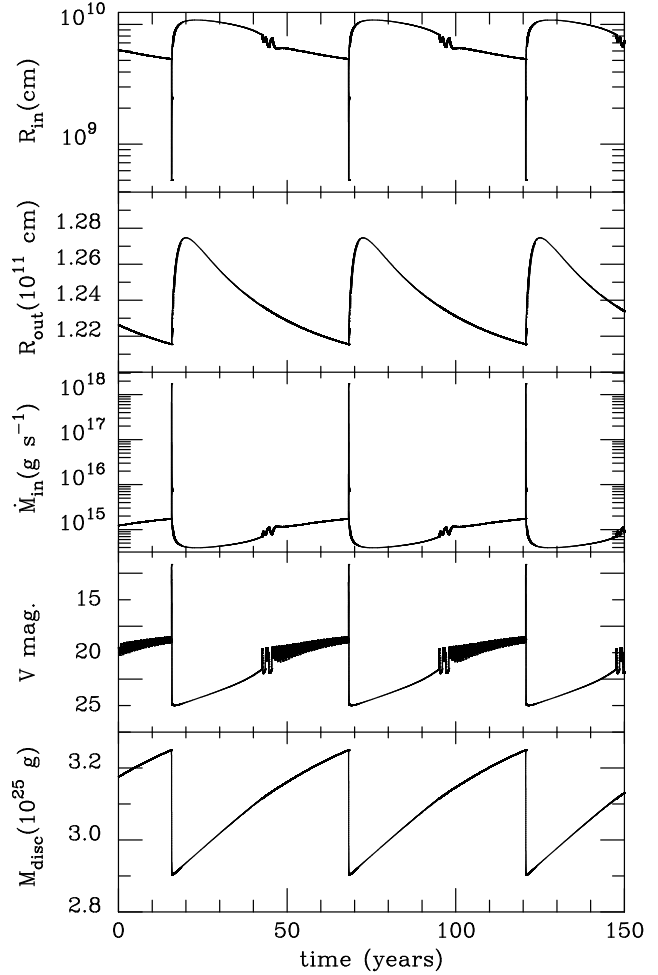


Figure 7. Evolution of the disc mass M_{disc} , the V band magnitude of the disc, the accretion rate at the disc inner edge \dot{M}_{in} , the disc outer radius R_{out} and the disc inner radius R_{in} in a model with parameters relevant for the BH SXT A0620-00. The recurrence time is $t_{\text{rec}} \simeq 50$ years in this model with $\alpha_{\text{cold}} = 5 \times 10^{-3}$.

during a long ‘quiescent’ period, and an outburst is triggered by a slow variation of \dot{M}_T . (Note that this is different from a burst of mass, or an enhanced mass transfer during the outburst.) More specifically, \dot{M}_T was initially set to the value 10^{15} g s^{-1} and was linearly increased over a period of several years until it reaches a value sufficient to trigger an outburst in the disc. The values of α chosen for this model are $\alpha_{\text{hot}} = 0.1$ and $\alpha_{\text{cold}} = 0.02$, i.e. similar to the ‘standard’ values of the models described in § 3.2.

We find that in most respects, the predictions of this model for the outburst properties are similar to those of the TDIM of A0620-00 described in § 3.2 (which is why we do not show a figure for an outburst in this model; Fig. 2 is basically applicable): the maximum accretion rate reached is slightly smaller, and two reflares instead of three are predicted (as well as a duration a bit shorter).

Of course, there is no prediction for the recurrence time in this model, since one has to refer to some activity cycle in the secondary to obtain outburst cycles for the disc.

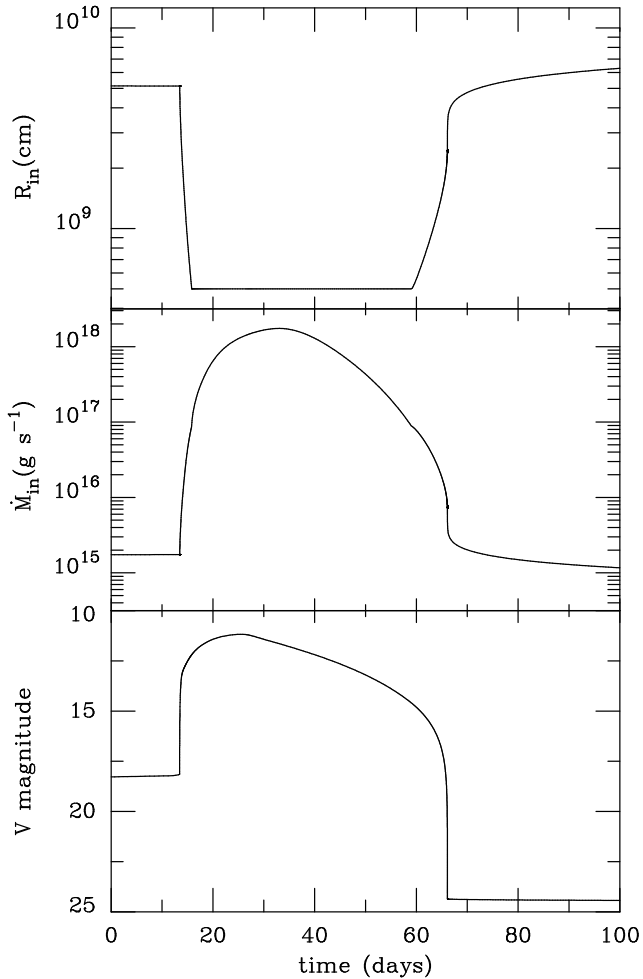


Figure 8. Details on the evolution of the V band magnitude of the disc, the accretion rate at the disc inner edge \dot{M}_{in} and the disc inner radius R_{in} during an outburst of the model presented in Fig. 7

. Note the absence of reflares.

5 DISCUSSION

We have constructed models of SXT outbursts that include evaporation of the disc inner regions during quiescence. The only numerical limitation in our calculations is the minimum radius $R_{\text{min}} = 5 \times 10^8$ cm allowed for the disc inner radius R_{in} during evolution. Our working assumption is that, in outburst, the disc extends down to the compact object with a nearly constant accretion rate in its inner regions. It seems a reasonable assumption given the results of existing calculations on such extended discs (e.g. Cannizzo et al. 1995), and it allows us not to worry about modeling the innermost regions of the disc during the outbursts.

One of the advantage of this simplification is that we do not have to handle the problematic radiation-pressure dominated regions of the disc, located close to the compact object in outburst. Our results concerning the recurrence times should not be affected by the numerical limitation $R_{\text{in}} \geq R_{\text{min}}$ since it does not affect the propagation of the cooling wave and is irrelevant in quiescence (during which $R_{\text{in}} \gg R_{\text{min}}$).

There are, however, important physical effects that are

not included in our simulations. Disc irradiation by the central X-ray source is not taken into account. Irradiation is likely to increase the duration times of the outbursts, as well as increase the recurrence times and the maximum accretion rates reached in outburst, as suggested by King & Ritter (1998) and confirmed by numerical calculations of Dubus (1999a,b). Irradiation is also likely to increase the decay timescales, both in X-rays and optical. If the optical emission from the system is dominated by reprocessing of X-rays by the disc during outburst, the predicted optical light-curves could be markedly different from those found here in models without irradiation. Nevertheless, it is possible that irradiation is unimportant in some SXTs (e.g. Shahbaz, Charles & King 1998). Our results should be applicable to these systems.

Another effect that has been neglected in our simulations is the fact that the disc could reach the 3:1 resonance during its expansion in outburst, at least in short orbital period systems, where heating fronts can reach the outer edge of the disc. Tidal effects could then significantly affect the outburst properties (Osaki 1996). Similarly, enhanced mass transfer due to the irradiation of the secondary might play an important role in SXTs, as it has been argued for WZ Sge-type DN (Smak 1993; Hameury et al. 1997b; Augusteijn, Kuulkers & Shaham 1993).

One of the advantages of our calculations is that they are free of all these complications, and isolate the effects of including the evaporation of the disc and of reducing the value of α_{cold} . We acknowledge that none of the models presented in this paper matches the requirements that we defined in § 2 for a fully successful model of SXTs. This suggests that at least one ingredient of the model is missing (the most obvious candidate being irradiation). In future applications of the DIM to SXTs, additional physical effects will have to be included if ones wishes to reach a better agreement between the model predictions and the observations.

One of the predictions of the DIM that was clearly identified in our models is the possible occurrence of reflares during the decline from outburst. Some of the BH SXT light-curves show ‘reflares’ during decline from outburst but these observed features are totally different from the reflares appearing in our models. According to CSL, reflares (which they call ‘secondary maxima’) observed in X-ray transients are of three morphological types: ‘glitches’, ‘bumps’ and ‘mini-outbursts’. Glitches are upward inflections superposed on a smooth exponential decay. Neither the shape, nor the amplitude of reflares obtained in our models correspond to glitches. Bumps and mini-outbursts are more heterogeneous classes of features but it is difficult to find in the CSL compilation a light-curve morphology similar to the one seen in Fig. (2). The reflares are only present in models with $\alpha \gg 10^{-3}$, i.e. in models with recurrence times too short to correspond to the observations. It is, therefore, a success of the model that the set of parameters ensuring both long recurrence times and absence of unobserved reflares are consistent. Some of the observed reflares may be due to disc irradiation (G. Dubus, private comm. 1999), which means that this effect has to be included before any detailed model of SXT with reflares can be constructed.

The fact that, in our simulations, reflares occur only when the mass of the accreting compact object is several

M_{\odot} (the boundary being $\sim 3M_{\odot}$ for standard values of α) is interesting because it is apparently consistent with the fact that reflares have been observed only in SXTs containing BHs, and not in SXTs containing NSs (e.g. CSL). However, since our reflares are different from the observed ones and absent in the favoured model, this might be a coincidence. On the other hand, since a complete, self-consistent model of X-ray transients is still to be constructed it could be useful to keep in mind this property differentiating neutron star from black holes.

By using the strongest evaporation compatible with existing upper limits on the value of R_{in} in quiescent BH SXTs, we tested if evaporation alone can be responsible for the long recurrence times of SXTs, or if very small values of α_{cold} in their quiescent discs are also required. Our calculations in § 3.2.7 show that a strong evaporation is not sufficient, and that either a viscosity parameter α_{cold} at the level of $\sim 10^{-3}$ is required to reach agreement with recurrence times of tens of years, or that disc outbursts must be drastically affected by X-ray illumination of the disc.

The very low values of α_{cold} required to model BH SXTs would suggest that more than one viscosity mechanism drives accretion in the disc. The viscosity in the hot state arises probably from a well developed MHD turbulence with a universal viscosity parameter $\alpha_{\text{hot}} \gtrsim 0.1$. The much lower value of α in quiescent discs is consistent with the disappearance of MHD turbulence in quiescent discs proposed by Gammie & Menou (1998) (see also Meyer & Meyer-Hofmeister 1999). We note that if the relevant mechanisms in quiescence were non-local in nature, the use of a local α -prescription would be questionable and a major revision of the DIM might be required.

6 CONCLUSION

In this paper, we investigated the effect of disc evaporation on the predictions of the DIM for SXTs. As for DN discs, we show that the effect of allowing the disc outer radius R_{out} to vary with time is crucial to obtain robust predictions for the outburst cycles.

We use the strongest evaporation still compatible with available upper limits on the value of the disc inner radius in quiescent BH SXTs to test if evaporation alone can be responsible for the long recurrence times of SXTs.

We find that such a strong evaporation does increase the recurrence times predicted (in agreement with earlier calculations by Cannizzo 1998), but is not sufficient to reproduce the longest known recurrence times of SXTs when standard values of the viscosity parameter α are used in the disc ($\alpha_{\text{hot}} \sim 0.1$, $\alpha_{\text{cold}} \sim 0.02$).

We show that models with strong evaporation and a significantly smaller value of α_{cold} (\sim a few 10^{-3}) do reproduce the long recurrence times of tens of years of BH SXTs, as well as the high X-ray luminosities reached by these systems in outburst. The value of α_{cold} needed to reproduce the long recurrence times would be even smaller if evaporation was weaker than what we assumed. Another possibility is of course that X-ray illumination drastically alters the outburst cycle. We defer the examination of this effect to a future work.

We argue that the requirement for a smaller value of

α_{cold} in at least some SXTs is consistent with the disappearance of MHD turbulence in quiescent discs (Gammie & Menou 1998) and suggests that another mechanism, perhaps non-local, could be responsible for accretion in the disc during this low luminosity phase.

Finally, since the version of the DIM used in this paper fails to reproduce several important properties of SXTs (such as duration and shape of the light-curve), future work must include in the model the observed missing ingredient: X-ray irradiation of the disc.

ACKNOWLEDGMENTS

JPL thanks Guillaume Dubus for illuminating discussions. This work was supported in part by the National Science Foundation under Grant No. PHY94-07194 and by NASA grant 5-2837, and in part by ASP/CNRS. KM was supported by a SAO predoctoral fellowship and a French Higher Education Ministry grant.

REFERENCES

- Augusteijn T., Kuulkers E., Shaham J., 1993, *A&A*, 279, 13
- Cannizzo J.K., 1993a, *ApJ*, 419, 318
- Cannizzo J.K., 1993b, in Wheeler J.C., ed., *Accretion discs in Compact Stellar Systems*. World Scientific, Singapore, p. 6
- Cannizzo J.K., 1994, *ApJ*, 435, 389
- Cannizzo J.K., 1998, *ApJ*, 494, 366
- Cannizzo J.K., Mattei, J.A., 1992, *ApJ*, 401, 642
- Cannizzo J.K., Chen W., Livio M., 1995, *ApJ*, 454, 880
- Cannizzo J.K., Gosh P., Wheeler J.C., 1982, *ApJ*, 260, L83
- Chen W., Shrader C.R., Livio M., 1997, *ApJ*, 491, 312
- Dubus G., 1999a, in 19th Texas Symposium on Relativistic Astrophysics and Cosmology, Paris, France, Dec. 14-18, in press
- Dubus G., 1999b, *New AR*, in press
- Dubus G., Lasota J.-P., Hameury J.-M., Charles P., 1998, *MNRAS*, 303, 139
- Esin A.A., McClintock J.E., Narayan R., 1997, *ApJ*, 489, 865
- Esin A.A., Lasota J.-P., Hynes, R.I., 1999, *A&A*, submitted
- Esin A.A., Narayan R., Cui W., Grove J.E., Shang S.-N., 1998, *ApJ*, 505, 854
- Gammie C.F., Menou K., 1998, *ApJ*, 492, L75
- Garcia M. R., McClintock J. E., Narayan R., Callanan J., 1998, in Howell S., Kuulkers E., Woodward, C. eds., *Wild Stars in the Old West*. ASP Conf. Ser. 137, p. 506
- Hameury J.-M., Lasota J.-P., McClintock J.E., Narayan R., 1997a, *ApJ*, 489, 234
- Hameury J.-M., Lasota J.-P., Huré J.-M., 1997b, *MNRAS*, 287, 937
- Hameury J.-M., Menou K., Dubus G., Lasota J.-P., Huré J.-M., 1998, *MNRAS*, 298, 1048
- Hameury J.-M., Lasota J.-P., Dubus G., 1999a, *MNRAS*, 303, 39
- Hameury J.-M., Lasota J.-P., Warner B., 1999b, *A&A*, in press
- Honma F., 1996, *PASJ*, 48, 103
- Huang M., Wheeler J.C., 1989, *ApJ*, 343, 229
- Idan I., Lasota J.-P., Hameury J.-M., Shaviv G., 1999, *Phys. Rep.*, 311, 213
- King A.R., Ritter H., 1998, *MNRAS*, 293, L42
- Kuulkers E., Howell S.B., van Paradijs J., 1996, *ApJ*, 462, L87
- Kuulkers E., 1998, *NewAR*, 42, 1
- Lasota J.P., 1996a, in Evans A., Wood J.H., eds., *Cataclysmic Variables and Related Objects*, IAU Coll. 158, Kluwer, Dordrecht, p. 385

- Lasota J.-P., 1996b, in van Paradijs J., van den Heuvel E.P.J., Kuulkers E., eds., *Compact Stars in Binaries*. IAU Coll. 165, Kluwer, Dordrecht, p. 43
- Lasota J.-P., 1999, in Mineshige S., Wheeler J.C., eds., *Disk Instabilities in Close Binary Systems – 25 years of the Disk-Instability Model*. Universal Academy Press, Tokyo, p. 191 (astro-ph/9901297)
- Lasota J.-P., Hameury J.-M., 1998, in Holt S., Kallman T., eds., *Accretion Processes in Astrophysics - Some Like it Hot*. AIP Conference Proceedings 431, p.351 (astro-ph/9712202)
- Lasota J.-P., Hameury J.-M., Huré J.-M., 1995, *A&A*, 302, L29
- Lasota J.-P., Narayan R., Yi I., 1996, *A&A*, 314, 813
- Lasota J.-P., Kuulkers E., Charles P., 1999, *MNRAS*, 305, 473
- Liu B.F., Meyer F., Meyer-Hofmeister E., 1997, *A&A*, 328, 247
- Livio M., Pringle J.E., 1992, *MNRAS*, 229, 23P
- Mauche C.W., 1996, in Bowyer S., Malina R.F., eds., *Astrophysics in the Extreme Ultraviolet*. IAU Coll. 152, Kluwer, Dordrecht, p. 317
- Menou K., Hameury J.-M., Stehle R., 1999a, *MNRAS*, 305, 79
- Menou K., Narayan R., Lasota J.-P., 1999b, *ApJ*, 513, 811
- Meyer F., Meyer-Hofmeister E., 1994, *A&A*, 288, 175
- Meyer F., Meyer-Hofmeister E., 1999, *A&A*, 341, L23
- Mineshige S., Wheeler J.C., 1989, *ApJ*, 343, 241
- Narayan R., 1996, *ApJ*, 462, 136
- Narayan R., Yi I., 1995, *ApJ*, 452, 710
- Narayan R., McClintock J.E., Yi I., 1996, *ApJ*, 451, 821
- Narayan R., Barret D., McClintock J.E., 1997, *ApJ*, 482, 448
- Orosz J.A., Bailyn C.D., Remillard R.A., McClintock J.E., Foltz C.B., 1994, *ApJ*, 36, 848
- Orosz J.A., Remillard R.A., Bailyn C.D., McClintock J.E., 1997, *ApJ*, 478, L83
- Osaki Y., 1995, *PASP*, 47, 47
- Osaki Y., 1996, *PASP*, 108, 39
- Shahbaz T., Charles P.A., King A.R., 1998, *MNRAS*, 301, 382
- Shakura N. I., Sunyaev R.A., 1973, *A&A*, 24, 337
- Shaviv G., Wickramasinghe D., Wehrse R., 1999, *A&A*, 344, 639
- Smak J., 1984, *Acta Astron.*, 34, 161
- Smak J., 1993, *Acta Astron.*, 43, 101
- Smak J., 1998, *Acta Astron.*, 48, 677
- Smak J., 1999, in Mineshige S., Wheeler J.C., eds., *Disk Instabilities in Close Binary Systems – 25 years of the Disk-Instability Model*. Universal Academy Press, Tokyo, p. 1
- Sobczak G.J., McClintock J.E., Remillard R.A., Bailyn C.D., Orosz J.A., 1999, *ApJ*, 520, 776
- Szkody P., Mattei, J.A., 1984, *PASP*, 96, 988
- Tanaka Y., Lewin W., 1995, in Lewin W.H.G., van Paradijs J., van den Heuvel E.P.J., eds., *X-ray Binaries*. Cambridge University Press, Cambridge, p. 126
- Tanaka Y., & Shibasaki N., 1996, *ARA&A*, 34, 607
- van Paradijs J., 1996, *ApJ*, 464, L139
- van Paradijs J., Verbunt F., 1984, in Woosley S.E., ed., *High Energy Transients in Astrophysics*, AIP Conf. Proc. 115, American Institute of Physics, New York, p.49
- van Paradijs J., McClintock J.E., 1995, in Lewin W.H.G., van Paradijs J., van den Heuvel E.P.J., eds., *X-ray Binaries*. Cambridge University Press, Cambridge, p. 58
- Vishniac E.T., 1997, *ApJ*, 482, 414
- Vishniac E.T., Wheeler J.C., 1996, *ApJ*, 471, 921
- Warner B., 1995, *Cataclysmic Variable Stars*. Cambridge University Press, Cambridge
- Warner B., 1998, in Howell S., Kuulkers E., Woodward C., eds., *Wild Stars in the Old West*. ASP Conf. Ser. 137, p. 2
- Warner B., Livio M., Tout C.A., 1996, *MNRAS*, 282, 735
- White N.E., Nagase F., Parmar A.N., 1995, in Lewin W.H.G., van Paradijs J., van den Heuvel E.P.J., eds., *X-ray Binaries*, Cambridge University Press, Cambridge, p. 1
- Życki P.T., Done C., Smith D.A., 1999, *MNRAS*, 305, 231