

# Goodbye Equal Error Rate, Hello Local Information Disclosure: Evaluating Voice Anonymisation against 1-to-N Linkage Threats

Dāvis Šterns<sup>1,2</sup>, Konstantinos Drossos<sup>3</sup>, Natasha Fernandes<sup>4</sup>, Tom Bäckström<sup>1</sup>, Catuscia Palamidessi<sup>2</sup>

<sup>1</sup> Aalto University, Finland; <sup>2</sup> Inria, France; <sup>3</sup> Nokia, Finland; <sup>4</sup> Macquarie University, Australia  
davis.sterns@aalto.fi, konstantinos.drossos@nokia.fi, natasha.fernandes@mq.edu.au,  
tom.backstrom@aalto.fi, catuscia@lix.polytechnique.fr

## Abstract

Voice anonymisation aims to protect speaker identity. Currently, its empirical privacy evaluation heavily relies on the Equal Error Rate (EER). Originally designed for biometric verification, EER aggregates scores globally, implicitly assuming an attacker is only trying to verify if two specific voice samples match (a 1-to-1 comparison). This introduces a threat model mismatch with real-world database linkage attacks, where an attacker searches across a fixed set of  $N$  enrolled identities (a 1-to- $N$  closed-set search), allowing global averages to obscure localised privacy failures. While recent 1-to- $N$  metrics address this aggregation issue, they abstract away the magnitude of the biometric evidence. In this paper, we propose a modular, information-theoretic evaluation framework explicitly designed for the 1-to- $N$  linkage threat model. Within this framework, our core metric, Local Information Disclosure (LID), quantifies the exact privacy loss of a single trial utterance in bits by calibrating its raw similarity scores into the attacker’s posterior confidence for each enrolled identity. Evaluating top-performing systems from the VoicePrivacy 2024 Challenge reveals that systems exhibiting near-perfect EERs (48 %) can still suffer from localised vulnerabilities with worst-case disclosures reaching 1 bit per trial utterance (effectively doubling the attacker’s success rate over a random guess). We demonstrate that adopting localised privacy metrics is essential for capturing worst-case risks and aligning with strict privacy regulations.

**Index Terms:** Voice Anonymisation, Speech Privacy, Empirical Privacy Evaluation, Linkage Attacks

## 1. Introduction

Speech signals carry sensitive biometric information, making the widespread collection and processing of voice data a significant privacy risk. To protect the privacy of speakers and to comply with legal frameworks such as the General Data Protection Regulation (GDPR), voice anonymisation has emerged as a method for suppressing speaker identity while preserving linguistic utility [1]. While certain privacy-enhancing technologies offer formal, mathematical guarantees (e.g., differential privacy [2]), extending these theoretical frameworks to the complex, high-dimensional modern generative voice models remains an open challenge. Consequently, current system performance must be evaluated empirically by simulating concrete adversarial attacks against the anonymised data.

The standard empirical evaluation paradigm, popularised by the VoicePrivacy Challenge (VPC) [3], relies on simulating linkage attacks. In this scenario, an attacker computes similarity scores by comparing anonymised *trial* utterances with known

identities in an *enrolment* database.<sup>1</sup> By observing the attacker’s success rate across numerous trials, auditors can estimate the practical privacy level of the system. To establish a clear threat model, this paper focuses strictly on the risk of linking independent, isolated trial utterances to a known database. We do not address other adversarial objectives, such as inferring attributes like demographic traits [4], or exploiting longitudinal leakage, where an attacker might leverage temporal patterns across multiple interconnected sessions [5]. Under this adversarial framework, privacy evaluation can be described as a two-step process:

1. **Score generation:** Simulating a specific attacker, typically an automatic speaker verification (ASV) system, to compute a matrix of similarity scores between the anonymised trial utterances and the known enrolment profiles.
2. **Score evaluation:** Applying a metric<sup>2</sup> to the resulting similarity score matrix to estimate the overall privacy risk.

While the speech privacy community has actively focused on creating more sophisticated attackers for the score generation phase (as highlighted by the recent VoicePrivacy Attacker Challenge [6]), the score evaluation phase still frequently relies on global metrics originally designed for speaker verification [7]. Metrics such as the EER, the Cost of Log-Likelihood Ratio ( $C_{llr}$ ), Empirical Linkability ( $D_{\leftrightarrow}$ ), and the ZEBRA framework evaluate the statistical separability of isolated mated and non-mated score distributions [8]. This reliance introduces a *threat model mismatch* between the two steps: we simulate an attacker who possesses an enrolment database and compares a single trial utterance against *all* enrolments to find the best match (a 1-to- $N$  search). Yet, by globally pooling these scores into two sets, current metrics evaluate the system as if the attacker were independently guessing whether a single, contextless similarity score belongs to a mated or non-mated pair (a 1-to-1 decision). As we demonstrate in Section 4, this mismatch allows standard metrics like the EER to theoretically report a “safe” 50 % error rate even when a simple 1-to- $N$  linkage attack achieves 100 % linkage accuracy on the exact same scores.

Alternative score evaluation approaches have recently been proposed to address this aggregation issue, yet to the best of our knowledge, no existing evaluation metric fully aligns with the 1-to- $N$  threat model simulated in the score generation phase.

<sup>1</sup>These terms originate from biometric access control: a user first provides enrolment utterances to register or “enrol” their identity in the system, and later provides a “trial” sample when attempting to be verified or recognised.

<sup>2</sup>While a mathematical *metric* formally denotes a pairwise distance function, we adopt the standard colloquial usage of the privacy community, using the term to describe an aggregate statistical measure of system-level risk.

Similarity Rank Disclosure (SRD) [9] preserves the 1-to- $N$  relational context, but evaluates the success of an attacker who only obtains an ordered list of speakers. Conversely, the Legally Validated Evaluation Framework [5] accounts for probability but relies on the assumption that the attacker makes a forced-choice commitment to a single highest-scoring profile. This highlights an unresolved challenge: evaluating the true risk of an attacker who observes the complete 1-to- $N$  vector of similarity scores for a given trial, utilising both the relational context and the magnitude of the evidence.

To address this, we introduce a modular, information-theoretic evaluation framework explicitly designed for the 1-to- $N$  linkage threat model. The framework takes the complete similarity matrix generated by the attacker and operates in two sequential stages. First, an *inner aggregator* evaluates the information disclosure of each specific trial. This is achieved by calibrating the raw scores into posterior probabilities, and condensing the entire vector of candidate scores for a single trial into one information-theoretic score: the Local Information Disclosure (LID). This captures the strength of the evidence that the attacker gained (or the amount of its confusion). Second, an *outer aggregator* combines these trial-level LID values to construct various global metrics, such as average information disclosure, positive information disclosure rate, and maximum observed disclosure, ensuring that per-trial vulnerabilities remain visible. The contributions of this paper are as follows:

- **Demonstration of the threat model mismatch:** we examine how existing privacy metrics behave under a 1-to- $N$  linkage attack. We demonstrate how global metrics obscure local vulnerabilities, and how recent alternative metrics misalign with the attacker’s full evidentiary profile, motivating the need for a new approach.
- **Information-theoretic evaluation framework:** we propose a novel privacy metric that quantifies exact information disclosure in bits. Grounded in pointwise mutual information, our framework measures how much information an attacker gains about a target identity after observing a single trial utterance.
- **Empirical unmasking of VPC 2024 systems:** we validate our framework against voice anonymisation baselines and top submissions from the VoicePrivacy 2024 Challenge. We reveal that systems exhibiting near-perfect EERs still suffer from localised vulnerabilities, with maximum information disclosures reaching 1 bit, effectively doubling the attacker’s success rate over random chance.

## 2. Related Work

The VPC provides a standard benchmarking framework for empirical evaluation of speech privacy by simulating state-of-the-art ASV attackers. These adversaries typically rely on deep neural architectures, such as ECAPA-TDNN [10] and x-vectors [11], to extract speaker embeddings from the audio. To establish a database of known identities, the embeddings of multiple enrolment utterances are averaged to construct *enrolment profiles*. The adversary then evaluates the similarity between these enrolment profiles and individual *trial* utterances using scoring backends such as probabilistic linear discriminant analysis or cosine similarity.

To systematically evaluate vulnerabilities, the VPC defines a hierarchy of threat models based on attacker knowledge and resources [12]. An *ignorant* attacker is unaware of the anonymisation; they use an ASV trained on original speech and compare original enrolment profiles against anonymised trials. A

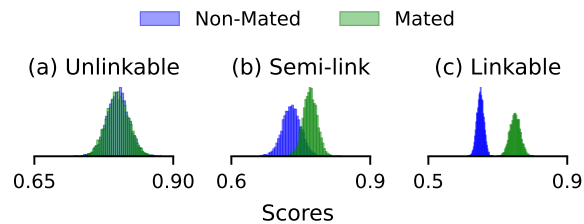


Figure 1: *Score distributions for three privacy scenarios. (a) Unlinkable:* The mated (green) and non-mated (blue) distributions overlap completely, preventing speaker discrimination. (b) *Semi-linkable:* The distributions diverge, creating a “tail” of high scores that leaks identity information. (c) *Fully linkable:* The distributions are separable, allowing for trivial re-identification.

*lazy-informed* attacker is aware of the anonymisation process and aligns the domains by anonymising the enrolment data, but their ASV model remains trained on the original, non-anonymised speech. Finally, the *semi-informed* attacker represents the most serious threat considered: they anonymise the enrolment data and retrain the embedding extractor with the anonymised ASV training corpus to explicitly exploit the residual speaker-discriminative properties of the anonymised domain.

### 2.1. Verification under 1-to-1 threat models

In typical evaluation protocols, privacy metrics often frame the attack as a binary hypothesis test. To perform this evaluation, the similarity scores generated across all trials are aggregated into two distinct distributions: a mated set representing same-speaker comparisons, and a non-mated set representing different-speaker comparisons. Privacy is then quantified by assessing the statistical separability of these two sets (as visualised in Figure 1). To quantify the extent of this overlap, empirical evaluations frequently employ the **EER** [12]. It is defined as the error rate at the specific decision boundary where the False Acceptance Rate (non-mated comparisons scoring above this boundary) equals the False Rejection Rate (mated comparisons scoring below it). In an ideal anonymisation scenario with completely overlapping distributions (Figure 1a), the EER would be 50%, whereas in a fully linkable scenario (Figure 1c), it drops to 0%. **Empirical Linkability** ( $D_{\leftrightarrow}$ ) [13] measures privacy geometrically by calculating the absolute difference between the probability density functions of the two distributions. The **Cost of Log-Likelihood Ratio** ( $C_{llr}$ ) [14] applies an information-theoretic approach, evaluating the system based on calibrated log-likelihoods. Finally, the **ZEBRA framework** [15] extends this probabilistic evaluation by calculating the expected privacy loss across all possible prior knowledge states an attacker might possess. Structurally, these metrics align with a 1-to-1 verification threat model: they model an adversary whose objective is to observe a single similarity score and determine whether it corresponds to a mated or non-mated pair.

### 2.2. Identification under 1-to- $N$ threat models

Recent methodologies adopt a more realistic threat model, recognising that real-world attackers often compare a single intercepted utterance against an entire database of known enrolled identities simultaneously.

**SRD** [9] evaluates the system by simulating a closed-set

linkage task. For each trial utterance, the metric sorts all  $N$  available enrolment profiles based on their computed similarity scores. By aggregating these rankings across the evaluation dataset, the method estimates the empirical probability  $\gamma_k$  that the target identity appears at rank  $k$ . The privacy loss is then quantified as the reduction in uncertainty (in bits) relative to a random guess, defined as  $\log_2(N \cdot \gamma_k)$ . Structurally, SRD models an adversary who observes the ordinal ranking of the candidates, independent of the absolute score values. In practice, this reflects a scenario where an attacker extracts a prioritised shortlist of the most likely matches, ranked from highest to lowest probability.

Bridging empirical technical evaluation with regulatory compliance, **Legally Validated Evaluation Framework** [5] maps GDPR definitions (the risks of Singling Out and Linkability) directly to the ASV outputs. In their framework, empirical linkability is evaluated by calculating the probability that the similarity score of the mated pair is strictly greater than the maximum score among all non-mated pairs in a given trial. This formulation aligns with a threat model in which the adversary is an automated system that must commit to the single highest-scoring enrolment profile as the target identity.

### 3. Adversarial Privacy Evaluation Framework

In this section, we define the linkage-based adversarial framework that generates the 1-to- $N$  similarity matrix. A core principle of this framework is that *privacy is not a static, intrinsic property of an anonymisation algorithm*. Instead, privacy is the measurable outcome of the interaction between a protection mechanism, a specific adversary, and the underlying speech dataset. Consequently, swapping the attacker, the protector, or the dataset alters the evaluation outcome. For instance, as demonstrated by Panariello et al. [16], evaluating a system against a mismatched attack model creates an illusion of high privacy. This is, however, caused by the failure of the attacker rather than a genuinely robust defence.

#### 3.1. Threat model specification

Following the *scenario of use scheme* proposed by Rahman et al. [17], we define the operational boundaries of the evaluation. Table 1 contrasts the objectives, opportunities, and resources of the attacker and the protector.

We assume the attacker possesses a database of *enrolment* speech samples mapped to known identities, which are obtained, for example, from public biometric datasets, compromised databases, or social media profiles. Upon intercepting an anonymised *trial* sample, the attacker’s objective is to search this database and link the trial sample to the correct identity. Conversely, the protector acts as a data controller who selects and deploys the specific anonymisation method used to protect the trial speech, aiming to prevent this identity linkage while preserving some specific downstream utility of the data.

To accommodate the different threat models defined by the VPC, advanced capabilities are detailed as optional extensions in Table 1. Specifically, the ignorant model assumes default access, the lazy-informed model requires knowledge of the deployed anonymisation system, and the semi-informed model demands both this knowledge and the computational resources necessary to train adapted ASV models.

#### 3.2. Formal components

Based on this threat model, we formalise the three interacting components of the evaluation: the dataset, the protector, and the attacker.

##### 3.2.1. Dataset

To evaluate speech privacy under this adversarial privacy evaluation framework, we require speech datasets containing multiple speakers, each with multiple utterances. Regardless of the attacker’s assumed knowledge level, the auditor’s goal is to measure the maximum identity information that can be extracted from the resulting scores. To accurately map the attacker’s raw similarity scores into likelihood ratios, the auditor requires two distinct datasets with non-overlapping speaker identities: a development set ( $\mathcal{D}_{\text{dev}}$ ) to calibrate the scoring mechanism, and an evaluation set ( $\mathcal{D}_{\text{eval}}$ ) to compute the final privacy disclosure metrics.

Each of these datasets is further partitioned into an *enrolment* set ( $\mathcal{E}$ ) and a *trial* set ( $\mathcal{T}$ ). The enrolment set ( $\mathcal{E}$ ) contains multiple enrolment utterances per speaker, which are averaged to form stable identity profiles. The trial set contains distinct utterances from those same speakers, representing the intercepted audio samples.<sup>3</sup>

##### 3.2.2. Protector

We define the voice anonymisation mechanism as a function  $f$  that transforms an input utterance  $x$  into an anonymised utterance  $\hat{x} = f(x)$ , designed to suppress speaker identity while preserving utility. When applied to a set,  $f$  anonymises all utterances in the set.

##### 3.2.3. Attacker

We model the attacker as a linkage function  $L$  that computes a similarity score  $s$  between a trial utterance  $\tau_i \in \mathcal{T}$  and a set of enrolment utterances  $\varepsilon_j \subset \mathcal{E}$ , where  $\varepsilon_j$  consists of all utterances of a specific person  $j$ . Higher values of  $s$  correspond to a higher confidence of an identity match. Depending on the attacker’s knowledge level (defined in Section 2), the inputs to  $L$  are modified:

- **Ignorant:**  $s = L(\varepsilon_j, f(\tau_i))$ .
- **Lazy / Semi-Informed:**  $s = L(f(\varepsilon_j), f(\tau_i))$  (with the semi-informed  $L$  additionally fine-tuned on anonymised data).

#### 3.3. Score generation: the similarity score matrices

The attacker simulates a closed-set search independently for  $\mathcal{D}_{\text{dev}}$  and  $\mathcal{D}_{\text{eval}}$ . For each trial utterance  $\tau_i \in \mathcal{T}$ , the attacker exhaustively queries the linkage function  $L$  against all available enrolment profiles in  $\mathcal{E}$ .

This execution yields two separate similarity matrices: a development matrix  $\mathbf{S}_{\text{dev}} \in \mathbb{R}^{T' \times N'}$  and an evaluation matrix  $\mathbf{S}_{\text{eval}} \in \mathbb{R}^{T \times N}$ , where  $T$  and  $N$  denote the number of trial utterances and enrolled identities in the evaluation set, respectively, and  $T'$  and  $N'$  represent the corresponding dimensions for the development set. In both matrices, each row represents the complete evidence for a given trial utterance obtained by the attacker.

<sup>3</sup>While baseline VPC protocols include “impostor” trials without enrolled identities to test open-set rejection, our framework explicitly models a closed-set 1-to- $N$  linkage attack. Thus, we only use trials that possess a target identity in  $\mathcal{E}$ .

Table 1: Scenario of Use Specification for Voice Linkage Attacks (adapted from [17])

Dimension	Attacker model (attack on privacy)	Protector model (protection of privacy)
<b>Objective</b>	Successfully link an isolated trial voice sample to a specific identity within a known database.	<b>Defence objective:</b> Prevent speaker re-identification. <b>Utility objective:</b> Ensure the anonymised speech preserves linguistic content and necessary downstream features.
<b>Opportunity</b>	Access to the target speaker’s intercepted trial audio. Access to a multi-speaker enrolment database that includes enrolment utterances of the target speaker alongside other distinct identities. <i>[Optional: Knowledge of the deployed anonymisation system.]</i>	Full control over the data pipeline to deploy the anonymisation system prior to the audio being intercepted or released. Knowledge that the attacker will employ ASV-based linkage methods.
<b>Additional Resources</b>	Publicly available speech datasets. <i>[Optional: Finite computing power to train adapted ASV models.]</i>	Finite computing power. Publicly available speech datasets and baseline ASV models for evaluation.

The generation of such matrices has previously proven effective for visually exposing speaker-level privacy vulnerabilities [18].

## 4. Threat Model Alignment in Privacy Evaluation

When an evaluation metric’s underlying assumptions misalign with the simulated attack, privacy estimates can distort real-world risk. In this section, we illustrate how existing evaluation paradigms misalign with the 1-to- $N$  linkage threat model.

### 4.1. Global thresholds vs. localised search

Because standard binary metrics assess global separability, they inherently evaluate a 1-to-1 verification threat model. To illustrate why applying this to a 1-to- $N$  linkage attack misrepresents risk, consider the hypothetical  $4 \times 4$  similarity matrix  $S$  generated by comparing four trial utterances ( $\tau_1$  to  $\tau_4$ ) against four enrolment profiles ( $\varepsilon_1$  to  $\varepsilon_4$ ), with mated scores in **bold**:

$$S = \begin{bmatrix} \mathbf{0.9} & 0.8 & 0.8 & 0.8 \\ \mathbf{0.7} & 0.6 & 0.6 & 0.6 \\ 0.4 & \mathbf{0.5} & 0.4 & 0.4 \\ 0.2 & 0.2 & \mathbf{0.3} & 0.2 \end{bmatrix}. \quad (1)$$

A hypothetical attacker operating under a localised 1-to- $N$  search could simply select the maximum score per row, successfully linking every utterance with **100 % accuracy**.

However, evaluating the matrix with a binary metric yields an **EER of exactly 50 %**, a value traditionally interpreted as absolute privacy. This is because the metric evaluates the matrix by stripping away its row-wise context. When aggregated, the set of mated comparisons  $\{0.9, 0.7, 0.5, 0.3\}$  and the set of non-mated comparisons  $\{0.8_{[ \times 3 ]}, 0.6_{[ \times 3 ]}, 0.4_{[ \times 3 ]}, 0.2_{[ \times 3 ]}\}$  overlap significantly. If a decision boundary is drawn at 0.55, exactly half of the mated comparisons fall below it (a 50 % False Rejection Rate) and half of the non-mated comparisons fall above it (a 50 % False Acceptance Rate). The metric’s reliance on global variance entirely masks the local per-trial vulnerability.

### 4.2. Evidentiary weight in localised search

While more privacy-centred metrics resolve this global aggregation issue, their specific assumptions about the attacker’s behaviour may be misaligned.

By reducing continuous scores to ordinal ranks, SRD preserves the row-wise context but abstracts away the biometric margin. For instance, SRD evaluates the trial vectors  $[0.90, 0.10, 0.10]$  and  $[0.50, 0.45, 0.45]$  as mathematically identical Rank-1 observations. Yet, to an attacker analysing these scores, the former scenario yields high confidence due to the significant contrast between scores, whereas the narrow margin in the latter provides weak evidentiary support for a definitive linkage.

Similarly, the Legally Validated Evaluation Framework anchors the localised evaluation in a forced-choice assumption. By strictly measuring the empirical probability that the mated score is the highest, the metric assumes that the attacker must definitively commit to the top-ranked candidate, regardless of the margin.

In practice, adversaries can leverage the weight of the observed similarity scores. If the scores for several profiles are very similar, the attacker remains uncertain. Conversely, a large margin between the highest score and the rest gives the attacker high confidence in a successful linkage. Thus, to rigorously evaluate an adversary possessing the full trial vector, we require a metric that explicitly considers the full observed evidence.

## 5. Proposed Privacy Evaluation Framework

To quantify the information an attacker extracts from the observed similarity scores, we propose a modular, information-theoretic evaluation framework. This framework processes the two similarity matrices generated in Step 1 ( $S_{\text{dev}}$  and  $S_{\text{eval}}$ ) through three sequential stages: (1) Score Calibration, (2) Inner Aggregation (per-trial local leakage), and (3) Outer Aggregation (global risk profiling).

### 5.1. Step 1: Calibration (bridging scores to confidence)

Raw similarity scores produced by the linkage function  $L$  (e.g., cosine similarities) are domain-dependent and lack intrinsic statistical meaning. To quantify the actual evidentiary weight of an attack, we must calibrate these raw scores into probabilistically meaningful Log-Likelihood Ratios (LLRs). We achieve this in two steps: row-wise normalisation followed by logistic calibration.

### 5.1.1. Row-wise contextual normalisation.

We empirically observe that, particularly for strong anonymisation mechanisms, the absolute magnitude of a similarity score is less informative than its relative distinctiveness among competing enrolment profiles. Therefore, for a given similarity matrix, we first compute the row-wise z-score (often referred to as T-norm in biometrics [19]) for each trial  $i$  and enrolment profile  $j$ :

$$\hat{s}_{i,j} = \frac{s_{i,j} - \mu_i}{\sigma_i}, \quad (2)$$

where  $\mu_i$  and  $\sigma_i$  are the mean and standard deviation of the raw scores across the  $N$  enrolled identities for trial  $i$ .

### 5.1.2. Logistic calibration.

Next, we map these standardised scores to log-posterior odds using a univariate logistic regression model (Platt scaling [20]). Furthermore, because a 1-to- $N$  linkage attack suffers from extreme class imbalance, where the number of non-mated pairs ( $N_{\text{non-mated}}$ ) in the development set far exceeds the number of mated pairs ( $N_{\text{mated}}$ ) (there is only one mated score per trial), the posterior probabilities learned by the model are naturally skewed. To isolate the pure evidentiary value (the LLR) independently of this prior distribution, we subtract the prior log-odds from the logistic regression output:

$$\text{LLR}_{i,j} = (w\hat{s}_{i,j} + b) - \ln\left(\frac{N_{\text{mated}}}{N_{\text{non-mated}}}\right), \quad (3)$$

where  $w$  and  $b$  are the scalar weight and bias learned from fitting the logistic regression on  $\mathbf{S}_{\text{dev}}$ . Once learned, this calibration pipeline is applied to the evaluation data:  $\mathbf{S}_{\text{eval}}$  undergoes the identical row-wise normalisation before the parameters  $w$  and  $b$  are applied to generate the final evaluation LLRs.

## 5.2. Step 2: The inner aggregator (local leakage)

The Inner Aggregator evaluates the exact information an attacker extracts from a single linkage attempt. For a given trial  $i$ , the attacker attempts to determine the unknown identity of the speaker, modelled as a random variable  $I \in \{1, 2, \dots, N\}$ . Let  $m_i$  be the ground-truth index of the target identity. Thus, the event  $I = m_i$  represents the scenario where the target identity is correctly determined.

Let  $E_i$  represent the biometric evidence observed by the attacker for the trial  $i$ . In practice, this evidence is the vector of LLRs (calibrated similarity scores) comparing the trial against the  $N$  enrolled profiles. By applying the softmax function to the LLRs, the probability of correctly determining the target identity given the evidence is:

$$P(I = m_i | E_i) = p_{i,m_i} = \frac{\exp(\text{LLR}_{i,m_i})}{\sum_{k=1}^N \exp(\text{LLR}_{i,k})}. \quad (4)$$

Note that in this equation the bias  $b$  and prior log-odds cancel out.

Figure 2 visualises the distribution of these posterior probabilities on real evaluation data. While these probabilities are useful for gaining insight into the attacker’s performance, to strictly quantify the privacy loss, we must measure the exact reduction in the attacker’s uncertainty.

In information theory, the information gained about one event from observing another is defined by Pointwise Mutual Information (PMI) [21]. Here, we measure the PMI between the

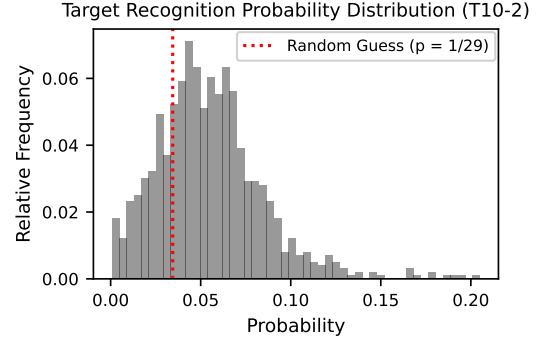


Figure 2: Empirical distribution of the posterior probability assigned to the target identity ( $p_{i,m_i}$ ) across a dataset of evaluation trials. The red dotted line denotes the baseline prior probability of a random guess ( $1/N$ , where  $N = 29$ ).

correct linkage ( $I = m_i$ ) and the observed evidence ( $E_i$ ):

$$\text{PMI}(I = m_i; E_i) = \log_2\left(\frac{P(I = m_i, E_i)}{P(I = m_i)P(E_i)}\right). \quad (5)$$

Estimating the absolute probability of observing a specific continuous biometric vector,  $P(E_i)$ , is infeasible. However, by applying the definition of conditional probability,  $P(I, E) = P(I | E)P(E)$ , the evidence term cancels out:

$$\text{PMI}(I = m_i; E_i) = \log_2\left(\frac{P(I = m_i | E_i)}{P(I = m_i)}\right). \quad (6)$$

This derivation shows that the information gained by the attacker is the log-ratio of their posterior belief to their prior belief. A similar conceptual framing of uncertainty reduction is utilised in the SRD framework, which measures the expected information disclosed for each target identity’s rank. In contrast, to evaluate the specific evidence observed in a single search, we measure the information disclosed per trial.

Assuming no prior biometric evidence, the attacker’s initial belief over enrolled identities is uniform:  $P(I = m_i) = 1/N$ . By substituting the prior ( $1/N$ ) and posterior ( $p_{i,m_i}$ ) into the PMI formulation, we yield our proposed metric, **Local Information Disclosure (LID)**, denoted as  $\text{LID}_i$  for trial  $i$ . The term “local” emphasises that this disclosure is measured for each individual trial:

$$\text{LID}_i = \log_2\left(\frac{p_{i,m_i}}{1/N}\right) = \log_2(N \cdot p_{i,m_i}). \quad (7)$$

This metric captures the system’s behaviour after observing a single trial utterance:

- $\text{LID}_i > 0$  (**Positive Disclosure**): The evidence increased the attacker’s confidence in the target identity above random chance. Privacy is compromised.
- $\text{LID}_i = 0$  (**Unlinkability**): The prior and posterior match. The evidence provided zero information.
- $\text{LID}_i < 0$  (**Active Deception**): The evidence actively mis-directed the attacker, lowering their confidence in the target identity to less than random chance.

To illustrate, consider a trial compared against  $N = 6$  enrolments yielding raw scores  $[0.9, 0.7, 0.4, \mathbf{1.1}, 1.2, 0.4]$  (true target in bold). Row-wise z-normalisation yields

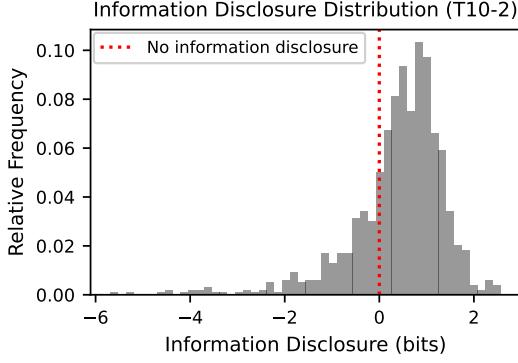


Figure 3: *Distribution of  $LID_i$  across evaluation trials.*

[0.37, -0.27, -1.22, **1.01**, 1.33, -1.22]. Applying calibration (Equation 3, with  $w = 1.5$ ,  $b = -1.0$ , and a prior odds ratio of  $1/5$ ) yields the calibrated log-likelihood ratios [1.17, 0.21, -1.23, **2.12**, 2.61, -1.23]. Then the softmax function converts these LLRs to probabilities [0.12, 0.05, 0.01, **0.31**, 0.50, 0.01]. Although the true target (0.31) is not the top-ranked candidate (reflecting attacker uncertainty), this confidence still exceeds the random-guess prior ( $1/6 \approx 0.17$ ). Consequently, the trial leaks  $LID_i = \log_2(6 \times 0.31) \approx 0.90$  bits.

Plotting the distribution of  $LID_i$  can reveal key characteristics of the privacy evaluation. For instance, in the specific example shown in Figure 3, while most trials exhibit active privacy leakage ( $LID_i > 0$ ), the negative tail indicates rare but strong instances of deception.

### 5.3. Step 3: The outer aggregator (global risk profile)

Once  $LID_i$  is calculated for all  $T$  trials in the evaluation dataset, we obtain a global risk vector  $\mathcal{L} = [LID_1, LID_2, \dots, LID_T]$ . While visual inspection of this distribution provides insight into system dynamics, benchmarking and systematically comparing different anonymisation architectures requires aggregating this vector into scalar global metrics.

The most direct measure of overall privacy loss is the simple average of the trial-level disclosures, which we define as the **Average Local Information Disclosure (ALID)**:

$$ALID = \frac{1}{T} \sum_{i=1}^T LID_i. \quad (8)$$

However, reporting only ALID can be misleading, as extreme instances of active deception ( $LID_i \ll 0$ ) can easily cancel out steady positive disclosures ( $LID_i > 0$ ). To prevent global averages from hiding localised vulnerabilities, we must analyse positive and negative disclosures independently.

We define the **Positive Disclosure Rate (PDR)** as the proportion of trials where the attacker gained a statistical advantage over random chance, calculated as  $PDR = \frac{1}{T} \sum_{i=1}^T \mathbb{1}(LID_i > 0)$ . Conversely, the **Negative Disclosure Rate (NDR)** is defined as the proportion of trials pushing the attacker into uncertainty or misdirection, computed as  $NDR = 1 - PDR$ .

Next, we define the **Average Positive Disclosure ( $LID^+$ )** to strictly measure the expected privacy leakage in bits only during trials where leakage actually occurred:  $LID^+ = \frac{1}{T \cdot PDR} \sum_{LID_i > 0} LID_i$ . Similarly, we define the **Average Negative Disclosure ( $LID^-$ )** to measure the average strength of the

uncertainty introduced during trials yielding negative disclosure:  $LID^- = \frac{1}{T \cdot NDR} \sum_{LID_i \leq 0} LID_i$ .

This conditional framework provides a transparent view of the system’s behaviour. We can then express the overall average local information disclosure (ALID) as the weighted sum of these two opposing forces:

$$ALID = PDR \cdot LID^+ + NDR \cdot LID^-. \quad (9)$$

By decomposing the global risk in this manner, auditors can explicitly see both the frequency of positive information disclosure and the precise average leakage within those specific trials, fully isolated from the masking effects of the system’s deceptive capabilities.

Finally, even conditional metrics like  $LID^+$  represent an expected average, which can mask localised failures. For example, if an anonymisation system protects 99% of users perfectly but leaves 1% of users completely exposed with near-absolute confidence, the system fails GDPR “singling out” standards. To ensure strict compliance, we establish the **Worst-Case Leakage ( $LID_{\max} = \max(\mathcal{L})$ )**, which explicitly measures the largest information disclosure handed to the attacker across the entire evaluation. The summary of these metrics can be found in Table 2.

## 6. Experiments

To empirically validate our framework, we execute a comprehensive evaluation adhering to the semi-informed threat model protocols established by VPC 2024 [12]. We fix our evaluation datasets to the standard VPC enrol/trial splits of LibriSpeech *dev* and *eval* [22].

Following the evaluation methodology established by Chandra et al. [23], we simulate a semi-informed attacker using an ECAPA-TDNN architecture and evaluate a representative selection of anonymisation systems from the 2024 VPC [12]: baselines B3, B4, and B5, alongside systems T8-5, T10-2, T12-5, and T25-1. To bound our evaluation, we additionally include a *plain* baseline representing unmodified original speech ( $f(x) = x$ ) and a *random* baseline representing theoretical unlinkability (embeddings generated from completely independent random noise).

Following the procedure defined in Section 5.1, we apply row-wise z-normalisation and fit a univariate logistic regression model to the *dev* matrix to predict ground-truth labels. The learned calibration weights  $w$  and biases  $b$  are detailed in Table 3.

The weight parameter  $w$  serves as a direct indicator of the predictive power of the underlying raw scores, dictating how aggressively the log-likelihood scales as a normalised score deviates from the trial’s mean. The *plain* baseline yields a highly predictive weight ( $w = 2.87$ ), indicating that a score’s relative distinctiveness within a trial strongly correlates with the target identity. Conversely, the *random* baseline correctly collapses toward zero ( $w = 0.03$ ).

These parameters are used to calibrate the *eval* similarity matrix, and the Inner Aggregator calculates the localised information disclosure ( $LID_i$ ) for every individual trial. Figure 4 visualises the Complementary Cumulative Distribution Function (CCDF) of these trial-level disclosures. This representation systematically unmask the local behaviour of each anonymisation method. The extreme cases are showcased by the *plain* baseline (where every single trial leaks more than 3.5 bits of information) and the *random* baseline (exhibiting a near-vertical collapse at 0 bits, with only marginal deviations due to statistical noise). By

Table 2: Summary of Proposed Privacy Metrics

Metric Name	Symbol	Equation	Description
Local Info. Disclosure	$LID_i$	$\log_2(N \cdot p_{i,m_i})$	Bits of evidence leading towards the target speaker obtained by observing the $i$ -th trial utterance.
Average LID	ALID	$\frac{1}{T} \sum_{i=1}^T LID_i$	The average information disclosure among all trials.
Positive Disclosure Rate	PDR	$\frac{1}{T} \sum_{i=1}^T \mathbb{1}(LID_i > 0)$	Proportion of trials where the attacker gains information.
Negative Disclosure Rate	NDR	$1 - \text{PDR}$	Proportion of trials deceiving the attacker.
Average Positive Disc.	$LID^+$	$\frac{1}{T \cdot \text{PDR}} \sum_{LID_i > 0} LID_i$	Expected privacy leakage (bits) among the positive disclosure trials.
Average Negative Disc.	$LID^-$	$\frac{1}{T \cdot \text{NDR}} \sum_{LID_i \leq 0} LID_i$	Average magnitude of misleading information obtained across negative disclosure trials.
Worst-Case Leakage	$LID_{\max}$	$\max(\mathcal{L})$	Maximum single-trial disclosure (can be used for GDPR “singling out” audits).

**Notation:**  $N$ : Number of enrolled identities;  $p_{i,m_i}$ : Posterior probability of the correct target identity for trial  $i$ ;  $T$ : Total number of trials in the evaluation dataset;  $\mathbb{1}(\cdot)$ : Indicator function yielding 1 if true, 0 otherwise;  $\mathcal{L}$ : Global risk vector containing all evaluated  $LID_i$  values.

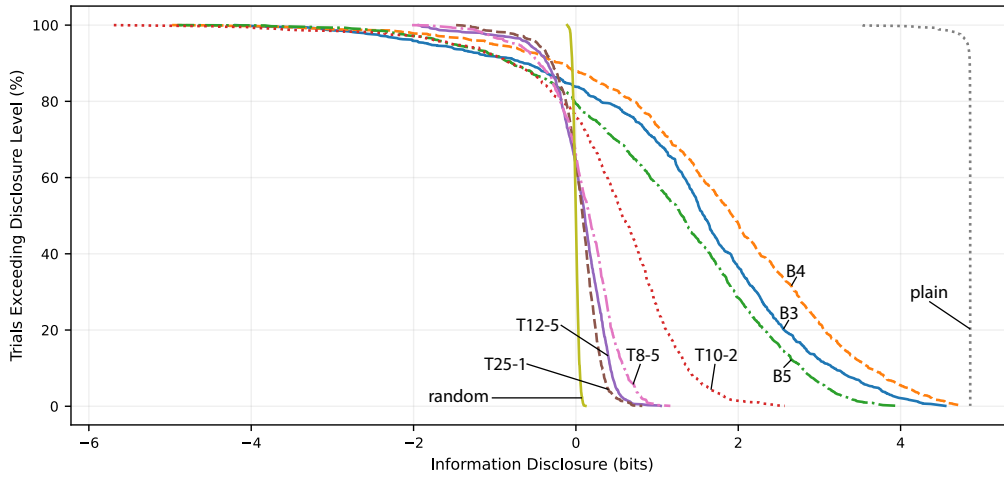


Figure 4: Complementary Cumulative Distribution Function (CCDF) of the localised information disclosure ( $LID_i$ ) across all evaluation trials. The y-axis denotes the percentage of trials exceeding the privacy disclosure indicated on the x-axis.

Table 3: Logistic regression calibration parameters learned on the disjoint dev dataset.

Experiment	w	b
B3	1.49	-0.97
B4	1.82	-1.24
B5	1.13	-0.60
T8-5	0.34	-0.05
T10-2	0.90	-0.31
T12-5	0.30	-0.04
T25-1	0.22	-0.02
plain	2.87	-5.92
random	0.03	0.00

mapping the exact proportion of trials at every disclosure level, this visualisation allows auditors to instantly quantify the density of severe localised privacy failures.

The scalar global risk profiles generated by the Outer Aggregator are summarised in Table 4.<sup>4</sup> By isolating the Positive Disclosure Rate (PDR) from the Negative Disclosure Rate (NDR), the framework quantifies the precise directionality of the privacy loss. All evaluated systems (excluding the random baseline) exhibit a PDR exceeding 63%. We observe a positive correlation between the calibration weight  $w$  and the magnitude of the conditional disclosures ( $LID^+$  and  $LID^-$ ). A higher  $w$  indicates that the system’s output distributions possess higher variance in biometric confidence. Consequently, systems like B4 not only yield higher expected leakage during successfully linked trials ( $LID^+ = 2.19$  bits) but also generate more convincing false evidence during misdirections ( $LID^- = -1.12$  bits). Expanding

<sup>4</sup>Reported EERs differ from official VPC results. The VPC protocol uses specific rules dictating which enrolments are evaluated against which trials, whereas our evaluation exhaustively compared all trials against all enrolments.

Table 4: Comparison of baselines ( $EER$ ,  $C_{lr}$ ) and average Rank Disclosure ( $MeanD$ ) against our proposed 1-to- $N$  metrics: ALID, Positive/Negative Disclosure Rates ( $PDR/NDR$ ), conditional average disclosures ( $LID^+/LID^-$ ), and Worst-Case Leakage ( $LID_{max}$ ). Arrows ( $\uparrow/\downarrow$ ) indicate the direction of increased privacy (e.g.,  $\downarrow$  denotes that a lower value implies better privacy).

Experiment	$EER$ ( $\uparrow$ )	$C_{lr}$ ( $\uparrow$ )	$MeanD$ ( $\downarrow$ ) (bits)	ALID ( $\downarrow$ ) (bits)	$PDR$ ( $\downarrow$ ) (%)	$NDR$ ( $\uparrow$ ) (%)	$LID^+$ ( $\downarrow$ ) (bits)	$LID^-$ ( $\downarrow$ ) (bits)	$LID_{max}$ ( $\downarrow$ ) (bits)
B3	0.26	0.75	0.06	1.40	83.9	16.1	1.91	-1.25	4.51
B4	0.29	0.78	0.02	1.79	87.9	12.1	2.19	-1.12	4.74
B5	0.29	0.80	0.02	1.10	79.4	20.6	1.65	-1.02	3.94
T8-5	0.46	0.99	0.06	0.10	65.8	34.2	0.35	-0.37	1.16
T10-2	0.36	0.91	0.52	0.40	76.0	24.0	0.83	-0.97	2.57
T12-5	0.48	0.99	0.02	0.04	63.4	36.6	0.26	-0.33	1.05
T25-1	0.48	0.99	0.05	0.04	63.9	36.1	0.20	-0.25	0.82
plain	0.00	0.01	2.19	4.84	100.0	0.0	4.84	-	4.86
random	0.50	1.00	0.00	0.00	49.9	50.1	0.03	-0.03	0.12

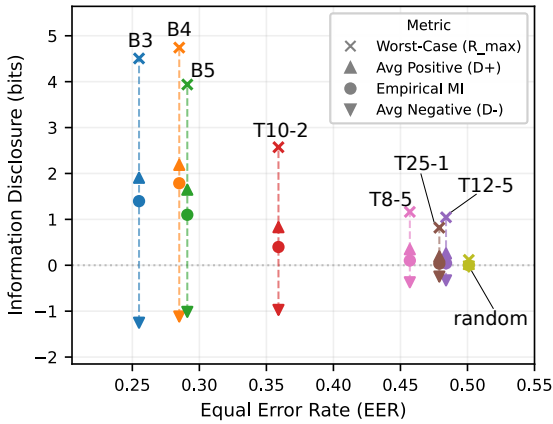


Figure 5: Comparison of Equal Error Rate ( $EER$ ) against proposed information-theoretic metrics. The divergence of  $LID_{max}$  highlights that systems with equivalent global EERs can exhibit different worst-case local vulnerabilities.

upon existing metrics like SRD, this continuous approach allows auditors to measure exactly how much statistical confidence the attacker gains alongside the relative positional ranking.

Finally, Figure 5 explicitly contrasts the  $EER$  against the proposed metrics, empirically demonstrating the threat model mismatch discussed in Section 4. Standard global aggregation evaluates systems like T12-5 and T25-1 as indistinguishable, both reporting near-perfect  $EER$ s of 0.48. However, the 1-to- $N$  evaluation shows the vulnerabilities of these approaches. By evaluating the Worst-Case Leakage ( $LID_{max}$ ), we observe that these systems expose specific, localised trial utterances to identity linkage ( $LID_{max} > 1.0$  bit). This confirms that evaluating the amount of evidence within a localised search context is strictly necessary to detect vulnerabilities that global binary thresholds overlook by design.

## 7. Discussion

While the  $EER$  remains an effective metric for evaluating general biometric verification performance, our findings demonstrate that relying solely on it for auditing privacy in voice anonymisation is insufficient. We propose a novel privacy metric for evaluating

speech anonymisation systems under a realistic 1-to- $N$  linkage threat model. Evaluating top-performing systems from the VPC 2024 shows that even the strongest anonymisation methods leak positive information in over 63 % of trials, with worst-case leakage approaching 1 bit. Comparing these results against a random noise baseline (with a positive disclosure rate of 50 % and 0.12 bits maximum leakage) highlights the gap between system performance and statistical unlinkability in 1-to- $N$  scenarios.

Currently, empirical evaluation heavily relies on global metrics like  $EER$ , originally designed for 1-to-1 verification. Previous works attempt to adapt these by partitioning datasets by gender, preventing clearly dissimilar voices from artificially skewing non-mated distributions. Our proposed LID framework eliminates the need for such data partitioning. Because LID operates on the full 1-to- $N$  similarity vector, the presence of a highly similar decoy speaker naturally increases privacy by inflating the denominator of the softmax function, diluting the attacker’s confidence. Conversely, adding highly dissimilar speakers to the enrolment database has a negligible impact on the disclosure score, as their calibrated likelihood ratios correctly collapse toward zero. This evidence-based evaluation aligns closely with real-world adversarial behaviour and regulatory definitions of risk, allowing auditors to assess worst-case vulnerabilities without relying on forced-choice assumptions.

To define the operational boundaries of our framework, it is important to note that the accuracy of LID relies heavily on the score calibration step. Our current implementation uses logistic regression, which effectively assumes normality in the row-wise z-normalised scores. While this establishes a strong and interpretable baseline, the similarity scores of anonymised speech samples may be skewed. Therefore, a next step would be to explore whether alternative calibration approaches that relax this normality assumption would yield more precise posterior probabilities for these irregular distributions.

Framing privacy as a measurable, information-theoretic disclosure introduces several practical research directions. The LID framework can be extended to measure longitudinal leakage by fusing log-likelihood ratios across multiple intercepted sessions [5], adapted to multi-modal biometric systems [9], or evaluated using prior-independent analysis [15]. Moving beyond global averages to localised evaluation provides the necessary granularity to align theoretical anonymisation research with the strict requirements of real-world privacy system deployment.

## 8. Acknowledgments

We would like to thank the VPC organizers for sharing the anonymised LibriSpeech datasets, and the Audio Security and Privacy Lab at EURECOM, France, for sharing the ECAPA-TDNN model weights.

This work was funded by the European Union’s Horizon Europe research and innovation programme under grant agreement No. 101168193.

## 9. References

- [1] T. Bäckström, “Privacy in speech technology,” *Proceedings of the IEEE*, 2025.
- [2] C. Dwork, F. McSherry, K. Nissim, and A. Smith, “Calibrating noise to sensitivity in private data analysis,” in *Proceedings of the Theory of Cryptography Conference (TCC)*. Springer, 2006, pp. 265–284.
- [3] N. Tomashenko, B. M. L. Srivastava, X. Wang, E. Vincent, A. Nautsch, J. Yamagishi, N. Evans, J. Patino, J.-F. Bonastre, P.-G. Noé, and M. Todisco, “Introducing the VoicePrivacy initiative,” in *Proceedings of Interspeech*, 2020, pp. 1693–1697.
- [4] S. Meyer, X. Miao, and N. T. Vu, “VoicePAT: An efficient open-source evaluation toolkit for voice privacy research,” *IEEE Open Journal of Signal Processing*, vol. 5, pp. 257–265, 2024.
- [5] N. Vauquier, B. M. L. Srivastava, S. A. Hosseini, and E. Vincent, “Legally validated evaluation framework for voice anonymization,” in *Proceedings of Interspeech*, 2025, pp. 3224–3228.
- [6] N. Tomashenko, X. Miao, E. Vincent, and J. Yamagishi, “The first VoicePrivacy attacker challenge,” in *Proceedings of the IEEE International Conference on Acoustics, Speech and Signal Processing (ICASSP)*. IEEE, 2025, pp. 1–2.
- [7] P. Champion, “Anonymizing speech: Evaluating and designing speaker anonymization techniques,” Ph.D. dissertation, Université de Lorraine, 2023.
- [8] M. Maouche, B. M. L. Srivastava, N. Vauquier, A. Bellet, M. Tommasi, and E. Vincent, “A comparative study of speech anonymization metrics,” in *Proceedings of Interspeech*, 2020, pp. 1708–1712.
- [9] T. Bäckström, M. H. Vali, M. Nguyen, and S. Rech, “Privacy disclosure of similarity rank in speech and language processing,” *IEEE Transactions on Audio, Speech and Language Processing*, vol. 34, pp. 196–205, 2026.
- [10] B. Desplanques, J. Thienpondt, and K. Demuynck, “ECAPA-TDNN: Emphasized channel attention, propagation and aggregation in TDNN based speaker verification,” in *Proceedings of Interspeech*. ISCA, oct 2020, pp. 3830–3834.
- [11] D. Snyder, D. Garcia-Romero, G. Sell, D. Povey, and S. Khudanpur, “X-vectors: Robust DNN embeddings for speaker recognition,” in *Proceedings of the IEEE International Conference on Acoustics, Speech and Signal Processing (ICASSP)*. IEEE, 2018, pp. 5329–5333.
- [12] N. Tomashenko, X. Miao, P. Champion, S. Meyer, X. Wang, E. Vincent, M. Panariello, N. Evans, J. Yamagishi, and M. Todisco, “The VoicePrivacy 2024 challenge evaluation plan,” 2024.
- [13] M. Gomez-Barrero, J. Galbally, C. Rathgeb, and C. Busch, “General framework to evaluate unlinkability in biometric template protection systems,” *IEEE Transactions on Information Forensics and Security*, vol. 13, no. 6, pp. 1406–1420, 2018.
- [14] N. Brümmer and J. Du Preez, “Application-independent evaluation of speaker detection,” *Computer Speech & Language*, vol. 20, no. 2-3, pp. 230–275, 2006.
- [15] A. Nautsch, J. Patino, N. Tomashenko, J. Yamagishi, P.-G. Noé, J.-F. Bonastre, M. Todisco, and N. Evans, “The privacy ZEBRA: Zero evidence biometric recognition assessment,” in *Proceedings of Interspeech*. ISCA, 2020, pp. 1698–1702.
- [16] M. Panariello, S. Meyer, P. Champion, X. Miao, M. Todisco, N. T. Vu, and N. Evans, “The risks and detection of overestimated privacy protection in voice anonymisation,” in *Proceedings of the Symposium on Security and Privacy in Speech Communication (SPSC)*, Delft, The Netherlands, aug 2025.
- [17] M. U. Rahman, M. Larson, L. ten Bosch, and C. Tejedor-García, “Scenario of use scheme: Threat modelling for speaker privacy protection in the medical domain,” in *Proceedings of the Symposium on Security and Privacy in Speech Communication (SPSC)*. ISCA, sep 2024, pp. 21–25.
- [18] P.-G. Noé, J.-F. Bonastre, D. Matrouf, N. Tomashenko, A. Nautsch, and N. Evans, “Speech pseudonymisation assessment using voice similarity matrices,” in *Proceedings of Interspeech*. ISCA, oct 2020, pp. 1718–1722.
- [19] R. Auckenthaler, M. Carey, and H. Lloyd-Thomas, “Score normalization for text-independent speaker verification systems,” *Digital Signal Processing*, vol. 10, no. 1-3, pp. 42–54, 2000.
- [20] J. C. Platt, “Probabilistic outputs for support vector machines and comparisons to regularized likelihood methods,” in *Advances in Large Margin Classifiers*, A. J. Smola, P. Bartlett, B. Schölkopf, and D. Schuurmans, Eds. Cambridge, MA, USA: MIT Press, 1999, pp. 61–74.
- [21] R. M. Fano, *Transmission of Information: A Statistical Theory of Communications*. Cambridge, MA: MIT Press, 1961.
- [22] V. Panayotov, G. Chen, D. Povey, and S. Khudanpur, “LibriSpeech: an ASR corpus based on public domain audio books,” in *Proceedings of the IEEE International Conference on Acoustics, Speech and Signal Processing (ICASSP)*. IEEE, 2015, pp. 5206–5210.
- [23] S. Chandra, M. Pettenò, N. Evans, M. Panariello, M. Todisco, T. Bäckström, D. Kolossa, R. Martin, T. Stafylakis, and N. Gengembre, “Evaluating voice anonymisation using similarity rank disclosure,” in *Proceedings of Odyssey: The Speaker and Language Recognition Workshop*, Lisbon, Portugal, 2026.