

Rydberg Atomic Quantum Radio: A Comprehensive Survey From Wireless Communication Perspective

Yiyue Xiang, Neng Ye, *Senior Member, IEEE*, Qihao Peng, *Member, IEEE*, Junrui Zhao, Qu Luo, *Member, IEEE*, Kai Yang, *Member, IEEE*, Jianping An, *Senior Member, IEEE*, and Pei Xiao, *Senior Member, IEEE*

Abstract—Next-generation space-air-ground-sea integrated networks (SAGSIN) impose unprecedented demands on advanced radio frequency (RF) receivers for full-spectrum agility, ultra-high sensitivity, and anti-jamming resilience, pushing conventional electronic receivers to their physical limits. To address these challenges, the Rydberg atomic quantum (RAQ) radio has emerged as a promising quantum-enabled receiver paradigm that directly maps electromagnetic fields onto atomic quantum states, offering an alternative to alleviate bottlenecks of conventional RF front ends. To provide a clear research roadmap, this survey presents a comprehensive review of RAQ radios by bridging atomic physics and wireless communications. Specifically, we first introduce the underlying quantum mechanisms, representative architectures, and atomic response models of RAQ radio. On this basis, state-of-the-art techniques for enhancing sensitivity, instantaneous bandwidth, and operating frequency are systematically reviewed, with particular emphasis on the inherent trade-offs among these key metrics. To connect quantum response with communication theory, we further analyze equivalent channel modeling frameworks for characterizing systematic performance limits. From the wireless communication perspective, some RAQ-enabled advanced technologies including cognitive, interference-resilient, low-frequency and multiple-input multiple-output (MIMO) communications are reviewed, alongside emerging deployment scenarios such as satellite networks, integrated sensing and communications, and reconfigurable intelligent surface-assisted systems. Finally, we identify open challenges and provide potential future directions of RAQ radio to inspire the further exploration.

Index Terms—Atomic radio, Rydberg atomic quantum receiver, SAGSIN, MIMO, wireless communicationns

I. INTRODUCTION

THE space-air-ground-sea integrated networks (SAGSIN) represent the definitive paradigm shift in the evolution of next-generation wireless systems [1], [2]. It is envisioned to establish ubiquitous, seamless connectivity across all physical domains, integrating the space tier of geosynchronous, medium, and low earth orbit (GEO/MEO/LEO) satellites, the air layer of unmanned aerial vehicles (UAVs), the terrestrial network of ground terminals, and the maritime segment reaching down to deep-sea submersibles [1]–[5]. This open architecture inherently

This work was funded by the National Natural Science Foundation of China under grant 62522103. (*Corresponding author: Neng Ye.*)

Yiyue Xiang, Neng Ye, Junrui Zhao and Jianping An are with the School of Cyberspace Science and Technology, Beijing Institute of Technology, Beijing 100081, China (e-mail: yiyuexiang@bit.edu.cn; ianye@bit.edu.cn; junruizhao@bit.edu.cn; an@bit.edu.cn).

Kai Yang is with the School of Information and Electronics, Beijing Institute of Technology, Beijing 100081, China (e-mail: yangkai@bit.edu.cn).

Qihao Peng, Qu Luo and Pei Xiao are with the 5G and 6G Innovation Centre, Institute for Communication Systems (ICS), University of Surrey, GU27XH Guildford, U.K. (e-mail: q.peng@surrey.ac.uk; q.u.luo@surrey.ac.uk; p.xiao@surrey.ac.uk).

encounters security threats, such as reconnaissance, interception, and electronic jamming [1], while simultaneously operating across a wide spectrum that spans over 12 orders of magnitude, stretched from Hertz-level extremely low frequencies (ELF) for underwater communication [6] to millimeter-wave Q/V bands for high-capacity satellite links. These heterogeneous operational environments impose stringent imperatives on the underlying hardwares, including full-spectrum agility, ultra-weak signal detection, anti-jamming resilience, and compact integration, which have pushed conventional radio frequency (RF) receivers to their physical limits [7]. Incremental iterations in circuit design and fabrication processes are challenging to break through the fundamental constraints of classical physics, rendering conventional RF receivers difficult to satisfy these multi-dimensional requirements.

Reflecting on the century-long evolution of wireless communications, the fundamental operating paradigm of receivers has remained generally consistent across three distinct technological epochs. From the early stage marked by Hertz's seminal electromagnetic resonant-loop prototype in 1887 [8], through the analog receiver era initiated by Marconi's trans-Channel radio broadcasts experiment [9], and ultimately to the contemporary digital software-defined radios [10], the core physical mechanism of wireless receivers is hardly changed. Based on the forced oscillation of free electrons driven by incident electric fields, conventional RF receiver rely inherently on macroscopic metallic front-end antennas to transduce free-space electromagnetic radiation into alternating conduction currents [11], [12]. Once captured, the backend semiconductor components process these signals within the electronic domain, through a cascade of operations including amplification, down-conversion and filtering [13], [14].

This classical architecture of field-to-current conversion and electronic signal processing is bounded by several inherent classical physical limits:

- *Chu's Limit on Antenna Size*: The Chu–Harrington limit indicates that electrically small antennas face a fundamental trade-off among antenna size, bandwidth, and radiation efficiency [15]. Therefore, efficient and broadband reception at low-frequencies such as 3 MHz remains highly challenging, as its wavelength is on the order of 100 m.
- *Thermal Noise Limit on Sensitivity*: In conventional semiconductor devices, the irregular thermal motion of free electrons at room temperature introduces an inherent -174 dBm/Hz noise floor [16]. Component and transmission-line losses further set the practical sensitivity floor of commercial spectrum-analyzer receivers at approximately

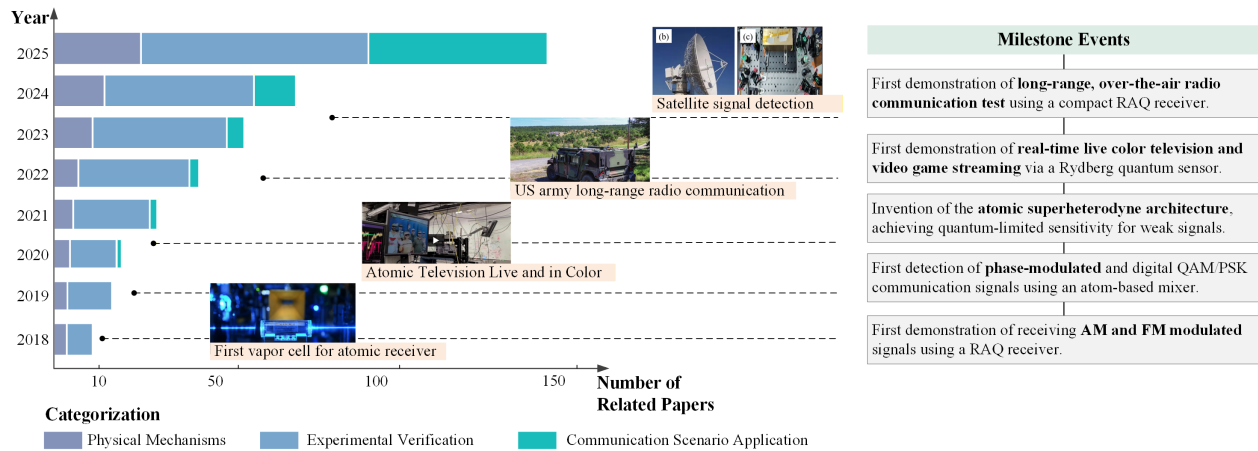


Fig. 1. Publication trends and technological milestones of RAQ receivers for wireless communications. First vapor cell for atomic receiver [19]. Atomic Television live and in color [20]. US army long-range radio communication [21]. Satellite signal detection [22].

the -150 dBm level [17].

- **Hardware Vulnerability:** Active semiconductor RF front-ends have severely limited linear dynamic range. Signal inputs exceeding 10 dBm induce severe saturation distortion, while electromagnetic interference (EMI) above 30 dBm can cause irreversible burnout [18].

As these physical boundaries constrain the development of SAGSIN, there is an urgent need to move beyond the conventional electronics framework and explore new solutions for next-generation wireless reception technologies.

Motivated by this need, researchers have turned to fundamental physics to seek solutions. Among these efforts, Rydberg atomic quantum (RAQ) radio has emerged as a promising solution and attracted growing attention. Summarized in Fig. 1, the exploration of RAQ radio for wireless communications accelerated around 2018, when early studies redesigned the RF receivers by replacing metallic antennas with centimeter-scale atomic vapor cells [23]–[26]. By using lasers to probe the optical response of atoms to RF fields, these demonstrations verified the feasibility of receiving amplitude-modulated (AM) and frequency-modulated (FM) analog signals [19], [27], [28]. Following this, RAQ radio rapidly evolved toward more sophisticated communication functions. Atomic mixers enabled the extraction of signal phase information, expanding the supported formats to digital phase-shift keying (PSK) and quadrature amplitude modulation (QAM) [29], [30]. To improve weak-signal detection, atomic superheterodyne architectures were developed, pushing sensitivity toward quantum projection noise limits [31]. Furthermore, by manipulating atomic transit times to overcome bandwidth constraints, researchers enabled high-speed data transmission, facilitating applications such as real-time color television streaming [20], [32]. As evidenced by continuous technological iterations and the rapid growth of related publications (Fig. 1), these advances indicate a gradual shift from laboratory physics demonstrations to communication engineering. Recent compact receiver prototypes have further enabled long-range over-the-air wireless communications in more realistic outdoor environments [21], [22].

Following recent advances, RAQ radio is defined in this

survey as a quantum-enabled radio paradigm that exploits the coherent coupling between free-space electromagnetic fields and resolvable transitions of discrete atomic quantum states for wireless communications. Among the existing studies, RAQ receivers for signal reception are the dominant realization of this paradigm. Their core innovation lies in the reconstruction of the reception mechanism, namely, instead of converting electromagnetic fields into conduction currents, RAQ receiver directly maps free-space electromagnetic information onto the quantum-state evolution of an atomic ensemble, from which the signal can be recovered through optical readout. This field-to-state mapping alleviates several classical electronic bottlenecks and endows RAQ receivers with distinctive advantages:

- **Ultra-Wideband Frequency Coverage:** A centimeter-scale atomic vapor cell can detect signals across a spectrum spanning from Hz to Terahertz (THz) regime [33], [34], thereby bypassing the constraints imposed by Chu’s limit.
- **High Sensitivity Beyond the Thermal Noise Limit:** The theoretical sensitivity of atomic radio is bounded by the quantum limit, with its noise floor falling below the room-temperature thermal noise of electronics receiver [24].
- **Inherent Anti-Interference Resilience:** The stringent frequency selectivity in atomic energy-level transitions introduces a unique filtering effect [35] that enables inherently rejection of out-of-band signals, providing potential for sustaining reliable communications even within highly congested electromagnetic scenarios.
- **Miniaturized and Unified Front-End Architecture:** The direct atomic-optical readout mitigates the need for separate band-specific RF front-ends, thus facilitating the feasibility of simultaneous and cross-band signal reception.

To sum up, these capabilities position RAQ receivers as an compelling candidate to meet the stringent demands of the next-generation SAGSIN.

A. Related Works

Several review-oriented works on RAQ receivers have been published, mainly covering fundamental principles, receiver architectures, performance comparisons with conventional radio

TABLE I
COMPARISON OF RELATED WORKS ON RAQ RADIO

Ref	Atomic Physics Fundamentals	System Architecture	Atomic Response Model	Metric Enhancement & Trade-off	Equivalent Channel Model	Impairments and Interference	Rydberg-Enhanced Communication & Sensing	Application Scenarios	Core Contribution
[36]	*	✓	×	*	×	×	*	*	Hot atoms for RF-field measurements
[37]	✓	✓	*	*	×	×	*	*	Electric-field measurements for various frequency bands
[38]	*	✓	×	✓	×	*	*	✓	Rydberg atom-based precise electrometry and application
[39]	*	✓	×	*	×	×	*	*	Performance comparison of different RAQ sensing architectures
[40]	✓	✓	*	✓	×	✓	*	✓	Systematic review of Rydberg atom-based RF sensing
[35]	*	✓	×	✓	×	*	*	*	Performance comparison with traditional receivers
[16]	*	*	×	*	×	×	✓	✓	Numerical simulation of performance metrics
[41]	*	✓	×	*	×	×	✓	✓	RAQ-SISO and RAQ-MIMO architectures
[42]	*	*	×	*	*	×	✓	✓	The hybridization between RAQ receiver and ISAC
Our Work	✓	✓	✓	✓	✓	✓	✓	✓	Systematic review of RAQ receivers in wireless communication

✓ Primary focus * Partial focus × Not a focus.

receivers, and representative application scenarios [16], [35]–[42], as summarized in Table I.

Regarding the field sensing, Artusio-Glimpse *et al.* [36] focus on hot-atom Rydberg RF sensors, discussing quantum-interference mechanisms, receiver architectures, performance-enhancement techniques, and applications in RF power measurement, voltage standards, and spectrum analysis. Liu *et al.* [37] review electric-field measurement methods from direct current (DC) to THz, covering DC sensing, low-frequency vapor-cell effects, Floquet-based intermediate-frequency detection, and high-frequency AT splitting. Schlossberger *et al.* [38] provide a survey of Rydberg electrometry with emphasis on sensitivity-enhancement techniques, environmental effects, measurement uncertainty, continuous-frequency detection, and emerging applications such as sensor arrays and portable probes. Zhang *et al.* [39] summarize RAQ receiver architectures, performance characteristics, and advanced methods such as microwave frequency combs, non-equilibrium sensing, and deep-learning-assisted measurements. Babusenar *et al.* [40] provide a systematic review covering SI-traceable Rydberg electrometry, excitation schemes, sensing and receiver architectures, system-level readout strategies, and performance metrics.

In terms of communication, Fancher *et al.* [35] review atomic electric-field sensors for communications and sensing, introducing their operating principles, receiver architectures, performance capabilities, and applications such as spectrum situational awareness, distributed sensing, and antenna characterization. Cui *et al.* [16] compare RAQ receivers with conventional antennas in terms of size, sensitivity, and bandwidth, and further summarize RAQ-enabled communication and sensing techniques, including multi-band sensing, atomic multiple-input multiple-output (MIMO), and quantum-enhanced noise mitigation. Gong *et al.* [41] introduce the fundamentals of Rydberg atoms and EIT-based detection, classify receiver

architectures, and discuss RAQ-SISO and RAQ-MIMO schemes for integration with classical wireless systems. Chen *et al.* [42] focus on sensing and communication applications and propose an ISAC framework using FM and acousto-optic frequency shifters to overcome instantaneous-bandwidth limitations.

As summarized in Table I, some works focus on Rydberg-atom-based field measurement, whereas others discuss selected communication aspects. Despite these efforts, a systematical discussion on the theoretical research bridging atomic quantum physics and wireless communication remains absent, particularly the critical relationship between the physical atomic response and the equivalent communication channel.

B. Contributions and Organization

This paper presents a comprehensive survey of RAQ radios by bridging atomic physics and wireless communications. Building on the basic principles of atomic quantum mechanics, we systematically review the RAQ radio from its underlying physical mechanisms to communication applications. We not only elaborate on the unique enabling value of RAQ radio for wireless communications, but also analyze how practical engineering imperatives drive the evolution of RAQ radio. This survey aims to provide a clear research roadmap and reference framework for interdisciplinary integration of RAQ radio.

The main contributions are summarized as follows:

- We systematically introduce the principle of RAQ radio, covering the underlying physical fundamentals, system architectures, and operating mechanisms. Notably, we provide the first comparisons of RAQ receivers under three typical quantum interference pathways— Λ -, Ξ -, and V -type configurations, and discuss their scope of applications.
- We analyze the intrinsic connection between atomic quantum responses and equivalent communication channels.

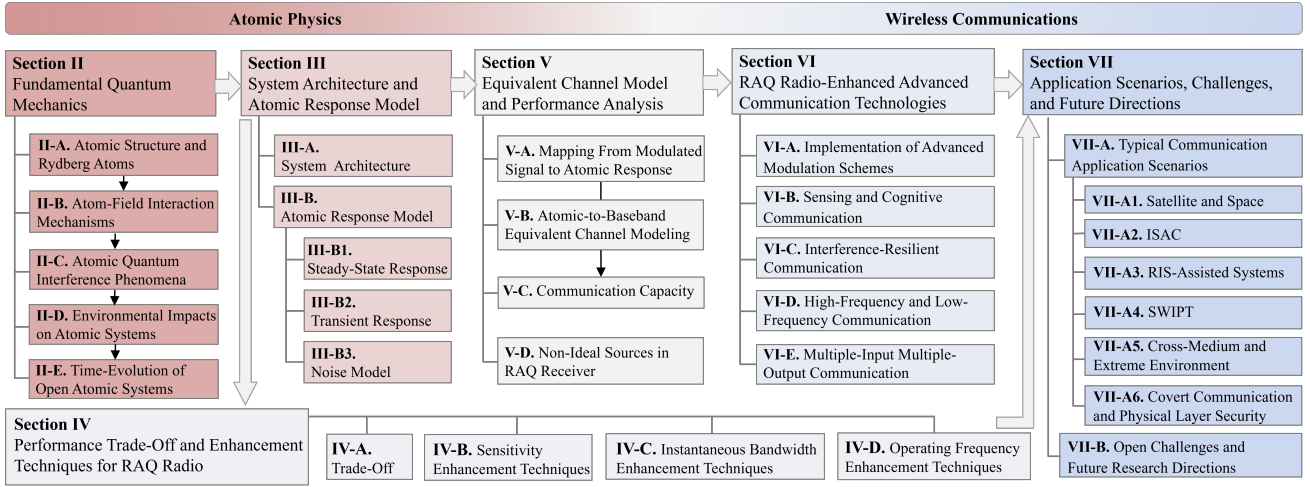


Fig. 2. Organization of this paper.

By clarifying the information mapping from incident electromagnetic fields to baseband outputs, and synthesizing modeling approaches based on the optical Bloch equations, we summarize a systematic theoretical framework for the quantitative performance evaluation of RAQ radios.

- We conduct the comprehensive review of state-of-the-art enhancement techniques and analyze their inherent trade-offs regarding key performance metrics of RAQ receivers, including sensitivity, instantaneous bandwidth and operating frequency, thereby offering essential guidelines for system-level design and implementation.
- We examine the enabling potential of RAQ radio for future wireless communication systems. Specifically, we summarize how RAQ receivers enable emerging communication scenarios, such as satellite networks, integrated sensing and communications, and multi-input multiple-output communications. We further identify communication-driven requirements on system integration, intelligent processing, and operational stability, thereby outlining key research directions for future RAQ radio.

As shown in Fig. 2, this paper is organized as follows. Section II provides the quantum mechanical foundations necessary for understanding RAQ radios. Section III presents the system architecture and clarifies the physical response models. Section IV reviews recent advances in performance enhancement across three key metrics and their trade-off. Section V bridges quantum physics and communication theory by clarifying equivalent channel models and analyzing performance limits. Section VI explores advanced communication technologies enabled by RAQ radios. Section VII discusses applications scenarios, open challenges, and future directions.

II. FUNDAMENTAL QUANTUM MECHANICS OF RYDBERG ATOMS

The core principle of RAQ radio lies in the microscopic quantum-state evolution of atomic ensembles, which relies on the interactions between external electromagnetic fields and internal atomic energy levels. In this section, we first introduce the structural properties of Rydberg atoms and the

fundamental mechanics of atom-field interactions. Then, we delve into the two core quantum interference phenomena that enable the optical readout of RF signals. Finally, we analyze the environmental impacts on ideal physical models and introduce the density matrix to model the time-evolution of the open atomic systems.

A. Atomic Structure and Rydberg Atoms

In quantum mechanics, the energy of atoms is quantized, which is defined by a series of discrete and stationary energy states occupied by their electrons. These states are characterized by a set of quantum numbers, including the principal quantum number n , the orbital angular momentum quantum number l , the magnetic quantum numbers m , and the electron spin quantum number s , which jointly determine the energy of atoms and govern their interaction characteristics with external electromagnetic fields. Specifically, the principal quantum number n , ($n = 1, 2, 3, \dots$) serves as the primary criterion for defining the mean radial distance from the nucleus, dominating the energy of atoms. The orbital angular momentum quantum number l , ($l = 0, 1, 2, \dots, n - 1$) describes the orbital shape of electrons and the magnitude of angular momentum. The projection of this angular momentum along a specific quantization axis, e.g., the direction of magnetic field, is given by the magnetic quantum number m , ($m = 0, \pm 1, \dots, \pm l$). Finally, the intrinsic spin angular momentum of electrons is described by the spin quantum number s , which is fixed at $\pm 1/2$.

Accordingly, we can represent the energy level of atoms as

$$nl_j (F = f), \quad (1)$$

where $j = l + s$ is the total electron angular momentum defined by electronic orbit-spin interactions, which determines the fine structure. $F = I \pm j$ is the total atomic angular momentum that governs the hyperfine structure, arising from the electron-nuclear interactions with I defined as the nuclear spin [43]. Notably, in the absence of an external electromagnetic field, states that share the same n, l, j are degenerate, which means that they possess identical energy. TABLE II summarizes the aforementioned quantum numbers, and Fig. 3 illustrates the

TABLE II
SUMMARY OF QUANTUM NUMBERS AND ANGULAR MOMENTA.

Category	Symbol	Value/Range	Physical Description	Main Impacts on Atom-Field Interaction
Principal	n	$1, 2, 3, \dots$	Defines electron shell energy and radial distance	<ul style="list-style-type: none"> • n, l, j, F: Jointly determine atomic energy eigenvalues. • n: Determines response sensitivity, resonant frequency and coherence time. • l: Governs electric dipole transition allowance via the selection rule. • m: Determines polarization matching with fields and induces Zeeman shift.
Orbital	l	$0, 1, \dots, n-1$	Defines orbital shape and angular momentum	
Magnetic	m	$0, \pm 1, \dots, \pm l$	Projection of orbital angular momentum	
Spin	s	$\pm 1/2$	Intrinsic electron spin angular momentum	
Total electronic angular momentum	j	$ l-s , \dots, l+s$	Spin-orbit coupling that determines fine structure	
Nuclear spin	I	Isotope dependent	Intrinsic angular momentum of the nucleus	
Total atomic angular momentum	F	$ j-I , \dots, j+I$	Defines atomic hyperfine structure	

governing rules of these quantum numbers to atomic properties based on the visualized electron cloud model.

Rydberg atoms are defined as a class of atoms with high principal quantum number n , typically with $n > 20$ [16], [44]. Alkali metal atoms, e.g., rubidium (Rb) and cesium (Cs), are predominantly employed in Rydberg atom research, as their hydrogenic structure facilitates both theoretical analysis and experimental validation [28], [38], [44]. The large n endows Rydberg atoms with some key properties:

- **Large Atomic Radius:** The orbital radius of electron follows $r \propto n^2$ when excited to a high principal quantum number state [16], [41], [42], as shown in Fig. 3.
- **High Sensitivity to Electromagnetic Fields:** Large atomic radius leads to weakened Coulomb force, rendering Rydberg atoms highly susceptible to external electromagnetic fields. This is characterized by the dipole moment μ , which approximately follows $\mu \propto n^2$ [16], [39], [41].
- **Dense Energy Levels:** The energy spacing between adjacent levels can be described by $\Delta E \propto 1/n^2 - 1/(n+1)^2 \approx 2/n^3$ [16], [37], [39], which decreases rapidly as n increases. This results in a dense spectrum of transition lines spanning from the microwave frequency bands to terahertz frequency bands.
- **Long Radiative Lifetime:** Based on the Bohr correspondence principle, Rydberg atoms with high n exhibit classical physical behavior. Their radiative lifetimes scales approximately as $\tau \propto n^3$, which is significantly longer than the typical ns lifetimes of lower excited states [37].

These distinctive properties constitute the physical basis for utilizing Rydberg atoms to detect external electromagnetic fields, as will be detailed in the subsequent subsections.

B. Atom-Field Interaction Mechanisms

The internal structure of an atom defines its static energy levels, while the dynamic evolution of its quantum state is governed by interactions with external electromagnetic fields. Through the absorption or emission of the incident photons, atomic transition is induced between discrete stationary energy states. The energy difference between initial state $|i\rangle$ and target state $|j\rangle$ is determined by the relation $\Delta E = \hbar\omega_{ij}$, where \hbar is the reduced Planck's constant and ω_{ij} denotes the atomic transition frequency. Denote the angular frequency

of the external field as ω . When $\omega = \omega_{ij}$, the external field efficiently couples the two atomic states, and the interaction strength between the external field and the atom is maximized. In practical physical systems, however, a deviation often exists between ω and ω_{ij} , which is defined as the detuning $\Delta = \omega - \omega_{ij}$.

The interaction strength between atom and external field is quantified by the *Rabi frequency*, defined as $\Omega = \frac{\langle i|\boldsymbol{\mu}\cdot\boldsymbol{E}|j\rangle}{\hbar}$. Here, $\boldsymbol{\mu}$ represents the transition dipole moment between the initial and final states, characterizing the intrinsic coupling strength of the atomic transition, while \boldsymbol{E} denotes the amplitude of the external field. Physically, the product $\langle i|\boldsymbol{\mu}\cdot\boldsymbol{E}|j\rangle$ corresponds to the interaction energy scale, and dividing this product by \hbar yields the Rabi frequency with dimensions of angular frequency. The Rabi frequency describes the frequency of periodic oscillations in the atomic population between two quantum states during time evolution. Such oscillations are known as *Rabi oscillations*, which represent one of the most typical quantum dynamical behaviors observed during coherent atom-field interactions.

These interaction dynamics are fundamentally driven by the energy structure of the atomic system, whose foundation is the total energy of an atom represented by the *Hamiltonian*, i.e.,

$$\boldsymbol{H} = \underbrace{\sum_i \boldsymbol{E}_i |i\rangle\langle i|}_{\boldsymbol{H}_0} + \underbrace{\sum_i \sum_j \boldsymbol{V}_{ij} |i\rangle\langle j|}_{\boldsymbol{H}_I}, \quad (2)$$

where \boldsymbol{H}_0 represents the unperturbed atomic Hamiltonian with eigen energy \boldsymbol{E}_i , and \boldsymbol{H}_I is the interaction Hamiltonian, with \boldsymbol{V}_{ij} denoting the coupling strength between $|i\rangle$ and $|j\rangle$. In matrix form, \boldsymbol{H}_0 and \boldsymbol{H}_I constitute the diagonal and off-diagonal terms of \boldsymbol{H} , respectively.

C. Atomic Quantum Interference Phenomena

1) **Electromagnetically Induced Transparency (EIT):** Typically, atomic transitions rely on the absorption of incident electromagnetic waves, while a unique phenomenon known as *electromagnetically induced transparency* (EIT) suppresses this absorption, rendering the atomic medium transparent to the waves. This represents a profound quantum interference phenomenon emerging from atom-field interactions, which underpins the operation of RAQ receivers.

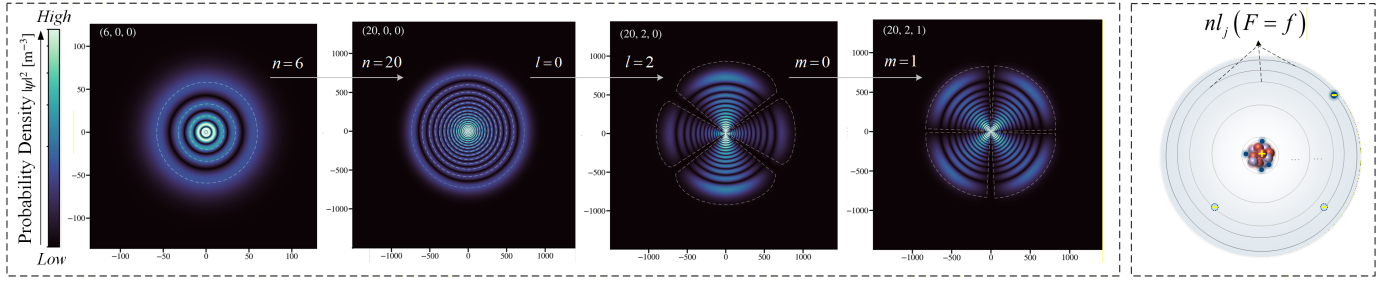


Fig. 3. The electron cloud model of atoms: probability density distributions of the electronic wavefunctions $|\psi_{nlm}|^2$ for varying quantum numbers (n, l, m) (from left to right: $(n, l, m) = (6, 0, 0), (20, 0, 0), (20, 2, 0),$ and $(20, 2, 1)$), alongside a simplified atomic model with quantum state and energy level correspondence.

Building on the Hamiltonian for energy representation, we consider a typical three-level system, comprising a ground state $|g\rangle$, an intermediate excited state $|e\rangle$, and a Rydberg state $|r\rangle$, with corresponding eigen energies $\hbar\omega_g$, $\hbar\omega_e$, and $\hbar\omega_r$, respectively. A weak probe laser with amplitude \mathbf{E}_p and frequency ω_p drives the $|g\rangle \leftrightarrow |e\rangle$ transition, while a strong coupling laser with amplitude \mathbf{E}_c and frequency ω_c drives the $|e\rangle \leftrightarrow |r\rangle$ transition. Under the rotating-wave approximation (RWA), the time-dependent oscillatory terms are eliminated. Then, in the interaction picture, the effective Hamiltonian governing the system dynamics is given by [45]

$$\hat{H} = -\frac{\hbar}{2} \begin{pmatrix} 0 & \Omega_p & 0 \\ \Omega_p & -2\Delta_p & \Omega_c \\ 0 & \Omega_c & -2(\Delta_p + \Delta_c) \end{pmatrix}, \quad (3)$$

where $\Omega_p = \boldsymbol{\mu}_{ge} \cdot \mathbf{E}_p / \hbar$ and $\Omega_c = \boldsymbol{\mu}_{er} \cdot \mathbf{E}_c / \hbar$ are the Rabi frequencies of the probe and coupling lasers, respectively. The terms $\Delta_p = \omega_p - (\omega_e - \omega_g)$ and $\Delta_c = \omega_c - (\omega_r - \omega_e)$ represent their corresponding detuning.

By solving the eigenvalue equation $\hat{H}|\psi\rangle = \lambda|\psi\rangle$, we can identify a unique eigen state with eigenvalue $\lambda = 0$ under the two-photon resonance condition $\Delta_p + \Delta_c = 0$. This state is defined as the *dark state*, expressed as

$$|D\rangle = \frac{\Omega_c}{\sqrt{\Omega_p^2 + \Omega_c^2}} |g\rangle - \frac{\Omega_p}{\sqrt{\Omega_p^2 + \Omega_c^2}} |r\rangle, \quad (4)$$

which notably contains no component of the intermediate state $|e\rangle$. Physically, this absence results from destructive quantum interference between the two excitation pathways driven by the probe and coupling lasers. Consequently, the atomic medium becomes transparent to the probe laser, forming a narrow transmission window—a phenomenon known as EIT [46].

To form the EIT, two transition paths must be chosen that share a common energy level, each path driven by the probe laser and coupling laser, respectively. The stepwise excitation scheme employed in the preceding analysis exemplifies the ladder-type (or Ξ -type) configuration. Beyond this, there exist two alternative schemes, i.e., the V-type and Λ -type configurations, as illustrated in Fig. 4.

Among these, the Ξ -type configuration is by far the most prevalent scheme in RAQ receivers. Its stepwise energy level arrangement enables efficient population of highly-excited Rydberg states through the two-photon excitation process. Due to the huge dipole moment of the top Rydberg state,

it exhibits exceptional sensitivity to external fields, making this configuration an ideal platform for signal reception.

In contrast, V-type and Λ -type configurations, while prominent in quantum optics, are currently less used for signal reception in RAQ-based systems. The V-type configuration, which comprises two excited states sharing a common ground state, is widely utilized in quantum beat spectroscopy [45]. However, optical pumping tends to deplete the ground state population, which undermines stable quantum interference and complicates signal reception [45]. The Λ -type configuration, where two lower states are coupled via a common excited state, excels in applications such as quantum memory and coherent population trapping [47]. Yet, due to the absence of a direct Rydberg state, it is generally not the preferred choice for RAQ receivers. Therefore, the subsequent analysis is predominantly based on the Ξ -type configuration.

2) *Autler-Townes (AT) Splitting*: On the basis of an established EIT effect, we then introduce another important quantum interference phenomenon, the perturbation of which can be leveraged to detect external RF signal.

In addition to the probe and coupling lasers, we introduce an external RF signal with field strength \mathbf{E}_s to the atoms, which couples $|r\rangle$ to an adjacent Rydberg state $|r'\rangle$. This extends the model to a four-level system, and the corresponding time-independent Hamiltonian can be similarly derived as

$$\tilde{H} = -\frac{\hbar}{2} \begin{pmatrix} 0 & \Omega_p & 0 & 0 \\ \Omega_p & -2\Delta_p & \Omega_c & 0 \\ 0 & \Omega_c & -2(\Delta_p + \Delta_c) & \Omega_s \\ 0 & 0 & \Omega_s & -2(\Delta_p + \Delta_c + \Delta_s) \end{pmatrix}, \quad (5)$$

where $\Omega_s = \boldsymbol{\mu}_s \cdot \mathbf{E}_s / \hbar$ and Δ_s denotes the Rabi frequency and detuning of the external RF signal, respectively. By isolating the dynamics between the two Rydberg states, we solve the eigenvalue problem for the coupling Hamiltonian

$$\tilde{H}_{\text{coup}} = -\frac{\hbar}{2} \begin{pmatrix} -2(\Delta_p + \Delta_c) & \Omega_s \\ \Omega_s & -2(\Delta_p + \Delta_c + \Delta_s) \end{pmatrix}. \quad (6)$$

Solving the eigenvalue equation $\tilde{H}_{\text{coup}}|\psi\rangle = \lambda|\psi\rangle$ yields two new eigenvalues, i.e., $\lambda_{+,-} = \frac{\hbar}{2} (-\Delta_s \pm \sqrt{\Delta_s^2 + \Omega_s^2})$. The corresponding eigen states represent coherent superpositions of the bare Rydberg states $|r\rangle$ and $|r'\rangle$, which are physically referred to as the *dressed states*.

The presence of these dressed states perturbs the EIT dark state, disrupting the original destructive interference

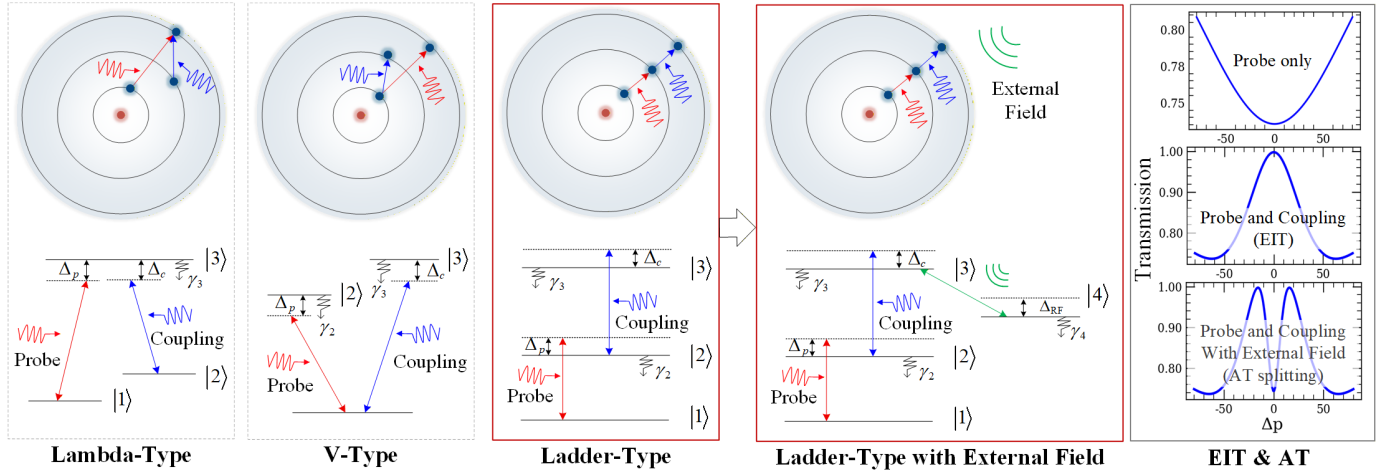


Fig. 4. Left: Typical energy level diagram of EIT in three-level system, i.e., Lambda-type, V-type and Ladder-type. Right: Quantum interference phenomena under an external field, by taking the commonly used Ladder-type as example.

condition and establishing new interference pathways. This leads to the splitting of the EIT transmission peak into two distinct resonances—a phenomenon termed *Autler-Townes (AT) splitting*. The splitting interval, Δf_{AT} , corresponds to the energy difference between the two dressed states, given by the eigenvalues difference $\hbar\sqrt{\Delta_s^2 + \Omega_s^2}$. It is proportional to the Rabi frequency of the incident RF signal [37] under resonance condition $\Delta_s = 0$, thereby enabling the direct optical detection of RF signal through spectroscopy. Fig. 4 (right) illustrates the EIT and AT spectra under varying conditions.

D. Environmental Impacts on Atomic Systems

Theoretically, atomic transitions are monochromatic, manifesting as delta-function peaks at the resonance frequency. In practice, however, absorption profiles exhibit finite widths and complex structures, which primarily stem from spontaneous emission decay and external perturbations. The atomic spontaneous emission forms natural linewidth, which is quantified by the decoherence rate: a higher decoherence rate corresponding to a shorter lifetime and, consequently, a broader spectral line. Note that the long lifetimes of Rydberg atoms inherently mitigate this natural broadening, which facilitates the maintenance of quantum coherence necessary for reliable reception.

Beyond intrinsic broadening, external factors including laser fields, electromagnetic environments, and thermal motion can also modulate the spectral shape. Specifically,

- *Power broadening*: Over-coupling between intense driving lasers and atomic transitions can lead to the broadening and potential splitting of the EIT transmission window, which is fundamentally driven by dressed-state interference dynamics [45].
- *Doppler broadening*: Due to the thermal motion of atoms, the statistical distribution of atomic velocities results in Doppler frequency shifts, which leads to inhomogeneous broadening of the transmission spectrum [46].
- *Zeeman effect*: External magnetic fields lift the inherent degeneracy of atomic magnetic sublevels, causing energy

splitting proportional to the field strength that degrade the desired quantum coherence [48].

- *Stark effect*: External electric fields perturb the energy structure, inducing Stark shifts or sub-level splitting that cause unexpected spectral displacements [46].

These mechanisms represent the atomic response to external physical quantities. While this responsiveness forms the theoretical basis for detecting information-carrying fields using RAQ receivers, these environmental factors simultaneously act as noise sources that constrain detection performance. Therefore, characterizing and controlling spectral broadening and shifting is pivotal for achieving efficient reception.

E. Time-Evolution of Open Atomic Systems

The aforementioned time-independent eigenvalue equation yields the stationary eigenstates and their corresponding energy eigenvalues of the atomic system. However, practical response of atomic ensemble to external electromagnetic fields is intrinsically a dynamic process, which is inevitably subjected to complicated atom-environment interactions, including spontaneous emission, transit-time broadening, and collisional dephasing. These dissipative processes induce energy decay and quantum decoherence, which drives the system from a pure quantum state into a statistical mixed state.

To rigorously describe the dynamics of an open quantum system involving dissipation and statistical mixtures, the *density matrix* that contains both the population probabilities and quantum coherences among different energy levels is introduced to characterize the atomic ensemble, and is given by

$$\rho = \sum_n p_n |\psi_n\rangle\langle\psi_n|, \quad (7)$$

where p_n is the probability of the system being in state $|\psi_n\rangle$. In the matrix representation, the elements of ρ possess distinct physical meanings:

- *Diagonal elements* ρ_{nn} : Represent the *populations*, quantifying the probability of the atom being in state $|n\rangle$.

- *Off-diagonal elements* $\rho_{nm}, n \neq m$: Represent the *coherences*, characterizing the quantum interference between states $|n\rangle$ and $|m\rangle$. The magnitude of these terms reflects the degree of quantum coherence, while the decoherence caused by environmental interaction suppresses these terms over time, driving the system towards an incoherent statistical mixture.

The time evolution of ρ is governed by the Liouville equation $\dot{\rho} = -i[\mathbf{H}, \rho]/\hbar$ [49], which extends to the *Lindblad master equation* by introducing a dissipation term $\mathcal{L}[\rho]$, i.e.,

$$\dot{\rho} = -\frac{i}{\hbar}[\mathbf{H}, \rho] + \mathcal{L}[\rho]. \quad (8)$$

Here, the first term $-i[\mathbf{H}, \rho]/\hbar$ describes the unitary evolution driven by the coherent Hamiltonian. The second term $\mathcal{L}[\rho]$ is the Lindblad superoperator that models non-unitary dissipative processes, which is generally expressed as

$$\mathcal{L}[\rho] = \sum_k \gamma_k \left(L_k \rho L_k^\dagger - \frac{1}{2} L_k^\dagger L_k \rho - \frac{1}{2} \rho L_k^\dagger L_k \right), \quad (9)$$

where L_k denotes the jump operator corresponding to the k -th dissipation channels, e.g., spontaneous decay from $|e\rangle$ to $|g\rangle$ and dephasing of the Rydberg state, and γ_k denotes the corresponding relaxation rates.

To solve the system dynamics numerically, the master equation in (8) is projected onto the atomic energy basis states. This projection transforms the single operator equation into a set of coupled ordinary differential equations known as the *Optical Bloch Equations* (OBEs), which can be generally represented as

$$\dot{\rho}_{nn} = \underbrace{\sum_{E_k > E_n} \Gamma_{kn} \rho_{kk} - \Gamma_n \rho_{nn}}_{\text{Incoherent Decay}} - \underbrace{\frac{i}{2} \sum_k (\Omega_{nk} \rho_{kn} - \rho_{nk} \Omega_{kn})}_{\text{Coherent Driving}}, \quad (10)$$

$$\dot{\rho}_{nm} = -(i\Delta_{nm} + \gamma_{nm}) \rho_{nm} + \frac{i}{2} \sum_k (\Omega_{nk} \rho_{km} - \rho_{nk} \Omega_{km}). \quad (11)$$

Here, Γ_{kn} denotes the spontaneous decay rate from a higher state $|k\rangle$ to $|n\rangle$, and $\Gamma_n = \sum_{E_n > E_j} \Gamma_{nj}$ is the total population decay rate out of state $|n\rangle$. The coherent atom-field interaction is characterized by the effective Rabi frequency $\Omega_{nk} = \boldsymbol{\mu}_{nk} \cdot \mathbf{E}/\hbar$, which is non-zero when an external field couples states $|n\rangle$ and $|k\rangle$. Δ_{nm} represents effective detuning relative to the $|n\rangle \leftrightarrow |m\rangle$ transition. $\gamma_{nm} = (\Gamma_n + \Gamma_m)/2 + \gamma_{nm}^{\text{col}}$ is the total dephasing rate, incorporating both intrinsic radiative decay and pure state interruption such as collisional broadening γ_{nm}^{col} .

By solving the OBEs under the steady state condition, i.e., $\dot{\rho} = 0$, one can derive the absorption and transmission spectra of the probe laser, thereby reproducing the EIT and AT splitting spectra. These spectra establish the physical basis for inversely extracting the modulated information of incident electromagnetic fields, which lays the theoretical foundation of RAQ receivers discussed in the following sections.

III. RAQ TRANSCIVER SYSTEM: ARCHITECTURE AND RESPONSE MODEL

This section introduces the RAQ transceiver system, including a detailed elaboration of RAQ receiver with its composi-

tions, typical implementation architectures and signal readout methodologies, as well as the advanced atomic transmitter. On this basis, we present a general response model derived from the OBEs, which maps the atomic dynamics to optical readout and further to the mathematical input-output relationship. Finally, we review the prevalent solution frameworks for the steady-state and transient responses, and summarize the noise model by identifying the major noise sources in each component.

A. System Architecture

RAQ transceiver system primarily consists of an atomic vapor cell, laser systems, a photodetector, and signal processing devices, as depicted in Fig. 5. Currently, most RAQ-based systems employ a hybrid architecture, using classical electronic antennas for signal transmission and atomic systems for reception. In this configuration, the vapor cell and laser system functionally replace traditional RF front-end components (e.g., antennas, mixers, and filters), while the photodetector substitutes for the intermediate frequency (IF) amplifier and demodulator interface, bridging the optical and electrical domains [28].

1) *Receiver Structure*: RAQ receiver acts as the most mature and extensively researched component of current RAQ radio system. As illustrated in Fig. 5c, a typical RAQ receiver primarily comprises four core components, i.e.,

- *Laser System*: Responsible for generating stable laser beams, which typically consists of a probe laser driving the ground state atomic transition and a coupling laser exciting the atoms to the Rydberg state.
- *Atomic Vapor Cell*: Serving as the core sensing medium, it encapsulates an alkali atomic ensemble, e.g., Rb or Cs, that directly interacts with the incident RF field.
- *Optical Detection Unit*: Comprises a photodetector and associated optical components, which measure the probe laser transmitted through the vapor cell and translate the optical readout into electrical signals.
- *Signal Processing System*: Performs amplification, filtering, and demodulation on the output electrical signals to recover target parameters (e.g., amplitude, frequency and phase) and extract the encoded baseband information.

As illustrated in Fig. 5c, the operational workflow of a RAQ receiver can be summarized into four sequential stages, i.e., atomic state preparation, RF field interaction, atomic quantum response, and optical output. First, the probe and coupling lasers are counter-propagated through the vapor cell, establishing an EIT quantum coherent state, which defines the operating point for signal reception. Subsequently, the incident RF electric field strongly couples with the Rydberg atoms. This interaction perturbs the atomic quantum states, disrupting or modifying the pre-existing EIT interference conditions. Specifically, the RF frequency determines which adjacent Rydberg state is resonantly coupled, while the RF field strength determines the magnitude of the induced AT splitting. Finally, variations of the microscopic quantum state map onto the macroscopic transmission spectrum of the probe laser. The photodetector captures the fluctuations in optical intensity and converts them into the electrical signal, thereby realizing the continuous reception and recovery of the incident RF signal.

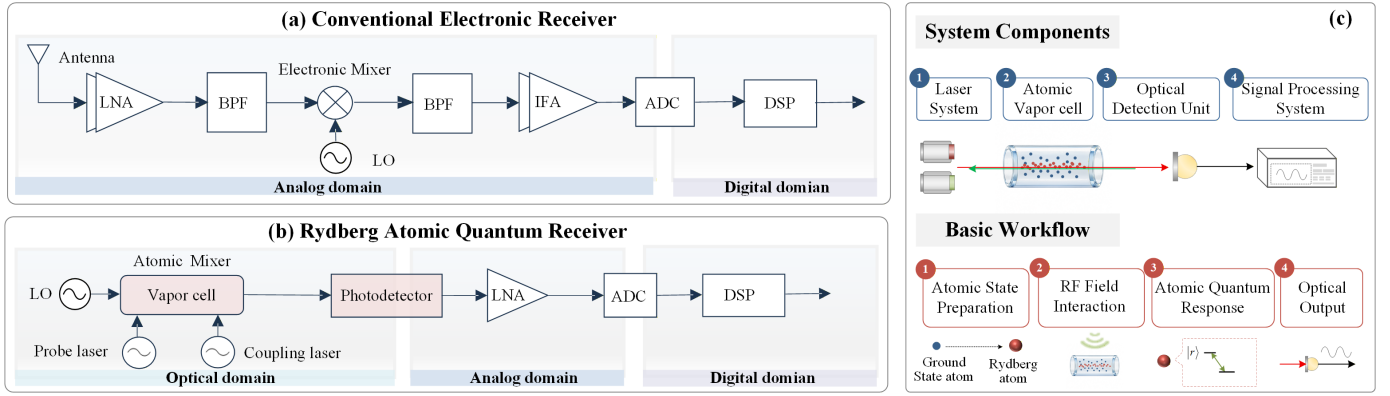


Fig. 5. Comparison of (a) conventional electronic receiver and (b) RAQ receiver. (c) The system components and basic workflow of RAQ receiver. LNA: Low-noise amplifier, BPF: Band-pass filter, IFA: Intermediate frequency amplifier, ADC: Analog-to-digital converter, DSP: Digital signal processing.

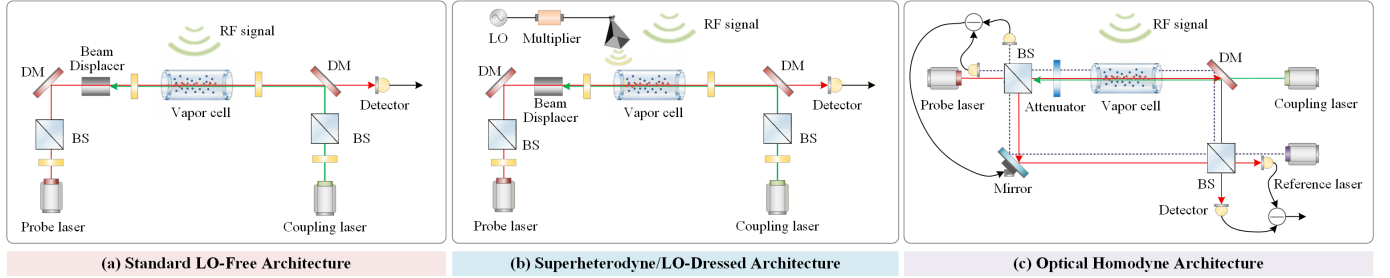


Fig. 6. Typical implementation architectures of RAQ receiver. (a) Standard LO-free architecture [36], [38]. (b) Superheterodyne/LO-dressed architecture [31], [36], [38], [50]–[52]. (c) Optical homodyne architecture [53], [53], [54]. DM: Dichroic mirror, BS: Beam splitter.

Building on the basic workflow, existing RAQ receiver implementations have diversified and can be classified along two aspects, i.e., front-end conversion architectures and signal readout methodology, which are detailed below.

Regarding the front-end conversion architecture, it defines the core hardware topology of the receiver and the physical coupling mechanism between the incident RF fields and the atomic ensemble, thereby setting the fundamental performance upper bound of the system. According to whether an additional reference field is introduced to enable coherent reception, existing mainstream front-end architectures can be divided into incoherent direct detection (Fig. 6a) and coherent superheterodyne or homodyne detection regimes (Fig. 6b,c).

- *Standard LO-Free Architecture*: As the most classical operating mode, this architecture realizes RF reception through the direct coherent coupling between the incident RF signal and the Rydberg atomic transition. Once the EIT is established, the RF field modifies the atomic coherence and maps its information onto the probe transmission spectrum. It therefore provides a direct RF-to-optical transduction pathway, in which the atomic medium itself serves as the field-sensitive element. Due to its simple operating principle and clear spectral response, it has been widely adopted as the baseline scheme for RAQ-based signal reception, while its capabilities for coherent and ultra-weak signal reception are limited [36], [38].
- *Superheterodyne/LO-Dressed Architecture*: This architecture introduces an additional strong local oscillator (LO) field as a phase reference signal [31], [38], [50]. Under this

architecture, the atomic vapor cell functions as a natural mixer, where the coherent superposition of the LO field and the weak incident RF signal generates a beat-note component at their intermediate frequency (IF) [31], [36], [50]. This beat-note modulates the transmission of probe laser, enabling simultaneous recovery of both amplitude and phase of the target signal. While the conversion gain provided by the strong LO field makes this architecture particularly advantageous for high-sensitivity weak signal detection, the mixing process can introduce additional nonlinear distortions when the target RF signal is strong [51], [52], which compromises the ideal linear transfer relationship.

- *Optical Homodyne Architecture*: This architecture introduces additional optical components to construct an optical interferometric path. By incorporating a beam splitter and a reference optical arm, it forms an interferometer structure, e.g., a Mach-Zehnder interferometer [53], to process the probe laser. This optical homodyne mechanism provides significant interferometric gain, which effectively suppresses classical technical noise limit and overcomes the photon shot-noise limit [53], [54]. It further pushes the sensitivity of the RAQ receiver toward the quantum projection noise limit, albeit at the expense of increased optical system complexity and stringent alignment requirements.

Once the front-end architecture establishes the RF-optical mapping, the subsequent task is to convert the RF-induced atomic response into a measurable electrical signal through optical readout, where the choice of readout method directly

affects the signal extraction accuracy and acquisition speed. Based on the response feature of the EIT spectrum, the readout methodologies of RAQ receivers can be primarily categorized into the following types, as illustrated in Fig. 7b.

- *Optical Spectrum Measurement*: This method characterizes signal features by actively scanning the laser frequency and monitoring the RF-induced variations in the EIT transmission spectrum. The resulted spectral responses including EIT broadening, AT splitting, and Stark shifts [35]. By continuously tracking these spectral-dependent variations, information such as signal amplitude and frequency can be extracted. While this scheme provides comprehensive spectral information, the scanning process fundamentally restricts the instantaneous bandwidth and response speed of the receiver [38], [42].
- *Optical Intensity Measurement*: This method operates by locking the laser at a fixed frequency, typically at the EIT resonance center, i.e., $\Delta_p = 0$, and directly monitors the optical power of the transmitted probe laser [52]. As the RF field strength increases, the resulting splitting or broadening of EIT window instantly manifests as a measurable drop in transmission [38]. This approach eliminates the scanning overhead, simplifies the system architecture, and enables high-speed signal acquisition, making it well-suited for detecting continuous waveforms and weak signals.
- *Optical Phase Measurement*: This method detects the RF signal by monitoring the phase variations of probe laser. Governed by the Kramers-Kronig relations [55], the RF-induced perturbation not only alters the EIT absorption or transmission spectrum, but also modifies the dispersion characteristics of the atomic vapor cell. The dispersion variation induces a proportional phase shift onto the transmitted probe laser, which can be measured to recover the information carried by the electromagnetic wave [53], [56]. This approach is particularly effective for coherent detection schemes where phase information is essential.

Beneath these architectures and readout methodologies lies a unified physical mechanism, i.e., the conversion of microscopic RF-atom interactions to measurable macroscopic optical signals. To accurately characterize this process and predict the ultimate capabilities of the receiver, it is necessary to establish a quantitative response model to bridge the external RF signal with the final optical detection.

2) *Transmitter Structure*: While atomic receivers dominate current research, atomic transmitters (or atomic emitters) also represent a cutting-edge frontier in quantum electromagnetic engineering. Rather than relying on classical oscillatory circuits and macroscopic metallic antennas, advanced atomic transmitters exploit controlled transitions between quantum states to generate and radiate electromagnetic signals [57], [58]. Its core components include an atomic vapor cell, a laser pumping and manipulation system, and an external field control unit.

Leveraging the physical principles of quantum superposition and entanglement, the atomic transmitter translates atomic coherence into significant signal advantages [57].

- *Single-Photon Emission*: Enabling secure quantum com-

munication capabilities.

- *High-Order Coherence*: Emitted photons exhibit nearly identical frequency and phase, significantly enhancing frequency stability while suppressing phase noise.
- *Superradiance Effect*: By utilizing the quantum correlations within atomic ensemble, the radiated power theoretically scales with the square of atom number N^2 , instead of the linear scaling N of classical systems. This enables high-power emission within a microscopic volume.
- *Breaching the Chu-Harrington Limit*: It holds the potential to generate very low frequency (VLF) and extremely low frequency (ELF) radiation from electrically small sources, surpassing fundamental classical limits.

In advanced physical implementations, generating low-frequency signals requires transitions between closely spaced energy levels. This is achieved by manipulating intermediate- n Rydberg atoms with DC electric fields induced Stark effect or magnetic fields induced Zeeman effect [58]–[60]. Stimulated emission is then actively triggered and precisely controlled by external perturbations, such as ultrafast laser pulses.

Although research on atomic transmitters remains limited, mastering this high-fidelity quantum state preparation and radiation control constitutes one of the most exciting vanguard endeavors in next-generation atomic radios.

B. Atomic Response Model

As discussed in Section III, RAQ receivers extract RF information from the transmitted probe laser after its interaction with the atomic vapor cell. To describe this process, a theoretical atomic response model is required to bridge the quantum dynamics with the optical readout.

Based on the readout methodologies summarized in Fig. 7b, the theoretical model can be established from two aspects, as shown in Fig. 7c. First, the incident RF field modifies the system Hamiltonian, thereby changing the Rydberg energy-level structure and producing observable spectral features represented by AT splitting and Stark shifts. For a resonant RF field, the spacing of AT splitting is proportional to the field strength, i.e., $\Delta f_{AT} = |\boldsymbol{\mu}_s \cdot \mathbf{E}_s| / (2\pi\hbar)$, whereas for an off-resonant RF field, the Stark shift follows $\Delta f_{\text{stark}} = -\alpha |\mathbf{E}_s|^2 / (2h)$, where α is the dynamic polarizability at the RF frequency.

Beyond these energy-level features, the optical intensity and phase readouts are governed by the complex susceptibility χ of the atomic medium, which is determined by the density-matrix solution of the Lindblad master equation in (8). Specifically, χ provides the connection to the atomic coherence of the probe transition, i.e., ρ_{21} , and is defined as

$$\chi = \frac{2N_0 |\mu_{ge}|^2}{\varepsilon_0 \hbar \Omega_p} \rho_{21}, \quad (12)$$

where ε_0 denotes the vacuum permittivity, N_0 represents the atomic number density within the vapor cell, μ_{ge} is the transition dipole moment for the $|g\rangle \rightarrow |e\rangle$ transition, and Ω_p is the local Rabi frequency of the probe laser.

This complex coefficient encapsulates the optical properties of the atomic ensemble. The real part $\text{Re}(\chi)$ describes the optical dispersion experienced by the probe laser and provides

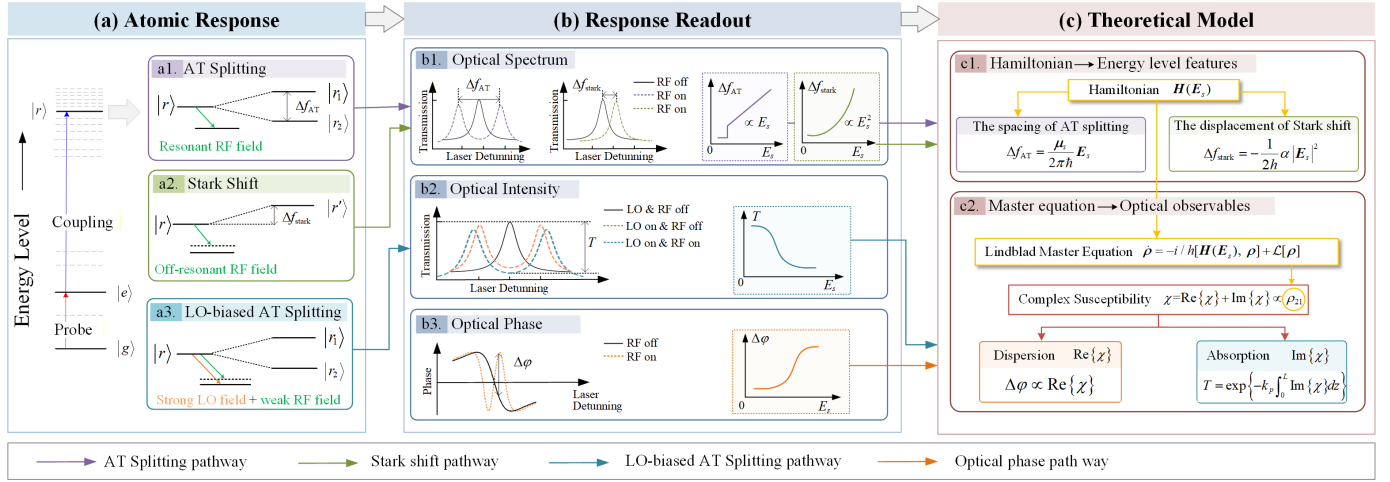


Fig. 7. (a) Atomic response, (b) response readout methodologies, and (c) theoretical model of atomic response.

the physical basis for optical phase readout, while the imaginary part $\text{Im}(\chi)$ governs probe absorption and therefore determines the optical intensity readout. As the probe laser propagates through the medium, its macroscopic transmission, denoted by T , can be modeled by integrating the position-dependent absorption over the interaction length L , i.e.,

$$T = \frac{P_{\text{out}}}{P_{\text{in}}} = \exp\left(-k_p \int_0^L \text{Im}[\chi(z)] dz\right), \quad (13)$$

where P_{in} and P_{out} are the incident and output powers of probe laser, respectively, and k_p is the wavenumber of the probe laser. Under uniform atomic density and driving fields, this expression reduces to the algebraic form $T \approx \exp[-k_p L \cdot \text{Im}(\chi)]$.

Consequently, establishing the quantitative mapping from the incident RF signal field to the coherence term ρ_{21} is pivotal for constructing the response model of RAQ receiver. Since practical RF signals may induce either static or time-varying atomic dynamics, both the steady-state and transient responses of ρ_{21} should be considered, which can be explicitly resolved by solving the OBEs introduced in Section II-E.

1) *Steady-State Response:* The steady-state response of RAQ receivers characterizes the equilibrium optical transmission under external fields. As the foundation of receiver modeling, it establishes the DC operating point, dynamic range, and fundamental input-output transfer function.

Mathematically, the steady-state behavior is determined by the stationary solutions of the OBEs by setting $\dot{\rho} = 0$. However, deriving an exact analytical solution for ρ_{21} is exceedingly challenging in practical four-level or higher systems. The full solutions are often intractably complex, containing multiple nonlinear coupling terms between the RF and laser fields, which hinders their utility in analyzing communication system. To overcome this, researchers introduce physically motivated approximations, yielding more tractable mathematical expressions while retaining physical meaning.

The *weak probe approximation* is the most widely adopted assumption in these analytical derivations [52], [61]–[63], based on the typical EIT conditions where the probe Rabi frequency is much smaller than both the spontaneous decay rate and the

intensities of other driving fields, e.g., $\Omega_p \ll \Gamma, \Omega_c$. Therefore, the atomic population is predominantly confined to the ground state, i.e., $\rho_{11} \approx 1$. This approximation effectively simplifies the complex continued fractions derived from the multi-level optical Bloch equations, eliminates high-order nonlinear absorption terms, and yields the standard EIT transmission spectrum.

For specific ladder-type configurations, researchers further exploit disparities in decay rates and coupling strengths between adjacent levels to reduce the equation order. By selectively neglecting weakly coupled density matrix elements or the virtually negligible decoherence rate of high-lying Rydberg states, e.g., assuming $\gamma_r \approx 0$, more concise analytical forms can be obtained [56]. Building upon the weak probe assumption, some studies further omit specific off-diagonal density matrix elements to derive simplified expressions that intuitively reflect the impact of the signal field on key detection metrics [52].

While these approximations successfully distill the essential physics and facilitate theoretical analysis, they inevitably cause distortion of the transmission spectrum and information loss.

2) *Transient Response:* Although the steady-state solution is commonly used for modeling, and analysis, it inherently neglects the dynamic process required to reach equilibrium. In contrast, the transient response characterizes the time evolution of the atomic system toward a new steady state following the variation of external fields. This dynamic process is governed by the time-dependent solutions of the OBEs, specifically describing the density matrix evolution where $\dot{\rho} \neq 0$. Compared to the steady-state solutions, analytical derivation of the transient response is far more complex.

The temporal evolution $\rho_{21}(t)$ depends not only on intrinsic atomic parameters, but also couples strongly with the intensity and detuning of external fields. These factors jointly determine the upper limit of the system evolution speed, fundamentally constraining the response time and instantaneous bandwidth.

To elucidate these dynamics, researchers first investigated their physical origins. For instance, studies in [64] identified that the dominant timescale of the transient response is dictated by underlying dephasing mechanisms, including transit time broadening, Rydberg-Rydberg collisions, and ionization. When

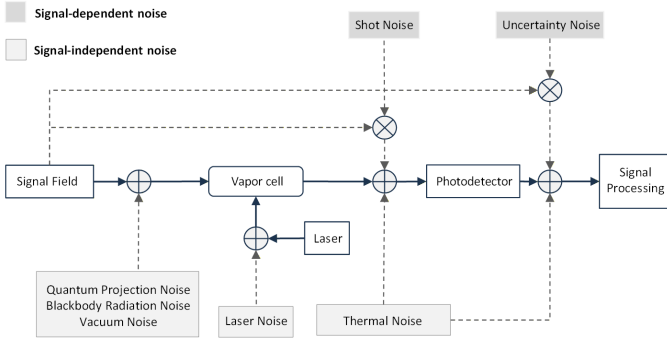


Fig. 8. Noise sources and injection points in RAQ receiver chains.

the RF pulse duration approaches or falls below this settling time, traditional steady-state models become invalid, leading to measurement errors. This highlights the importance of incorporating transient effects in practical applications.

Building on this understanding, various analytical models for transient response have been developed. In [65], an analytical expression for probe transmission evolution is derived under the weak probe approximation and the assumption that Rydberg state decoherence is negligible compared to intermediate states. By applying Laplace transform under resonance, this solution revealed two transient mechanisms, i.e., an oscillatory decay when the coupling Rabi frequency exceeds the decoherence rate, and an overdamped monotonic settling otherwise.

Furthermore, this analytical approach has been extended to superheterodyne architecture. Researchers in [66] derive dynamic expressions for ρ_{21} under time-varying fields to analyze amplitude attenuation and phase delay caused by transient lag at higher intermediate frequencies. From a system-level perspective, the concept of quantum transconductance is introduced in [67]. By utilizing small-signal perturbation and Laplace transforms to establish a transfer function from the input RF field to the output photocurrent, this work quantified transient relaxation as the system's impulse response and frequency bandwidth, thereby establishing a direct relationship between transient response and communication capacity.

In the frequency domain, recent investigations [68] revealed the correlation between EIT linewidth and transient response speed, i.e., a narrower linewidth corresponds to an earlier roll-off of the frequency response and a slower transient response.

3) *Noise Model*: RAQ receiver is subject to distinct noise sources from conventional receiver. The total noise from each component of RAQ receiver can be generally modeled as a signal-independent term plus a signal-dependent term, both of which follow Gaussian distribution [69], [70], expressed as

$$N = Z_0 + \sqrt{X}Z_1, \quad (14)$$

where $X \geq 0$ is the transmitted optical intensity, $Z_0 \sim \mathcal{N}(0, \sigma^2)$ represents signal-independent additive white Gaussian noise (AWGN) with constant variance σ^2 . $\sqrt{X}Z_1$ represents signal-dependent AWGN with $Z_1 \sim \mathcal{N}(0, \zeta^2 \sigma^2)$, where $\zeta^2 > 0$ is a scaling factor, typically ranging from 0 to 10.

Signal-independent noise sources include quantum projection noise (QPN), thermal noise, blackbody radiation noise, dark current noise and laser intensity noise.

- *Quantum projection noise*: QPN arises from the probabilistic collapse of the wavefunction during quantum state measurement. The noise power is given by [56]

$$\sigma_{\text{QPN}}^2 = \frac{\hbar \Gamma_2 B G}{2N t_c}, \quad (15)$$

where Γ_2 is the decoherence rate, B is the bandwidth, G is the gain, N is the number of atoms, and t_c is the coherence time.

- *Thermal noise*: Generated by random electron motion inside an electrical conductor, which can be expressed as [52]

$$\sigma_{\text{TN}}^2 = 4k_B T B, \quad (16)$$

with k_B Boltzmann's constant, T temperature.

- *Blackbody radiation noise*: Arising from thermal electromagnetic radiation emitted by the environment [52], [71], the noise power is given by

$$\sigma_{\text{BB}}^2 = \frac{2}{\epsilon_0 c B} \cdot \frac{h f}{e^{hf/(k_B T)} - 1}, \quad (17)$$

where h is Planck's constant, f is the frequency, ϵ_0 is the vacuum permittivity, and c is the speed of light.

- *Laser noise*: Quantum fluctuations of laser field lead to random amplitude variations [72]. Under the small-fluctuation approximation, its noise power is given by

$$\sigma_{\text{LN}}^2 \approx c^2 \epsilon_0^2 S^2 E_p^2 \sigma_p^2, \quad (18)$$

where E_p is the amplitude of the probe laser, σ_p^2 is the variance of the random amplitude fluctuation of the probe laser, and S is the beam cross-sectional area. Although the coupling laser can also introduce noise, its contribution is sufficiently weak to be neglected because it does not directly affect the transmitted laser power [72].

Signal-dependent noise sources are dominated by various forms of shot noise and measurement uncertainty.

- *Shot noise*: Shot noise originates from three independent sources in photodetection, all arising from the random nature of carrier generation [52], [56], [69], [71]: (i) signal photon noise due to the random arrival of signal photons, (ii) background photon noise from ambient light, and (iii) dark current noise from thermal generation even in the absence of light. The total variance can be expressed as

$$\sigma_{\text{shot}}^2 = i_s^2 + i_b^2 + i_d^2 = 2qB(\eta X + X_b + I_d), \quad (19)$$

where $i_s^2 = 2qB\eta X$, $i_b^2 = 2qBX_b$, and $i_d^2 = 2qBI_d$ denote the signal photon, the background photon, and the dark current noise components, respectively. Here, q is the electron charge, η is the quantum efficiency, X_b is the background light intensity, I_d is the dark current intensity.

- *Uncertainty noise*: Observation uncertainty noise arises when weak RF signals blur the AT doublet, which can be modeled as [36], [52]

$$\sigma_{\text{UN}}^2 = (\tilde{\epsilon} E_s)^2, \quad (20)$$

where $\tilde{\epsilon} \approx 0.5\%$ is the fractional uncertainty and E_s the RF field strength.

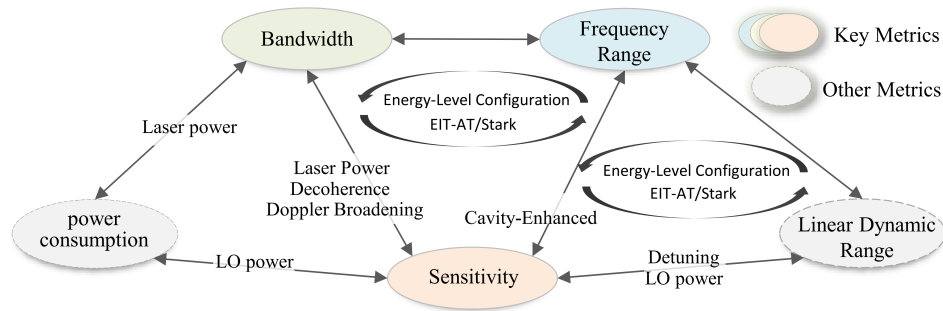


Fig. 9. Trade-offs among key performance metrics of RAQ receivers. The black arrows denote interdependencies between different metrics.

Overall, signal-independent noise mainly determines the noise floor of the receiver, while signal-dependent noise reflects the influence of the RF field and the measurement process on system performance.

IV. PERFORMANCE TRADE-OFF AND ENHANCEMENT TECHNIQUES FOR RAQ RADIO

To improve the performances of RAQ receivers, researchers have conducted extensive work. Current efforts primarily focus on three core metrics, i.e., sensitivity, instantaneous bandwidth, and operating frequency. This section analyzes the trade-offs and enhancement techniques related to these metrics, introduces their core technical approaches and innovative strategies, which provides a reference for future research in this field.

A. Trade-offs Among Sensitivity, Instantaneous Bandwidth and Operating Frequency

As key performance metrics of RAQ receivers, sensitivity, instantaneous bandwidth, and frequency range are not independently scalable, but are jointly constrained by atomic coherence and optical readout mechanisms, as shown in Fig. 9.

The most fundamental trade-off lies between sensitivity and instantaneous bandwidth. A broader EIT transparency window enables larger instantaneous bandwidth, while results in reduced sensitivity. The width of the transparency window is influenced by decoherence, laser power, and Doppler effects. Therefore, improving sensitivity generally requires a narrower response window, whereas bandwidth enhancement often comes at the cost of reduced field resolution. A similar trade-off exists between sensitivity and available frequency range, where cavity-enhanced techniques can improve sensitivity but limit the accessible frequency band due to their resonant nature.

The choice between the EIT-AT effect and the Stark effect, together with the energy level configurations, further reshapes these trade-offs. The Stark effect enables off-resonant and low-frequency field detection, which expands the available frequency range. However, compared with the EIT-AT effect, it may face limitations in instantaneous bandwidth and sensitivity. Different energy level configurations offer additional degrees of freedom to relax these trade-offs, providing a promising route for simultaneous improvement of multiple metrics [73].

Beyond three key metrics, linear dynamic range and power consumption are also important for system design. Linear

dynamic range is jointly influenced by the LO operating point and detuning. Adjustment of the LO operating point enables a trade-off between sensitivity and linear dynamic range, while detuning affects the metrics by reshaping the EIT spectrum and modifying the atomic response [74]. Power consumption is another key indicator, which is affected by the choices of laser power and LO power, whose choices also influence instantaneous bandwidth and sensitivity. Therefore, appropriate optical and RF power allocation is required to balance receiver performance and energy consumption.

B. Sensitivity Enhancement Techniques

Sensitivity of RAQ receivers is jointly determined by atom-field coupling strength, atomic coherence properties, optical readout efficiency, and technical noise. Studies have shown that key system parameters, e.g., frequency detuning, transit relaxation, laser driving conditions, and multi-level atomic dynamics, can affect the achievable sensitivity and should be carefully optimized [75]–[77]. Based on these considerations, sensitivity enhancement techniques can be broadly classified into passive field enhancement through resonant structures, atomic response engineering, and readout-architecture optimization. This section surveys the implementation methods and achievable performances of these approaches.

1) *Resonant Cavity Design*: Existing studies can be categorized into three directions. The first focuses on localized field enhancement, where resonant or waveguiding concentrate the incident RF field within the atom-laser interaction region. The second pursues frequency-agile enhancement, aiming to overcome the narrowband nature of conventional resonators. The third emphasizes LO-integrated heterodyne enhancement, where the resonator is co-designed with the LO feeding path.

For localized field enhancement, W. Wan *et al.* [78] introduced a deep-subwavelength multilayered split-ring resonator (MSRR), where the staggered multilayer structure lowers the resonant frequency while maintaining strong field. H. Amarloo *et al.* [79] introduced a photonic crystal structure to the vapor cell, where slot-waveguide confinement and the slow-light effect jointly enhance RF-atom interaction inside the vapor cell. Furthermore, G. Sandidge *et al.* [80] emphasized that the key design objective is not only RF field amplification but also electric-field uniformity across the interaction region. Their later work introduced narrow ridges to compensate for

TABLE III
SUMMARY OF SENSITIVITY ENHANCEMENT TECHNIQUES

Category		Design Method	Available Frequency Range	Sensitivity	References
Resonant Cavity Design	Localized field enhancement	Multilayered split-ring resonator	20.51 MHz	29.09 nV/cm/ $\sqrt{\text{Hz}}$ @ 20.51 MHz	[78]
		Photonic-crystal slot-waveguide vapor cell	37.36 GHz	600 nV/cm/ $\sqrt{\text{Hz}}$ @ 37.36 GHz	[79]
		Metallic waveguide resonant cavity	14.98-15.2 GHz	Field enhancement factor of 14	[80]
		Ridge-compensated field uniformity	9.91-10.56 GHz	1.58 $\mu\text{V}/\text{m}/\sqrt{\text{Hz}}$ @ 10.22 GHz	[81]
	Frequency-agile enhancement	Varactor-tuned PCB-enhanced resonator	187-293.6 MHz	1.73 $\mu\text{V}/\text{cm}/\sqrt{\text{Hz}}$ @ 250.5 MHz	[82]
		Varactor-tuned PIN-switched resonator	231-586 MHz	30.4 nV/cm/ $\sqrt{\text{Hz}}$ @ 564.2 MHz	[83]
		Copper-column mechanical tuning	210-308.6 MHz	179.37 nV/cm/ $\sqrt{\text{Hz}}$ @ 223.7 MHz	[84]
		Movable-patch cage-shaped resonator	1-2 GHz	Electric field gain > 40 dB	[85]
		Tunable Fabry-Perot cavity	4.8-12.2 GHz	5 nV/cm/ $\sqrt{\text{Hz}}$ @ 8.57 GHz	[86]
	Continuous-passband cascaded cavity	2.781-3.008 GHz	1.47 $\mu\text{V}/\text{cm}/\sqrt{\text{Hz}}$	[87]	
	LO-integrated heterodyne enhancement	Square-spiral LOIR	14-16 MHz	/	[88]
		Square-spiral resonator with sapphire cell	15.54 MHz	2.60 nV/cm/ $\sqrt{\text{Hz}}$ @ 15.54 MHz	[89]
		Standing-wave type LOIR	264.8 MHz	104.34 nV/cm/ $\sqrt{\text{Hz}}$ @ 264.8 MHz	[90]
Traveling-wave type LOIR		264.2 MHz	105.54 nV/cm/ $\sqrt{\text{Hz}}$ @ 264.2 MHz	[90]	
Atomic Response Engineering	Frequency comb based on pulsed lasers	20 kHz - 96 MHz	2.9 $\mu\text{V}/\text{cm}/\sqrt{\text{Hz}}$ @ 66 MHz, 88 MHz	[91]	
	Sideband amplification in six-wave mixing	16.0304 GHz \pm 2 MHz	62 nV/cm/ $\sqrt{\text{Hz}}$	[73]	
	Many-body enhancement	16.68 GHz	49 nV/cm/ $\sqrt{\text{Hz}}$ @ 16.68 GHz	[92]	
	Ground state repumping laser	17.0434 GHz	0.03 $\mu\text{V}/\text{cm}/\sqrt{\text{Hz}}$ @ 17.0434 GHz	[93]	
	Collinear three-photon excitation	108.9 GHz	1.25 $\mu\text{V}/\text{cm}/\sqrt{\text{Hz}}$ @ 108.9 GHz	[94]	
Readout and architecture optimization	Optical homodyne detection	5.047 GHz	5 $\mu\text{V}/\text{cm}/\sqrt{\text{Hz}}$ @ 5.047 GHz	[54]	
	Dispersion signal amplification	8.556-8.566015 GHz	111 nV/cm/ $\sqrt{\text{Hz}}$ @ 8.566 GHz	[95]	
	Probe laser array optimization	8.57 GHz	19 nV/cm/ $\sqrt{\text{Hz}}$ @ 8.57 GHz	[96]	
	Heterodyne + homodyne detection + detunings of laser and microwave field	20.64GHz	0.185 nV/cm/ $\sqrt{\text{Hz}}$ @ 20.64 GHz	[53]	

field decay near the vapor-cell edges, yielding a more uniform co-polarized RF field and improved sensitivity [81].

To further enhance frequency agility, K. Yang *et al.* [82] adopted a PCB-based electrically tunable resonator (PETR), where a tuning varactor dynamically adjusts the equivalent capacitance and enables continuous VHF-band frequency tuning. They further proposed a broadband frequency-reconfigurable resonator (BFRR), extending resonator-assisted enhancement toward wider tunable frequency coverage [83]. Similarly, Y. Li *et al.* [84] developed a compact tunable enhancement resonator (CTER), in which a sliding copper tuning column changes the effective current path to achieve broadband mechanical tunability. X. Tang *et al.* [85] designed a cage-shaped resonator (CSR), enabling L-band continuous tuning by moving a copper tuning patch along the resonant current loop. Based on the Fabry-Perot interference principle, B. Wu *et al.* [86] designed a tunable open Fabry-Perot (FP) cavity that enhances the local microwave field through multiple-reflection superposition, providing high sensitivity in the C/X-band range. Beyond point-wise tuning, G. Gao *et al.* [87] proposed a cascaded cavity resonator (CCR) with three-stage rectangular cavity cascading and multi-cavity coupling, achieving continuous S-band field enhancement without stepwise tuning.

For LO-integrated heterodyne enhancement, A. Zhou *et al.* [88] integrated an LO port with a square-spiral resonator to realize compact near-field LO coupling. In their subsequent HF-band work [89], the square-spiral resonator was combined with a sapphire Cs vapor cell to mitigate electric-field screening. K. Yang *et al.* [90] developed standing- and traveling-wave LO

port-integrated resonators (LOIRs) based on split-ring structures, reducing LO field attenuation and multipath interference.

2) *Atomic Response Engineering*: Inspired by the inherent physical properties of atoms, some studies focus on the design of transition paths for atom-field interactions. Sensitivity is effectively improved by optimizing the matching between transition channels and enhancing coupling efficiency.

N. Prajapati *et al.* [93] introduced a ground-state repumping laser to recycle dark-state atoms back into the EIT cycle, thereby increasing the number of interacting atoms without noticeable spectral broadening and improving the EIT signal amplitude. To suppress linewidth-induced sensitivity degradation, S. M. Bohaichuk *et al.* [94] designed a collinear three-photon excitation scheme that matches the laser wavevectors, significantly narrowing the spectral linewidth for weak RF-field measurements. Beyond linear atomic excitation, B. Yang *et al.* [73] explored six-wave mixing processes in a superheterodyne architecture, enhancing sideband generation efficiency and expanding instantaneous bandwidth while maintaining high sensitivity. D. S. Ding *et al.* [92] further exploited nonlinear interactions and collective phase transitions in many-body systems near the critical point, where the transmission spectrum becomes highly sensitive to tiny frequency shifts, thus improving electric-field measurement accuracy. K. Di *et al.* [91] constructed a Rydberg atomic frequency comb by matching the pulsed-laser repetition frequency with the atomic velocity distribution, enabling broader frequency coverage and improved sensitivity without external microwave modulation.

TABLE IV
SUMMARY OF INSTANTANEOUS BANDWIDTH IMPROVEMENT TECHNIQUES

Category	Design Method	Signal Frequency	Instantaneous Bandwidth	References
Atomic State Manipulation	Multi-dress-state engineering	16.03 GHz	$\Delta_n/2\pi=12$ MHz; 76.8 MHz	[98]
	Sideband amplification in six-wave mixing	16.0304 GHz	10.2 MHz	[73]
	Using tunable Rydberg blockade effect	/	5-times larger	[99]
	Coarse laser tuning with fine Stark shift compensation	2.6-3.6 GHz	GHz-level	[100]
	Zeeman effect with gradient magnetic field regulation	2.904 GHz	3.2 MHz	[101]
Multiplexed Detection Architectures	Spatiotemporal multiplexing of probe laser	18.14 GHz	100 MHz	[102]
	Optical frequency comb probe with sideband measurement on each comb teeth	4.0 GHz	+ sideband: 6 ± 4 MHz - sideband: 12 ± 1 MHz	[103]
	Microwave-frequency-comb LO dressing	4.485 GHz	Per-channel 3-dB bandwidth 300 kHz; instantaneous comb coverage 125 MHz	[104]
	Stark comb with scalable vapor cell arrays	8.025-8.235 GHz	210 MHz	[105]

3) *Readout and Architecture Optimization*: Readout and architecture optimization aims to improve the front-end detection topology and optical readout chain of RAQ receivers. By introducing interferometric readout, optical homodyne/heterodyne detection, probe laser arrays, weak-measurement-assisted amplification, and system-parameter optimization, these methods enhance RF-to-optical signal extraction, suppress technical noise, and improve receiver sensitivity.

S. Kumar *et al.* [54] adopted optical homodyne detection combined with a Mach-Zehnder interferometer (MZI) to suppress probe laser noise and enhance sensitivity. Following this interferometric readout route, S. Wu *et al.* [53] combined an atomic heterodyne receiver with an MZI and evaluated the received signal through laser phase variations, achieving improved sensitivity by optimizing the frequency detunings of laser and microwave fields. To further mitigate technical noise, Y. Jiang *et al.* [95] introduced quantum weak measurement with a Sagnac loop interferometer (SLI), amplifying dispersion-induced phase differences while suppressing absorption-related disturbances. Beyond single-beam readout, B. Wu *et al.* [96] constructed optical probe laser arrays using fiber-coupled arrays and cascaded diffraction gratings, increasing the number of interacting atoms for coherent signal accumulation and noise suppression.

A performance comparison of typical sensitivity enhancement schemes is summarized in Table III.

C. Instantaneous Bandwidth Enhancement Techniques

Instantaneous bandwidth is primarily limited by the response time of RAQ system. This response is governed by multiple factors, including steady-state EIT formation, transient atom-RF interaction, optical Rabi frequencies, vapor density, and technical readout bandwidth [97]. For most EIT-based receivers, the dominant limitation is the formation and relaxation time of the EIT response, which is approximately on the order of 100 ns, corresponding to a very limited bandwidth of 10 MHz [27], [97]. In the following, we review advances in broadening the instantaneous bandwidth through atomic state manipulation and multiplexed detection architectures design.

1) *Atomic State Manipulation*: Manipulating atomic energy levels, quantum states, and nonlinear interaction pathways are the effective approaches to broaden the RF-to-optical response.

Q. Zhang *et al.* [99] employed the Rydberg blockade effect to shorten the atomic response time and improve bandwidth-related characteristics at the quantum-state level. Y. Yan *et al.* [98] reshaped the atomic response through energy-level dressing and the AC Stark effect, where a detuning-dependent dual-peak structure and Rabi-frequency-driven dip-lifting effect were used to broaden the detectable response range. Through gradient magnetic field manipulation, Q. Wang *et al.* [101] realized Zeeman-sublevel-selective excitation using spatially varying magnetic fields generated by anti-Helmholtz coils, thereby expanding the instantaneous bandwidth while maintaining high sensitivity. Beyond energy-level control, B. Yang *et al.* [73] optimized six-wave mixing processes in a superheterodyne architecture, enhancing negative-sideband generation efficiency and expanding the instantaneous bandwidth while preserving high sensitivity. M. Chen *et al.* [100] further compensated for the discreteness of atomic energy levels through AC Stark tuning combined with laser tuning, synthesizing an equivalent broadband detection range.

2) *Multiplexed Detection Architectures*: Towards architecture design, Samuel H. Knarr *et al.* [102] proposed a spatiotemporal multiplexing scheme that combines the pulsed probe operation and spatial division, thereby alleviating the relaxation time bottleneck of conventional single-channel architectures. To support scalable bandwidth expansion, Yuechun Jiao *et al.* [105] proposed a Stark comb regulation scheme, where position-dependent Stark fields are applied to different vapor cells in an array and matched with microwave-frequency-comb spectral lines, enabling spatially parallel detection. Alexandra B. Artusio-Glimpse *et al.* [103] introduced an optical frequency comb (OFC)-based detection scheme, in which multiple probe-comb teeth perform parallel sampling and extraction of RF-induced sidebands, improving the sensitivity bandwidth through multi-channel optical detection. In addition, Li-Hua Zhang *et al.* [104] developed a Rydberg microwave frequency comb spectrometer architecture. Through multi-frequency LO-field dressing and dual-microwave-frequency-comb algorithms, this architecture achieved wide-range broadband detection.

The various enhancement techniques of instantaneous bandwidth are summarized in Table IV.

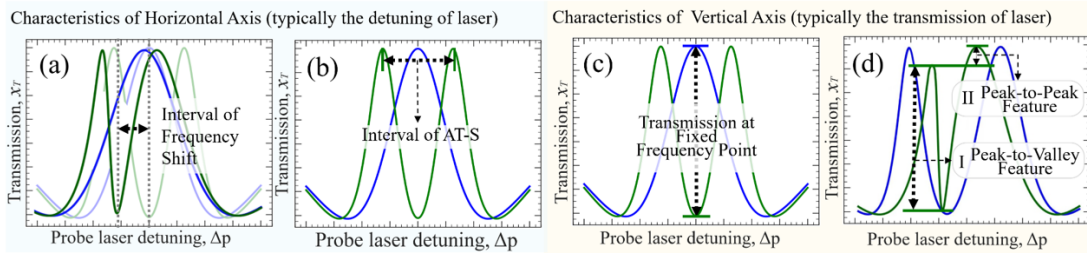


Fig. 11. Characteristic of the EIT spectrum for information carrying. (a) The interval of frequency shift. (b) The interval of Autler-Townes splitting. (c) The transmittance at a fixed laser frequency. (d) The transmission of the two asymmetric AT splitting peaks and the transmission of difference between a peak and its adjacent valley. Blue lines: transmission spectrum without RF signal. Green lines: transmission spectrum with RF signal.

detection span the horizontal axis, i.e., frequency, and the vertical axis, i.e., transmittance.

From the horizontal axis of the transmission spectrum, the observable characteristics primarily include two aspects:

- The interval of frequency shift. It refers to the displacement of the EIT transparency window center or the split doublet center on the frequency axis [31], [38], [117], as illustrated in Fig. 11a, with the magnitude of this displacement positively correlated with the frequency of the RF field.
- The interval of AT splitting. It refers to the frequency separation between the two split peaks when the transmission spectrum undergoes splitting under the RF field, as illustrated in Fig. 11b. This interval is positively correlated with the amplitude of the RF field.

By detecting the changes in these two characteristic parameters of the transmission spectrum, it is possible to recover the frequency and amplitude of the RF field.

Information can also be acquired from the vertical axis of the transmission spectrum, including the following two aspects.

- The transmittance at a fixed probe laser frequency [50], [52]. Amplitude or frequency variations of the RF field cause shifts of the EIT or the AT splitting window, thereby altering the transmission, as illustrated in Fig. 11c.
- The difference of transmittance under asymmetric AT splitting. When signal detuning is introduced, the transmission spectrum deforms and becomes asymmetric. In such cases, information can be extracted by detecting the transmission of the two asymmetric AT splitting peaks, i.e., the peak-to-peak feature, as indicated in Region I of Fig. 11d. Simultaneously, the information carried by the signal can also be obtained by measuring the transmission difference between a peak and its adjacent valley, i.e., the peak-to-valley feature, shown in Region II of Fig. 11d.

In summary, deeper investigation into the available features of the transmission spectrum can provide innovative insights and approaches for enhancing the capability of RAQ receivers.

2) Atomic Response Features-Based Modulation Mapping:

Information modulation in RAQ receivers is generally realized by mapping RF signal parameters onto measurable atomic-response features in the optical readout. Depending on the architecture and readout methodology, modulated information including amplitude, frequency, phase, and polarization can be encoded into AT peak separation, transmission variation, spectral asymmetry, or optical phase shift.

The amplitude of the RF signal can be extracted from either the AT splitting interval or the probe laser transmission variation, as shown in Fig. 11b and c. In the resolvable AT-splitting regime, the separation between the two EIT-AT transmission peaks is proportional to the incident RF electric-field amplitude. In the unresolved or weak-field regime, the variation of the transmission is also approximately linear with the RF field strength around a properly selected operating point [25], [27]. Although both methods originate from RF-induced perturbations of the EIT spectrum, they differ in detection complexity, sensitivity, dynamic range, and response speed.

RF frequency information can be recovered from frequency-dependent changes in the transmission spectrum, including spectral shifts, peak asymmetry, and contrast variations [118], [119]. As illustrated in Fig. 11a, when the RF frequency matches a neighboring Rydberg transition, the RF field produces an EIT-AT response. When the RF frequency is detuned from the transition resonance, the EIT-AT peaks shift and become asymmetric due to the detuning-dependent dressed-state response. Therefore, frequency variations can be demodulated by scanning the laser detuning and tracking the spectral features, or by fixing the laser detuning at a sensitive operating point and converting the frequency-dependent spectral response into probe-transmission variation under a constant RF amplitude. In addition, the contrast and relative height of the AT-splitting peaks can also serve as frequency-dependent observables.

The measurement of RF phase information generally requires a phase reference. Existing approaches can be broadly divided into two categories. The first approach introduces an additional LO with a known phase that mixes with the RF signal through the atomic medium, converting the phase information into the amplitude of their beat signal. This beat signal can then be read out using conventional amplitude detection methods [31], [120], [121]. The second approach uses optical-domain references, for example by modulating the coupling laser phase to generate optical sidebands that act as intrinsic reference fields without requiring an external RF LO [122], [123]. Both methods exploit the atomic medium as a coherent mixer, converting RF phase information into detectable optical amplitude or phase variations.

Polarization information can be recovered by mapping the vector properties of the RF field onto polarization-dependent optical responses. Existing studies mainly follow two approaches. The first introduces a set of LO fields with specific polarization directions so that the incident RF field can be projected onto

these reference axes and reconstructed from the corresponding transmission-spectrum features [124]. The second exploits the dependence of energy levels and transition strengths on the RF field polarization, such as Stark or Zeeman mechanisms. In this case, polarization information can be inferred directly from spectral shifts, splitting patterns, or transition strengths without reference fields [125], [126]. The essence of both approaches is to transform polarization information, which is difficult to capture directly, into quantifiable optical observables.

B. Atomic-to-Baseband Equivalent Channel Modeling

The atomic response model discussed in the previous section describes the mapping from the incident RF field to the atomic coherence, optical susceptibility, and probe transmission. For wireless communication analysis, however, it is necessary to further translate this atomic response into an equivalent input-output relationship. In this view, the RAQ receiver is treated as communication front end that converts RF waveform into an electrical baseband signal through atomic transduction, optical readout, photodetection, and baseband processing.

Denote $x(t)$ as the complex baseband envelope, with the corresponding incident RF field $E_s(t) = \text{Re}\{x(t)e^{j2\pi f_c t}\}$ and Rabi frequency $\Omega_s(t) = \mu_s E_s(t)/\hbar$. The atomic-to-baseband equivalent channel can be generally written as

$$y(t) = \mathcal{H}_{\text{eq}}(x(t)) + n_{\text{eq}}(t), \quad (21)$$

where $y(t)$ is the received baseband output that depends on corresponding optical or electrical readout. $\mathcal{H}_{\text{eq}}(\cdot)$ denotes the equivalent channel response that absorbs both the atomic response, optical readout and electrical detection chain. The term $n_{\text{eq}}(t)$ denotes the noise sources according to III-B3.

Existing studies have explored equivalent channel models for different operating scenarios and conditions, mainly including the steady-state linear, steady-state nonlinear, linearized small-signal, and dynamic channels, as shown in Fig. 12.

1) *Steady-State Linear Channel*: When the RAQ receiver is driven by a strong RF signal, the system operates in the resolvable AT-splitting regime [127]. In this case, the received communication observable is not a directly sampled baseband waveform, but a spectral feature extracted from the EIT spectrum. If the RF envelope slowly varying, the output can be represented by the spacing of AT splitting $y(t) = \Delta f_{\text{AT}}(t)$ [31], [38]. Since AT splitting measures the RF-field amplitude rather than the complex envelope phase, the atomic-to-baseband equivalent channel is linear with respect to the amplitude envelope, i.e.,

$$y(t) = H_{\text{ssl}}|E_s(t)| + n(t), \quad H_{\text{ssl}} = \tilde{G}_{\text{ssl}} \frac{\mu_s}{2\pi\hbar}. \quad (22)$$

Here, $\mu_s/2\pi\hbar$ is the physical field-to-splitting coefficient, while \tilde{G}_{ssl} is the splitting-to-baseband conversion gain determined by the spectral readout, frequency estimation, calibration, and subsequent electronic or digital processing.

This model exhibits a direct amplitude-to-frequency mapping between incident RF field and the measured spectral splitting. The channel response H_{ssl} depends only on Planck's constant \hbar and the atomic dipole moment μ_s . Therefore, it offers the key advantages of SI-traceable and highly-linearity [128], [129].

However, this model is mainly applicable to slowly varying AM-envelope detection or strong-field, and the AT splitting must be larger than the full width at half maximum (FWHM) of EIT window Γ_{FWHM} to be resolved, i.e., $\Omega_s \gtrsim \Gamma_{\text{FWHM}}$.

2) *Steady-State Nonlinear Channel*: When the RF field is weak, i.e., $\Omega_s \ll \Gamma_{\text{FWHM}}$, the AT splitting remains unresolved. In this case, the received signal is usually obtained from the transmitted probe intensity P_{out} or phase $\Delta\phi$ at a fixed operating point. Under the steady-state approximation, the RAQ receiver can be modeled as a nonlinear memoryless channel,

$$y(t) = H_{\text{ssn}}(x(t)) + n(t), \quad (23)$$

where $H_{\text{ssn}}(\cdot)$ is determined by the steady-state solution of the OBEs, the readout chain. For the optical intensity readout, the steady-state nonlinear mapping from RF field to probe transmission can be expressed as

$$H_{\text{ssn}}(E_s(t)) = \tilde{G}_{\text{ssn}} e^{-k_p \int_0^L \text{Im} \left(\frac{2N_0 |\mu_{\text{eq}}|^2}{\epsilon_0 \hbar \Omega_p(z)} \rho_{21}(E_s(t), z) \right) dz}. \quad (24)$$

Here, $\tilde{G}_{\text{ssn}} = \eta \alpha_{\text{pd}} G_{\text{TIA}} G_{\text{LNA}} G_{\text{bb}}$ denotes the transmission-to-baseband conversion gain, including the optical collection efficiency η , photodetector responsivity α_{pd} , transimpedance gain G_{TIA} , low-noise/baseband amplifier gain G_{LNA} , and the baseband processing gain G_{bb} . For phase readout, the output can be similarly constructed from $\text{Re}(\chi)$ with the corresponding phase-to-baseband conversion gain.

This model captures the static nonlinear amplitude-to-intensity or amplitude-to-phase conversion of the atomic medium. It is useful for analyzing operating-point selection, dynamic range, saturation, nonlinear distortion, and 1-dB compression. However, without an external phase reference, this channel mainly supports envelope-type detection rather than coherent complex-baseband reception.

3) *Linearized Small-Signal Channel*: For a LO-dressed or superheterodyne reception, the nonlinear steady-state response can be locally linearized around an LO-biased operating point [32], [56]. Let the total incident field be composed of a strong LO and a weak communication signal, $E_{\text{total}}(t) = \text{Re}\{E_{\text{LO}} + x(t)e^{j2\pi f_{\text{IF}} t}\}e^{j2\pi f_{\text{LO}} t}$, where E_{LO} sets the operating point. The Rabi frequency is $\Omega_{\text{total}}(t) = \Omega_{\text{LO}} + \delta\Omega_s(t)$, $|\delta\Omega_s(t)| \ll |\Omega_{\text{LO}}|$. Applying a first-order Taylor expansion to the steady-state nonlinear mapping around the LO operating point gives

$$y(t) \approx H_{\text{lss}}(\Omega_{\text{LO}}) + \left. \frac{\partial H_{\text{lss}}(\Omega)}{\partial \Omega} \right|_{\Omega=\Omega_{\text{LO}}} \delta\Omega_s(t) + n(t). \quad (25)$$

After removing the DC component and downconverting the IF beat note, the baseband input-output relationship becomes

$$y(t) = H_{\text{lss}}x(t) + n_{\text{eq}}(t), \quad (26)$$

where the local small-signal gain is

$$H_{\text{lss}} = \tilde{G}_{\text{ssn}} \left. \frac{\partial H_{\text{lss}}(\Omega)}{\partial \Omega} \right|_{\Omega=\Omega_{\text{LO}}} \frac{\mu_s}{\hbar}. \quad (27)$$

This model converts the nonlinear atomic response into a local linear channel, making it closest to the conventional baseband channel model in wireless communications, and enabling synchronization, channel estimation, equalization,

General Atomic-to-Baseband Input-Output Relationship

$$y(t) = \mathcal{H}_{\text{eq}}(x(t)) + n_{\text{eq}}(t)$$

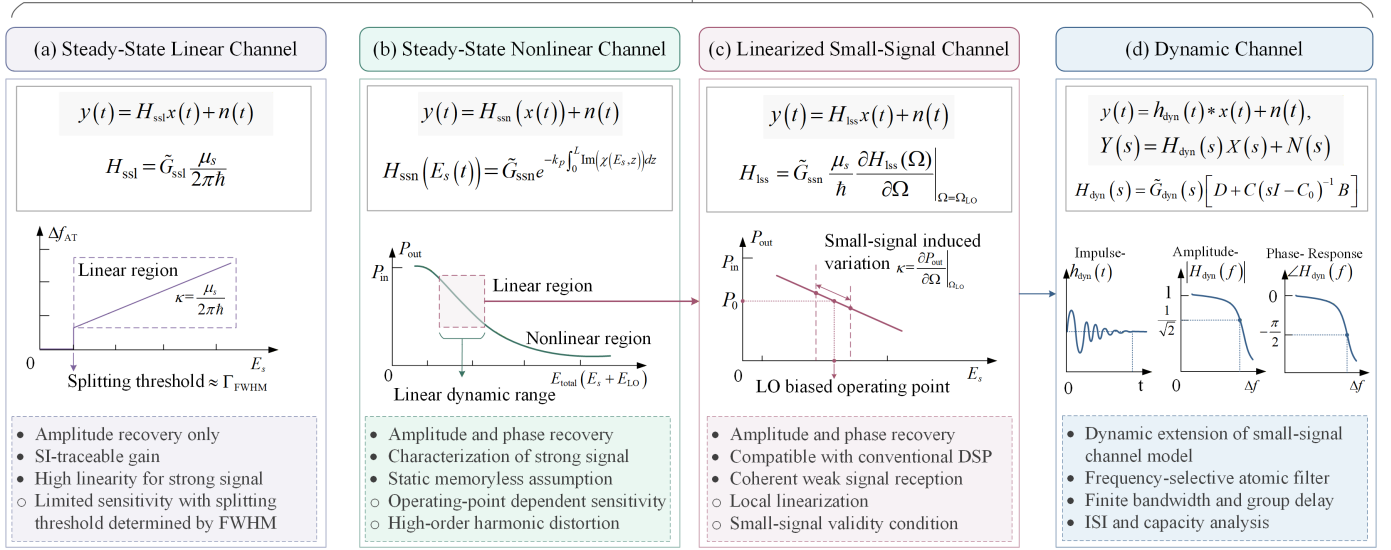


Fig. 12. Atomic-to-Baseband Equivalent Channel Modeling. (a) Steady-State Linear Channel [31], [38], [128], [129]. (b) Steady-State Nonlinear Channel [50], [52]. (c) Linearized Small-Signal Model [32], [56]. (d) Dynamic Model [64], [67], [130].

demodulation, and DSP processing. However, it is valid only within the small-signal region around the selected operating point; otherwise, higher-order nonlinear terms lead to gain compression and distortion.

4) *Dynamic Channel*: The preceding models are static channel models and are valid only when the signal bandwidth is much smaller than the atomic relaxation rates. For high-speed communication signals, the time-dependent atomic response must be considered, and a dynamic channel model is required.

Under a fixed operating point and the small-signal approximation, the nonlinear RAQ receiver can be locally approximated as a linear time-invariant (LTI) system. By linearizing the time-dependent OBEs around the steady-state solution, the perturbed atomic dynamics can be written in a state-space form as $\delta \dot{\mathbf{z}}(t) = C_0 \delta \mathbf{z}(t) + Bx(t)$, $\delta y(t) = C \delta \mathbf{z}(t) + Dx(t) + n(t)$, where $\delta \mathbf{z}(t)$ denotes the perturbation of the atomic state vector, matrix C_0 is determined by the linearized Liouvillian dynamics, and B, C, D are coefficient matrices based on system parameters [67], [130]. Taking the Laplace transform gives the dynamic input-output relationship

$$Y(s) = H_{\text{dyn}}(s)X(s) + N(s), \quad (28)$$

where the equivalent dynamic channel response is

$$H_{\text{dyn}}(s) = \tilde{G}_{\text{dyn}}(s) [D + C(sI - C_0)^{-1}B]. \quad (29)$$

Here, $\tilde{G}_{\text{dyn}}(s) = \eta \alpha_{\text{pd}} G_{\text{TIA}} G_{\text{LNA}} G_{\text{bb}}(s)$ is the frequency response, which shows that the overall baseband bandwidth is jointly limited by the atomic dynamics and the electrical readout chain. Equivalently, in the time domain, the dynamic channel can be expressed as $y(t) = h_{\text{dyn}}(t) * x(t) + n(t)$, where $h_{\text{dyn}}(t)$ is the impulse response corresponding to $H_{\text{dyn}}(s)$ [64].

The dynamic channel response generally exhibits low-pass characteristics, with the finite lifetimes of Rydberg states, EIT

settling time, and decoherence processes jointly determined the receiver bandwidth, amplitude attenuation, and phase delay. It enables quantitative analysis of high-speed reception, inter-symbol interference, group delay, and capacity limits of RAQ receivers.

C. Communication Capacity

As channel capacity serves as one of the most critical metrics for evaluating system performance in communications, it has emerged as a subject of increasing research interest within the paradigm of RAQ receivers.

Early research focused on establishing fundamental capacity scaling laws. For an array of RAQ receivers operating in a single-input-multi-output (SIMO) scenario, the data capacity was shown to scale as $B \log_2(1 + N \times \text{SNR})$ for N receivers [131]. This result provides a basic understanding of capacity enhancement via spatial diversity in distributed RAQ receivers.

The analysis was later extended to multi-antenna systems. Yuan *et al.* extracted antenna properties from the quantum characteristics of atoms and incorporated them into electromagnetic modeling for RAQ MIMO systems [132]. This work enables MIMO capacity analysis under spatial multiplexing scenarios and shows that RAQ receiver arrays can provide certain capacity advantages over classical dipole arrays under the same SNR condition.

Further studies investigated the information-theoretic constraints of RAQ reception. The capacity dilemma of magnitude-only RAQ receivers was analyzed by deriving the mutual information between the transmitted signal and the magnitude-only received signal [133]. The results show that although the loss of phase information reduces mutual information, the thermal-noise immunity of RAQ receivers can still provide a

capacity advantage over traditional RF receivers, especially when reference signals are employed.

In addition to studies that directly calculate communication capacity, some works evaluate communication performance through SNR or dynamic-response analysis. Gong *et al.* developed an equivalent baseband signal model for RAQ receivers and quantified their SNR advantages over classical RF receivers [56]. Zhu and Dai proposed a general dynamic signal model and introduced quantum transconductance to characterize the dynamic response and in-band noise effects of RAQ receivers [67]. Although these studies do not directly derive capacity expressions, their analysis provide a basis for capacity evaluation under different operating conditions.

Note that for RAQ-based communication systems, capacity is not only determined by sensitivity or received SNR, but also strongly constrained by the bandwidth, especially the limited instantaneous bandwidth of atomic response.

D. Non-Ideal Sources in RAQ Receiver

In this subsection, we analyze major impairments and interference in practical RAQ reception, together with representative mitigation methods proposed in the literature.

1) *Channel Impairments*: Channel impairments in RAQ receivers mainly originate from the nonideal RF-to-optical transduction of the atomic medium. Typical effects include the intrinsic nonlinear EIT transmittance, higher-order mixing between signal and LO fields, multi-field Rabi-frequency superposition, Doppler broadening induced by thermal atomic motion, Floquet-induced harmonic generation, and detuning-induced spectral asymmetry [51], [134]–[140].

- *Inherent Nonlinear Response*: The response of RAQ receivers becomes nonlinear in the strong-signal region, leading to signal distortion and performance degradation if linear assumptions are still applied in system design [134]. To mitigate this effect, Xia *et al.* [134] develop a nonlinear compensation framework based on a quartic function model. Wu *et al.* [51] start from the expression of density matrix elements to evaluate the operating conditions for maximizing the linear dynamic range. Alternatively, Wu *et al.* [135] employ the Bussgang theorem to characterize signal nonlinear distortion.
- *Superposition of Rabi Frequencies*: The superposition of Rabi frequencies can introduce high-order nonlinear terms arising from multi-photon interactions in RAQ receivers, particularly under multi-field excitation. To address this, Gonçalves *et al.* [137] analyze harmonic and intermodulation distortion, and develop a nonlinear model based on master equations to characterize and suppress such high-order distortions.
- *Doppler Broadening*: Doppler broadening arises from the thermal motion of atoms, which causes frequency shifts due to the velocity-dependent detuning of atomic transitions. This effect distorts the EIT-AT spectrum and introduces additional nonlinearity in RAQ receivers. Gonçalves *et al.* [137] perform numerical simulations to analyze the impact of Doppler broadening on the power spectrum of harmonic and intermodulation products,

indicating that careful selection of physical parameters can mitigate the resulting nonlinearities.

- *Floquet-Induced Nonlinearity*: A large power disparity between the LO and signal field can drive the atomic system into a Floquet regime, generating high-order harmonics through nonlinear wave mixing [141], [142]. These harmonics increase the noise floor and introduce signal distortion, imposing a trade-off between instantaneous bandwidth and sensitivity. To overcome this limitation, Qimeng *et al.* [143] propose a dual-wave mixing matching optimization that jointly tunes the Rabi frequencies of both LO and signal fields.
- *Detuning*: Detuning occurs when signal or laser frequencies deviate from the atomic resonance, causing EIT-AT spectral deformation and introducing additional distortion. Zou *et al.* [138] mention nonlinear distortion introduced by spectral asymmetry due to detuning, while Legaie *et al.* [139] investigate the impact of coupling laser detuning and LO detuning on RAQ receiver performance.

2) *Interference*: RAQ receivers also suffer from several types of interference, including blocking from strong external interference, inter-carrier interference (ICI), and intermediate-frequency interference (IFI) [51], [136], [138].

- *Blocking*: Blocking occurs when strong interference saturates the atomic response, which drives the receiver out of its linear operating region, suppresses the target signal and potentially renders it undetectable. Wu *et al.* power [51] quantify this effect by introducing a single-tone interference signal and evaluating its impact on the effective intermediate-frequency signal.
- *Inter-Carrier Interference (ICI)*: ICI results from interactions between different carrier frequencies, degrading multi-carrier communication performance. Zou *et al.* [138] demonstrate that appropriate carrier spacing can effectively mitigate this interference in atomic receivers.
- *Intermediate-Frequency Interference (IFI)*: IFI occurs when signals from different frequency bands overlap at the same intermediate frequency, causing distortion. Zhu *et al.* [136] effectively mitigate this effect via a multi-cell atomic receiver architecture and qWMMSE detection.

Overall, channel impairments and interference constitute the major non-ideal sources in practical RAQ receivers. Their accurate characterization and mitigation are critical for improving the robustness, reliability, and performance of such systems under practical communication scenarios.

VI. RAQ RADIO-ENHANCED ADVANCED COMMUNICATION TECHNOLOGIES

The unique physical properties and performance advantages of RAQ radio empower diverse wireless communication technologies. This section begins with the implementation of advanced modulation schemes to introduce the feasibility of atomic information carriage. By utilizing the high-sensitivity of RAQ receiver, it is naturally extended to sensing and cognitive communications for enhanced spectral awareness. Meanwhile, the intrinsic frequency selectivity of atomic transitions can be exploited to achieve interference-resilient communications in

TABLE V
CLASSIFICATION OF MODULATION SCHEMES FOR RAQ RECEIVERS

Category	Modulation Attribute	Specific Scheme	References
Non-coherent	Amplitude	AM	[25], [27], [123], [144], [145]
	Frequency	FM 4FSK	[27], [118], [145], [146] [147]
Coherent	Phase	MPSK	[31], [50], [120], [121], [123], [148], [149]
		BPSK QPSK	[29], [145] [29]
	Hybrid	QAM	[29], [30]
Others	Polarization	Polarization modulation	[124], [125], [150], [151]
	Orbital angular momentum	OAM-FDM, OAM	[152] [153]

complex electromagnetic environments. Furthermore, bypassing classical hardware constraints endows RAQ receiver with full-spectrum agility across extreme high-frequency and low-frequency communications. Besides, the atomic front-ends can also be integrated into MIMO architectures to fully exploit spatial degrees of freedom.

A. Implementation of Advanced Modulation Schemes

Early explorations of RAQ receivers focused on amplitude and frequency detection for non-coherent systems [154], laying the foundation for RAQ-enhanced communication technologies. In recent years, advances in phase detection have extended RAQ receivers towards coherent systems. Moreover, polarization detection further provides a new dimension to improve the information capacity of RAQ-enhanced systems.

RAQ receivers exhibit direct response to electromagnetic-field amplitude and frequency, therefore naturally support AM and FM reception. For AM, Anderson *et al.* [27], [123] verified the feasibility of Rydberg atoms for AM radio communication. Song *et al.* [25] extended this work and demonstrated a modulation bandwidth of 1 MHz and a data rate of approximately 1 Mbps. To improve AM reception capability, Yuan *et al.* [144] adopted a dual-tone microwave scheme for increased capacity and bandwidth. For FM, Anderson *et al.* [27] demonstrated RAQ-based FM reception and Schlossberger *et al.* [146] further promoted this by receiving real FM audio signals from commercial handheld radios. Kumar *et al.* [118] employed FM spectroscopy to optimize RAQ-based electric field measurement. For more complex electromagnetic environments, Gao *et al.* [147] implement 4-state frequency-shift keying digital communication with time-varying radar interference.

The development of phase detection further expanded RAQ receivers from non-coherent to coherent communication systems. Anderson *et al.* [123] developed phase detection method for pulsed RF fields, including a scheme that does not require an external RF reference. Simons *et al.* [50] proposed a Rydberg-atom mixer to realize signal down-conversion, and the same team integrated Rydberg sensors into antennas for simultaneous amplitude and phase detection [121]. For a 28 GHz far field application, Prajapati *et al.* [148] utilized synthetic aperture techniques to achieve high-resolution phase detection.

Based on phase reception, RAQ systems have been extended to hybrid and higher-order modulation schemes, including PSK and QAM. Holloway *et al.* [29] demonstrated RAQ-based reception for BPSK, QPSK and QAM signals. Jing *et al.* [31] presented the atomic superheterodyne receiver for phase and frequency measurement with enhanced detection sensitivity, and Cai *et al.* [120] realized high-sensitivity reception matched with frequency division multiplexing (FDM). Furthermore, Nowosielski *et al.* [30] developed a warm Rydberg-atom QAM receiver supporting a channel capacity of 19.3 Mbps. Anderson *et al.* [145] built quantum radios for long-distance transmission to receive AM, FM and BPSK signals. To expand modulation compatibility, Wang *et al.* [149] leveraged the self-demodulation feature of Rydberg atoms to decode APSK microwave signals, and analyzed the relationship between modulation orders and BER, symbol duration, and image-transmission quality.

Other information-carrying dimensions include polarization and orbital angular momentum (OAM) [153] are also exploited in RAQ receivers. For polarization reception, Wang *et al.* [125] demonstrated precise microwave polarization measurement using Rydberg atom-based mixers, while Elgee *et al.* [124] achieved three-dimensional vector polarimetry with Rydberg-atom electrometers. For circularly polarized signals, Ding *et al.* [151] proposed an omnidirectional Rydberg atomic sensor using characteristic mode analysis. Conversely, Cloutman *et al.* [150] investigated polarization-insensitive electrometry via specific Rydberg transitions, providing an alternative route for robust field detection under uncertain polarization states. For OAM-based communication, Wang and Zhang [152] proposed a digital communication framework that integrates OAM with FDM. By mapping each FDM subcarrier to a distinct OAM mode, they constructed a spectral-spatial two-dimensional multiplexing space, where OAM features are embedded into EIT spectra through quadrupole-gradient coupling, enabling simultaneous OAM identification and FDM demodulation.

B. Sensing and Cognitive Communications

Owing to its inherent high-sensitivity to electromagnetic field, RAQ receiver has been applied to field sensing with better potential performance than traditional sensors [155]–[159]. Therefore, researchers are developing novel receiver

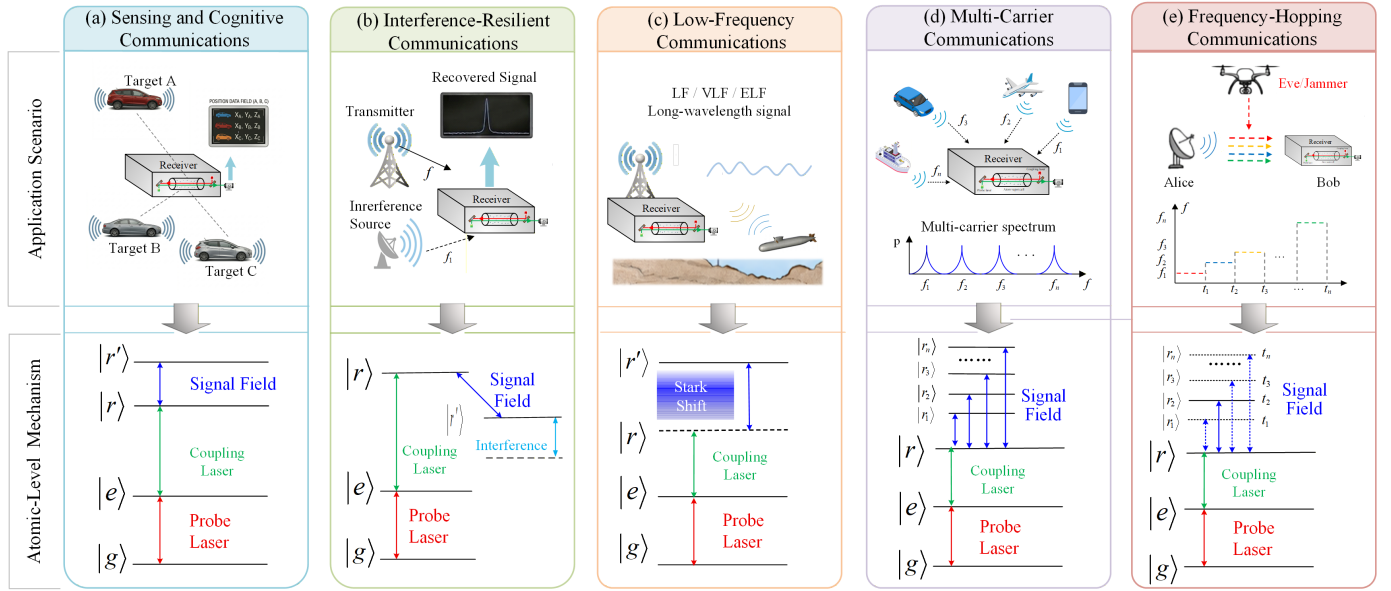


Fig. 13. Advanced communication technologies enhanced by atomic radio. (a) Sensing and cognitive communications. (b) Interference-resilient communications. (c) Low-frequency communications. (d) Multi-carriers communications. (e) Frequency-hopping communications.

architectures and algorithms to fully exploit the unique properties of atomic systems. Besides, advanced signal processing techniques are integrated to suppress noise and ensure robust system operation. The general mechanism of RAQ-enabled sensing is illustrated in Fig. 13a.

To exploit the field-sensitive response of Rydberg atoms for spatial parameter estimation, Robinson *et al.* [160] inferred the angle-of-arrival (AoA) of incident RF waves via phase difference detection at two points in an atomic vapor cell. Further, Yan *et al.* [161] realized the simultaneous measurement of Doppler frequency shift (DFS) and AoA in a single Rydberg atom system. By employing dual-coupled beams to suppress measurement errors, their scheme achieved a DFS error within ± 0.5 Hz and an AoA error below 0.5° , while the relative frequency zero point enabled DFS direction discrimination. For multi-target scenarios, Han *et al.* [162] expanded DoA estimation performance through an imaging-based spectral estimation method using a single RAQ receiver. By linearizing atomic absorption with a strong LO, they converted multi-target DoA estimation into a Prony-based spectral estimation problem and removed the dependence on vapor-cell length, thereby improving broadband applicability.

To further exploit the unique capabilities of RAQ receivers and enhance system performance, innovative receiver architectures have recently emerged. Towards multi-user sensing, Kim *et al.* [163] proposed Quantum-MUSIC, a multiple signal classification algorithm designed for quantum wireless sensing. By retrieving the channel matrix and integrating the MUSIC framework, it enables multi-user wireless sensing from magnitude-only measurements and outperforms classical approaches. Cui *et al.* [164] addressed the external reference requirement in heterodyne sensing by introducing a self-heterodyne paradigm, where transmitter self-interference serves as an embedded reference and the RAQ receiver functions as an atomic autocorrelator. This method supports wider bandwidth

and approaches the Cramér-Rao lower bound, achieving high sensitivity over approximately 100 MHz bandwidth.

Advanced signal processing techniques, particularly deep learning, have also been employed to mitigate noise, compensate for non-ideal factors, and improve system performance. Xie *et al.* [165] combined a Rydberg sensor with a convolutional neural network (CNN)-transformer, where the CNN captures local temporal features and the transformer extracts global correlations, attenuating noise from laser fluctuations, frequency drift, and ambient conditions. This architecture demonstrated high accuracy across multifrequency microwave recognition, broadband spectrum monitoring, and automatic modulation classification. Similarly, Liu *et al.* [166] developed a deep learning-enhanced receiver for multifrequency microwave recognition, directly decoding FDM signals while avoiding explicit solutions of the complex Lindblad master equation.

C. Interference-Resilient Communications

RAQ receivers offer a unique physics mechanism of atomic transition-selective response. As illustrated in Fig. 13b, the off-resonant signals are naturally suppressed during atomic transduction, thus interference rejection can occur before electronic filtering and baseband processing. Combined with dedicated algorithms and receiver architectures, this feature enables robust operation in contested electromagnetic environments.

The inherent frequency selectivity of atomic transition, which functions as a built-in high-Q filter, is particularly suitable for anti-jamming communications. Rostampoor and Adve [167] demonstrated that a Rb-85 based receiver detects 8-Pulse Amplitude Modulation (8-PAM) signals under off-resonant interference without additional filters, effectively functioning as an integrated filter-demodulator with lower symbol error rates than conventional receivers. Their work on ultra-wideband frequency-hopping spread spectrum (FHSS) systems further verified this advantage over 100 kHz to 20 GHz range,

providing a 51 dB improvement in narrowband interference tolerance over single-frequency systems.

Beyond passive interference rejection enabled by atomic transition selectivity, recent studies have also explored robust reception under practical conditions, where detection loss, multi-signal coexistence, and rapidly varying spectra may weaken the ideal filtering advantage. Kurzyňa *et al.* [168] introduced quantum error correction techniques based on dipolar interactions between Rydberg atoms, which improves Fisher information by a factor of 3.3 and protecting sensing data against detection-stage losses. For multi-user scenarios, Wu *et al.* [169] analyzed mutual interference when multiple signals couple to different atomic energy levels, characterizing bit-error and symbol-error rates to guide future interference management strategies. In FHSS, Sun *et al.* [170] designed a receiver that uses interference for spectral shaping. By employing high-speed switchable delay lines and electro-optical sampling, their architecture achieves high shaping resolution and selectivity for fast-hopping anti-jamming communications.

D. High-Frequency and Low-Frequency Communications

RAQ receivers provide broad frequency accessibility for communication techniques across otherwise challenging spectra. At low frequencies, they enable detection beyond the wavelength-dependent size constraints of conventional antennas. At high frequencies, the pursuit of large bandwidth and high spectral efficiency has directed research interest toward multi-carrier techniques. Meanwhile, the wide tunable range and transition-selective response of RAQ receivers make FHSS attractive.

For low-frequency communications, the major mechanism lies on the AC stark shifts, as shown in Fig. 13c. Wang *et al.* [107] measured 250 kHz arc signals through the energy-level shifts from stark effect. Arumugam [108] extended this approach to the sub-kHz regime, achieving a sensitivity of $7.8 \mu\text{V}/\text{cm}^{-1}/\sqrt{\text{Hz}}$ at 300 Hz with Stark-modulated Rydberg states. Concurrently, Xie *et al.* [112] validated low-frequency communication by demodulating BPSK, OOK, and 2FSK signals near 100 kHz with an integrated vapor cell setup. For specialized applications, Xiao *et al.* [109] explored ULF field measurements tailored for power system diagnostics. A key technical challenge in these low-frequency experiments is the screening effect within the vapor cell, which can be addressed through cell designs and bias-field engineering. Jau *et al.* [33] utilized optically induced bias field in a sapphire cell, achieving a low-frequency noise floor of $0.34 \text{ mV}/\text{cm}^{-1}/\sqrt{\text{Hz}}$, while Lei *et al.* [113] optimized DC bias fields to attain sensitivities of 5.7, 2.2, and $0.95 \mu\text{V}/\text{cm}^{-1}/\sqrt{\text{Hz}}$ at 1, 10, and 100 kHz, respectively, outperforming small traditional dipole antennas.

The detection of high-frequency signals typically relies on the EIT-AT effect. To achieve large bandwidth and high spectral efficiency, current research focuses on multi-carrier techniques, as shown in Fig. 13d. Du *et al.* [171] demonstrated dual-channel reception at 12.52 GHz and 39.80 GHz using different Rydberg states, achieving approximately 50 dB dynamic range and over 10 MHz bandwidth. Cui *et al.* [172] advanced the theoretical foundations of multi-band RAQ receiver by deriving the closed-form transfer functions and revealing their roles as both atomic

mixers and amplifiers. Kim *et al.* [173] proposed a multi-band quantum wireless sensing method that employs a biased Gerchberg-Saxton algorithm to recover phase information, which enables AoA detection for multi-band users through correlation with multi-band steering vectors. For ultra-wideband multi-channel reception, Prajapati *et al.* [174] employed optical frequency comb technology to enable massively parallel data acquisition in the AT regime without laser scanning, achieving a sensitivity of $2.3 \mu\text{V}/\text{cm}^{-1}/\sqrt{\text{Hz}}$. Liu *et al.* [166] developed a deep learning-enhanced RAQ receiver for multi-frequency microwave recognition, directly decoding FDM signals while reducing noise impact without explicitly solving the complex Lindblad master equation.

The broad frequency accessibility and transition-selective response of RAQ receivers make FHSS a natural approach for spectrum-agile communication, as shown in Fig. 13e [175]. Wen *et al.* [176] experimentally demonstrated a verified RAQ-based frequency-hopping communication receiver based on a five-level atomic system and coherent population trapping effects, which realizes 62 dB dynamic range, 1 Mbps data rate, 50 MHz tunable bandwidth, 700 kHz instantaneous bandwidth, and a maximum hopping rate of 20,000 hops per second. In THz band, Nallappan and Skorobogatiy [177] developed a photonics-based FHSS system operating in the 110-170 GHz window, transmitting 6 Gbps NRZ signals with protection against single- and multi-tone jamming attacks. Rostampoor and Adve [167] demonstrated ultra-wideband frequency hopping covering 100 kHz to 20 GHz with 10 khop/s hopping rates and over 150,000 channels. To strengthen anti-jamming and anti-interception, Sun *et al.* [170] proposed an FHSS receiving scheme based on interference and frequency-to-time mapping, employing high-speed switchable delay lines and electro-optical sampling to generate eight receiving passbands within 25-42 GHz with significantly improved receiving selectivity.

E. Multiple-Input Multiple-Output Communication

Configuring RAQ receivers in a MIMO architecture can expand the effective aperture and spatial degrees of freedom of the receiving system. Recent studies mainly follow two directions, designing hardware-efficient atomic vapor-cell arrays and developing advanced signal processing methods to fully exploit the potential of atomic receiver arrays [178], [179].

Expanding the effective aperture requires arraying multiple receiving units, each typically consisting of a vapor cell, a laser system, and a photodetector. Since fully independent replication introduces significant hardware complexity, RAQ MIMO research has concentrated on component-multiplexing topologies. Wu *et al.* [180] provided a foundational taxonomy based on vapor-cell and photodetector sharing. As shown in Fig. 14a, in the conventional unshared array, each element acts as an independent receiver. To reduce system size, the cell-shared architecture in Fig. 14b allows multiple laser beams to probe a common vapor cell, and has been applied to multi-user MIMO uplink with reduced power consumption [41]. The photodetector-shared architecture in Fig. 14c combines optical outputs from multiple cells onto a single detector, and relies on digital signal processing for channel separation. The double-shared configuration in Fig. 14d offers more compact footprint

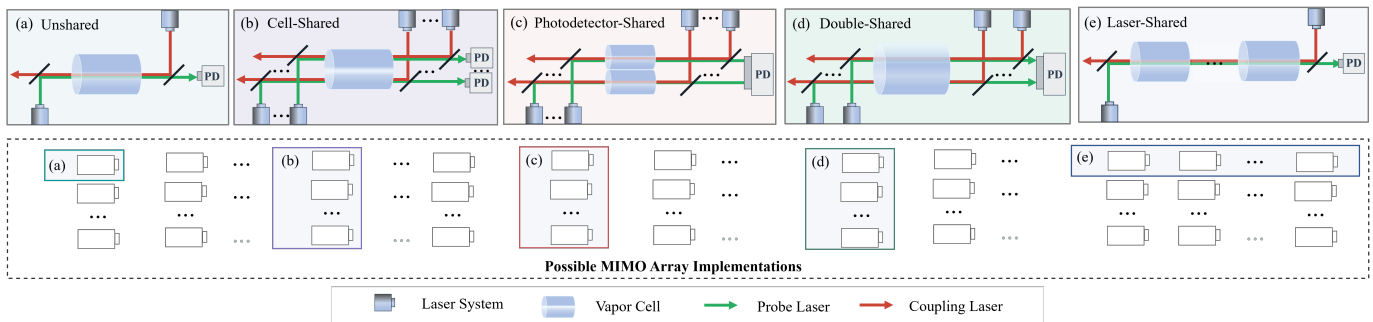


Fig. 14. MIMO array based on RAQ receivers and different kinds of array element. (a) Conventional arrays employ no component sharing. (b) Photodetector-shared architecture. (c) Cell-shared architecture. (d) Double-shared architecture. (e) Laser-shared architecture.

by sharing both cell and detector, but increases demultiplexing complexity. In addition, several studies proposed laser-shared configurations that enable multiple receiving channels within a single RAQ receiver [181]–[183], as shown in Fig. 14e. By partitioning the atomic medium into spatially separated segments, it extends the effective RF-atom interaction length without increasing the total optical propagation distance, thereby preserving transmission fidelity. Notably, this laser-shared approach can be integrated with the above configurations to form hybrid multiplexing schemes with higher component reuse and hardware efficiency.

Advanced signal processing and system optimization techniques further enable these array architectures to address the inherent nonlinearity and phase-loss issues of RAQ receivers. For signal detection, Cui *et al.* formulated MIMO detection as a nonlinear biased phase retrieval problem and proposed enhanced Gerchberg-Saxton algorithms [184], [185]. Similarly, Atapattu *et al.* [186] designed robust detectors within a hypothesis testing framework, while Liu *et al.* [187] introduced phase-rotated symbol spreading (PRSS) to reconstruct an effective linear model without spectral efficiency loss. To bypass explicit channel state information (CSI) estimation, Song *et al.* [188] employed in-context learning for direct symbol recovery. Regarding system optimization, precoding techniques such as IQ-aware digital precoding [189] and quantum-weighted MMSE [136] have been proposed to maximize multi-band spectral efficiency and mitigate interference. Kang *et al.* [190] developed DeepQ-MIMO to solve nonconvex joint transceiver optimization through deep learning with reference signal injection. Gong *et al.* [41] and Yuan *et al.* [132] confirmed that these algorithmic advancements enable RAQ MIMO systems to approach capacity bounds, while achieving power savings and rate gains over conventional antennas.

VII. APPLICATION SCENARIOS, OPEN CHALLENGES, AND FUTURE PROSPECTS

A. Typical Communication Application Scenarios

1) *Satellite and Space Communications*: RAQ receivers have emerged as a promising technology for satellite communications and navigation by overcoming the limitations of conventional RF front ends, including propagation loss and stringent SWaP constraints. Peng *et al.* [191] proposed an RAQ-MIMO satellite architecture and demonstrate a squaring

gain over conventional RF MIMO under Rayleigh fading, leading to smaller antenna apertures, lower transmit power, and extended communication ranges. Lei *et al.* [22] reported the first direct reception of geostationary satellite signals using an enhanced Rydberg receiver without a low-noise amplifier. Moreover, hybrid atomic-electronic satellite receivers have been predicted to provide spectral efficiencies exceeding 6 bit/s/Hz and coverage extensions of up to 1000 km [191]. In addition, the quantum spatially encoded non-stationary effect has been proposed to enable instantaneous two-dimensional localization using a single satellite equipped with a single RAQ receiver, outperforming conventional antennas in both accuracy and the required number of satellites [192].

2) *Integrated Sensing and Communication*: The ultra-wide band tunability and high sensitivity of RAQ receivers make them promising platforms for integrated sensing and communication. Arumugam *et al.* exploited XM satellite signals of opportunity for soil-moisture sensing, demonstrating the potential of RAQ receivers for passive remote sensing [193]. In communication, Yuan *et al.* experimentally demonstrated a 24.12 GHz Rydberg receiver for 5G millimeter-wave communications, achieving an 82.5 kbit/s data rate [194]. Bussey *et al.* further showed that Rydberg receivers can simultaneously recover communication signals and track RF signal fading and frequency drift, enabling joint communication and channel-state sensing [61]. More recently, Jeon and Chae developed a reconfigurable intelligent surface (RIS)-aided ISAC framework with multiple Rydberg receiver users, establishing a unified communication-sensing model and a joint optimization framework for future 6G systems [195].

3) *Reconfigurable Intelligent Surface-Assisted Networks*: RAQ receivers are increasingly being integrated with reconfigurable intelligent surfaces to create high-performance and adaptive wireless links. Peng *et al.* [196] investigated a RIS-assisted atomic MIMO receiver architecture, where pulse amplitude modulation is employed to effectively mitigate phase ambiguity by aligning the transmitted signal phase with the LO, improving signal detection performance. Jeon and Chae [195] further developed a RIS-aided ISAC framework with multiple RAQ receiver users, jointly optimizing communication performance and sensing accuracy under CRB constraints.

4) *Simultaneous Wireless Information and Power Transfer*: The high sensitivity of RAQ receivers opens new opportunities

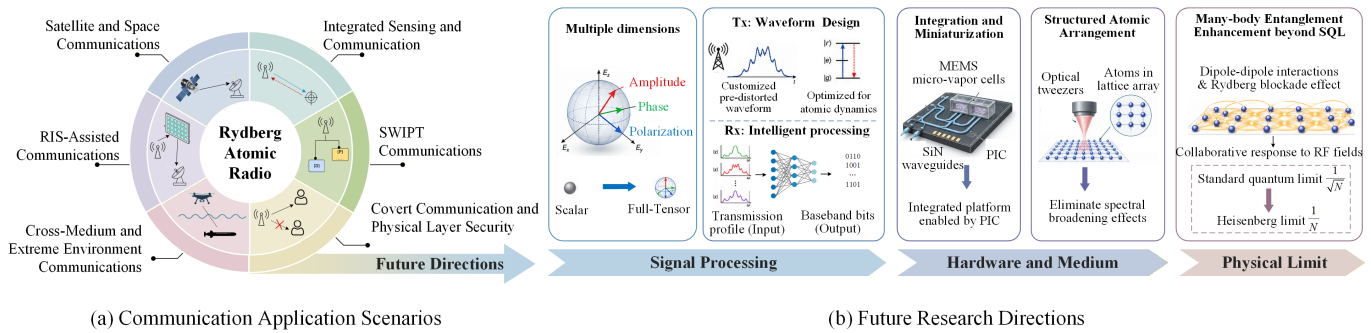


Fig. 15. Typical communication application scenarios and future research directions.

for simultaneous wireless information and power transfer (SWIPT) networks, particularly for supporting battery-free IoT devices. Peng *et al.* [197] proposed a hybrid SWIPT-MIMO architecture that enables reliable uplink communication from energy-harvesting IoT devices using a RAQ receiver, providing a viable pathway toward battery-free wireless networks.

5) *Cross-Medium and Extreme Environment Communications*: The ultra-wide frequency tunability of RAQ receivers makes them attractive for cross-medium communications across air, terrestrial, maritime, and underwater environments. Unlike conventional receivers that require different apertures and front ends for different frequency bands, RAQ receivers can support a wide spectral range using the same atomic front end. This is particularly promising for future SAGSIN, where seamless communication across heterogeneous media and extreme environments is required.

6) *Covert Communication and Physical Layer Security*: The high sensitivity, frequency agility, and atom-resonance selectivity of RAQ receivers also provide new opportunities for covert communication and physical-layer security. Their ability to detect weak signals can reduce the required transmit power, while their tunable and selective atomic response can support low-probability-of-intercept reception and interference-resilient operation. Yu *et al.* [198] proposed a RAQ-enabled covert semantic communication scheme, demonstrating improved covertness while preserving transmission reliability.

B. Open Challenges and Future Research Directions

Despite the immense potential and recent progress of RAQ receivers, this technology is still in its nascent stage, with most studies focusing on feasibility verification of field sensing and signal reception. To transform RAQ receivers from laboratory to practical communication systems, there remains several open challenges that need to be considered.

- *Practical Performance Gap*: Although RAQ receivers show theoretical advantages in sensitivity, detectability, and frequency coverage, current experimental systems remain far from these limits. Practical performance is constrained by laser stability, intensity noise, vapor-cell temperature, atomic density, thermal motion, Doppler broadening, detector noise, and other environmental perturbations. These factors degrade sensitivity, bandwidth, phase stability, and long-term robustness.

- *Bandwidth Bottleneck*: RAQ receivers can in principle access frequencies from DC to THz, but practical operation is constrained by discrete energy-level spacings, accessible transitions, laser tuning ranges, and state-preparation conditions. Thus, wide spectral accessibility does not imply continuous and uniformly sensitive frequency coverage. Meanwhile, the finite EIT or AT response time limits the instantaneous bandwidth, directly restricting high-speed reception, broadband waveform transmission, and achievable communication capacity.
- *Nonlinear and Environment-Sensitive Modeling*: Modeling RAQ receivers is challenging as their input-output relationship is derived from nonlinear atom-field dynamics governed by the Hamiltonian and master equations, rather than from a simple linear channel assumption. Even in ideal conditions, finite dynamic range and saturation effects may cause gain compression and intermodulation distortion under strong or multi-tone excitation. In practical systems, Doppler averaging, detuning, device imperfections, and environmental drift further perturb the atomic response. These coupled effects make theoretical models difficult to maintain accurately, posing challenges on waveform design, demodulation, and performance analysis.
- *Deployment Barrier of Optical Hardware*: Current RAQ receivers still rely on laboratory-scale optical hardware, including discrete lasers, frequency-stabilization modules, vapor cells, optical paths, photodetectors, temperature-control units, and readout electronics. Although atomic receivers can overcome the wavelength-scale aperture constraint of conventional antennas, the complete system remains bulky, power-consuming, costly, and sensitive to vibration, temperature drift, and optical misalignment.

Addressing these challenges requires coordinated advances in the in-depth exploration of physical mechanisms and the maturation of engineering integration across multiple dimensions. In this context, six key future research directions for RAQ receivers are provided as follows.

1) *Full-Tensor Polarization Sensing and Multi-Dimensional Multiplexing*: Current RAQ receivers primarily extract the scalar amplitude of RF electric fields from EIT or AT splitting. The physical properties related to the real part, i.e., dispersion response, and the spatial polarization resolution brought by tensor polarizability remain underexplored. Future research should exploit the full-tensor polarizability and coherent optical

response of Rydberg atoms to simultaneously measure the amplitude, phase, and orthogonal polarization states of RF fields. This capability enables vector electromagnetic field sensing and facilitates polarization- and spatial-domain multiplexing, thereby improving spectral efficiency and channel capacity.

2) *Atom Dynamics-Tailored Waveform and Modulation Schemes Design*: Existing studies primarily focus on receiver design, which directly adopt communication waveforms and modulation schemes developed for conventional electronic RF receivers, without accounting for the unique characteristics of atoms. Future research can focus on the nonlinear predistortion for waveform optimization to mitigate atom-induced signal distortions, as well as novel orthogonal signal bases with dedicated modulation schemes to match the atomic evolution trajectories. Such designs may improve spectral efficiency, alleviate instantaneous bandwidth limitations, and unlock the full communication potential of RAQ receivers.

3) *AI-Empowered RAQ Processing and End-to-End Demodulation*: To bypass the complicated physical modeling and overcome model mismatch issue under various environmental interference, future work can integrate lightweight artificial intelligence (AI) algorithms to implement nonlinear equalization for dynamic range expansion, quantum-aware denoising and adaptive optimal operating point tracking. More importantly, end-to-end learning frameworks that directly map atomic spectra to baseband digital signals can be explored to simplify the processing pipeline. Further, the integration with semantic communications that recovery signal directly from the atomic response may enable more reliable communication in strong-interference and low-SNR scenarios.

4) *Photonic Integrated Circuits and Microcavity-Enhanced Miniaturization*: To address the deployment barrier of laboratory optical hardware, future receiver designs are expected to evolve toward monolithic photonic integrated circuit (PIC)-based architectures that integrate optical functionalities and atomic vapor cells into compact platforms. Furthermore, optical microcavities can be employed to strengthen atom–light interactions and maintain a high-SNR quantum coherent state even within an extremely small effective volume, ultimately paving the way for chip-scale RAQ receivers front-end.

5) *Optical Tweezers for Structured Atomic Arrangement and Atom Array*: To suppress thermal atomic spectral broadening, a promising direction is spatially ordered atomic arrays with precisely controlled inter-atomic spacing, which can be achieved through laser cooling and optical tweezer technologies. The inter-atomic spacing can be controlled at the micrometer scale with high positional accuracy, which is still far below the half wavelength of RF signals. Such structured atomic arrangements could suppress spectral broadening effects, overcome the grating lobe limitations in traditional phased arrays, and enable quantum antennas for distortion-free beamforming, ultra-high-precision phase and DoA estimation.

6) *Atomic Many-Body Entanglement Enhanced Reception Beyond the SQL*: Under the semi-classical physical picture, the sensitivity is ultimately bounded by the standard quantum limit (SQL), scaling as $\propto 1/\sqrt{N}$. One potential approach to surpassing this limit is exploiting dipole–dipole interactions and the Rydberg blockade effect to prepare highly entangled many-

body quantum states that respond collectively to RF fields. Such entangled ensembles could approach the Heisenberg limit, i.e., $\propto 1/N$, enabling communication reception beyond classical constraints and supporting quantum-limited communications under ultra-long-distance and ultra-weak-signal.

VIII. CONCLUSION

RAQ radio that shifts the wireless reception paradigm from classical field-to-current conversion to atomic quantum state mapping, offers a promising path to transcend longstanding electronic bottlenecks. From a wireless communication perspective, this survey have systematically synthesized the RAQ radio along two dimensions. Mechanistically, we reviewed the representative system architectures, physical response models, and equivalent channel formulations that define the capacity boundaries of RF-to-optical transduction. Application-wise, we have analyzed state-of-the-art performance enhancement techniques alongside inherent trade-offs of key metrics, and detailed RAQ-enabled advanced communication technologies, including intelligent cognitive communication, anti-interference communication and full-spectrum reception. We also discussed emerging application scenarios such as satellite communication and integrated sensing and communications. By clarifying the physical mechanisms, communication models, enabling techniques, and open challenges of RAQ radio, this survey provides a useful reference for future research on deployable atomic receivers and quantum-enhanced wireless communications.

REFERENCES

- [1] H. Guo, J. Li, J. Liu, N. Tian, and N. Kato, "A survey on space-air-ground-sea integrated network security in 6G," *IEEE Commun. Surveys Tuts.*, vol. 24, no. 1, pp. 53–87, 2022.
- [2] Y. Xiao, Z. Ye, M. Wu, H. Li, M. Xiao, and M.-S. Alouini, "Space-air-ground integrated wireless networks for 6G: Basics, key technologies, and future trends," *IEEE J. Sel. Areas Commun.*, vol. 42, no. 12, pp. 3327–3354, 2024.
- [3] X. Luo, H.-H. Chen, and Q. Guo, "LEO/VLEO satellite communications in 6G and beyond networks—technologies, applications, and challenges," *IEEE Netw.*, vol. 38, no. 5, pp. 273–285, 2024.
- [4] Z. Xiao, L. Zhu, Y. Liu, P. Yi, R. Zhang, and X.-G. Xia, "A survey on millimeter-wave beamforming enabled UAV communications and networking," *IEEE Commun. Surveys Tuts.*, vol. 24, no. 1, pp. 557–610, 2022.
- [5] C. Lin, G. Han, J. Jiang, C. Li, S. B. H. Shah, and Q. Liu, "Underwater pollution tracking based on software-defined multi-tier edge computing in 6G-based underwater wireless networks," *IEEE J. Sel. Areas Commun.*, vol. 41, no. 2, pp. 491–503, 2023.
- [6] H. E. Rowe, "Extremely low frequency (ELF) communication to submarines," *IEEE Trans. Commun.*, vol. 22, no. 4, pp. 371–385, Apr. 1974.
- [7] T. Rossi, M. De Sanctis, M. Ruggieri, C. Riva, L. Luini, and G. Codispoti, "Satellite communication and propagation experiments through the Alphasat Q/V band aldo paraboni technology demonstration payload," *IEEE Aerosp. Electron. Syst. Mag.*, vol. 31, no. 3, pp. 18–27, 2016.
- [8] H. Hertz, "Ueber strahlen elektrischer kraft," *Ann. Phys.*, vol. 272, pp. 769–783, 1889.
- [9] P. K. Bondyopadhyay, "Guglielmo Marconi: The father of long distance radio communication: An engineer's tribute," in *Proc. 25th Eur. Microw. Conf.*, vol. 2, 1995, pp. 879–885.
- [10] J. Mitola, "The software radio architecture," *IEEE Commun. Mag.*, vol. 33, no. 5, pp. 26–38, 1995.
- [11] D. J. Griffiths, *Introduction to Electrodynamics*, 4th ed. Cambridge: Cambridge University Press, 2017.
- [12] C. A. Balanis, *Antenna Theory: Analysis and Design*, 3rd ed. New York: Wiley-Interscience, 2005.

- [13] J. Moghaddasi and K. Wu, "Multifunction, multiband, and multimode wireless receivers: A path toward the future," *IEEE Microw. Mag.*, vol. 21, no. 12, pp. 104–125, 2020.
- [14] B. Razavi, *RF Microelectronics*, 2nd ed. Prentice Hall, 2011.
- [15] L. J. Chu, "Physical limitations of omni-directional antennas," *J. Appl. Phys.*, vol. 19, no. 12, pp. 1163–1175, 1948.
- [16] M. Cui, Q. Zeng, and K. Huang, "Rydberg atomic receiver: Next frontier of wireless communications," *IEEE Commun. Mag.*, vol. 64, no. 1, pp. 146–152, 2026.
- [17] National Institute of Standards and Technology, "Watch NIST's 'atomic television' live and in color," [Online]. Available: <https://www.nist.gov/news-events/news/2022/08/watch-nists-atomic-television-live-and-color>, Aug. 2022, [Accessed: May 19, 2026].
- [18] J. Yang, B. Chatterjee, M. Abu Khater, M. Thorsell, S. E. Gunnarsson, T. Kiuru *et al.*, "Sub-1-ms instinctual interference adaptive GaN LNA front end with power and linearity tuning," *IEEE Trans. Microw. Theory Techn.*, vol. 71, no. 9, pp. 4037–4051, Sep. 2023.
- [19] D. H. Meyer, K. C. Cox, F. K. Fatemi, and P. D. Kunz, "Digital communication with Rydberg atoms and amplitude-modulated microwave fields," *Appl. Phys. Lett.*, vol. 112, no. 21, 2018.
- [20] National Institute of Standards and Technology. (2022) "watch NIST's 'atomic television' live and in color". National Institute of Standards and Technology. [Accessed: May 19, 2026]. [Online]. Available: <https://www.nist.gov/news-events/news/2022/08/watch-nists-atomic-television-live-and-color>
- [21] The Defense Post. (2023) "US army tests world's first long-range quantum radio communication". The Defense Post. [Accessed: May 18, 2026]. [Online]. Available: <https://thedefensepost.com/2023/12/22/us-army-quantum-communication/>
- [22] M. Lei, J. Zhang, Q. Luo, Z. Zhang, M. Wang, and M. Shi, "Satellite signal detection via Rydberg-atom receiver," *arXiv preprint arXiv:2506.15439*, 2025.
- [23] C. L. Holloway, J. A. Gordon, S. Jefferts, A. Schwarzkopf, D. A. Anderson, S. A. Miller *et al.*, "Broadband Rydberg atom-based electric-field probe for SI-traceable, self-calibrated measurements," *IEEE Trans. Antennas Propag.*, vol. 62, no. 12, pp. 6169–6182, 2014.
- [24] K. C. Cox, D. H. Meyer, F. K. Fatemi, and P. D. Kunz, "Quantum-limited atomic receiver in the electrically small regime," *Phys. Rev. Lett.*, vol. 121, no. 11, p. 110502, 2018.
- [25] Z. Song, W. Zhang, X. Liu, H. Zou, J. Zhang, Z. Jiang *et al.*, "Quantum-based amplitude modulation radio receiver using Rydberg atoms," in *Proc. IEEE Globecom Workshops (GC Wkshps)*. IEEE, 2018, pp. 1–6.
- [26] Z. Song, H. Liu, X. Liu, W. Zhang, H. Zou, J. Zhang *et al.*, "Rydberg-atom-based digital communication using a continuously tunable radio-frequency carrier," *Opt. Express*, vol. 27, no. 6, pp. 8848–8857, Mar. 2019.
- [27] D. A. Anderson, R. E. Sapiro, and G. Raithel, "An atomic receiver for AM and FM radio communication," *IEEE Trans. Antennas Propag.*, vol. 69, no. 5, pp. 2455–2462, May 2021.
- [28] C. L. Holloway, M. T. Simons, A. H. Haddab, J. A. Gordon, D. A. Anderson, G. Raithel *et al.*, "A multiple-band Rydberg atom-based receiver: AM/FM stereo reception," *IEEE Antennas Propag. Mag.*, vol. 63, no. 3, pp. 63–76, 2021.
- [29] C. L. Holloway, M. T. Simons, J. A. Gordon, and D. Novotny, "Detecting and receiving phase-modulated signals with a Rydberg atom-based receiver," *IEEE Antennas Wirel. Propag. Lett.*, vol. 18, no. 9, pp. 1853–1857, 2019.
- [30] J. Nowosielski, M. Jastrzębski, P. Halavach, K. Łukanowski, M. Jarzyna, M. Mazelanik *et al.*, "Warm Rydberg atom-based quadrature amplitude-modulated receiver," *Opt. Express*, vol. 32, no. 17, pp. 30 027–30 039, 2024.
- [31] M. Jing, Y. Hu, J. Ma, H. Zhang, L. Zhang, L. Xiao *et al.*, "Atomic superheterodyne receiver based on microwave-dressed Rydberg spectroscopy," *Nat. Phys.*, vol. 16, no. 9, pp. 911–915, 2020.
- [32] N. Prajapati, A. P. Rotunno, S. Berweger, M. T. Simons, A. B. Artusio-Glimpse, S. D. Voran *et al.*, "TV and video game streaming with a quantum receiver: A study on a Rydberg atom-based receiver's bandwidth and reception clarity," *AVS Quantum Sci.*, vol. 4, no. 3, 2022.
- [33] Y.-Y. Jau and T. Carter, "Vapor-cell-based atomic electrometry for detection frequencies below 1 kHz," *Phys. Rev. Appl.*, vol. 13, no. 5, p. 054034, 2020.
- [34] D. H. Meyer, Z. A. Castillo, K. C. Cox, and P. D. Kunz, "Assessment of Rydberg atoms for wideband electric field sensing," *J. Phys. B: At. Mol. Opt. Phys.*, vol. 53, no. 3, p. 034001, 2020.
- [35] C. T. Fancher, D. R. Scherer, M. C. S. John, and B. L. S. Marlow, "Rydberg atom electric field sensors for communications and sensing," *IEEE Trans. Quantum Eng.*, vol. 2, pp. 1–13, 2021.
- [36] A. Artusio-Glimpse, M. T. Simons, N. Prajapati, and C. L. Holloway, "Modern RF measurements with hot atoms: A technology review of Rydberg atom-based radio frequency field sensors," *IEEE Microw. Mag.*, vol. 23, no. 5, pp. 44–56, 2022.
- [37] B. Liu, L. Zhang, Z. Liu, Z. Deng, D. Ding, B. Shi *et al.*, "Electric field measurement and application based on Rydberg atoms," *Electromagn. Sci.*, vol. 1, no. 2, p. 0020151, 2023.
- [38] N. Schlossberger, N. Prajapati, S. Berweger, A. P. Rotunno, A. B. Artusio-Glimpse, M. T. Simons *et al.*, "Rydberg states of alkali atoms in atomic vapour as SI-traceable field probes and communications receivers," *Nat. Rev. Phys.*, vol. 6, no. 10, pp. 606–620, 2024.
- [39] H. Zhang, Y. Ma, K. Liao, W. Yang, Z. Liu, D. Ding *et al.*, "Rydberg atom electric field sensing for metrology, communication and hybrid quantum systems," *Sci. Bull.*, vol. 69, no. 10, pp. 1515–1535, 2024.
- [40] A. Babusenar, F. Munoz, J.-B. Quélène *et al.*, "Rydberg atom RF sensing: State of the art, principles, metrics and roadmaps," *IEEE Sensors Reviews*, pp. 1–24, 2026.
- [41] T. Gong, A. Chandra, C. Yuen, Y. L. Guan, R. Dumke, C. M. S. See *et al.*, "Rydberg atomic quantum receivers for classical wireless communication and sensing," *IEEE Wirel. Commun.*, 2025.
- [42] M. Chen, T. Mao, Y. Zhao, W. Xiao, D. Zheng, Z. Wang *et al.*, "New paradigm for integrated sensing and communication with Rydberg atomic receiver," *arXiv preprint arXiv:2506.13304*, 2025, submitted to IEEE Communications Magazine.
- [43] H. Haken, H. C. Wolf, and W. D. Brewer, *The physics of atoms and quanta: introduction to experiments and theory*. Springer, 2005.
- [44] T. F. Gallagher, "Rydberg atoms," *Rep. Prog. Phys.*, vol. 51, no. 2, p. 143, 1988.
- [45] S. Khan, V. Bharti, and V. Natarajan, "Role of dressed-state interference in electromagnetically induced transparency," *Phys. Lett. A*, vol. 380, no. 48, pp. 4100–4104, 2016.
- [46] M. Fleischhauer, A. Imamoglu, and J. P. Marangos, "Electromagnetically induced transparency: Optics in coherent media," *Rev. Mod. Phys.*, vol. 77, no. 2, pp. 633–673, 2005.
- [47] X. Lei, L. Ma, J. Yan, X. Zhou, Z. Yan, and X. Jia, "Electromagnetically induced transparency quantum memory for non-classical states of light," *Adv. Phys. X*, vol. 7, no. 1, p. 2060133, 2022.
- [48] Y.-q. Liu, Zhang *et al.*, "Magnetically tuned single-Zeeman-sublevel Rydberg EIT of a ^{87}Rb 38F state for resonant L-band microwave electric field sensing," *Opt. Express*, vol. 34, no. 1, pp. 651–660, 2026.
- [49] C. A. Brasil, F. F. Fanchini, and R. d. J. Napolitano, "A simple derivation of the Lindblad equation," *Rev. Bras. Ensino Física*, vol. 35, no. 1, p. 1303, 2013.
- [50] M. T. Simons, J. A. Gordon, and C. L. Holloway, "A Rydberg atom-based mixer: Measuring the phase of a radio frequency wave," *Appl. Phys. Lett.*, vol. 114, no. 11, p. 114101, 2019.
- [51] F. Wu, Q. An, Z. Sun, and Y. Fu, "Linear dynamic range of a Rydberg-atom microwave superheterodyne receiver," *Phys. Rev. A*, vol. 107, no. 4, p. 043108, 2023.
- [52] Y. Chen, X. Guo, C. Yuen, Y. Zhao, Y. L. Guan, C. M. S. See *et al.*, "Harnessing Rydberg atomic receivers: From quantum physics to wireless communications," *arXiv preprint arXiv:2501.11842*, 2025.
- [53] S. Wu, R. Ni, C. Gong, Q. Zhu, G. Jiang, and G. Yang, "Atomic superheterodyne receiver sensitivity estimation based on homodyne readout," in *Proc. IEEE INC-USNC-URSI Radio Sci. Meeting*. IEEE, 2024, pp. 193–194.
- [54] S. Kumar, H. Fan, H. Kübler, J. Sheng, and J. P. Shaffer, "Atom-based sensing of weak radio frequency electric fields using homodyne readout," *Sci. Rep.*, vol. 7, no. 1, p. 42981, 2017.
- [55] W. Yang, M. Jing, H. Zhang *et al.*, "Enhancing the sensitivity of atom-based microwave-field electrometry using a Mach-Zehnder interferometer," *Phys. Rev. Appl.*, vol. 19, p. 064021, 2023.
- [56] T. Gong, J. Sun, C. Yuen, G. Hu, Y. Zhao, Y. L. Guan *et al.*, "Rydberg atomic quantum receivers for classical wireless communications and sensing: Their models and performance," *IEEE Transactions on Communications*, 2026.
- [57] D. Latypov, "From atom-based RF metrology to quantum RF receivers and emitters," in *Proc. IEEE Nat. Aerosp. Electron. Conf. (NAECON)*, 2024, pp. 80–82.
- [58] —, "Compact quantum VLF/ELF sources for submarine to air communication," in *Proc. Sixth Underwater Commun. Netw. Conf. (UComms)*, 2022, pp. 1–4.

- [59] L. Ma, D. A. Anderson, and G. Raithel, "Paschen-back effects and Rydberg-state diamagnetism in vapor-cell electromagnetically induced transparency," *Phys. Rev. A*, vol. 95, no. 6, p. 061804, 2017.
- [60] L. Ma, M. A. Viray, D. A. Anderson, and G. Raithel, "Measurement of DC and AC electric fields inside an atomic vapor cell with wall-integrated electrodes," *Phys. Rev. Appl.*, vol. 18, no. 2, p. 024001, 2022.
- [61] L. W. Bussey, A. Winterburn, M. Menchetti, F. Burton, and T. Whitley, "Rydberg RF receiver operation to track RF signal fading and frequency drift," *J. Lightw. Technol.*, vol. 39, no. 24, pp. 7813–7820, 2021.
- [62] K.-Y. Liao, H.-T. Tu, S.-Z. Yang, C.-J. Chen, X.-H. Liu, J. Liang *et al.*, "Microwave electrometry via electromagnetically induced absorption in cold Rydberg atoms," *Phys. Rev. A*, vol. 101, no. 5, p. 053432, 2020.
- [63] Z. Jia, Q. Li, Y. Wang, Y. You, B. Chen, and Y. Peng, "Properties and utilization in time-dependent Rydberg EIT," *Opt. Continuum*, vol. 3, no. 2, pp. 135–147, 2024.
- [64] S. M. Bohaichuk, D. Booth, K. Nickerson, H. Tai, and J. P. Shaffer, "Origins of Rydberg-atom electrometer transient response and its impact on radio-frequency pulse sensing," *Phys. Rev. Appl.*, vol. 18, no. 3, p. 034030, 2022.
- [65] F. Li, "Analytical model for transient evolution of an EIT-AT spectrum with Rydberg atoms," *Opt. Lett.*, vol. 50, no. 4, pp. 1369–1372, 2025.
- [66] S. Ren, Y. Tang, C. Yang, H. Zhou, and S. Wang, "Research on dynamic solution analysis and applications based on the Rydberg atom superheterodyne structure," *Opt. Express*, vol. 32, no. 24, pp. 42 397–42 417, 2024.
- [67] J. Zhu and L. Dai, "General signal model and capacity limit for Rydberg quantum information system," *IEEE Trans. Wireless Commun.*, vol. 25, pp. 8292–8307, 2026.
- [68] Y. Tang, S. Wang, S. Ren, C. Yang, H. Zhou, and C. Lu, "Response analysis of four-level heterodyne Rydberg atom receiver," *IEEE Trans. Antennas Propag.*, 2026.
- [69] J.-Y. Wang, X.-T. Fu, R.-R. Lu, J.-B. Wang, M. Lin, and J. Cheng, "Tight capacity bounds for indoor visible light communications with signal-dependent noise," *IEEE Trans. Wireless Commun.*, Nov. 2020.
- [70] M. T. Simons, M. D. Kautz, C. L. Holloway, D. A. Anderson, G. Raithel, D. Stack *et al.*, "Electromagnetically induced transparency and autler-townes splitting in the presence of band-limited white gaussian noise," *J. Appl. Phys.*, vol. 123, no. 20, 2018.
- [71] G. S. Botello, S. Verploegh, E. Bottomley, and Z. Popović, "Comparison of Noise Temperature of Rydberg-Atom and Electronic Microwave Receivers," *arXiv preprint arXiv:2209.00908v2*, Oct. 2022.
- [72] Y. Tang, H. Zhou, C. Yang, S. Ren, S. Wang, and C. Lu, "Noise performance of a Rydberg atomic receiver," *Phys. Rev. Appl.*, vol. 112, no. 4, p. 043106, Oct. 2025.
- [73] B. Yang, Y. Yan, X. Li, L. Xiao, X. Li, L. Chen *et al.*, "Highly sensitive microwave electrometry with enhanced instantaneous bandwidth," *Phys. Rev. Appl.*, vol. 21, no. 3, p. L031003, 2024.
- [74] M. T. Simons, J. A. Gordon, C. L. Holloway, D. A. Anderson, S. A. Miller, and G. Raithel, "Using frequency detuning to improve the sensitivity of electric field measurements via electromagnetically induced transparency and autler-townes splitting in Rydberg atoms," *Appl. Phys. Lett.*, vol. 108, no. 17, 2016.
- [75] S. Wu, C. Gong, S. Li, R. Ni, and J. Zhu, "Theoretical analysis of heterodyne Rydberg atomic receiver sensitivity based on transit relaxation effect and frequency detuning," *arXiv preprint arXiv:2306.17790*, 2023.
- [76] L. W. Bussey, Y. B. Kale, S. Winter, F. A. Burton, Y.-H. Lien, K. Bongs *et al.*, "Numerical model of n-level cascade systems for atomic radio frequency sensing applications," *EPJ Quantum Technol.*, vol. 11, no. 1, p. 77, 2024.
- [77] D. A. Anderson, E. G. Paradis, and G. Raithel, "A vapor-cell atomic sensor for radio-frequency field detection using a polarization-selective field enhancement resonator," *Appl. Phys. Lett.*, vol. 113, no. 7, 2018.
- [78] W. Wan, Y. Lin *et al.*, "Deep-subwavelength resonator based Rydberg atomic receiver for HF band enhanced sensing," *IEEE Antennas Wireless Propag. Lett.*, vol. 25, no. 1, pp. 19–23, 2026.
- [79] H. Amarloo, M. Noaman, S.-P. Yu, D. Booth, S. Mirzaee, R. Pandiyan *et al.*, "A photonic crystal receiver for Rydberg atom-based sensing," *Commun. Eng.*, vol. 4, no. 1, p. 70, 2025.
- [80] G. Sandidge, G. S. Botello, and Z. Popović, "Field enhancement for sensitivity improvement of a room-temperature Rydberg-atom receiver," in *Proc. IEEE/MTT-S Int. Microw. Symp. (IMS)*. IEEE, 2023, pp. 553–556.
- [81] G. Sandidge, G. Santamaria-Botello, E. Bottomley, H. Fan, and Z. Popović, "Resonant structures for sensitivity enhancement of Rydberg-atom microwave receivers," *IEEE Trans. Microw. Theory Techn.*, vol. 72, no. 4, pp. 2057–2066, 2024.
- [82] K. Yang, X. Chen, R. Mao, J. Li, and Y. Fu, "PCB-based electrically tunable resonator for VHF band Rydberg atomic enhancement sensing," *IEEE Trans. Antennas Propag.*, vol. 72, no. 7, pp. 6060–6068, 2024.
- [83] K. Yang, Y. Lin, Z. Sun *et al.*, "Broadband frequency reconfigurable resonator for Rydberg atomic enhancement sensing," *IEEE Trans. Microw. Theory Techn.*, vol. 74, no. 2, pp. 1874–1882, 2026.
- [84] Y. Li, Y. Lin, Z. Ding, K. Yang, R. Ran, Z. Wan *et al.*, "A compact tunable enhancement resonator for Rydberg atomic receiver," *IEEE Antennas Wireless Propag. Lett.*, 2024.
- [85] X. Tang, Y. Lin, Y. Li, and Y. Fu, "A frequency-tunable resonator for electric-field sensing based on Rydberg atoms," in *Proc. Int. Conf. Microw. Millimeter Wave Technol. (ICMMT)*. IEEE, 2025, pp. 1–3.
- [86] B. Wu, D. Liao, D. Sang, Y. Liu, and Y. Fu, "Enhancing sensitivity of atomic microwave receiver via a Fabry–Perot cavity," *IEEE Trans. Antennas Propag.*, 2024.
- [87] G. Gao, M. Chen, A. Chen, H. Feng, Z. Zhu, Z. Wu *et al.*, "A cascaded cavity resonator for broadband electric field enhancement in Rydberg microwave measurements," *IEEE Antennas Wireless Propag. Lett.*, 2025.
- [88] A. Zhou, Y. Lin, R. Mao, and Y. Fu, "Miniaturized field enhancement resonator integrated with a local oscillator port for a Rydberg atomic superheterodyne receiver," in *Proc. 14th Int. Symp. Antennas, Propag. EM Theory (ISAPE)*. IEEE, 2024, pp. 1–4.
- [89] A. Zhou, Y. Lin, R. Mao, K. Yang, Z. Ding, W. Wan *et al.*, "High-sensitivity Rydberg atom-based field sensing enhancement using miniaturized resonator," *IEEE Trans. Antennas Propag.*, 2025.
- [90] K. Yang, Y. Lin, Z. Ding, Q. An, Z. Sun, and Y. Fu, "Local oscillator port-integrated resonators for sensitivity enhancement of VHF band Rydberg atomic heterodyne receivers," *IEEE Trans. Microw. Theory Techn.*, 2025.
- [91] K. Di, C. Ye, Y. Du, Y. Liu, F. Gao, J. Du *et al.*, "Electric field measurements of Rydberg atomic frequency comb based on pulsed laser excitation," *arXiv preprint arXiv:2507.08539*, 2025.
- [92] D.-S. Ding, Z.-K. Liu, B.-S. Shi, G.-C. Guo, K. Mølmer, and C. S. Adams, "Enhanced metrology at the critical point of a many-body Rydberg atomic system," *Nat. Phys.*, vol. 18, no. 12, pp. 1447–1452, 2022.
- [93] N. Prajapati, A. K. Robinson, S. Berweger, M. T. Simons, A. B. Artusio-Glimpse, and C. L. Holloway, "Enhancement of electromagnetically induced transparency based Rydberg-atom electrometry through population repumping," *Appl. Phys. Lett.*, vol. 119, no. 21, 2021.
- [94] S. M. Bohaichuk, F. Ripka, V. Venu, F. Christaller, C. Liu, M. Schmidt *et al.*, "Three-photon Rydberg-atom-based radio-frequency sensing scheme with narrow linewidth," *Phys. Rev. Appl.*, vol. 20, no. 6, p. L061004, 2023.
- [95] Y. Jiang, J. Wu, M. Shi, H. Zheng, F. Guo, Z. Xiao *et al.*, "Quantum weak measurement amplifies dispersion signal of Rydberg atomic system," *Commun. Phys.*, vol. 8, no. 1, p. 144, 2025.
- [96] B. Wu, R. Mao, D. Sang, Z. Sun, Y. Liu, Y. Lin *et al.*, "Enhancing sensitivity of atomic microwave receiver based on optimal laser array," *IEEE Trans. Antennas Propag.*, 2024.
- [97] R. Sapiro, G. Raithel, and D. Anderson, "Time dependence of Rydberg EIT in pulsed optical and RF fields," *J. Phys. B, At. Mol. Opt. Phys.*, vol. 53, no. 9, p. 094003, 2020.
- [98] Y. Yan, B. Yang, X. Li, H. Zhao, B. Yu, J. Deng *et al.*, "Multi-dress-state engineered Rydberg electrometry: Achieving 100-MHz-level instantaneous-bandwidth," *arXiv preprint arXiv:2506.10541*, 2025.
- [99] Q. Zhang, Z. Bai, and G. Huang, "Fast-responding property of electromagnetically induced transparency in Rydberg atoms," *Phys. Rev. A*, vol. 97, no. 4, p. 043821, 2018.
- [100] M. Chen, T. Mao, Z. Zhu, H. Feng, G. Gao, Z. Wu *et al.*, "Radar ranging using Rydberg atomic homodyne receiver," *arXiv preprint arXiv:2506.11833*, 2025.
- [101] W. Qimeng, Q. An, and Y. Fu, "Instantaneous bandwidth expansion of a gradient magnetic field enhanced Rydberg atomic receiver," *IEEE Sensors Journal*, 2025.
- [102] S. H. Knarr, V. G. Bucklew, J. Langston, K. C. Cox, J. C. Hill, D. H. Meyer *et al.*, "Spatiotemporal multiplexed Rydberg receiver," *IEEE Trans. Quantum Eng.*, vol. 4, pp. 1–8, 2023.
- [103] A. B. Artusio-Glimpse, D. A. Long, S. M. Bresler, N. Prajapati, D. Shylla, A. P. Rotunno *et al.*, "Increased instantaneous bandwidth of Rydberg atom electrometry with an optical frequency comb probe," *arXiv preprint arXiv:2402.17942*, 2024.
- [104] L.-H. Zhang, Z.-K. Liu, B. Liu, Z.-Y. Zhang, G.-C. Guo, D.-S. Ding *et al.*, "Rydberg microwave-frequency-comb spectrometer," *Phys. Rev. Appl.*, vol. 18, no. 1, p. 014033, 2022.

- [105] Y. Jiao, Y. Yin, Y. He, J. Hu, C. Lu, J. Bai *et al.*, "Arbitrary instantaneous bandwidth microwave receiver via scalable Rydberg vapor cell array with Stark comb," *arXiv preprint arXiv:2509.26026*, 2025.
- [106] E. Paradis, G. Raithel, and D. A. Anderson, "Atomic measurements of high-intensity VHF-band radio-frequency fields with a Rydberg vapor-cell detector," *Phys. Rev. A*, vol. 100, no. 1, p. 013420, 2019.
- [107] Q.-F. Wang, L.-H. Zhang, B. Liu, Y. Ma, T.-Y. Han, E.-H. Wang *et al.*, "Measurement of arc RF signals based on Rydberg atoms," *Phys. Rev. Appl.*, vol. 24, no. 1, p. 014006, 2025.
- [108] D. Arumugam, "Stark modulated Rydberg dissipative time crystals at room temperature applied to sub-kHz electric field sensing," *Sci. Rep.*, vol. 15, no. 1, p. 35976, 2025.
- [109] D. Xiao, S. Yan, L. Chen *et al.*, "Optical spectral features and electric field inversion method for Rydberg atoms under ultra-low frequency electric field," *EPJ Quantum Technol.*, vol. 12, no. 1, pp. 1–20, 2025.
- [110] M. Chen, T. Mao, W. Xiao, Z. Wu, D. Li, M. Cui *et al.*, "Calibration-free Rydberg atomic receiver for sub-MHz wireless communications and sensing," *IEEE Trans. Veh. Technol.*, 2026.
- [111] N. Prajapati, J. W. Kunzler, A. B. Artusio-Glimpse, A. P. Rotunno, S. Berweger, M. T. Simons *et al.*, "High angular momentum coupling for enhanced Rydberg-atom sensing in the very-high frequency band," *J. Appl. Phys.*, vol. 135, no. 7, 2024.
- [112] Y. Xie, M. Lei, J. Zhang, W. Dong, and M. Shi, "Low-frequency communication based on Rydberg-atom receiver," *Electronics*, vol. 14, no. 5, p. 1041, 2025.
- [113] M. Lei and M. Shi, "High sensitivity measurement of ULF, VLF, and LF fields with a Rydberg-atom sensor," *Opt. Lett.*, vol. 49, no. 19, pp. 5547–5550, 2024.
- [114] Y. Shi, M. Wei, W. Ren, W. Li, M. Cao, M. Lei *et al.*, "A new low frequency communication method based on Rydberg atom sensor," in *Proc. Int. Conf. Microw. Millimeter Wave Technol. (ICMMT)*. IEEE, 2025, pp. 1–3.
- [115] J. Zhang, Z. Sun, J. Yao, F. Zhao, Y. Lin, D. Sang *et al.*, "Self-dressing Rydberg atomic receiver based on laser-induced dc field," *npj Quantum Mater.*, 2026.
- [116] S.-Y. Qiu, H.-L. Wang, X.-H. Liu, Z.-Q. Du, Y.-Q. Guo, H.-T. Tu *et al.*, "Shortwave frequency-hopping reception via a Rydberg atom-based electrically small antenna," *Appl. Phys. Lett.*, vol. 128, no. 3, 2026.
- [117] J. A. Gordon, C. L. Holloway, A. Schwarzkopf, D. A. Anderson, S. A. Miller, N. Thaicharoen *et al.*, "Millimeter wave detection via autler-townes splitting in rubidium Rydberg atoms," *Appl. Phys. Lett.*, vol. 105, no. 2, 2014.
- [118] S. Kumar, H. Fan, H. Kübler *et al.*, "Rydberg-atom based radio-frequency electrometry using frequency modulation spectroscopy in room temperature vapor cells," *Opt. Express*, vol. 25, no. 8, pp. 8625–8637, 2017.
- [119] D. A. Anderson and G. Raithel, "Continuous-frequency measurements of high-intensity microwave electric fields with atomic vapor cells," *Appl. Phys. Lett.*, vol. 111, no. 5, 2017.
- [120] Y. Cai, S. Shi, Y. Zhou, Y. Li, J. Yu, W. Li *et al.*, "High-sensitivity Rydberg-atom-based phase-modulation receiver for frequency-division-multiplexing communication," *Phys. Rev. Appl.*, vol. 19, no. 4, p. 044079, 2023.
- [121] M. T. Simons, A. H. Haddab, J. A. Gordon, and C. L. Holloway, "Embedding a Rydberg atom-based sensor into an antenna for phase and amplitude detection of radio-frequency fields and modulated signals," *IEEE Access*, vol. 7, pp. 164 975–164 985, 2019.
- [122] D. A. Anderson, R. E. Sapiro, L. F. Gonçalves, R. Cardman, and G. Raithel, "Optical radio-frequency phase measurement with an internal-state Rydberg atom interferometer," *Phys. Rev. Appl.*, vol. 17, no. 4, p. 044020, 2022.
- [123] D. A. Anderson, R. E. Sapiro, and G. Raithel, "Rydberg atoms for radio-frequency communications and sensing: Atomic receivers for pulsed RF field and phase detection," *IEEE Aerosp. Electron. Syst. Mag.*, vol. 35, no. 4, pp. 48–56, 2020.
- [124] P. K. Elgee, K. C. Cox, J. C. Hill *et al.*, "Complete three-dimensional vector polarimetry with a Rydberg-atom RF electrometer," *Phys. Rev. Appl.*, vol. 22, no. 6, p. 064012, 2024.
- [125] Y. Wang, F. Jia, J. Hao *et al.*, "Precise measurement of microwave polarization using a Rydberg atom-based mixer," *Opt. Express*, vol. 31, no. 6, pp. 10 449–10 457, 2023.
- [126] Y. Chen, C. Yuen, D. Arumugam *et al.*, "Polarization-aware DoA detection relying on a single Rydberg atomic receiver," *arXiv preprint*, 2025, arXiv:2508.17179.
- [127] D. A. Anderson, S. A. Miller, G. Raithel, J. A. Gordon, M. L. Butler, and C. L. Holloway, "Optical measurements of strong microwave fields with Rydberg atoms in a vapor cell," *Phys. Rev. Appl.*, vol. 5, no. 3, p. 034003, 2016.
- [128] C. L. Holloway, M. T. Simons, J. A. Gordon, A. Dienstfrey, D. A. Anderson, and G. Raithel, "Electric field metrology for SI traceability: Systematic measurement uncertainties in electromagnetically induced transparency in atomic vapor," *J. Appl. Phys.*, vol. 121, no. 23, 2017.
- [129] D. A. Anderson, R. E. Sapiro, and G. Raithel, "A self-calibrated SI-traceable Rydberg atom-based radio frequency electric field probe and measurement instrument," *IEEE Trans. Antennas Propag.*, vol. 69, no. 9, pp. 5931–5941, 2021.
- [130] L. Han and H. Yin, "Rydberg-atom-based superdirective receivers: Array modeling and performance analysis," *IEEE Transactions on Communications*, 2026.
- [131] J. S. Otto, M. K. Hunter, N. Kjærgaard *et al.*, "Data capacity scaling of a distributed Rydberg atomic receiver array," *J. Appl. Phys.*, vol. 129, no. 15, p. 154503, 2021.
- [132] S. S. A. Yuan, X. Yang, C. Wang *et al.*, "Electromagnetic modeling and capacity analysis of Rydberg atom-based MIMO system," *IEEE Antennas Wireless Propag. Lett.*, vol. 24, no. 7, pp. 1839–1843, 2025.
- [133] Y. Guo, X. Guo, Y. Wang, M. D. Renzo, and P. Zhang, "High SNR at a cost: The information-theoretic dilemma of magnitude-only atomic receivers," *IEEE Wireless Commun. Lett.*, 2025.
- [134] Y. Xia, M.-M. Zhao, M. Li, M. Lei, and M. Zhao, "Digital nonlinear distortion compensation for Rydberg atomic receiver with quadrature amplitude modulation," in *Proc. Int. Conf. Wireless Commun. Signal Process. (WCSP)*, 2024, pp. 697–702.
- [135] H. Wu, X. Yao, R. Ni *et al.*, "The analysis and performance of LODC-OFDM signal in nonlinear Rydberg atomic sensor," *arXiv preprint arXiv:2510.01605*, 2025.
- [136] J. Zhu and L. Dai, "Raq-MIMO: MIMO for multi-band Rydberg atomic quantum receiver," *arXiv preprint*, 2025, arXiv:2509.07832.
- [137] L. F. Gonçalves, T. Zhang, G. Raithel *et al.*, "Non-linearities in atomic quantum receivers: Harmonic and intermodulation distortion," *arXiv preprint arXiv:2412.16366*, 2024.
- [138] H. Zou, Z. Song, H. Mu, Z. Feng, J. Qu, and Q. Wang, "Atomic receiver by utilizing multiple radio-frequency coupling at Rydberg states of Rubidium," *Appl. Sci.*, vol. 10, no. 4, p. 1346, 2020.
- [139] R. Legaie, G. Raithel, and D. A. Anderson, "A millimeter-wave atomic receiver," *AVS Quantum Sci.*, vol. 6, no. 2, 2024.
- [140] B. Kasza, S. Borówka, W. Wasilewski, and M. Parniak, "Atomic-optical interferometry in fractured loops: A general solution for Rydberg radio-frequency receivers," *Phys. Rev. A*, vol. 111, no. 5, p. 053718, 2025.
- [141] S. A. Miller, D. A. Anderson, and G. Raithel, "Radio-frequency-modulated Rydberg states in a vapor cell," *New J. Phys.*, vol. 18, no. 5, p. 053017, 2016.
- [142] D. A. Anderson, A. Schwarzkopf, S. A. Miller, N. Thaicharoen, G. Raithel, and C. L. Holloway, "Two-photon microwave transitions and strong-field effects in a room-temperature Rydberg-atom gas," *Phys. Rev. A*, vol. 90, no. 4, p. 043419, 2014.
- [143] W. Qimeng, Q. An, and Y. Fu, "Instantaneous bandwidth enhancement of Rydberg receiver based on dual-wave mixing matching optimization," *IEEE Trans. Instrum. Meas.*, 2026, early access.
- [144] J. Yuan, T. Jin, Y. Yan *et al.*, "A Rydberg atom-based amplitude-modulated receiver using the dual-tone microwave field," *EPJ Quantum Technol.*, vol. 11, no. 1, p. 2, 2024.
- [145] D. A. Anderson, L. F. Gonçalves, G. Raithel, and J. Detlefs, "Long-range wireless communication with a quantum radio based on Rydberg atoms," in *Proc. IEEE INC-USNC-URSI Radio Sci. Meeting*, 2024, pp. 249–249.
- [146] N. Schlossberger, T. McDonald, N. Prajapati *et al.*, "Rydberg atom reception of a handheld UHF frequency-modulated two-way radio," *arXiv preprint*, 2025, arXiv:2509.11363.
- [147] G. Gao, M. Chen, H. Feng, Z. Zhu, A. Chen, Z. Wu *et al.*, "Rydberg communication antennas with self-decoupling for dynamic radar interference based on heterodyne technology," *Appl. Phys. Lett.*, vol. 126, no. 13, p. 134002, 2025.
- [148] N. Prajapati, K. Marable, M. T. Simons *et al.*, "Synthetic aperture RF reception using Rydberg atoms," in *Proc. IEEE Int. Conf. Acoust., Speech Signal Process. Workshops (ICASSP)*, 2023, pp. 1–5.
- [149] Z. Wang, Y. Yan, X. Y. I. Xu *et al.*, "Receiving amplitude-phase shift keying signals in microwave fields with a Rydberg atomic receiver," *Chin. Phys. B*, 2026, in press.
- [150] M. Cloutman, M. Chilcott, A. Elliott *et al.*, "Polarization-insensitive microwave electrometry using Rydberg atoms," *Phys. Rev. Appl.*, vol. 21, no. 4, p. 044025, 2024.

- [151] Z. Ding, H. Li, Y. Zhang *et al.*, “A circularly polarized omnidirectional Rydberg atomic sensor using characteristic mode analysis,” *IEEE Trans. Antennas Propag.*, vol. 72, no. 12, pp. 9558–9563, 2024.
- [152] Z. Wang and C. Zhang, “Rydberg atom-based OAM-FDM integration for high-capacity microwave communications,” *IEEE Microw. Wireless Technol. Lett.*, 2026, early access.
- [153] —, “Quadrupole interaction-based detection of OAM microwaves using Rydberg atoms,” *IEEE Microw. Wireless Technol. Lett.*, vol. 36, no. 2, pp. 313–316, 2026.
- [154] J. A. Sedlacek, A. Schmettmann, H. Kübler, R. Löw, T. Pfau, and J. P. Shaffer, “Microwave electrometry with Rydberg atoms in a vapour cell using bright atomic resonances,” *Nat. Phys.*, 2012.
- [155] C. L. Holloway, M. T. Simons, J. A. Gordon, P. F. Wilson, C. M. Cooke, D. A. Anderson *et al.*, “Atom-based RF electric field metrology: From self-calibrated measurements to subwavelength and near-field imaging,” *IEEE Transactions on Electromagnetic Compatibility*, vol. 59, no. 2, pp. 717–728, 2017.
- [156] C. L. Holloway, J. A. Gordon, A. Schwarzkopf, D. A. Anderson, S. A. Miller, N. Thaicharoen *et al.*, “Sub-wavelength imaging and field mapping via electromagnetically induced transparency and autler-townes splitting in Rydberg atoms,” *Appl. Phys. Lett.*, vol. 104, no. 24, 2014.
- [157] R. Cardman, L. F. Gonçalves, R. E. Sapiro, G. Raithel, and D. A. Anderson, “Atomic 2D electric field imaging of a Yagi–Uda antenna near-field using a portable Rydberg-atom probe and measurement instrument,” *Advanced Optical Technologies*, vol. 9, no. 5, pp. 305–312, 2020.
- [158] D. A. Anderson, E. Paradis, G. Raithel, R. E. Sapiro, and C. L. Holloway, “High-resolution antenna near-field imaging and sub-THz measurements with a small atomic vapor-cell sensing element,” in *Proc. 11th Global Symp. Millimeter Waves*, 2018, pp. 1–3.
- [159] D. A. Anderson, L. F. Gonçalves, R. Legaie, and G. Raithel, “Towards Rydberg atom synthetic apertures: Wide-area high-resolution RF amplitude and phase imaging with Rydberg probes,” in *Proc. 2023 IEEE International Conference on Acoustics, Speech, and Signal Processing Workshops*, 2023.
- [160] A. K. Robinson, N. Prajapati, D. Senic *et al.*, “Determining the angle-of-arrival of a radio-frequency source with a Rydberg atom-based sensor,” *Applied physics letters*, vol. 118, no. 11, p. 114001, 2021.
- [161] S. Yan, R. Wang, W. Wen *et al.*, “Measurement of doppler frequency shift and angle of arrival with Rydberg atom-based sensors,” *IEEE Trans. Instrum. Meas.*, vol. 74, pp. 1–9, 2025, 1505409.
- [162] L. Han, H. Yin, and M. Debbah, “Multi-target DoA estimation with a single Rydberg atomic receiver by spectral analysis of spatially-resolved fluorescence,” *arXiv preprint arXiv:2601.22704*, 2026.
- [163] H. Kim, H. Park, and S. Kim, “Quantum-MUSIC: Multiple signal classification for quantum wireless sensing,” *IEEE Wireless Commun. Lett.*, vol. 14, no. 6, pp. 1623–1627, 2025.
- [164] M. Cui, Q. Zeng, Z. Wang, and K. Huang, “Realizing quantum wireless sensing without extra reference sources: Architecture, algorithm, and sensitivity maximization,” *IEEE Trans. Signal Process.*, vol. 74, pp. 1570–1585, 2026, arXiv:2504.21234.
- [165] Y. Xie, M. Lei, Z. Xing *et al.*, “Atomic microwave sensing based on CNN-transformer,” *J. Appl. Phys.*, vol. 138, no. 11, p. 113102, 2025.
- [166] Z.-K. Liu, L.-H. Zhang, B. Liu *et al.*, “Deep learning enhanced Rydberg multifrequency microwave recognition,” *Nat. Commun.*, vol. 13, no. 1, p. 1997, 2022.
- [167] J. Rostampoor and R. Adve, “Interference resilient quantum receivers with Rydberg atoms,” *arXiv preprint*, 2025, arXiv:2510.02134.
- [168] S. Kurzyna, B. Niewelt, M. Mazelanik *et al.*, “Microwave-field quantum metrology with error correction enabled by Rydberg atoms,” *arXiv preprint*, 2025, arXiv:2505.01506.
- [169] H. Wu, C. Xie, X. Yao *et al.*, “Characterization of Rydberg-atom signal reception of dual-frequency signals coupled with two energy levels,” *arXiv preprint*, 2025, arXiv:2506.21123.
- [170] Y. Sun, S. Wang, J. Chen, and G. Wu, “Interference and frequency-to-time mapping based high anti-jamming and anti-interception frequency hopping receiving,” *Opt. Express*, vol. 29, no. 16, pp. 26 486–26 495, 2021.
- [171] Y. Du, N. Cong, X. Wei *et al.*, “Realization of multiband communications using different Rydberg final states,” *AIP Adv.*, vol. 12, no. 6, p. 065030, 2022.
- [172] M. Cui, Q. Zeng, Z. Wang *et al.*, “Rydberg atomic receivers for multi-band communications and sensing,” *arXiv preprint*, 2025, arXiv:2505.24168.
- [173] H. Kim, H. Park, J. Won, and S. Kim, “Multi-band quantum wireless sensing for Rydberg atomic receivers,” *IEEE Commun. Lett.*, vol. 29, no. 6, pp. 1476–1480, 2025.
- [174] N. Prajapati, D. A. Long, A. B. Artusio-Glimpse *et al.*, “Multichannel, ultra-wideband Rydberg electrometry with an optical frequency comb,” *arXiv preprint*, 2024, arXiv:2409.06019.
- [175] S. Y. Qiu, H. L. Wang, X. H. Liu *et al.*, “Shortwave frequency-hopping reception via a Rydberg atom-based electrically small antenna,” *Appl. Phys. Lett.*, vol. 128, no. 3, 2026.
- [176] W. Wen, S. Yan, R. Wang, X. Li, J. Tan, X. Pang *et al.*, “Rydberg-atom-based multiband frequency-hopping communication receiver using five-level atomic system,” *Opt. Express*, vol. 32, no. 24, pp. 42 872–42 884, 2024.
- [177] K. Nallappan and M. Skorobogatiy, “Photonics based frequency hopping spread spectrum system for secure terahertz communications,” *Opt. Express*, vol. 30, no. 15, pp. 27 028–27 047, 2022.
- [178] S. Atapattu, H. Hapuarachchi, and N. Ross, “Multi-shot quantum sensing for RF signal detection with MIMO Rydberg-atom receivers,” *arXiv preprint arXiv:2603.05913*, 2026.
- [179] H.-B. Jeon, K.-K. Wong, and C.-B. Chae, “Toward a receiver-induced channel shaping paradigm: FRIS-assisted Rydberg atomic MIMO with quadrature-leakage-aware design,” *arXiv preprint arXiv:2604.10679*, 2026.
- [180] H. Wu, S. Wu, X. Yao *et al.*, “Low-complexity Rydberg array reuse: Modeling and receiver design for sparse channels,” *arXiv preprint*, 2025, arXiv:2511.16260.
- [181] M. Cui, Q. Zeng, and K. Huang, “A theory of single-antenna atomic beamforming,” *arXiv preprint arXiv:2601.18426v1*, 2026, quantum Physics, 26 Jan 2026.
- [182] M. Cui, Q. Zeng, M. Chen, Y. Wang, Z. Zhu, T. Mao *et al.*, “Continuous quantum aperture: Beamforming with a single-vapor-cell Rydberg receiver,” *arXiv preprint arXiv:2604.09068*, 2026.
- [183] Y. Guo, X. Guo, Y. Wang, M. Di Renzo, and P. Zhang, “AoA detection using a single Rydberg atomic receiver: Leveraging inner-vapor interference,” *IEEE Trans. Commun.*, vol. 73, no. 12, pp. 14 828–14 844, 2025.
- [184] M. Cui, Q. Zeng, and K. Huang, “Towards atomic MIMO receivers,” *IEEE J. Sel. Areas Commun.*, vol. 43, no. 3, pp. 659–673, Mar. 2025.
- [185] —, “Multi-user SIMO wireless communications based on atomic receivers,” in *Proc. IEEE Global Commun. Conf. (GLOBECOM)*, 2024, pp. 4101–4106.
- [186] S. Atapattu, N. Ross, and H. Hapuarachchi, “Detection of unknown RF signals using Rydberg-atom quantum MIMO receivers,” *IEEE Commun. Lett.*, vol. 29, no. 10, pp. 2446–2450, 2025.
- [187] J. Liu, Y. Ma, and R. Tafazolli, “Phase-rotated symbol spreading for scalable Rydberg atomic-MIMO detection,” *IEEE Wireless Commun. Lett.*, vol. 15, pp. 1573–1577, 2026.
- [188] Z. Song, Q. Peng, P. Xiao *et al.*, “CSI-Free symbol detection for atomic MIMO receivers via in-context learning,” *arXiv preprint*, 2025, arXiv:2507.04040.
- [189] M. Cui, Q. Zeng, and K. Huang, “MIMO precoding for Rydberg atomic receivers enabled wireless communications,” in *Proc. IEEE Int. Conf. Commun. (ICC)*, 2025, pp. 4792–4797.
- [190] J.-M. Kang, S. Yun, and I.-M. Kim, “DeepQ-MIMO: A deep-learned quantum MIMO system with Rydberg atomic receiver in IoT,” *IEEE Internet Things J.*, vol. 13, no. 6, pp. 10 601–10 604, Mar. 2026.
- [191] Q. Peng, T. Gong, Z. Song, Q. Luo, Z. Lin, P. Xiao *et al.*, “Enhanced ground-satellite direct access via onboard rydberg atomic quantum receivers,” *IEEE Wireless Communications*, vol. 33, no. 3, pp. 23–30, 2026.
- [192] M. Guo, X. Guo, Y. Guo, Y. Wang, Z. Han, and P. Zhang, “Instantaneous LEO localization using a single satellite with a single Rydberg atomic receiver,” *IEEE Internet Things J.*, 2026, early Access.
- [193] D. Arumugam, J. H. Park, B. Feyissa *et al.*, “Remote sensing of soil moisture using Rydberg atoms and satellite signals of opportunity,” *Sci. Rep.*, vol. 14, no. 1, p. 18025, 2024.
- [194] J. Yuan, T. Jin, L. Xiao, S. Jia, and L. Wang, “A Rydberg atom-based receiver with amplitude modulation technique for the fifth-generation millimeter-wave wireless communication,” *IEEE Antennas Wireless Propag. Lett.*, vol. 22, no. 10, pp. 2580–2584, Oct. 2023.
- [195] H. B. Jeon and C. B. Chae, “RIS-aided ISAC with K -Rydberg Atomic Receivers,” *arXiv preprint arXiv:2601.06809*, 2026, arXiv:2601.06809.
- [196] Q. Peng, J. Liu, Q. Luo *et al.*, “RIS-assisted atomic MIMO receiver,” *arXiv preprint arXiv:2510.15763*, 2025, arXiv:2510.15763.
- [197] Q. Peng, Q. Luo, Z. Chu, N. Ye, H. Ren, C. Pan *et al.*, “From active to battery-free: Rydberg atomic quantum receivers for self-sustained swipt-mimo networks,” *IEEE Journal on Selected Areas in Communications*, pp. 1–1, 2026.

- [198] Q. Yu, Y. Huang, J. Zeng, and J. Lei, "A covert scheme based on Rydberg atom reception under semantic communication system," *Digit. Signal Process.*, p. 105800, 2025.