

Reason, Reward, Refine: Step-Level Errors Corrections with Structured Feedback for Physics Reasoning in Small Language Models

Raj Jaiswal^{1*}, Dhruv Jain^{2*}, Rishabh Dhawan^{1*}, Sree Krishna Uppalapati^{1*},
Shin’ichi Satoh⁴, Tanuja Ganu⁵, Rajiv Ratn Shah³

¹IIT Delhi ²IIT BHU ³IIT Kanpur ⁴NII Tokyo ⁵Microsoft Research India

{jaiswalp, rishabh23002, sree23533}@iiitd.ac.in

dhruv.jain.ece21@itbhu.ac.in, satoh@nii.ac.jp, rajivrtn@iitk.ac.in, tanuja.ganu@microsoft.com

*Equal contribution

Abstract

Physics reasoning fails structurally in small language models: an error at any step propagates forward, corrupting every inference that follows. Limited domain knowledge, hallucination under multi-step derivation, and distributional sensitivity compound this failure. We propose a step-level reward framework that identifies the first reasoning error, generates targeted structured feedback, and trains the model to revise its solution via policy gradient with KL regularization, without exposing it to ground truth solutions as generation targets. Unlike annotation-dependent step-level methods, no preference data construction is required and the external verifier operates exclusively at training time. Across five physics benchmarks, our framework delivers accuracy gains of 17–20% over CoT prompting and 10–16% over the strongest baseline, reduces calculation errors from 56.9% to 23.5%, and reduces miscomprehension errors from 22.3% to 12.0% in the best observed cases. Conceptual errors reduce from 89.7% to 68.7%, yet persist as the hardest failure mode across all conditions.

Code, prompts, and experimental details are provided in the Appendix section (§9).

1 Introduction

Physics reasoning is inherently sequential: each solution step depends on the correctness of all preceding steps, and an error at any point invalidates every inference that follows (Jaiswal et al., 2024; Anand et al., 2024; Ding et al., 2023). Language models have made substantial progress on reasoning tasks (Wei et al., 2022; Fu et al., 2023; Zhang et al., 2022), yet physics reasoning remains an open challenge for small language models (SLMs) (Srivastava et al., 2025; Boye and Myrberg, 2025). Larger models benefit from knowledge compression across broad training distributions; smaller models do not, and the reasoning failures that

Table 1: **Our Framework Achieves the Highest Average Accuracy Across All Conditions.** Per-model average (%) across five benchmarks; Cell shading indicates per-row rank across conditions. Discussed in §5.

Model	CoT	RAG	SFT	DPO	Ours
Qwen 2.5 1.5B	46.1	53.3	41.0	40.7	58.5
LLaMA 3.2 1B	32.5	41.1	37.5	37.5	53.9
LLaMA 3.2 3B	44.8	51.2	44.0	44.1	64.4
Phi 3.5 Mini 3.8B	50.5	54.3	51.0	52.1	61.5

emerge are structurally distinct from those observed at scale (Zhang et al., 2024; Srivastava et al., 2025).

Prior work has progressively improved physics reasoning in language models, with each approach addressing a distinct limitation (Ding et al., 2023; Pang et al., 2024; Anand et al., 2024). Chain-of-Thought prompting (Wei et al., 2022) improves reasoning transparency by externalizing intermediate steps, though step-level error propagation across dependent steps remains unaddressed. Retrieval-Augmented Generation (Lewis et al., 2020) provides access to relevant domain knowledge at inference time, though correct retrieval does not guarantee correct application of retrieved content (Anand et al., 2024). Supervised fine-tuning on expert reasoning trajectories (Ho et al., 2022; Luo et al., 2023) improves structural response quality, though models trained under token prediction objectives have been shown to reproduce surface reasoning patterns without internalizing the underlying logic (Lobo et al., 2024; McCloskey and Cohen, 1989). Direct Preference Optimization (Rafailov et al., 2023) introduces comparative signal between correct and incorrect solution pairs, though preference is computed over complete responses and does not identify which reasoning step produced the incorrect outcome (Lai et al., 2024a; Chen et al., 2024).

Step-level preference optimization (Xu et al., 2025; Lai et al., 2024a) assigns rewards at indi-

Table 2: **Comparison with Prior Work.** Prior work covers at most three of the five dimensions; this work is the first to address all five jointly

Work	Physics Domain	Step-Level Localization	Structured Feedback	No Preference Data	Position Reward
Step-DPO (Lai et al., 2024a)	✗	✓	✗	✗	✗
Full-Step-DPO (Xu et al., 2025)	✗	✓	✗	✓	✓
SVPO (Chen et al., 2024)	✗	✓	✗	✓	✓
Step-KTO (Lin et al., 2025)	✗	✓	✗	✓	✗
Self-Refine (Madaan et al., 2024)	✗	✓	✓	✓	✗
This Work	✓	✓	✓	✓	✓

vidual reasoning steps, but depends on externally annotated step-level data and a reliable verifier. In scientific domains, both are prohibitively costly, and small language models have been shown to be unreliable self-verifiers (Li et al., 2024; Zhang et al., 2024).

Our contributions are as follows:

- **Step-Level Reward Mechanism:** We propose $r = e_{\text{first}}/(n + 1)$, penalizing earlier reasoning failures more heavily and enabling correction at the precise point of failure rather than over the complete response, without requiring annotated step-level preference data. (§3.2)
- **Error-Type Reduction via Structured Feedback:** Error-type-conditioned feedback at training time reduces Calculation errors from 56.9% to 23.5%, Problem Miscomprehension from 22.3% to 12.0%, and Conceptual Misapplication from 89.7% to 68.7% in the best observed case per error type; Conceptual Misapplication persists across all conditions. (§3.3, Table 7)
- **Empirical Gains Across Models and Benchmarks:** Our framework delivers accuracy gains of 17–20% over CoT prompting and 10–16% over all evaluated baselines across four open-source language models and five physics benchmarks, with a peak gain of 27.1% on JEEBench for LLaMA 3.2 3B. (Table 3, Table 4)

2 Related Work

Reinforcement learning from human feedback (Ouyang et al., 2022; Christiano et al., 2017) introduced reward-based policy optimization as an alternative to imitation, training models against

a scalar reward signal rather than fixed output targets. Direct Preference Optimization (Rafailov et al., 2023) reformulates this as a closed-form preference objective over chosen and rejected response pairs, removing the need for an explicit reward model. Both frameworks treat the complete response as a single unit; the reward or preference signal is computed over the output as a whole and does not identify which reasoning step produced an incorrect outcome (Lai et al., 2024b).

Step-DPO (Lai et al., 2024b) and Full-Step-DPO (Xu et al., 2025) extend preference optimization to individual reasoning steps, assigning step-wise rewards across the reasoning chain. Step-level supervision has been shown to improve over response-level signal on mathematical reasoning benchmarks (Xu et al., 2025), though both methods require separately annotated step-level preference data and an external verifier to evaluate intermediate steps (Xu et al., 2025; Cobbe et al., 2021).

Self-Refine (Madaan et al., 2024) and Reflexion (Shinn et al., 2024) implement iterative refinement through self-generated feedback, while SCoRe (Kumar et al., 2024) trains models to self-correct via reinforcement learning. Small language models have been shown to be unreliable verifiers of their own reasoning in sub-4B parameter regimes (Zhang et al., 2024; Tyen et al., 2024; Li et al., 2024; Huang et al., 2023), making self-correction an insufficient mechanism at this scale.

3 Methodology

We propose a step-level reward training framework for physics reasoning in small language models, illustrated in Figure 1. The framework operates in three stages. Stage 1 (§3.1) initializes the policy π_θ through supervised fine-tuning on numbered step-by-step chain-of-thought solutions. Stage 2 (§3.2) enters an iterative training loop: the model

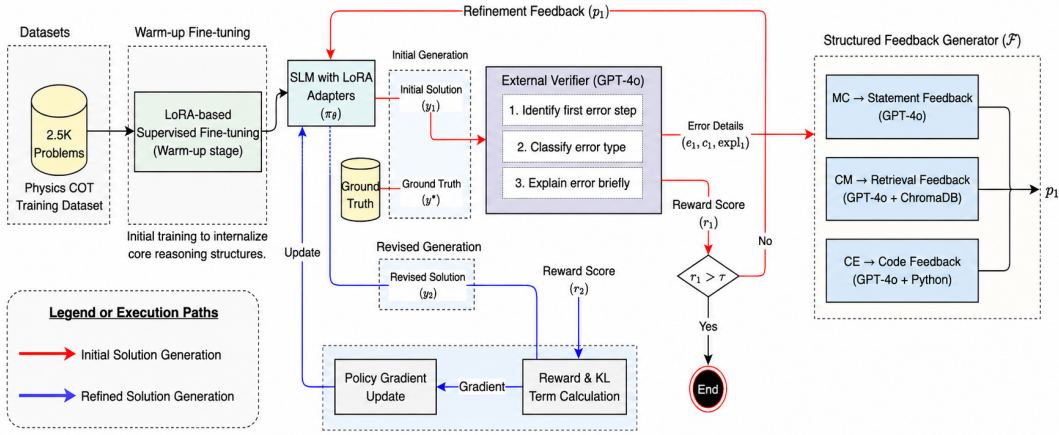


Figure 1: **Step-Level Reward Penalizes Earlier Failures More Heavily; Feedback Targets the Precise Point of Failure.** π_θ generates y_1 , receives error-type-conditioned feedback p_1 from GPT-4o, and revises to y_2 ; reward $r = e_{\text{first}}/(n + 1)$ drives policy gradient update. Discussed §3.

generates an initial solution y_1 , an external verifier (GPT-4o) identifies the first reasoning error against ground truth y^* and computes a step-level reward $r = e_{\text{first}}/(n + 1)$. Stage 3 (§3.3) generates error-conditioned feedback p_1 ; the model produces a revised solution y_2 from which the policy is updated via policy gradient with KL regularization (§3.4). The model is never exposed to correct solutions as generation targets — it receives only structured feedback identifying the first error step and its type.

3.1 Stage 1: Supervised Fine-Tuning Warm-up

The fine-tuning corpus comprises 2,494 physics problems sourced from JEE preparation materials (Pandey, 2020; Tipler, 1999; Pinsky, 1989; Halliday et al., 2014), distinct from all evaluation benchmarks. Each problem is paired with a numbered chain-of-thought solution across five domains: Mechanics, Electromagnetism, Thermodynamics, Waves & Optics, and Modern Physics.

The policy π_θ is initialized via LoRA adapters (Hu et al., 2022) on this corpus. This stage internalizes the step-indexed format required for the verifier to reliably identify individual reasoning steps; without it, reward computation lacks the structural consistency it depends on. Upon completion, the adapter weights are frozen as the reference policy π_{ref} , serving as the KL regularization anchor throughout Stage 2, and π_θ is reinitialized from these same weights as the starting point for reward-guided training. Hyperparameter details are

in Appendix A.

3.2 Stage 2: Step-Level Reward Mechanism

Physics reasoning failures exhibit three recurring patterns (Jaiswal et al., 2024): Problem Miscomprehension (MC), misidentified objective or misread quantities; Conceptual Misapplication (CM), wrong governing law or principle applied outside validity conditions; and Calculation Error (CE), correct setup but arithmetic or algebraic error in execution. Each error type is interdependent; classification follows MC, CM, CE priority order to route feedback accordingly (§3.3).

Verifier. Let x denote a physics problem and y^* its ground truth solution. An external verifier receives a model-generated solution y_1 and identifies the first step at which reasoning deviates from y^* , returning a structured error tuple $(e_1, c_1, \text{expl}_1)$: the index of the first error step e_1 , the error category $c_1 \in \{\text{MC}, \text{CM}, \text{CE}\}$, and a natural language explanation expl_1 . The verifier is GPT-4o, queried via the OpenAI API. The verifier operates exclusively at training time; no external model is queried at inference.

Reward. The step-level reward is defined as:

$$r = \frac{e_{\text{first}}}{n + 1} \quad (1)$$

where e_{first} is the step index of the first reasoning error and n is the total number of reasoning steps. This assigns higher reward to solutions that sustain

Problem: A conducting rod of mass $m = 0.1$ kg and length $L = 0.5$ m rotates with constant angular velocity $\omega = 10$ rad/s about one end in a uniform magnetic field $B = 0.2$ T perpendicular to the plane of rotation. The rod has resistance $R = 2$ Ω . Find: (a) the induced EMF, (b) the current through the rod, and (c) the torque required to maintain constant ω against magnetic braking.

Answer: EMF = 0.25 V, $I = 0.125$ A, $\tau = 0.00625$ N·m

CoT	RAG	SFT	DPO	Ours
Miscomprehension + Calculation Error	Concept Partial, Calculation Error	Wrong Formula, Error Propagates	Marginal Improvement, Error Persists	Error Located, Corrected, Solved
<pre> <problem_analysis> Rod rotates about one end. Find EMF, current, torque. Using $v = \omega L$ at tip. </problem_analysis> [...] <governing_equation> $\epsilon = BLv$ $v = \omega L = 5$ m/s [MC: treats tip velocity as uniform — wrong] </governing_equation> [...] <calculation> $\epsilon = 0.2 \times 0.5 \times 5 = 0.5$ V $I = 0.5/2 = 0.25$ A $\tau = BIL = 0.025$ N·m [CE: propagates from wrong EMF formula] </calculation> <final_answer> $\epsilon = 0.5$ V ✗ $I = 0.25$ A ✗ $\tau = 0.025$ N·m ✗ </final_answer> </pre>	<pre> <problem_analysis> Rotating rod in field. Retrieved: EMF for rotating rod. </problem_analysis> [...] <governing_equation> Retrieved: $\epsilon = \frac{1}{2} B\omega L^2$ $\tau = BIL_{eff}$ [CM: correct EMF, wrong torque formula] </governing_equation> [...] <calculation> $\epsilon = \frac{1}{2} \times 0.2 \times 10 \times 0.25 = 0.25$ V ✓ $I = 0.25/2 = 0.125$ A ✓ $\tau = BIL = 0.2 \times 0.125 \times 0.5 = 0.0125$ N·m [CE: uses L not $L/2$ for torque] </calculation> <final_answer> $\epsilon = 0.25$ V ✓ $I = 0.125$ A ✓ $\tau = 0.0125$ N·m ✗ </final_answer> </pre>	<pre> <problem_analysis> Rotating rod, uniform field. Find EMF, current, torque. </problem_analysis> [...] <governing_equation> $\epsilon = BLv_{avg}$ $v_{avg} = \omega L/2$ [CM: uses average velocity — wrong method] </governing_equation> [...] <calculation> $v_{avg} = 10 \times 0.5/2 = 2.5$ m/s $\epsilon = 0.2 \times 0.5 \times 2.5 = 0.25$ V [coincidence: wrong method, right value] $I = 0.125$ A ✓ $\tau = BIL = 0.0125$ N·m ✗ </calculation> <final_answer> $\epsilon = 0.25$ V ✓ $I = 0.125$ A ✓ $\tau = 0.0125$ N·m ✗ </final_answer> </pre>	<pre> <problem_analysis> Rotating conductor. Motional EMF, rotating rod. </problem_analysis> [...] <governing_equation> $\epsilon = \frac{1}{2} B\omega L^2$ $I = \epsilon/R$ [CM: correct formula] </governing_equation> [...] <calculation> $\epsilon = \frac{1}{2} \times 0.2 \times 10 \times 0.25 = 0.25$ V ✓ $I = 0.125$ A ✓ $\tau = BIL = 0.0125$ N·m [CE: same torque error persists] </calculation> <final_answer> $\epsilon = 0.25$ V ✓ $I = 0.125$ A ✓ $\tau = 0.0125$ N·m ✗ </final_answer> </pre>	<pre> <problem_analysis> Rotating rod in B. EMF by integration. Torque via $dF \times F$. </problem_analysis> [...] <governing_equation> $d\epsilon = B\omega r dr$ $\epsilon = \int_0^L B\omega r dr = \frac{1}{2} B\omega L^2$ $\tau = \int_0^L BILr dr = \frac{1}{2} BIL^2$ [correct: integrates over full length] </governing_equation> [...] <calculation> $\epsilon = \frac{1}{2} \times 0.2 \times 10 \times 0.25 = 0.25$ V ✓ $I = 0.25/2 = 0.125$ A ✓ $\tau = \frac{1}{2} \times 0.2 \times 0.125 \times 0.25 = 0.00625$ N·m ✓ </calculation> <final_answer> $\epsilon = 0.25$ V ✓ $I = 0.125$ A ✓ $\tau = 0.00625$ N·m ✓ </final_answer> </pre>
<p>Error Types: MC = Problem Miscomprehension CM = Conceptual Misapplication CE = Calculation Error ✓ Correct ✗ Incorrect [...] = tags omitted for brevity</p>				

Figure 2: **Targeted Feedback at the First Error Step Enables the Model to Reason Toward a Correct Solution.** Each column shows one Baseline responses on the same problem; red annotations mark the first error step and type, green checkmarks in <final_answer> indicate correct quantities. Structured feedback on the identified error step progressively corrects reasoning across revision passes. Discussed in §5.3 & §6.1

correct reasoning further into the chain, penalizing earlier failures more heavily regardless of error type. If the verifier returns no error ($e_1 = 0$), reward is set to 1.0 and the sample is skipped in the training loop.

3.3 Stage 3: Feedback Generation

The feedback generator \mathcal{F} receives the error tuple $(e_1, c_1, expl_1)$ and produces structured feedback p_1 conditioned on error type c_1 via one of three channels, all implemented using GPT-4o; feedback is generated only when $r_1 \leq \tau$, skipping solutions that already meet the reward threshold. For Problem Miscomprehension errors, a structured prompt instructs the model to re-read the problem statement and correct its understanding of the given conditions before regenerating. For Conceptual Misapplication errors, a retrieval query is issued against a vector store built from a physics formula corpus (National Testing Agency, 2023) using sentence-transformer embeddings (Reimers and Gurevych, 2019) to supply grounded governing principles and formulas rather than relying on GPT-4o generation alone; the retrieved content is combined with the error explanation into feedback identifying the correct physical law. For Calcula-

tion errors, Python code is generated to correctly perform the computation at the identified error step; the execution output is incorporated into feedback clarifying the correct calculation and the original arithmetic error.

3.4 Policy Update

The policy π_θ generates a revised solution $y_2 \sim \pi_\theta(\cdot | x, y_1, p_1)$, conditioned on the original problem x , the first attempt y_1 , and structured feedback p_1 . The revised solution is evaluated by the verifier to produce a second error tuple $(e_2, c_2, expl_2)$ and reward $r_2 = e_2/(n+1)$, where e_2 is the first error step index in y_2 evaluated against the ground truth solution y^* ; if the verifier returns no error, $r_2 = 1.0$.

The policy is updated via a policy gradient objective with KL regularization against the frozen reference policy π_{ref} — the Stage 1 SFT checkpoint:

$$\mathcal{L}(\theta) = - \left[(\log \pi_\theta(y_2 | x, y_1, p_1) - \log \pi_\theta(y_1 | x)) \cdot r_2 - \beta D_{KL}(\pi_\theta(\cdot | x) \| \pi_{ref}(\cdot | x)) \right] \quad (2)$$

where $\beta = 0.1$ controls KL regularization strength

Algorithm 1 : Step-Level Reward Training for Physics Reasoning in Small LMs

Require: Training dataset \mathcal{D} , policy π_θ (warm-started from Stage 1 SFT), reference policy π_{ref} (Stage 1 checkpoint, frozen), external verifier \mathcal{V} (GPT-4o), feedback generator \mathcal{F} , threshold $\tau = 0.9$

```
1: for each training step do
2:   Sample  $(x, y^*) \sim \mathcal{D}$ 
3:   Generate  $y_1 \sim \pi_\theta(\cdot | x)$ 
4:    $(e_1, c_1, \text{expl}_1) \leftarrow \mathcal{V}(y_1, y^*)$   $\triangleright$  Verify against ground truth
5:    $r_1 \leftarrow e_1 / (n + 1)$   $\triangleright$  Step-level reward
6:   if  $r_1 > \tau$  then
7:     continue  $\triangleright$  Initial solution correct; skip
8:   end if
9:    $p_1 \leftarrow \mathcal{F}(x, y_1, e_1, c_1, \text{expl}_1)$   $\triangleright$  Structured feedback
10:  Generate  $y_2 \sim \pi_\theta(\cdot | x, y_1, p_1)$   $\triangleright$  Revised solution
11:   $(e_2, c_2, \text{expl}_2) \leftarrow \mathcal{V}(y_2, y^*)$ 
12:   $r_2 \leftarrow e_2 / (n + 1)$ 
13:  Update  $\theta$  via Eq. 2  $\triangleright$  Policy gradient + KL
14: end for
```

and $\tau = 0.9$ determines early stopping; full sensitivity analysis is in Appendix A. Gradients are computed with respect to y_2 only; the log-probability of y_1 serves as a fixed baseline and is detached from the computation graph. The objective incentivizes improvement from y_1 to y_2 by weighting the log-probability gain by the step-level reward r_2 . The KL term prevents the policy from deviating excessively from the SFT initialization. The KL term is computed on $\pi_\theta(\cdot | x)$ rather than on the full conditioning context (x, y_1, p_1) , anchoring the policy to the base reasoning distribution established during warm-up independent of feedback quality. Full hyperparameter and code details are provided in Appendix A.

4 Experiments

4.1 Benchmark Datasets

We evaluate on five physics benchmarks spanning foundational to advanced reasoning difficulty: SciEval Static (Sun et al., 2024) (164 MCQ, introductory to intermediate), MMLU High School and College Physics (Hendrycks et al., 2020) (170 and 118 MCQ, foundational to undergraduate), JEEBench (Arora et al., 2023) (123 questions, multi-concept synthesis and mathematical derivation), and PhysicsQA (Jaiswal et al., 2024) (370 problems with verified chain-of-thought solutions enabling step-level evaluation, introduced in prior work). All benchmarks are used without filtering or subset selection; representative samples are provided in Appendix E.

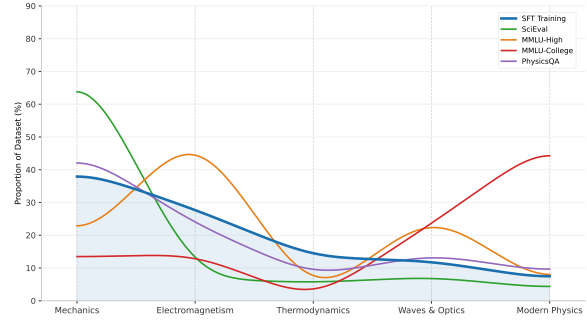


Figure 3: **Common Topic Distributions Confirm Data Similarity Across Training and Benchmarks.** Topic distribution (%) across the SFT training corpus and evaluation benchmarks; the same five domains appear in both but at substantially different proportions.

4.2 Models

We evaluate four open-source language models: Qwen 2.5 1.5B Instruct (Qwen Team, 2024), LLaMA 3.2 (1B and 3.2 3B) Instruct (Grattafiori et al., 2024), and Phi 3.5 Mini 3.8B Instruct (Microsoft Research, 2024). Each model is evaluated across five conditions: CoT, RAG, SFT, DPO, and our framework. All fine-tuned conditions (SFT, DPO, and our framework) are trained from identical pre-trained base weights, ensuring performance differences are attributable to the training objective rather than initialization. CoT and RAG baselines are evaluated via the Nebius API in default configuration; RAG augments the same inference with retrieved context from the physics formula corpus described in §3.3.

4.3 Baseline Setup

Chain-of-Thought (CoT). CoT prompting elicits step-by-step reasoning without any parameter update. Each model is prompted zero-shot with: “You are an expert physics assistant. Given a question, generate the final solution. Let’s think step by step.” This reflects each model’s intrinsic reasoning capability under standard inference conditions.

Retrieval-Augmented Generation (RAG).

RAG augments inference with externally retrieved physics knowledge. The retrieval corpus contains formulas and physical constants across five domains, with no worked examples or narrative explanations. The corpus is divided into 500-character segments with a 50-character overlap and embedded offline using `text-embedding-ada-002`. The resulting embeddings are stored in a local FAISS vector store. At inference time, the three most similar

Table 3: **Our Framework Leads on Easy Benchmarks; Knowledge Grounding via RAG Outperforms Fine-Tuning Approaches.** Final answer accuracy (%) confirms RAG improves over CoT across all models while SFT and DPO fail to consistently improve over CoT. Cell shading indicates per-row rank across conditions. Discussed in §5.2.

Model	SciEval-Static					MMLU-High					MMLU-College				
	CoT	RAG	FT	DPO	Ours	CoT	RAG	FT	DPO	Ours	CoT	RAG	FT	DPO	Ours
Qwen 2.5 1.5B	62.73	68.12	57.93	59.32	79.29	47.05	59.41	41.18	46.47	55.03	52.62	62.27	43.22	43.22	53.64
LLaMA 3.2 1B	44.51	57.37	55.49	56.93	68.09	30.58	38.02	42.35	39.41	55.29	33.63	45.82	38.14	36.44	57.89
LLaMA 3.2 3B	62.26	66.87	61.59	57.93	81.52	50.00	55.29	48.29	47.65	67.20	53.63	61.82	45.76	50.85	69.09
Phi 3.5 Mini 3.8B	62.43	61.01	59.17	56.87	65.19	55.17	60.53	55.97	56.12	65.83	65.63	67.27	62.77	64.34	73.12

Table 4: **Our Framework Consistently Outperforms on Hard Benchmarks Where All Baselines Remain Below 42%.** Final answer accuracy (%) shows CoT falling below 40%, SFT and DPO failing to surpass CoT, and RAG gains narrowing relative to Table 3. Cell shading indicates per-row rank across conditions. Discussed in §5.2.

Model	JEEBench					PhysicsQA				
	CoT	RAG	FT	DPO	Ours	CoT	RAG	FT	DPO	Ours
Qwen 2.5 1.5B	37.53	40.00	39.02	30.08	54.86	30.64	36.91	23.51	24.32	49.62
LLaMA 3.2 1B	32.52	35.50	28.46	35.77	49.17	21.35	28.64	23.24	18.92	39.02
LLaMA 3.2 3B	30.21	40.83	36.59	38.21	57.34	27.67	31.21	27.84	25.95	46.73
Phi 3.5 Mini 3.8B	35.90	41.25	38.04	41.65	50.23	33.35	41.59	39.19	41.49	53.22

chunks are retrieved using cosine similarity and inserted into the prompt. No external API is queried during inference. Full configuration details are provided in Appendix E.

Supervised Fine-Tuning (SFT). SFT trains each model on the 2,494-problem corpus using LoRA adapters (Hu et al., 2022) via the Hugging Face PEFT framework, pairing each problem with a structured chain-of-thought solution enforcing explicit reasoning steps. Training uses AdamW with learning rate $5e-5$, batch size 4, gradient accumulation 8, for 3 epochs on a single H100 GPU. Full configuration details are in Appendix E.

Direct Preference Optimization (DPO). DPO is applied on top of the SFT checkpoint using preference pairs from the same 2,494-problem corpus. Chosen solutions are verified for physical correctness; rejected solutions have errors injected at reasoning execution steps, directing the preference signal toward execution rather than problem interpretation. IPO loss is used in place of standard sigmoid DPO as it does not assume a consistent preference gap across pairs (Azar et al., 2023). Training uses AdamW with learning rate $2e-6$, batch size 2, gradient accumulation 16, for 1 epoch on a single H100 GPU. Full configuration details are in Appendix E.

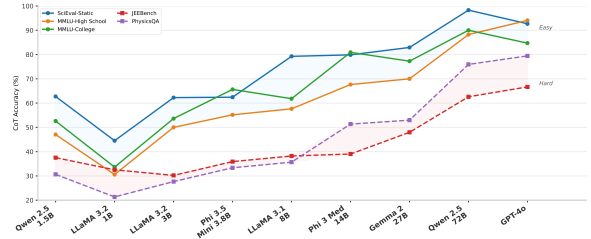


Figure 4: **Accuracy Improves With Model Size; Gains Are Larger on Easy Than Hard Benchmarks.** CoT accuracy (%) across models (1B–72B and GPT-4o); across SciEval, MMLU-High, MMLU-College (easy) and JEEBench, PhysicsQA (hard). Discussed in §5.1.

4.4 Evaluation

Final answer accuracy is the primary metric across all five benchmarks. We employ a three-step shadow protocol: Step 1 verifies answer correctness via string matching; Step 2 checks structural compliance across seven required XML tags; Step 3, applied only to structurally compliant solutions, attributes errors across the three error types using four human evaluators with qualifying scores in physics, chemistry, and mathematics at the national engineering entrance level. Cohen’s Kappa ranges from 0.75 to 0.89 across all models and benchmarks. Full protocol details and agreement scores are in Table 6 and Appendix E.

Table 5: **Calculation Error Reduces Most Consistently; Conceptual Misapplication Dominates Incorrect Predictions Across All Conditions.** Reasoning error distribution (%) among incorrect predictions on Benchmarks; cell shading indicates per-row error severity. LLaMA 3.2 1B shows simultaneous reduction across all three error types under our framework. Discussed in §5.3.

Model	MC (%) — Problem Miscomprehension					CM (%) — Conceptual Misapplication					CE (%) — Calculation Error				
	CoT	RAG	SFT	DPO	Ours	CoT	RAG	SFT	DPO	Ours	CoT	RAG	SFT	DPO	Ours
Qwen 2.5 1.5B	9.3	15.0	4.6	16.1	4.1	38.6	61.4	49.5	83.9	66.1	52.1	24.5	35.0	38.9	31.4
LLaMA 3.2 1B	22.3	34.1	38.7	25.3	12.0	89.7	79.5	93.0	97.3	68.7	55.0	45.5	49.6	30.0	27.5
LLaMA 3.2 3B	7.9	5.9	6.4	9.1	12.0	73.8	47.2	55.8	80.7	42.7	37.8	44.9	40.4	38.7	38.5
Phi 3.5 Mini 3.8B	8.1	6.0	6.7	8.3	6.4	50.8	57.9	44.6	55.6	56.7	56.9	26.4	62.5	27.8	23.5

Table 6: **Human Evaluation Confirms Reliability of Step-Level Assessment Across All Benchmarks.** Cohen’s Kappa between four human evaluators for step-level scoring across all evaluation samples. Discussed in §4.4.

Model	SciEval	MMLU	PhysicsQA	JEEBench
Qwen 2.5 1.5B	0.84	0.82	0.81	0.77
LLaMA 3.2 1B	0.81	0.79	0.78	0.75
LLaMA 3.2 3B	0.87	0.85	0.84	0.82
Phi 3.5 Mini 3.8B	0.89	0.88	0.86	0.84

5 Results

5.1 Accuracy Increases With Model Scale.

We evaluate CoT accuracy across nine models spanning 1B to 72B parameters across easy benchmarks (SciEval, MMLU-High, MMLU-College) and hard benchmarks (JEEBench, PhysicsQA), shown in Figure 4. Accuracy improves consistently as model scale increases on both benchmark types. On easy benchmarks, gains are steep — Qwen 2.5 72B reaches 98.3% on SciEval. On hard benchmarks, the same scaling trend holds but at lower absolute values — no model exceeds 80% on PhysicsQA regardless of scale, leaving step-level physics reasoning as an open challenge across all model sizes evaluated.

5.2 Accuracy Across Conditions.

We report final answer accuracy across five conditions on all five benchmarks across four models (Tables 3, 4). Our framework achieves the highest accuracy across all models and benchmarks; on easy benchmarks, LLaMA 3.2 3B reaches 81.52% on SciEval under our framework against 62.26% under CoT. RAG ranks second consistently on both easy and hard benchmarks, with gains over CoT higher on easy benchmarks and narrowing on hard benchmarks. SFT produces accuracy at or below

CoT across the majority of model-benchmark combinations; DPO shows the same pattern, with the most pronounced degradation observed for Qwen 2.5 1.5B on MMLU-College and PhysicsQA. Our framework does not rank first on MMLU-High and MMLU-College for Qwen 2.5 1.5B, where RAG ranks above it — the only two such conditions across both tables.

5.3 Reasoning Error Distribution Across Conditions.

We analyze the distribution of Problem Miscomprehension (MC), Conceptual Misapplication (CM), and Calculation Error (CE) among incorrect predictions on PhysicsQA across all five conditions (Table 5). DPO produces the largest CM increase of any condition: for Qwen 2.5 1.5B, CM rises from 38.6% under CoT to 83.9% under DPO, a 45.3 percentage point increase; for LLaMA 3.2 1B, CM rises from 89.7% to 97.3%, the highest proportion observed across any model or condition in this table. Under our framework, CE reduces consistently across three of four models — from 52.1% to 31.4% for Qwen 2.5 1.5B, from 55.0% to 27.5% for LLaMA 3.2 1B, and from 56.9% to 23.5% for Phi 3.5 Mini 3.8B — while LLaMA 3.2 3B shows no meaningful change in CE (37.8% to 38.5%). MC reduces for three of four models under our framework, with the exception of LLaMA 3.2 3B where MC increases from 7.9% to 12.0%. LLaMA 3.2 1B is the only model where all three error types reduce simultaneously, with MC dropping from 22.3% to 12.0%, CM from 89.7% to 68.7%, and CE from 55.0% to 27.5%. CM remains the largest error category across all models and conditions; under our framework, CM stays above 42% across all four models and increases relative to CoT for Qwen 2.5 1.5B and Phi 3.5 Mini 3.8B.

Table 7: **LLaMA 3.2 1B Benefits Across All Feedback Channels; Calculation Feedback Shows Largest Gains.** Ablation on PhysicsQA across feedback channels and baselines; green shading indicates error reduction under our framework, red shading indicates error increase. Discussed in §6.1.

Ours – Baseline (%)	Qwen 2.5 1.5B				LLaMA 3.2 1B				LLaMA 3.2 3B				Phi 3.5 Mini 3.8B			
Feedback Type	CoT	RAG	SFT	DPO	CoT	RAG	SFT	DPO	CoT	RAG	SFT	DPO	CoT	RAG	SFT	DPO
Problem Statement (MC)	+5.2	+10.9	+0.5	+12.0	+10.3	+22.1	+26.7	+13.3	-4.1	-6.1	-5.6	-2.9	+1.7	-0.4	+0.3	+1.9
Concept (CM)	-27.5	-4.7	-16.6	+17.8	+21.0	+10.8	+24.3	+28.6	+31.1	+4.5	+13.1	+38.0	-5.9	+1.2	-12.1	-1.1
Calculation (CE)	+20.7	-6.9	+3.6	+7.5	+27.5	+18.0	+22.1	+2.5	-0.7	+6.4	+1.9	+0.2	+33.4	+2.9	+39.0	+4.3

6 Discussion

6.1 Structured Error Feedback Improvement.

The reduction patterns in Table 7 are consistent across all four baseline comparisons, not only relative to CoT. Calculation feedback is the most consistent of the three channels, reducing Calculation errors across three of four models regardless of which baseline is compared. Concept feedback is most effective where DPO caused the most damage — models with the highest Conceptual Misapplication proportions under DPO (Table 5) show the largest reductions under our framework. Statement feedback is the least consistent, reducing Problem Miscomprehension errors for LLaMA 3.2 1B across all baselines but increasing them for LLaMA 3.2 3B across all baselines. Concept feedback increases Conceptual Misapplication errors for Qwen 2.5 1.5B relative to most baselines — the only model where this channel consistently shows negative values. These negative values indicate that feedback does not always correct the identified error; when feedback does not target the actual source of failure, the revised solution y_2 may introduce new errors. LLaMA 3.2 1B, which shows the highest baseline error rates, benefits from all three channels across all baseline comparisons.

6.2 Where Step-Level Reward and Feedback Fall Short.

Despite consistent accuracy gains, three failure patterns emerge from the results. Conceptual Misapplication errors persist above 42% across all models under our framework and increase relative to CoT for Qwen 2.5 1.5B and Phi 3.5 Mini 3.8B (Table 5); retrieval feedback supplies the correct governing principle but does not guarantee its correct application. Problem Miscomprehension errors increase for LLaMA 3.2 3B across all baseline comparisons (Table 7), where Conceptual Misapplication dominates at 73.8% under CoT and the training loop’s prioritization of conceptual correction may alter

problem interpretation as a secondary effect. The step-level reward signal depends on the verifier correctly classifying the error type; when classification is incorrect, feedback is routed to the wrong channel and y_2 is conditioned on feedback that does not address the actual failure.

7 Conclusion

Step-level reward training for physics reasoning in small language models identifies the first reasoning error in a solution, generates targeted structured feedback by error type, and trains the model via policy gradient with KL regularization, without access to correct solutions as generation targets and without preference data construction. Across four models and five physics benchmarks, the framework delivers accuracy gains of 17–20% over CoT prompting and 10–16% over all evaluated baselines, reducing Calculation errors by up to 33.4% and Problem Miscomprehension errors by up to 10.3%. Conceptual Misapplication errors persist above 42% across all conditions, remaining the most consistent unresolved failure mode across all evaluated settings.

8 Limitations

Our evaluation is restricted to physics benchmarks in English; whether the Problem Miscomprehension, Conceptual Misapplication, and Calculation Error taxonomy and the step-level reward signal generalize to other scientific domains or non-English corpora remains untested. Results are reported for single training runs of 2,494 samples over 60 epochs without multi-seed validation. The framework depends on GPT-4o for both error verification and structured feedback generation. This coupling means systematic GPT-4o classification errors would corrupt both the reward signal and feedback conditioning y_2 , without being detectable from accuracy metrics alone. Structured JSON output is required for reward computation; parse failures default to minimal reward and their fre-

quency is not reported. The step-level reward depends on regex-based step counting and LoRA adapters trained on seven-tag structured solutions; non-standard formatting would produce incorrect reward signals without detection. The CM and CE channels invoke GPT-4o via external API while baselines operate without equivalent resources, introducing a parity gap. Individual channels were not ablated; contribution is inferred from error-type reduction patterns. Per-iteration accuracy between y_1 and y_2 was not logged. The proportion of training samples skipped due to $r_1 > \tau$ was not logged during training; reporting this rate would clarify how often the early-stopping threshold is triggered and its effect on effective training corpus size. While topic distribution analysis confirms common domain proportions between the SFT corpus and evaluation benchmarks (Figure 3), no exact string matches were found between the SFT training corpus and JEEBench; however, formal semantic deduplication has not been performed and topical overlap cannot be fully ruled out.

9 Ethical Considerations

All datasets used for training and evaluation are publicly available and contain no personal data, sensitive information, or harmful content. The physics formula corpus is publicly available educational material. The 2,494 training samples are sourced from existing publicly available JEE physics problem sets; no new human annotation was conducted in this work. GPT-4o (OpenAI API) is used as the external verifier at training time; all four models are accessed via Nebius API for CoT inference. Experiments were conducted on H100 GPUs. Evaluation is restricted to English-language physics benchmarks; generalization to other languages or scientific domains is not claimed. Code, prompts, and training configurations are provided in the Appendix (§9).

References

Avinash Anand, Kritarth Prasad, Chhavi Kirtani, Ashwin R Nair, Mohit Gupta, Saloni Garg, Anurag Gautam, Snehal Buldeo, and Rajiv Ratn Shah. 2024. [Enhancing llms for physics problem-solving using reinforcement learning with human-ai feedback](#). *Preprint*, arXiv:2412.06827.

Daman Arora, Himanshu Gaurav Singh, and 1 others. 2023. [Have LLMs advanced enough? A challenging problem solving benchmark for large language models](#). *arXiv preprint arXiv:2305.15074*.

Mohammad Gheshlaghi Azar, Mark Rowland, Bilal Piot, Daniel Guo, Daniele Calandriello, Michal Valko, and Rémi Munos. 2023. [A general theoretical paradigm to understand learning from human preferences](#). *Preprint*, arXiv:2310.12036.

Johan Boye and Birger Myrberg. 2025. [Large language models for physics reasoning](#). *arXiv preprint arXiv:2502.11537*.

Guoxin Chen, Minpeng Liao, Chengxi Li, and Kai Fan. 2024. [Step-level value preference optimization for mathematical reasoning](#). In *Findings of the Association for Computational Linguistics: EMNLP 2024*.

Paul F Christiano, Jan Leike, Tom Brown, Miljan Martic, Shane Legg, and Dario Amodei. 2017. [Deep reinforcement learning from human preferences](#). *Advances in Neural Information Processing Systems*, 30.

Karl Cobbe, Vineet Kosaraju, Mohammad Bavarian, Mark Chen, Heewoo Jun, Lukasz Kaiser, Matthias Plappert, Jerry Tworek, Jacob Hilton, Reiichiro Nakano, and 1 others. 2021. [Training verifiers to solve math word problems](#). *arXiv preprint arXiv:2110.14168*.

Jingzhe Ding, Yan Cen, and Xinyuan Wei. 2023. [Using large language model to solve and explain physics word problems approaching human level](#). *arXiv preprint arXiv:2309.08182*.

Yao Fu, Hao Peng, Ashish Sabharwal, Peter Clark, and Tushar Khot. 2023. [Complexity-based prompting for multi-step reasoning](#). In *The Eleventh International Conference on Learning Representations*.

Aaron Grattafiori, Abhimanyu Dubey, Abhinav Jauhri, Abhinav Pandey, Abhishek Kadian, Ahmad Al-Dahle, and 1 others. 2024. [The Llama 3 herd of models](#). *arXiv preprint arXiv:2407.21783*.

David Halliday, Robert Resnick, and Jearl Walker. 2014. *Fundamentals of Physics*, 10th edition. Wiley.

Dan Hendrycks, Collin Burns, Steven Basart, Andy Zou, Mantas Mazeika, Dawn Song, and Jacob Steinhardt. 2020. [Measuring massive multitask language understanding](#). *arXiv preprint arXiv:2009.03300*.

Namgyu Ho, Laura Schmid, and Se-Young Yun. 2022. [Large language models are reasoning teachers](#). *arXiv preprint arXiv:2212.10071*.

Edward J Hu, Yelong Shen, Phillip Wallis, Zeyuan Allen-Zhu, Yuanzhi Li, Shean Wang, Lu Wang, and Weizhu Chen. 2022. [LoRA: Low-rank adaptation of large language models](#). *arXiv preprint arXiv:2106.09685*.

Jie Huang, Xinyun Chen, Swaroop Mishra, Huaixiu Steven Zheng, Adams Wei Yu, Xinying Song, and Denny Zhou. 2023. [Large language models cannot self-correct reasoning yet](#). *arXiv preprint arXiv:2310.01848*.

- Raj Jaiswal, Dhruv Jain, Harsh Parimal Papat, Avinash Anand, Abhishek Dharmadhikari, Atharva Marathe, and Rajiv Ratn Shah. 2024. [Improving physics reasoning in large language models using mixture of refinement agents](#). *Preprint*, arXiv:2412.00821.
- Aviral Kumar, Vincent Zhuang, Rishabh Agarwal, Yi Su, John D Co-Reyes, Avi Singh, Kate Baumli, Shariq Iqbal, Colton Bishop, Rebecca Roelofs, and 1 others. 2024. [Training language models to self-correct via reinforcement learning](#). *arXiv preprint arXiv:2409.12917*.
- Xin Lai, Zhuotao Tian, Yukang Chen, Senqiao Yang, Xiangru Peng, and Jiaya Jia. 2024a. [Step-DPO: Step-wise preference optimization for long-chain reasoning of LLMs](#). *arXiv preprint arXiv:2406.18629*.
- Xin Lai, Zhuotao Tian, Yukang Chen, Senqiao Yang, Xiangru Peng, and Jiaya Jia. 2024b. [Step-DPO: Step-wise preference optimization for long-chain reasoning of LLMs](#). *arXiv preprint arXiv:2406.18629*.
- Patrick Lewis, Ethan Perez, Aleksandra Piktus, Fabio Petroni, Vladimir Karpukhin, Naman Goyal, Heinrich Küttler, Mike Lewis, Wen-tau Yih, Tim Rocktäschel, and 1 others. 2020. [Retrieval-augmented generation for knowledge-intensive NLP tasks](#). *Advances in Neural Information Processing Systems*, 33:9459–9474.
- Xiaozhe Li, Feifei Sun, Yixin Zhang, Xinlong Xu, Jielong Jiang, Bhaskar Mitra, and Lucian Popa. 2024. [Evaluating the factuality of large language models using large-scale knowledge graphs](#). *arXiv preprint arXiv:2404.00216*.
- Yen-Ting Lin, Di Jin, Tengyu Xu, Tianhao Wu, Sainbayar Sukhbaatar, Chen Zhu, Yun He, Yun-Nung Chen, Jason Weston, Yuandong Tian, Arash Rahman, Sinong Wang, Hao Ma, and Han Fang. 2025. [Step-cto: Optimizing mathematical reasoning through stepwise binary feedback](#). *Preprint*, arXiv:2501.10799.
- Elita Lobo, Chirag Agarwal, and Himabindu Lakkaraju. 2024. [On the impact of fine-tuning on chain-of-thought reasoning](#). *arXiv preprint arXiv:2411.15382*.
- Haipeng Luo, Qingfeng Sun, Can Xu, Pu Zhao, Jianguang Lou, Chongyang Tao, Xiubo Geng, Qingwei Lin, Shifeng Chen, and Dongmei Zhang. 2023. [WizardMath: Empowering mathematical reasoning for large language models via reinforced evol-instruct](#). *arXiv preprint arXiv:2308.09583*.
- Aman Madaan, Niket Tandon, Prakhar Gupta, Skyler Hallinan, Luyu Gao, Sarah Wiegreffe, Uri Alon, Nouha Dziri, Shrimai Prabhumoye, Yiming Yang, and 1 others. 2024. [Self-refine: Iterative refinement with self-feedback](#). *Advances in Neural Information Processing Systems*, 36.
- Michael McCloskey and Neal J Cohen. 1989. Catastrophic interference in connectionist networks: The sequential learning problem. In *Psychology of Learning and Motivation*, volume 24, pages 109–165. Elsevier.
- Microsoft Research. 2024. [Phi-3 technical report: A highly capable language model locally on your phone](#). *arXiv preprint arXiv:2404.14219*.
- National Testing Agency. 2023. [NEET physics formula sheet](#). Physics formula reference used for retrieval corpus construction.
- Long Ouyang, Jeffrey Wu, Xu Jiang, Diogo Almeida, Carroll Wainwright, Pamela Mishkin, Chong Zhang, Sandhini Agarwal, Katarina Slama, Alex Ray, and 1 others. 2022. [Training language models to follow instructions with human feedback](#). *Advances in Neural Information Processing Systems*, 35:27730–27744.
- D. C. Pandey. 2020. *IIT JEE Physics: 35 Years Chapter-wise Solved Papers*. Arihant Publications.
- Xinyu Pang, Ruixin Hong, Zhanke Zhou, and 1 others. 2024. [Physics reasoner: Knowledge-augmented reasoning for solving physics problems with large language models](#). *arXiv preprint arXiv:2412.13791*.
- A. A. Pinsky. 1989. *Problems in Physics*. Mir Publishers.
- Qwen Team. 2024. [Qwen2 technical report](#). *arXiv preprint arXiv:2407.10671*.
- Rafael Rafailov, Archit Sharma, Eric Mitchell, Christopher D Manning, Stefano Ermon, and Chelsea Finn. 2023. [Direct preference optimization: Your language model is secretly a reward model](#). *Advances in Neural Information Processing Systems*, 36:53728–53741.
- Nils Reimers and Iryna Gurevych. 2019. [Sentence-BERT: Sentence embeddings using siamese BERT-networks](#). In *Proceedings of the 2019 Conference on Empirical Methods in Natural Language Processing*, pages 3982–3992.
- Noah Shinn, Federico Cassano, Ashwin Gopinath, Karthik Narasimhan, and Shunyu Yao. 2024. [Reflexion: Language agents with verbal reinforcement learning](#). *Advances in Neural Information Processing Systems*, 36.
- Aarohi Srivastava and 1 others. 2025. [Reasoning ability of small language models](#). *arXiv preprint arXiv:2502.11462*.
- Liangtai Sun, Yang Han, Zihan Zhao, Da Ma, Zhennan Shen, Baocai Chen, Lu Chen, and Kai Yu. 2024. [SciEval: A multi-level large language model evaluation benchmark for scientific research](#). In *Proceedings of the AAAI Conference on Artificial Intelligence*, volume 38, pages 19053–19061.
- Paul A. Tipler. 1999. *Physics for Scientists and Engineers*, 4th edition. W. H. Freeman and Company.

- Gladys Tyen, Hassan Mansoor, Victor Carbune, Peter Chen, and Tony Mak. 2024. [LLMs cannot find reasoning errors, but can correct them given the error location](#). In *Findings of the Association for Computational Linguistics: ACL 2024*.
- Jason Wei, Xuezhi Wang, Dale Schuurmans, Maarten Bosma, Fei Xia, Ed Chi, Quoc V Le, Denny Zhou, and 1 others. 2022. [Chain-of-thought prompting elicits reasoning in large language models](#). *Advances in Neural Information Processing Systems*, 35:24824–24837.
- Huimin Xu, Xin Mao, Feng-Lin Li, Xiaobao Wu, Wang Chen, Wei Zhang, and Anh Tuan Luu. 2025. [Full-step-DPO: Self-supervised preference optimization with step-wise rewards for mathematical reasoning](#). *arXiv preprint arXiv:2502.14356*.
- Yunxiang Zhang, Muhammad Khalifa, Lajanugen Logeswaran, Jaekyeom Kim, Moontae Lee, Honglak Lee, and Lu Wang. 2024. [Small language models need strong verifiers to self-correct reasoning](#). *arXiv preprint arXiv:2404.17140*.
- Zhuosheng Zhang, Aston Zhang, Mu Li, and Alex Smola. 2022. [Automatic chain of thought prompting in large language models](#). *arXiv preprint arXiv:2210.03493*.

Appendix

A Training Dataset Samples

The fine-tuning corpus comprises 2,494 high school-level physics problems sourced from standard Indian JEE preparation materials. Each problem is paired with a structured chain-of-thought solution formatted using seven XML tags: `<problem_analysis>`, `<principle>`, `<governing_equation>`, `<value_identification>`, `<substitution>`, `<calculation>`, and `<final_answer>`. This tag structure enforces explicit separation between physical reasoning and algebraic execution, and is consistent with the inference prompt used at evaluation time. Solutions were generated using an automated structuring prompt (see Appendix C) and verified for tag-level correctness before inclusion. Four representative samples are shown below, spanning Thermodynamics, Electromagnetism, Nuclear Physics, and Classical Mechanics.

Sample 1 (ID: 2162)

Thermodynamics — Adiabatic compression followed by isochoric heating, multi-part symbolic derivation

Two moles of an ideal monatomic gas, initially at pressure p_1 and volume V_1 , undergo adiabatic compression until its volume is V_2 . The gas is then given heat Q at constant volume V_2 . (a) Sketch the complete process on a P - V diagram. (b) Find the total work done by the gas, the total change in its internal energy, and the final temperature of the gas. [Give answers in terms of p_1, V_1, V_2, Q and R .]

Chain-of-Thought Solution — Sample 1

`<problem_analysis>`

Two sequential processes: (1) adiabatic compression $V_1 \rightarrow V_2$,
(2) isochoric heating at V_2 with heat Q .
Monatomic ideal gas, $n=2$ mol \Rightarrow $\gamma=5/3$, $C_v=3R/2$.
Find: total W , total DU , final temperature T_3 .

`</problem_analysis>`

`<principle>`

First Law of Thermodynamics: $dQ = dU + dW$.
Adiabatic: $dQ=0 \Rightarrow dU=-dW$. Isochoric: $dW=0 \Rightarrow dU=dQ$.

`</principle>`

`<governing_equation>`

Adiabatic: $p_1 V_1^\gamma = p_2 V_2^\gamma$
 $W_{\text{adiabatic}} = (p_1 V_1 - p_2 V_2) / (\gamma - 1)$
Isochoric: $W_2=0$, $DU_2=Q$

`</governing_equation>`

`<value_identification>`

$n=2$ mol, $\gamma=5/3$, $C_v=(3/2)R$
Initial: pressure p_1 , volume V_1 After compression: volume V_2
Heat added at constant volume: Q

`</value_identification>`

`<substitution>`

Substitute $p_2=p_1(V_1/V_2)^\gamma$ into W_1 :
 $W_1 = [p_1 V_1 / (\gamma - 1)] * [1 - (V_1/V_2)^{(\gamma - 1)}]$
 $= (3 * p_1 V_1 / 2) * [1 - (V_1/V_2)^{(2/3)}]$ [$\gamma=5/3$]
 $W_2=0 \Rightarrow W_{\text{total}}=W_1$
 $DU_1=-W_1=(3 * p_1 V_1 / 2) * [(V_1/V_2)^{(2/3)} - 1]$, $DU_2=Q$

`</substitution>`

`<calculation>`

$W = (3 * p_1 V_1 / 2) * [1 - (V_1/V_2)^{(2/3)}]$
 $DU = (3 * p_1 V_1 / 2) * [(V_1/V_2)^{(2/3)} - 1] + Q$
From $DU_1=n * C_v * (T_2 - T_1)$ and $Q=n * C_v * (T_3 - T_2)$, with $n=2$:
 $T_3 = Q / (3R) + (p_1 V_1) / (2R) * (V_1/V_2)^{(2/3)}$

`</calculation>`

`<final_answer>`

$W = (3 p_1 V_1 / 2) [1 - (V_1/V_2)^{(2/3)}]$
 $DU = (3 p_1 V_1 / 2) [(V_1/V_2)^{(2/3)} - 1] + Q$
 $T_3 = Q / (3R) + (p_1 V_1 / 2R) * (V_1/V_2)^{(2/3)}$

`</final_answer>`

Sample 2 (ID: 166)*Electromagnetism — Electron in crossed E and B fields, coupled ODEs reducing to cyclotron SHM*

An electron is released from the origin where a uniform electric field E exists along the negative y -axis and a uniform magnetic field B exists along the negative z -axis. Find the displacement of the electron along the y -axis when its velocity becomes perpendicular to the electric field for the first time.

Chain-of-Thought Solution — Sample 2**<problem_analysis>**

Electron (charge $-e$, mass m) starts from rest at origin.
 $E = -E\mathbf{j}$, $B = -B\mathbf{k}$. Velocity in xy -plane: $\mathbf{v} = v_x\mathbf{i} + v_y\mathbf{j}$.
 Condition: $v_y = 0$ (\mathbf{v} perpendicular to E). Find y at first $v_y = 0$ after $t = 0$.

<principle>

Lorentz force: $\mathbf{F} = q(\mathbf{E} + \mathbf{v} \times \mathbf{B})$.
 Coupled ODEs in v_x, v_y reduce to SHM in v_y (cyclotron motion).

<governing_equation>

$\mathbf{F} = -e(\mathbf{E} + \mathbf{v} \times \mathbf{B})$
 $\omega = eB/m$ (cyclotron frequency)
 $v_y(t) = (E/B)\sin(\omega t)$
 $y(t) = (E/B\omega)(1 - \cos(\omega t))$

<value_identification>

E = electric field magnitude, B = magnetic field magnitude
 e = electron charge, m = electron mass, $\omega = eB/m$
 Initial: $v_x(0) = v_y(0) = 0$

<substitution>

$\mathbf{F} = eE\mathbf{j} + eB(v_y\mathbf{i} - v_x\mathbf{j})$
 $dv_x/dt = (eB/m)v_y \quad \dots(1)$
 $dv_y/dt = (e/m)(E - v_xB) \quad \dots(2)$
 Differentiate (2), substitute (1): $d^2v_y/dt^2 = -\omega^2 v_y \Rightarrow$ SHM
 With $v_y(0) = 0$, $dv_y/dt(0) = eE/m$:
 $v_y(t) = (E/B)\sin(\omega t)$, $y(t) = (E/B\omega)(1 - \cos(\omega t))$

<calculation>

$v_y = 0$ first at: $\omega t = \pi \Rightarrow t = \pi m / (eB)$
 y at $t = t^*$: $y = (E/B\omega)(1 - \cos(\pi)) = 2E / (B\omega) = 2Em / (eB^2)$

<final_answer>

$$y = 2Em / (eB^2)$$

</final_answer>**Sample 3 (ID: 889)***Nuclear Physics — Radioactive decay chain, rate equations, population maximization (JEE 2001)*

A radioactive nucleus X decays to Y with $\lambda_X = 0.1 \text{ s}^{-1}$. Y decays to stable Z with $\lambda_Y = \frac{1}{30} \text{ s}^{-1}$. Initially only X nuclei are present, $N_0 = 10^{20}$. (a) Set up rate equations for N_X, N_Y, N_Z . (b) Given $N_Y(t) = \frac{N_0\lambda_X}{\lambda_X - \lambda_Y} [e^{-\lambda_Y t} - e^{-\lambda_X t}]$, find t at which N_Y is maximum and determine N_X, N_Z at that instant.

Chain-of-Thought Solution — Sample 3**<problem_analysis>**

Decay chain $X \rightarrow Y \rightarrow Z$ (Z stable). $N_X(0) = 10^{20}$, $N_Y(0) = N_Z(0) = 0$.
 Part (a): write coupled ODEs. Part (b): maximize $N_Y(t)$.

</problem_analysis>

<principle>

Radioactive decay rate proportional to current population.

N_Y sourced by X decay, depleted by Y decay.

</principle>

<governing_equation>

$$dN_X/dt = -\lambda_X * N_X \quad \dots(i)$$

$$dN_Y/dt = \lambda_X * N_X - \lambda_Y * N_Y \quad \dots(ii)$$

$$dN_Z/dt = \lambda_Y * N_Y \quad \dots(iii)$$

</governing_equation>

<value_identification>

$$\lambda_X = 0.1 \text{ s}^{-1}, \quad \lambda_Y = 1/30 \text{ s}^{-1}, \quad N_0 = 1e20$$

$$N_X(t) = N_0 * \exp(-\lambda_X * t)$$

</value_identification>

<substitution>

$$dN_Y/dt = 0 \Rightarrow \lambda_X * N_X = \lambda_Y * N_Y \quad \dots(iv)$$

Substitute N_X , N_Y into (iv) and simplify:

$$\lambda_X / \lambda_Y = \exp((\lambda_X - \lambda_Y) * t)$$

$$t^* = \ln(\lambda_X / \lambda_Y) / (\lambda_X - \lambda_Y)$$

</substitution>

<calculation>

$$t^* = \ln(3) / (2/30) = 15 * \ln(3) = 16.48 \text{ s}$$

$$N_X = 1e20 * \exp(-0.1 * 16.48) = 1.92e19$$

$$N_Y = N_X * \lambda_X / \lambda_Y = 1.92e19 * 3 = 5.76e19$$

$$N_Z = N_0 - N_X - N_Y = 2.32e19$$

</calculation>

<final_answer>

$$t^* = 15 \ln(3) = 16.48 \text{ s}$$

$$N_X = 1.92 \times 10^{19}, \quad N_Z = 2.32 \times 10^{19}$$

</final_answer>

Sample 4 (ID: 2248)

Classical Mechanics — Compound Atwood machine, constraint analysis, Newton's laws

Three blocks of masses m_1 , m_2 and m_3 are connected via a compound pulley system (pulley B is itself suspended from a string over a fixed pulley). All surfaces are frictionless; strings and pulleys are massless. Find the acceleration of m_1 .

Chain-of-Thought Solution — Sample 4

<problem_analysis>

m_1 on frictionless table, string over fixed pulley to movable pulley B .

m_2 and m_3 hang from B on either side.

a_0 = accel. of m_1 (right) = downward accel. of B .

a = accel. of m_2/m_3 relative to B .

Ground-frame: $m_2 \rightarrow (a_0 - a)$ down, $m_3 \rightarrow (a_0 + a)$ down.

</problem_analysis>

<principle>

Newton's Second Law for each body.

Fixed string lengths impose kinematic constraints.

Massless pulley B : net force = 0.

</principle>

<governing_equation>

$$\text{Pulley } B: 2T' = T \Rightarrow T' = T/2$$

$$m_1: T = m_1 * a_0 \quad \dots(ii)$$

$$m_2: m_2 * g - T/2 = m_2 * (a_0 - a) \quad \dots(iii)$$

$$m_3: m_3 * g - T/2 = m_3 * (a_0 + a) \quad \dots(iv)$$

</governing_equation>

<value_identification>

m_1, m_2, m_3 = block masses
 T = upper string tension, $T' = T/2$ = lower string tension
 a_0 = accel. of m_1 and B, a = relative accel. of m_2/m_3 w.r.t. B
</value_identification>

<substitution>

Substitute $T = m_1 a_0$ into (iii), (iv):

$$a_0 - a = g - \frac{m_1 a_0}{2 m_2} \quad \dots (iii')$$

$$a_0 + a = g - \frac{m_1 a_0}{2 m_3} \quad \dots (iv')$$

Add (iii') and (iv') to eliminate a :

$$2 a_0 = 2g - \frac{m_1 a_0}{2} \left(\frac{1}{m_2} + \frac{1}{m_3} \right)$$

</substitution>

<calculation>

$$a_0 \left[1 + \frac{m_1}{4} \left(\frac{1}{m_2} + \frac{1}{m_3} \right) \right] = g$$

$$a_0 = g / \left[1 + \frac{m_1}{4} \left(\frac{1}{m_2} + \frac{1}{m_3} \right) \right]$$

</calculation>

<final_answer>

$$a_0 = g / \left[1 + \frac{m_1}{4} \left(\frac{1}{m_2} + \frac{1}{m_3} \right) \right]$$

</final_answer>

All 2,494 training samples follow this structure. The dataset spans six physics domains: Mechanics, Electromagnetism, Thermodynamics, Waves, Optics, and Modern Physics. Difficulty is restricted to high school and early undergraduate level, consistent with the JEE source material.

A Verifier Prompt

The external verifier (GPT-4o) receives the model-generated solution y_1 and the ground truth solution y^* and returns a structured JSON object containing the first error step e_{first} , error type $c_1 \in \{\text{MC}, \text{CM}, \text{CE}\}$, and a natural language explanation expl_1 .

Listing 1: Verifier prompt used by GPT-4o to identify and classify the first reasoning error.

```
1 eval_prompt = """
2 You are a physics reasoning evaluator. Identify and explain
3 the first reasoning error (if any) in the model's solution.
4
5 Classify the error as one of:
6 - "Problem Miscomprehension": misreading given values or
7   problem conditions before any physics is applied.
8 - "Conceptual Error": wrong physics law, formula, or
9   principle applied.
10 - "Computational Error": arithmetic, calculus, or algebraic
11   mistake.
12
13 Return JSON:
14 {
15   "error_step": <first error step number>,
16   "error_type": "<one of the three categories>",
17   "error_explanation": "<plain text explanation>"
18 }
19
20 If no error:
21 {
22   "error_step": 0,
23   "error_type": "no_error",
24   "error_explanation": "No error in your solution."
25 }
26
27 Question: {question}
28 Ground Truth CoT: {cot_solution}
29 LLM Generated Solution: {error_solution}
30 """
```

B Step-Level Reward Computation

The reward $r = e_{\text{first}}/(n + 1)$ is computed from the verifier output. A solution with no error receives $r = 1.0$. Solutions where the first error occurs later in the chain receive higher reward.

Listing 2: Step-level reward computation from verifier output.

```
1 def generate_reward(sample, eval_model):
2     decoded = eval_model.invoke(
3         eval_prompt.format(
4             question=sample['question'],
5             cot_solution=sample['cot_solution'],
6             error_solution=sample['incorrect_solution']
7         )
8     ).content
9     decoded = ast.literal_eval(decoded)
10    error_step = decoded['error_step']
11
12    if error_step == 0:
13        reward = 1.0 # No error - full reward
14    else:
15        step_pattern = r"(?:#\s*)?Step\s+\d+:"
16        matches = re.findall(
17            step_pattern,
18            sample['incorrect_solution']
19        )
20        total_steps = len(matches) if matches else 1
21
22        # Earlier failure means lower reward
23        reward = error_step / (total_steps + 1)
24
25    return reward, decoded
```

C Structured Feedback Generation

Feedback is routed to one of three channels based on the classified error type. MC errors receive statement-level feedback directly from GPT-4o. CM errors invoke FeedbackRAGAgent using LLaMA 3.2 3B via Nebius API with ChromaDB retrieval over the NEET physics corpus. CE errors invoke CodeAgent using LLaMA 3.2 3B via Nebius API to execute corrected Python code.

Listing 3: Feedback routing by error type. MC errors receive statement feedback; CM errors invoke retrieval-augmented feedback; CE errors invoke code-execution feedback.

```
1 def generate_feedback(decoded, question):
2     if decoded['error_step'] == 0:
3         return "There is no error in your solution."
4
5     if decoded['error_type'] == 'Problem Miscomprehension':
6         # Statement feedback - direct prompt
7         feedback = feedback_prompt.format(
8             error_step=decoded['error_step'],
9             error_type=decoded['error_type'],
10            error_explanation=decoded['error_explanation']
11        )
12
13    elif decoded['error_type'] == 'Conceptual Error':
14        # Retrieval-augmented feedback via LLaMA 3.2 3B
15        agent = FeedbackRAGAgent(
16            pdf_path="physics-formulas-for-neet-2023.pdf",
17            chroma_path="./chroma_db_feedback",
18            embedding_model_name=
19                "sentence-transformers/all-MiniLM-L6-v2",
20            llm_model_name=
21                "meta-llama/Llama-3.2-3B-Instruct",
22            llm_api_base=
23                "https://api.studio.nebius.com/v1/"
24        )
25        feedback = agent.run_feedback_cycle(
26            question=question,
27            error_step=decoded["error_step"],
28            error_explanation=decoded["error_explanation"]
29        )
30
31    elif decoded['error_type'] == 'Computational Error':
32        # Code-execution feedback via LLaMA 3.2 3B
33        agent = CodeAgent(
34            question,
35            decoded['error_step'],
36            decoded['error_explanation'],
37            llm_model_name=
38                "meta-llama/Llama-3.2-3B-Instruct",
39            llm_api_base=
40                "https://api.studio.nebius.com/v1/"
41        )
42        feedback = agent.run()
43
44    return feedback
```

D Policy Gradient Training Objective

The policy is updated using REINFORCE with KL regularization. The loss penalizes the difference between attempt 1 and attempt 2 log-probabilities weighted by the step-level reward, minus a KL divergence term from the reference policy.

Listing 4: Policy gradient loss with KL regularization. r_2 is the step-level reward on the revised solution y_2 ; β controls the KL penalty weight.

```
1 loss = -(
2   (
3     (att2_log_probs * attempt2_answer_mask[:, 1:]).sum(-1)
4     / attempt2_answer_mask[:, 1:].sum(-1)
5     -
6     (att1_log_probs[:, 1:] * attempt1_answer_mask[:, 1:]).sum(-1)
7     / attempt1_answer_mask[:, 1:].sum(-1)
8   ) * reward2_tensor - beta2 * kl_div
9 ).mean()
```

E Training Hyperparameters

Hyperparameter	Value
Batch size	5
Stage 1 epochs (SFT)	10
Stage 2 epochs (RL)	60
Learning rate	5×10^{-6}
KL penalty β	0.1
Early stopping τ	0.9
Max prompt length	512 tokens
Max attempt length	1,240 tokens
LoRA rank	16
LoRA α	32
Temperature	1.0

Table 8: Training hyperparameters used across all four models. Discussed in §3.

B SFT Training Configuration

Supervised fine-tuning is performed on all four ultra-small models using LoRA (Hu et al., 2022) adapters via the Hugging Face PEFT framework. The warm-up stage trains each model on the 2,494-problem fine-tuning corpus for a fixed number of epochs, after which the LoRA adapter is frozen and used as the initialisation point for DPO training. All experiments use a fixed seed of 42 throughout for full reproducibility. Effective batch size equals $\text{per_device_batch_size} \times \text{gradient_accumulation_steps}$. All models use cosine learning rate scheduling, $\text{weight_decay}=0.01$, $\text{bf16}=\text{True}$, and are trained on a single H100 GPU.

Shared Configuration — All Models

```
task_type = CAUSAL_LM
target_modules = q_proj, k_proj, v_proj, o_proj,
                gate_proj, up_proj, down_proj
lora_dropout = 0.05
bias = none
packing = True
lr_scheduler_type = cosine
warmup_ratio = 0.05
weight_decay = 0.01
precision = bf16
hardware = single H100 GPU
seed = 42
alpha rule = alpha = 2 × r (consistent LoRA update magnitude)
```

Per-Model Hyperparameters

Model	r	alpha	LR	Epochs	Batch	Grad Accum	Eff. Batch	Seq Len
Qwen 2.5 1.5B	32	64	1e-4	3	4	8	32	4096
LLaMA 3.2 1B	32	64	1e-4	3	4	8	32	4096
LLaMA 3.2 3B	32	64	1e-4	3	4	8	32	4096
Phi 3.5 Mini 3.8B	64	128	5e-5	3	2	16	32	4096

All models share $\text{max_grad_norm}=1.0$. $\text{alpha} = 2 \times r$ is maintained throughout for consistent LoRA update magnitude scaling and cross-model comparability.

Training Prompt Format — Inference-Consistent Instruction Template

You are an expert physics assistant. You are given a physics problem. Your task is to generate the complete solution using exactly the following seven XML tags in order:

<problem_analysis>

Restate the givens, unknowns, domain, and assumptions.

<principle>

Name the physical law in plain English.

<governing_equation>

Give the symbolic formula only and define all symbols.

<value_identification>

List every given value explicitly with its units.

<substitution>

Substitute the values line by line and show each step.

<calculation>

Show the arithmetic step by step, carrying the units throughout.

<final_answer>

Give the answer with units and use `\boxed{}`.

Critical rules:

- Never skip a tag and never add extra tags.
- The `<governing_equation>` tag must use symbolic form only, with no numerical values.
- The `<substitution>` tag must reference the values listed in `<value_identification>` exactly.
- If the solution has multiple parts, repeat the complete tag structure for each part.

Question:

{question}

SFT Solution Structuring Prompt — Automated XML Conversion

You are converting physics solutions into a structured educational format. Your output must use exactly these seven XML tags in exactly this order. Never skip a tag. Never add extra tags.

<problem_analysis>

Restate the givens, unknowns, domain, and assumptions.

<principle>

Name the physical law in plain English.

<governing_equation>

Give the symbolic formula only and define all symbols.

<value_identification>

List every given value explicitly with its units.

<substitution>

Substitute the values line by line and show each step.

<calculation>

Show the arithmetic step by step, carrying the units throughout.

<final_answer>

Give the answer with units and use `\boxed{}`.

Critical rules:

- The `<value_identification>` tag must explicitly list EVERY numerical value from the problem statement.
- The `<governing_equation>` tag must contain symbolic expressions only, with no numerical values.
- The `<substitution>` tag must reference the values listed in `<value_identification>` exactly.
- Preserve all LaTeX mathematical notation.
- If the solution has multiple parts, repeat the complete tag structure for each part.

Problem:

{question}

Original Solution:

{solution}

Training time per model ranged from 45 to 60 minutes on a single H100 GPU. The resulting LoRA adapter is saved as a checkpoint and used directly as the starting point for DPO training, with no intermediate merging into the base model weights.

C DPO Dataset Samples and Configuration

Direct Preference Optimization is applied on top of the SFT LoRA checkpoint. Each DPO training pair consists of a *chosen* solution (fully correct, all seven tags structurally and physically consistent) and a *rejected* solution (structurally identical but with one critical error injected at a single tag). The error propagates as a domino through all subsequent tags, producing a fluent, complete, but physically incorrect solution. The `<problem_analysis>` and `<principle>` tags are held identical across chosen and rejected in every pair, isolating the preference signal to the reasoning execution rather than problem interpretation.

DPO Rejected Sample Generation Prompt

You are a physics expert tasked with generating a REJECTED (incorrect) response for a physics problem. This is meant to be used as a negative example in Direct Preference Optimization (DPO).

Your task is to generate a rejected solution that:

- closely follows the structure and reasoning style of the correct solution
- introduces a subtle but critical mistake, such as a physics misconception, mathematical error, or incorrect substitution, midway through the steps
- clearly results in an INCORRECT final answer
- maintains the same level of detail and formatting as the correct solution
- makes sure the LENGTH is similar to the accepted solution, with a similar token count
- uses exactly the same XML tags as the correct solution:

```
<problem_analysis>
<principle>
<governing_equation>
<value_identification>
<substitution>
<calculation>
<final_answer>
```

DO NOT include any meta-commentary. Output ONLY the flawed solution.

Problem:

{question}

Correct Solution (for reference):

{solution}

Now generate ONLY the flawed (rejected) solution:

Pair 1 (ID: 2162)

Thermodynamics — Adiabatic compression + isochoric heating

Error injected at <governing_equation>: γ set to $7/5$ (diatomic) instead of $5/3$ (monatomic). Domino propagates through substitution, calculation, and final answer.

Chosen — Correct

```
<problem_analysis>
Two sequential processes: (1) adiabatic compression  $V_1 \rightarrow V_2$ ,
(2) isochoric heating at  $V_2$  with heat  $Q$ .
Monatomic ideal gas,  $n=2$  mol  $\Rightarrow \gamma=5/3$ ,  $C_v=3R/2$ .
</problem_analysis>

<principle>
First Law of Thermodynamics:  $DQ=DU+DW$ .
Adiabatic:  $DQ=0 \Rightarrow DU=-W$ . Isochoric:  $DW=0 \Rightarrow DU=DQ$ .
</principle>

<governing_equation>
Adiabatic:  $p_1 \cdot V_1^\gamma = p_2 \cdot V_2^\gamma$  [ $\gamma=5/3$ , monatomic]
 $W_{\text{adiabatic}} = (p_1 \cdot V_1 - p_2 \cdot V_2) / (\gamma - 1)$ 
```

```

</governing_equation>
<value_identification>
n=2 mol, gamma=5/3, Cv=(3/2)R
Initial: p1, V1. After compression: V2. Heat added: Q.
</value_identification>
<substitution>
W1 = (3*p1*V1/2)*[1-(V1/V2)^(2/3)] [from gamma=5/3]
DU1=-W1=(3*p1*V1/2)*[(V1/V2)^(2/3)-1], DU2=Q
</substitution>
<calculation>
W = (3*p1*V1/2)*[1-(V1/V2)^(2/3)]
DU = (3*p1*V1/2)*[(V1/V2)^(2/3)-1] + Q
T3 = Q/(3R) + (p1*V1)/(2R)*(V1/V2)^(2/3)
</calculation>
<final_answer>
W=(3p1V1/2)[1-(V1/V2)^(2/3)], DU=(3p1V1/2)[(V1/V2)^(2/3)-1]+Q
T3=Q/(3R)+(p1V1/2R)*(V1/V2)^(2/3)
</final_answer>

```

Rejected — Error at <governing_equation>: $\gamma = 7/5$ used instead of $5/3$

```

<problem_analysis> [Identical to chosen] </problem_analysis>
<principle> [Identical to chosen] </principle>
<governing_equation>
Adiabatic: p1*V1^gamma = p2*V2^gamma [ERROR: gamma=7/5, diatomic value]
W_adiabatic = (p1*V1 - p2*V2)/(gamma-1)
</governing_equation>
<value_identification>
n=2 mol, gamma=7/5, Cv=(5/2)R [ERROR: wrong Cv for monatomic gas]
Initial: p1, V1. After compression: V2. Heat added: Q.
</value_identification>
<substitution>
W1 = (5*p1*V1/2)*[1-(V1/V2)^(2/5)] [wrong exponent from gamma=7/5]
DU1=-W1=(5*p1*V1/2)*[(V1/V2)^(2/5)-1], DU2=Q
</substitution>
<calculation>
W = (5*p1*V1/2)*[1-(V1/V2)^(2/5)] [WRONG]
DU = (5*p1*V1/2)*[(V1/V2)^(2/5)-1] + Q [WRONG]
T3 = Q/(5R) + (p1*V1)/(2R)*(V1/V2)^(2/5) [WRONG]
</calculation>
<final_answer>
W=(5p1V1/2)[1-(V1/V2)^(2/5)], DU=(5p1V1/2)[(V1/V2)^(2/5)-1]+Q
T3=Q/(5R)+(p1V1/2R)*(V1/V2)^(2/5) [INCORRECT]
</final_answer>

```

Pair 2 (ID: 166) Electromagnetism — Electron in crossed E and B fields

Error injected at <substitution>: force sign flipped — electron treated as positive charge. Domino propagates through velocity, displacement, and final answer.

Chosen — Correct

```

<problem_analysis>
Electron (charge -e, mass m) from rest at origin.
E=-E*j, B=-B*k. Find y when vy=0 first time after t=0.
</problem_analysis>

```

```

<principle>
Lorentz force:  $F=q(E+v \times B)$ . Coupled ODEs reduce to SHM in  $v_y$ .
</principle>

<governing_equation>
 $F=-e(E+v \times B)$ ,  $\omega=eB/m$ 
 $v_y(t)=(E/B)\sin(\omega t)$ ,  $y(t)=(E/B\omega)(1-\cos(\omega t))$ 
</governing_equation>

<value_identification>
 $E, B$ =field magnitudes,  $e$ =electron charge,  $m$ =electron mass
 $\omega=eB/m$ , Initial:  $v_x(0)=v_y(0)=0$ 
</value_identification>

<substitution>
 $F=-e(-E\hat{j}+v \times (-B\hat{k}))=eE\hat{j}+eB(v_y\hat{i}-v_x\hat{j})$ 
 $dv_x/dt=(eB/m)v_y \dots(1)$ ,  $dv_y/dt=(e/m)(E-v_xB) \dots(2)$ 
 $d^2v_y/dt^2=-\omega^2v_y \Rightarrow v_y=(E/B)\sin(\omega t)$ 
</substitution>

<calculation>
 $v_y=0$  at  $\omega t=\pi \Rightarrow t=\pi m/(eB)$ 
 $y=(E/B\omega)(1-\cos(\pi))=2Em/(eB^2)$ 
</calculation>

<final_answer>
 $y = 2Em/(eB^2)$ 
</final_answer>

```

Rejected — Error at <substitution>: charge sign flipped, $q = +e$

```

<problem_analysis> [Identical to chosen] </problem_analysis>
<principle> [Identical to chosen] </principle>
<governing_equation> [Identical to chosen] </governing_equation>
<value_identification> [Identical to chosen] </value_identification>

<substitution>
 $F=+e(-E\hat{j}+v \times (-B\hat{k}))$  [ERROR: sign flipped,  $q=+e$  used]
 $=-eE\hat{j}+eB(\dots)$ 
 $dv_x/dt=-(eB/m)v_y \dots(1)$ ,  $dv_y/dt=(e/m)(v_xB-E) \dots(2)$ 
 $d^2v_y/dt^2=-\omega^2v_y \Rightarrow v_y=-(E/B)\sin(\omega t)$  [wrong sign]
</substitution>

<calculation>
 $v_y=0$  at  $\omega t=\pi \Rightarrow t=\pi m/(eB)$  [same time, wrong trajectory]
 $y=-(E/B\omega)(1-\cos(\pi))=-2Em/(eB^2)$  [WRONG: negative displacement]
</calculation>

<final_answer>
 $y = -2Em/(eB^2)$  [INCORRECT: electron displaced in wrong direction]
</final_answer>

```

All DPO pairs follow this structure. The <problem_analysis> and <principle> tags are identical across chosen and rejected in every pair. The error is introduced at exactly one tag and propagates consistently through all subsequent tags, producing a fluent, structurally complete, but physically incorrect rejected solution. This controlled design ensures the preference signal targets reasoning quality rather than structural formatting.

DPO Training Configuration — Shared (All Models)

```
loss_type = ipo
label_smoothing = 0.05
max_prompt_length = 256
lr_scheduler_type = cosine
warmup_ratio = 0.1
gradient_checkpointing = True
reference_free = False
optimizer = AdamW
epochs = 1
seed = 42
```

Per-Model Hyperparameters

Model	beta	LR	Batch	Grad Accum	Eff. Batch	max_grad_norm	max_length
Qwen 2.5 1.5B	0.10	2e-6	2	16	32	1.0	4096
LLaMA 3.2 1B	0.10	2e-6	2	16	32	1.0	4096
LLaMA 3.2 3B	0.10	2e-6	2	16	32	1.0	4096
Phi 3.5 Mini 3.8B	0.05	1e-6	1	16	16	0.5	4096

beta is set lower for Phi 3.5 Mini to preserve pretrained physics knowledge acquired during SFT. Learning rate decreases with model size as larger models are more sensitive to weight updates post-LoRA. Each DPO training run takes approximately 1.5–2 hours on a single H100 GPU. Early stopping is applied based on validation loss to prevent over-optimisation.

E Retrieval-Augmented Generation (RAG) Setup

RAG is used as a strong baseline that provides models with external physics knowledge at inference time, without any parameter updates. The design intentionally constrains what is retrievable to isolate the model's reasoning ability from its recall ability — the system can retrieve the correct formula but must still apply it correctly.

Knowledge Base

The retrieval corpus is a concise physics formula sheet covering six domains: Mechanics, Waves, Optics, Heat and Thermodynamics, Electricity and Magnetism, and Modern Physics, together with a table of standard physical constants. The corpus contains *only* symbolic formulas, definitions, and physical constants — it explicitly excludes narrative explanations, worked examples, and problem-solving strategies. This design ensures the model cannot locate and reproduce a pre-existing solution. The model must still perform all critical reasoning steps: identifying the relevant formula from context, performing correct substitution, and executing the calculation. The full formula sheet used as the RAG knowledge base is shown in Figure 5.

Chunking and Embedding Configuration

The formula sheet is chunked into segments of 500 characters with a 50-character overlap to preserve context across formula boundaries. Chunks are embedded using OpenAI's text-embedding-ada-002 model and stored in a vector store built with LangChain.

Chunking strategy = 500-character segments, 50-character overlap

Embedding model = text-embedding-ada-002 (OpenAI)

Vector store = LangChain FAISS

Retrieval = top- k = 3 most similar chunks

Similarity metric = cosine similarity

Inference Prompt — RAG Instruction Template

You are an expert physics assistant. Use the provided context to solve the physics problem below. Think step by step.

Context (retrieved physics formulas):

{retrieved_chunks}

Question:

{question}

Using the context above, provide a complete step-by-step solution. Your final answer should be clearly stated at the end.

The RAG baseline receives identical prompting structure to all other conditions. The only difference is the injected context block. No parameter updates are performed during RAG inference — the knowledge base is static across all models and benchmarks.

0.1: Physical Constants

Speed of light	c	3×10^8 m/s
Planck constant	h	6.63×10^{-34} J s
	hc	1242 eV-nm
Gravitation constant	G	6.67×10^{-11} m ³ kg ⁻¹ s ⁻²
Boltzmann constant	k	1.38×10^{-23} J/K
Molar gas constant	R	8.314 J/(mol K)
Avogadro's number	N_A	6.023×10^{23} mol ⁻¹
Charge of electron	e	1.602×10^{-19} C
Permeability of vacuum	μ_0	$4\pi \times 10^{-7}$ N/A ²
Permittivity of vacuum	ϵ_0	8.85×10^{-12} F/m
Coulomb constant	$\frac{1}{4\pi\epsilon_0}$	9×10^9 N m ² /C ²
Faraday constant	F	96485 C/mol
Mass of electron	m_e	9.1×10^{-31} kg
Mass of proton	m_p	1.6726×10^{-27} kg
Mass of neutron	m_n	1.6749×10^{-27} kg
Atomic mass unit	u	1.66×10^{-27} kg
Atomic mass unit	u	931.49 MeV/c ²
Stefan-Boltzmann constant	σ	5.67×10^{-8} W/(m ² K ⁴)
Rydberg constant	R_∞	1.097×10^7 m ⁻¹
Bohr magneton	μ_B	9.27×10^{-24} J/T
Bohr radius	a_0	0.529×10^{-10} m
Standard atmosphere	atm	1.01325×10^5 Pa
Wien displacement constant	b	2.9×10^{-3} m K

1 MECHANICS

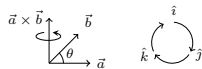
1.1: Vectors

Notation: $\vec{a} = a_x \hat{i} + a_y \hat{j} + a_z \hat{k}$

Magnitude: $a = |\vec{a}| = \sqrt{a_x^2 + a_y^2 + a_z^2}$

Dot product: $\vec{a} \cdot \vec{b} = a_x b_x + a_y b_y + a_z b_z = ab \cos \theta$

Cross product:



$$\vec{a} \times \vec{b} = (a_y b_z - a_z b_y) \hat{i} + (a_z b_x - a_x b_z) \hat{j} + (a_x b_y - a_y b_x) \hat{k}$$

$$|\vec{a} \times \vec{b}| = ab \sin \theta$$

1.2: Kinematics

Average and Instantaneous Vel. and Accel.:

$$\vec{v}_{av} = \Delta \vec{r} / \Delta t,$$

$$\vec{v}_{inst} = d\vec{r}/dt$$

$$\vec{a}_{av} = \Delta \vec{v} / \Delta t$$

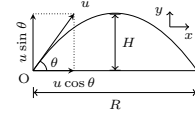
$$\vec{a}_{inst} = d\vec{v}/dt$$

Motion in a straight line with constant a :

$$v = u + at, \quad s = ut + \frac{1}{2}at^2, \quad v^2 - u^2 = 2as$$

Relative Velocity: $\vec{v}_{A/B} = \vec{v}_A - \vec{v}_B$

Projectile Motion:



$$x = ut \cos \theta, \quad y = ut \sin \theta - \frac{1}{2}gt^2$$

$$y = x \tan \theta - \frac{g}{2u^2 \cos^2 \theta} x^2$$

$$T = \frac{2u \sin \theta}{g}, \quad R = \frac{u^2 \sin 2\theta}{g}, \quad H = \frac{u^2 \sin^2 \theta}{2g}$$

1.3: Newton's Laws and Friction

Linear momentum: $\vec{p} = m\vec{v}$

Newton's first law: inertial frame.

Newton's second law: $\vec{F} = \frac{d\vec{p}}{dt}, \quad \vec{F} = m\vec{a}$

Newton's third law: $\vec{F}_{AB} = -\vec{F}_{BA}$

Frictional force: $f_{static, max} = \mu_s N, \quad f_{kinetic} = \mu_k N$

Banking angle: $\frac{v^2}{rg} = \tan \theta, \quad \frac{v^2}{rg} = \frac{\mu + \tan \theta}{1 - \mu \tan \theta}$

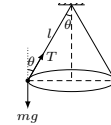
Centripetal force: $F_c = \frac{mv^2}{r}, \quad a_c = \frac{v^2}{r}$

Pseudo force: $\vec{F}_{pseudo} = -m\vec{a}_0, \quad F_{centrifugal} = -\frac{mv^2}{r}$

Minimum speed to complete vertical circle:

$$v_{min, bottom} = \sqrt{5gl}, \quad v_{min, top} = \sqrt{gl}$$

Conical pendulum: $T = 2\pi \sqrt{\frac{l \cos \theta}{g}}$



1.4: Work, Power and Energy

Work: $W = \vec{F} \cdot \vec{S} = FS \cos \theta, \quad W = \int \vec{F} \cdot d\vec{S}$

Kinetic energy: $K = \frac{1}{2}mv^2 = \frac{p^2}{2m}$

Potential energy: $F = -\partial U / \partial x$ for conservative forces.

$$U_{gravitational} = mgh, \quad U_{spring} = \frac{1}{2}kx^2$$

Work done by conservative forces is path independent and depends only on initial and final points:
 $\oint \vec{F}_{conservative} \cdot d\vec{r} = 0.$

Work-energy theorem: $W = \Delta K$

Figure 5: The physics formula sheet used as the RAG knowledge base. The corpus is strictly limited to formulas, definitions, and physical constants. It explicitly lacks narrative explanations, problem-solving strategies, or worked examples, ensuring the RAG system acts as a formula reference rather than a solution retriever.

Mechanical energy: $E = U + K$. Conserved if forces are conservative in nature.

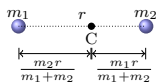
Power $P_{av} = \frac{\Delta W}{\Delta t}$, $P_{inst} = \vec{F} \cdot \vec{v}$

1.5: Centre of Mass and Collision

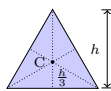
Centre of mass: $x_{cm} = \frac{\sum x_i m_i}{\sum m_i}$, $x_{cm} = \frac{\int x dm}{\int dm}$

CM of few useful configurations:

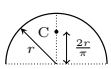
- m_1, m_2 separated by r :



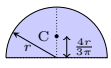
- Triangle (CM \equiv Centroid) $y_c = \frac{h}{3}$



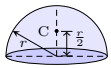
- Semicircular ring: $y_c = \frac{2r}{\pi}$



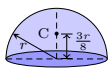
- Semicircular disc: $y_c = \frac{4r}{3\pi}$



- Hemispherical shell: $y_c = \frac{r}{2}$



- Solid Hemisphere: $y_c = \frac{3r}{8}$



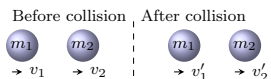
- Cone: the height of CM from the base is $h/4$ for the solid cone and $h/3$ for the hollow cone.

Motion of the CM: $M = \sum m_i$

$\vec{v}_{cm} = \frac{\sum m_i \vec{v}_i}{M}$, $\vec{p}_{cm} = M \vec{v}_{cm}$, $\vec{a}_{cm} = \frac{\vec{F}_{ext}}{M}$

Impulse: $\vec{J} = \int \vec{F} dt = \Delta \vec{p}$

Collision:



Momentum conservation: $m_1 v_1 + m_2 v_2 = m_1 v_1' + m_2 v_2'$
 Elastic Collision: $\frac{1}{2} m_1 v_1^2 + \frac{1}{2} m_2 v_2^2 = \frac{1}{2} m_1 v_1'^2 + \frac{1}{2} m_2 v_2'^2$
 Coefficient of restitution:

$e = \frac{-(v_1' - v_2')}{v_1 - v_2} = \begin{cases} 1, & \text{completely elastic} \\ 0, & \text{completely in-elastic} \end{cases}$

If $v_2 = 0$ and $m_1 \ll m_2$ then $v_1' = -v_1$.
 If $v_2 = 0$ and $m_1 \gg m_2$ then $v_2' = 2v_1$.
 Elastic collision with $m_1 = m_2$: $v_1' = v_2$ and $v_2' = v_1$.

1.6: Rigid Body Dynamics

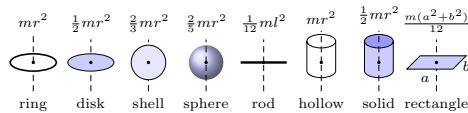
Angular velocity: $\omega_{av} = \frac{\Delta \theta}{\Delta t}$, $\omega = \frac{d\theta}{dt}$, $\vec{v} = \vec{\omega} \times \vec{r}$

Angular Accel.: $\alpha_{av} = \frac{\Delta \omega}{\Delta t}$, $\alpha = \frac{d\omega}{dt}$, $\vec{a} = \vec{\alpha} \times \vec{r}$

Rotation about an axis with constant α :

$\omega = \omega_0 + \alpha t$, $\theta = \omega t + \frac{1}{2} \alpha t^2$, $\omega^2 - \omega_0^2 = 2\alpha \theta$

Moment of Inertia: $I = \sum_i m_i r_i^2$, $I = \int r^2 dm$



Theorem of Parallel Axes: $I_{||} = I_{cm} + md^2$



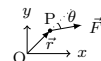
Theorem of Perp. Axes: $I_z = I_x + I_y$



Radius of Gyration: $k = \sqrt{I/m}$

Angular Momentum: $\vec{L} = \vec{r} \times \vec{p}$, $\vec{L} = I\vec{\omega}$

Torque: $\vec{\tau} = \vec{r} \times \vec{F}$, $\vec{\tau} = \frac{d\vec{L}}{dt}$, $\tau = I\alpha$



Conservation of \vec{L} : $\vec{\tau}_{ext} = 0 \implies \vec{L} = \text{const.}$

Equilibrium condition: $\sum \vec{F} = \vec{0}$, $\sum \vec{\tau} = \vec{0}$

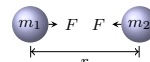
Kinetic Energy: $K_{rot} = \frac{1}{2} I \omega^2$

Dynamics:

$\vec{\tau}_{cm} = I_{cm} \vec{\alpha}$, $\vec{F}_{ext} = m \vec{a}_{cm}$, $\vec{p}_{cm} = m \vec{v}_{cm}$
 $K = \frac{1}{2} m v_{cm}^2 + \frac{1}{2} I_{cm} \omega^2$, $\vec{L} = I_{cm} \vec{\omega} + \vec{r}_{cm} \times m \vec{v}_{cm}$

1.7: Gravitation

Gravitational force: $F = G \frac{m_1 m_2}{r^2}$



Potential energy: $U = -\frac{GMm}{r}$

Gravitational acceleration: $g = \frac{GM}{R^2}$

Variation of g with depth: $g_{inside} \approx g (1 - \frac{h}{R})$

Variation of g with height: $g_{outside} \approx g (1 - \frac{2h}{R})$

Effect of non-spherical earth shape on g:

$g_{at pole} > g_{at equator}$ ($\because R_e - R_p \approx 21 \text{ km}$)

Effect of earth rotation on apparent weight:

Figure 5 continued (Page 2).

2 Waves

2.1: Waves Motion

General equation of wave: $\frac{\partial^2 y}{\partial x^2} = \frac{1}{v^2} \frac{\partial^2 y}{\partial t^2}$.

Notation: Amplitude A , Frequency ν , Wavelength λ , Period T , Angular Frequency ω , Wave Number k ,

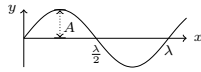
$$T = \frac{1}{\nu} = \frac{2\pi}{\omega}, \quad v = \nu\lambda, \quad k = \frac{2\pi}{\lambda}$$

Progressive wave travelling with speed v :

$$y = f(t - x/v), \rightsquigarrow +x; \quad y = f(t + x/v), \rightsquigarrow -x$$

Progressive sine wave:

$$y = A \sin(kx - \omega t) = A \sin(2\pi(x/\lambda - t/T))$$



2.2: Waves on a String

Speed of waves on a string with mass per unit length μ and tension T : $v = \sqrt{T/\mu}$

Transmitted power: $P_{av} = 2\pi^2 \mu v A^2 \nu^2$

Interference:

$$y_1 = A_1 \sin(kx - \omega t), \quad y_2 = A_2 \sin(kx - \omega t + \delta)$$

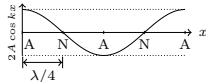
$$y = y_1 + y_2 = A \sin(kx - \omega t + \epsilon)$$

$$A = \sqrt{A_1^2 + A_2^2 + 2A_1 A_2 \cos \delta}$$

$$\tan \epsilon = \frac{A_2 \sin \delta}{A_1 + A_2 \cos \delta}$$

$$\delta = \begin{cases} 2n\pi, & \text{constructive;} \\ (2n+1)\pi, & \text{destructive.} \end{cases}$$

Standing Waves:

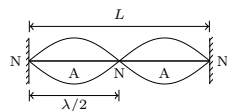



$$y_1 = A_1 \sin(kx - \omega t), \quad y_2 = A_2 \sin(kx + \omega t)$$



$$y = y_1 + y_2 = (2A \cos kx) \sin \omega t$$

$$x = \begin{cases} (n + \frac{1}{2}) \frac{\lambda}{2}, & \text{nodes; } n = 0, 1, 2, \dots \\ n \frac{\lambda}{2}, & \text{antinodes. } n = 0, 1, 2, \dots \end{cases}$$

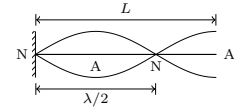
String fixed at both ends:






1. Boundary conditions: $y = 0$ at $x = 0$ and at $x = L$
2. Allowed Freq.: $L = n \frac{\lambda}{2}$, $\nu = \frac{n}{2L} \sqrt{\frac{T}{\mu}}$, $n = 1, 2, 3, \dots$
3. Fundamental/1st harmonics: $\nu_0 = \frac{1}{2L} \sqrt{\frac{T}{\mu}}$ 

4. 1st overtone/2nd harmonics: $\nu_1 = \frac{2}{2L} \sqrt{\frac{T}{\mu}}$ 
5. 2nd overtone/3rd harmonics: $\nu_2 = \frac{3}{2L} \sqrt{\frac{T}{\mu}}$ 
6. All harmonics are present.

String fixed at one end:



1. Boundary conditions: $y = 0$ at $x = 0$
2. Allowed Freq.: $L = (2n+1) \frac{\lambda}{4}$, $\nu = \frac{2n+1}{4L} \sqrt{\frac{T}{\mu}}$, $n = 0, 1, 2, \dots$
3. Fundamental/1st harmonics: $\nu_0 = \frac{1}{4L} \sqrt{\frac{T}{\mu}}$ 
4. 1st overtone/3rd harmonics: $\nu_1 = \frac{3}{4L} \sqrt{\frac{T}{\mu}}$ 
5. 2nd overtone/5th harmonics: $\nu_2 = \frac{5}{4L} \sqrt{\frac{T}{\mu}}$ 
6. Only odd harmonics are present.

Sonometer: $\nu \propto \frac{1}{L}$, $\nu \propto \sqrt{T}$, $\nu \propto \frac{1}{\sqrt{\mu}}$, $\nu = \frac{n}{2L} \sqrt{\frac{T}{\mu}}$

2.3: Sound Waves

Displacement wave: $s = s_0 \sin \omega(t - x/v)$

Pressure wave: $p = p_0 \cos \omega(t - x/v)$, $p_0 = (B\omega/v)s_0$

Speed of sound waves:

$$v_{\text{liquid}} = \sqrt{\frac{B}{\rho}}, \quad v_{\text{solid}} = \sqrt{\frac{Y}{\rho}}, \quad v_{\text{gas}} = \sqrt{\frac{\gamma P}{\rho}}$$

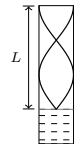
Intensity: $I = \frac{2\pi^2 B}{v} s_0^2 \nu^2 = \frac{p_0^2 \nu}{2B} = \frac{p_0^2}{2\rho v}$

Standing longitudinal waves:

$$p_1 = p_0 \sin \omega(t - x/v), \quad p_2 = p_0 \sin \omega(t + x/v)$$

$$p = p_1 + p_2 = 2p_0 \cos kx \sin \omega t$$

Closed organ pipe:





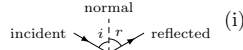
1. Boundary condition: $y = 0$ at $x = 0$
2. Allowed freq.: $L = (2n+1) \frac{\lambda}{4}$, $\nu = (2n+1) \frac{v}{4L}$, $n = 0, 1, 2, \dots$
3. Fundamental/1st harmonics: $\nu_0 = \frac{v}{4L}$ 
4. 1st overtone/3rd harmonics: $\nu_1 = 3\nu_0 = \frac{3v}{4L}$ 

Figure 5 continued (Page 4).

3 Optics

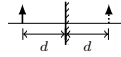
3.1: Reflection of Light

Laws of reflection:



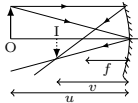
Incident ray, reflected ray, and normal lie in the same plane (ii) $\angle i = \angle r$

Plane mirror:



(i) the image and the object are equidistant from mirror (ii) virtual image of real object

Spherical Mirror:

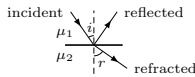


1. Focal length $f = R/2$
2. Mirror equation: $\frac{1}{v} + \frac{1}{u} = \frac{1}{f}$
3. Magnification: $m = -\frac{v}{u}$

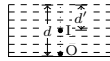
3.2: Refraction of Light

Refractive index: $\mu = \frac{\text{speed of light in vacuum}}{\text{speed of light in medium}} = \frac{c}{v}$

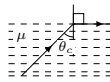
Snell's Law: $\frac{\sin i}{\sin r} = \frac{\mu_2}{\mu_1}$



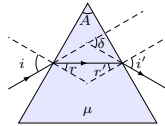
Apparent depth: $\mu = \frac{\text{real depth}}{\text{apparent depth}} = \frac{d}{d'}$



Critical angle: $\theta_c = \sin^{-1} \frac{1}{\mu}$

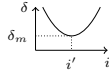


Deviation by a prism:

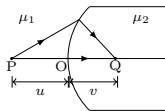


$\delta = i + e' - A$, general result
 $\mu = \frac{\sin \frac{A + \delta_m}{2}}{\sin \frac{A}{2}}$, $i = e'$ for minimum deviation

$\delta_m = (\mu - 1)A$, for small A



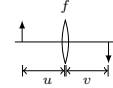
Refraction at spherical surface:



$\frac{\mu_2}{v} - \frac{\mu_1}{u} = \frac{\mu_2 - \mu_1}{R}$, $m = \frac{\mu_1 v}{\mu_2 u}$

Lens maker's formula: $\frac{1}{f} = (\mu - 1) \left[\frac{1}{R_1} - \frac{1}{R_2} \right]$

Lens formula: $\frac{1}{v} - \frac{1}{u} = \frac{1}{f}$, $m = \frac{v}{u}$



Power of the lens: $P = \frac{1}{f}$, P in diopter if f in metre.

Two thin lenses separated by distance d :

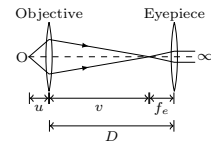
$\frac{1}{F} = \frac{1}{f_1} + \frac{1}{f_2} - \frac{d}{f_1 f_2}$



3.3: Optical Instruments

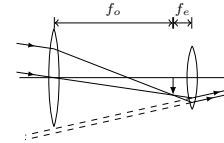
Simple microscope: $m = D/f$ in normal adjustment.

Compound microscope:



1. Magnification in normal adjustment: $m = \frac{v}{u} \frac{D}{f_e}$
2. Resolving power: $R = \frac{1}{\Delta d} = \frac{2\mu \sin \theta}{\lambda}$

Astronomical telescope:



1. In normal adjustment: $m = -\frac{f_o}{f_e}$, $L = f_o + f_e$
2. Resolving power: $R = \frac{1}{\Delta \theta} = \frac{1}{1.22 \lambda}$

3.4: Dispersion

Cauchy's equation: $\mu = \mu_0 + \frac{A}{\lambda^2}$, $A > 0$

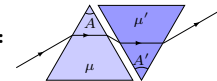
Dispersion by prism with small A and i :

1. Mean deviation: $\delta_y = (\mu_y - 1)A$
2. Angular dispersion: $\theta = (\mu_v - \mu_r)A$

Dispersive power: $\omega = \frac{\mu_v - \mu_r}{\mu_y - 1} \approx \frac{\theta}{\delta_y}$ (if A and i small)

Dispersion without deviation:

$(\mu_y - 1)A + (\mu'_y - 1)A' = 0$



Deviation without dispersion:

$(\mu_v - \mu_r)A = (\mu'_v - \mu'_r)A'$

Figure 5 continued (Page 6).

4 Heat and Thermodynamics

4.1: Heat and Temperature

Temp. scales: $F = 32 + \frac{9}{5}C$, $K = C + 273.16$

Ideal gas equation: $pV = nRT$, n : number of moles

van der Waals equation: $(p + \frac{a}{V^2})(V - b) = nRT$

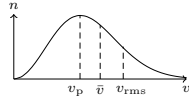
Thermal expansion: $L = L_0(1 + \alpha\Delta T)$,
 $A = A_0(1 + \beta\Delta T)$, $V = V_0(1 + \gamma\Delta T)$, $\gamma = 2\beta = 3\alpha$

Thermal stress of a material: $\frac{F}{A} = Y\frac{\Delta l}{l}$

4.2: Kinetic Theory of Gases

General: $M = mN_A$, $k = R/N_A$

Maxwell distribution of speed:



RMS speed: $v_{rms} = \sqrt{\frac{3kT}{m}} = \sqrt{\frac{3RT}{M}}$

Average speed: $\bar{v} = \sqrt{\frac{8kT}{\pi m}} = \sqrt{\frac{8RT}{\pi M}}$

Most probable speed: $v_p = \sqrt{\frac{2kT}{m}}$

Pressure: $p = \frac{1}{3}\rho v_{rms}^2$

Equipartition of energy: $K = \frac{1}{2}kT$ for each degree of freedom. Thus, $K = \frac{f}{2}kT$ for molecule having f degrees of freedoms.

Internal energy of n moles of an ideal gas is $U = \frac{f}{2}nRT$.

4.3: Specific Heat

Specific heat: $s = \frac{Q}{m\Delta T}$

Latent heat: $L = Q/m$

Specific heat at constant volume: $C_v = \left. \frac{\Delta Q}{n\Delta T} \right|_V$

Specific heat at constant pressure: $C_p = \left. \frac{\Delta Q}{n\Delta T} \right|_p$

Relation between C_p and C_v : $C_p - C_v = R$

Ratio of specific heats: $\gamma = C_p/C_v$

Relation between U and C_v : $\Delta U = nC_v\Delta T$

Specific heat of gas mixture:

$$C_v = \frac{n_1C_{v1} + n_2C_{v2}}{n_1 + n_2}, \quad \gamma = \frac{n_1C_{p1} + n_2C_{p2}}{n_1C_{v1} + n_2C_{v2}}$$

Molar internal energy of an ideal gas: $U = \frac{f}{2}RT$,
 $f = 3$ for monatomic and $f = 5$ for diatomic gas.

4.4: Thermodynamic Processes

First law of thermodynamics: $\Delta Q = \Delta U + \Delta W$

Work done by the gas:

$$\Delta W = p\Delta V, \quad W = \int_{V_1}^{V_2} p dV$$

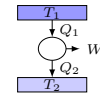
$$W_{\text{isothermal}} = nRT \ln \left(\frac{V_2}{V_1} \right)$$

$$W_{\text{isobaric}} = p(V_2 - V_1)$$

$$W_{\text{adiabatic}} = \frac{p_1V_1 - p_2V_2}{\gamma - 1}$$

$$W_{\text{isochoric}} = 0$$

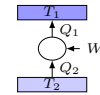
Efficiency of the heat engine:



$$\eta = \frac{\text{work done by the engine}}{\text{heat supplied to it}} = \frac{Q_1 - Q_2}{Q_1}$$

$$\eta_{\text{carnot}} = 1 - \frac{Q_2}{Q_1} = 1 - \frac{T_2}{T_1}$$

Coeff. of performance of refrigerator:



$$\text{COP} = \frac{Q_2}{W} = \frac{Q_2}{Q_1 - Q_2}$$

Entropy: $\Delta S = \frac{\Delta Q}{T}$, $S_f - S_i = \int_i^f \frac{\Delta Q}{T}$

$$\text{Const. } T : \Delta S = \frac{Q}{T}, \quad \text{Varying } T : \Delta S = ms \ln \frac{T_f}{T_i}$$

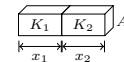
Adiabatic process: $\Delta Q = 0$, $pV^\gamma = \text{constant}$

4.5: Heat Transfer

Conduction: $\frac{\Delta Q}{\Delta t} = -KA \frac{\Delta T}{x}$

Thermal resistance: $R = \frac{x}{KA}$

$$R_{\text{series}} = R_1 + R_2 = \frac{1}{A} \left(\frac{x_1}{K_1} + \frac{x_2}{K_2} \right)$$

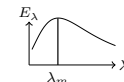


$$\frac{1}{R_{\text{parallel}}} = \frac{1}{R_1} + \frac{1}{R_2} = \frac{1}{x} (K_1A_1 + K_2A_2)$$



Kirchhoff's Law: $\frac{\text{emissive power}}{\text{absorptive power}} = \frac{E_{\text{body}}}{a_{\text{body}}} = E_{\text{blackbody}}$

Wien's displacement law: $\lambda_m T = b$

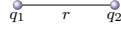


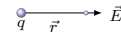
Stefan-Boltzmann law: $\frac{\Delta Q}{\Delta t} = \sigma eAT^4$

Newton's law of cooling: $\frac{dT}{dt} = -bA(T - T_0)$

5 Electricity and Magnetism

5.1: Electrostatics

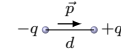
Coulomb's law: $\vec{F} = \frac{1}{4\pi\epsilon_0} \frac{q_1 q_2}{r^2} \hat{r}$ 

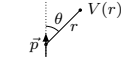
Electric field: $\vec{E}(\vec{r}) = \frac{1}{4\pi\epsilon_0} \frac{q}{r^2} \hat{r}$ 

Electrostatic energy: $U = -\frac{1}{4\pi\epsilon_0} \frac{q_1 q_2}{r}$

Electrostatic potential: $V = \frac{1}{4\pi\epsilon_0} \frac{q}{r}$

$$dV = -\vec{E} \cdot d\vec{r}, \quad V(\vec{r}) = -\int_{\infty}^{\vec{r}} \vec{E} \cdot d\vec{r}$$

Electric dipole moment: $\vec{p} = q\vec{d}$ 

Potential of a dipole: $V = \frac{1}{4\pi\epsilon_0} \frac{p \cos \theta}{r^2}$ 

Field of a dipole:

$$E_r = \frac{1}{4\pi\epsilon_0} \frac{2p \cos \theta}{r^3}, \quad E_\theta = \frac{1}{4\pi\epsilon_0} \frac{p \sin \theta}{r^3}$$

Torque on a dipole placed in \vec{E} : $\vec{\tau} = \vec{p} \times \vec{E}$

Pot. energy of a dipole placed in \vec{E} : $U = -\vec{p} \cdot \vec{E}$

5.2: Gauss's Law and its Applications

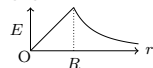
Electric flux: $\phi = \oint \vec{E} \cdot d\vec{S}$

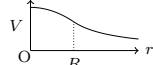
Gauss's law: $\oint \vec{E} \cdot d\vec{S} = q_{\text{in}}/\epsilon_0$

Field of a uniformly charged ring on its axis:

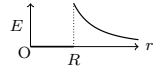
$$E_P = \frac{1}{4\pi\epsilon_0} \frac{qx}{(a^2+x^2)^{3/2}}$$

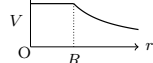

E and V of a uniformly charged sphere:

$$E = \begin{cases} \frac{1}{4\pi\epsilon_0} \frac{Qr}{R^3}, & \text{for } r < R \\ \frac{1}{4\pi\epsilon_0} \frac{Q}{r^2}, & \text{for } r \geq R \end{cases}$$


$$V = \begin{cases} \frac{Q}{8\pi\epsilon_0 R} \left(3 - \frac{r^2}{R^2}\right), & \text{for } r < R \\ \frac{1}{4\pi\epsilon_0} \frac{Q}{r}, & \text{for } r \geq R \end{cases}$$


E and V of a uniformly charged spherical shell:

$$E = \begin{cases} 0, & \text{for } r < R \\ \frac{1}{4\pi\epsilon_0} \frac{Q}{r^2}, & \text{for } r \geq R \end{cases}$$


$$V = \begin{cases} \frac{1}{4\pi\epsilon_0} \frac{Q}{R}, & \text{for } r < R \\ \frac{1}{4\pi\epsilon_0} \frac{Q}{r}, & \text{for } r \geq R \end{cases}$$


Field of a line charge: $E = \frac{\lambda}{2\pi\epsilon_0 r}$

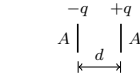
Field of an infinite sheet: $E = \frac{\sigma}{2\epsilon_0}$

Field in the vicinity of conducting surface: $E = \frac{\sigma}{\epsilon_0}$

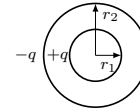
5.3: Capacitors

Capacitance: $C = q/V$

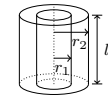
Parallel plate capacitor: $C = \epsilon_0 A/d$



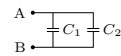
Spherical capacitor: $C = \frac{4\pi\epsilon_0 r_1 r_2}{r_2 - r_1}$



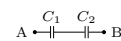
Cylindrical capacitor: $C = \frac{2\pi\epsilon_0 l}{\ln(r_2/r_1)}$



Capacitors in parallel: $C_{\text{eq}} = C_1 + C_2$



Capacitors in series: $\frac{1}{C_{\text{eq}}} = \frac{1}{C_1} + \frac{1}{C_2}$



Force between plates of a parallel plate capacitor:

$$F = \frac{Q^2}{2A\epsilon_0}$$

Energy stored in capacitor: $U = \frac{1}{2} CV^2 = \frac{Q^2}{2C} = \frac{1}{2} QV$

Energy density in electric field E: $U/V = \frac{1}{2} \epsilon_0 E^2$

Capacitor with dielectric: $C = \frac{\epsilon_0 K A}{d}$

5.4: Current electricity

Current density: $j = i/A = \sigma E$

Drift speed: $v_d = \frac{1}{2} \frac{eE}{m} \tau = \frac{i}{neA}$

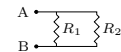
Resistance of a wire: $R = \rho l/A$, where $\rho = 1/\sigma$

Temp. dependence of resistance: $R = R_0(1 + \alpha \Delta T)$

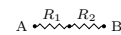
Ohm's law: $V = iR$

Kirchhoff's Laws: (i) *The Junction Law*: The algebraic sum of all the currents directed towards a node is zero i.e., $\sum_{\text{node}} I_i = 0$. (ii) *The Loop Law*: The algebraic sum of all the potential differences along a closed loop in a circuit is zero i.e., $\sum_{\text{loop}} \Delta V_i = 0$.

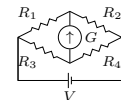
Resistors in parallel: $\frac{1}{R_{\text{eq}}} = \frac{1}{R_1} + \frac{1}{R_2}$



Resistors in series: $R_{\text{eq}} = R_1 + R_2$



Wheatstone bridge:



Balanced if $R_1/R_2 = R_3/R_4$.

Electric Power: $P = V^2/R = I^2 R = IV$

Figure 5 continued (Page 8).

6 Modern Physics

6.1: Photo-electric effect

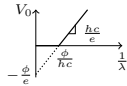
Photon's energy: $E = h\nu = hc/\lambda$

Photon's momentum: $p = h/\lambda = E/c$

Max. KE of ejected photo-electron: $K_{\max} = h\nu - \phi$

Threshold freq. in photo-electric effect: $\nu_0 = \phi/h$

Stopping potential: $V_o = \frac{hc}{e} \left(\frac{1}{\lambda}\right) - \frac{\phi}{e}$



de Broglie wavelength: $\lambda = h/p$

6.2: The Atom

Energy in n th Bohr's orbit:

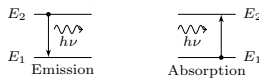
$$E_n = -\frac{mZ^2e^4}{8\epsilon_0^2h^2n^2}, \quad E_n = -\frac{13.6Z^2}{n^2} \text{ eV}$$

Radius of the n th Bohr's orbit:

$$r_n = \frac{\epsilon_0h^2n^2}{\pi mZe^2}, \quad r_n = \frac{n^2a_0}{Z}, \quad a_0 = 0.529 \text{ \AA}$$

Quantization of the angular momentum: $l = \frac{n\hbar}{2\pi}$

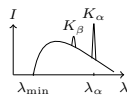
Photon energy in state transition: $E_2 - E_1 = h\nu$



Wavelength of emitted radiation: for a transition from n th to m th state:

$$\frac{1}{\lambda} = RZ^2 \left[\frac{1}{n^2} - \frac{1}{m^2} \right]$$

X-ray spectrum: $\lambda_{\min} = \frac{hc}{eV}$



Moseley's law: $\sqrt{\nu} = a(Z - b)$

X-ray diffraction: $2d \sin \theta = n\lambda$

Heisenberg uncertainty principle:

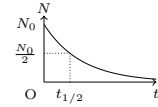
$$\Delta p \Delta x \geq h/(2\pi), \quad \Delta E \Delta t \geq h/(2\pi)$$

6.3: The Nucleus

Nuclear radius: $R = R_0A^{1/3}, \quad R_0 \approx 1.1 \times 10^{-15} \text{ m}$

Decay rate: $\frac{dN}{dt} = -\lambda N$

Population at time t : $N = N_0e^{-\lambda t}$



Half life: $t_{1/2} = 0.693/\lambda$

Average life: $t_{av} = 1/\lambda$

Population after n half lives: $N = N_0/2^n$.

Mass defect: $\Delta m = [Zm_p + (A - Z)m_n] - M$

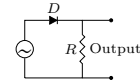
Binding energy: $B = [Zm_p + (A - Z)m_n - M] c^2$

Q -value: $Q = U_i - U_f$

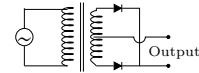
Energy released in nuclear reaction: $\Delta E = \Delta mc^2$
where $\Delta m = m_{\text{reactants}} - m_{\text{products}}$.

6.4: Vacuum tubes and Semiconductors

Half Wave Rectifier:



Full Wave Rectifier:



Triode Valve:

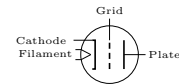


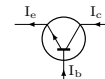
Plate resistance of a triode: $r_p = \left. \frac{\Delta V_p}{\Delta i_p} \right|_{\Delta V_g=0}$

Transconductance of a triode: $g_m = \left. \frac{\Delta i_p}{\Delta V_g} \right|_{\Delta V_p=0}$

Amplification by a triode: $\mu = - \left. \frac{\Delta V_p}{\Delta V_g} \right|_{\Delta i_p=0}$

Relation between r_p , μ , and g_m : $\mu = r_p \times g_m$

Current in a transistor: $I_e = I_b + I_c$



α and β parameters of a transistor: $\alpha = \frac{I_c}{I_e}, \quad \beta = \frac{I_c}{I_b}, \quad \beta = \frac{\alpha}{1-\alpha}$

Transconductance: $g_m = \frac{\Delta I_c}{\Delta V_{be}}$

Logic Gates:

A	B	AND AB	OR A+B	NAND \overline{AB}	NOR $\overline{A+B}$	XOR $AB + \overline{AB}$
0	0	0	0	1	1	0
0	1	0	1	1	0	1
1	0	0	1	1	0	1
1	1	1	1	0	0	0

Figure 5 continued (Page 11).

F Evaluation Pipeline

We evaluate model outputs using a three-step shadow evaluation protocol that combines automated verification with LLM-based error analysis. Each sample produces a shadow list $[S_1, S_2, S_3]$ where each entry is No (correct / no error) or Yes (incorrect / error present).

Shadow List Classification Logic

S1 (Answer)	S2 (Tags)	S3 (Errors)	Classification
No	No	No	True Positive — fully correct
Yes	Yes	Yes	True Negative — all errors present
Yes	No	Yes	True Negative — needs human verification
Yes	No	No	Ambiguous — wrong answer, no detectable error

S1 = answer correctness, S2 = tag compliance, S3 = step-level error presence.

F.1 Three-Step Protocol

Step 1 — Answer Verification (automated). The `\boxed{}` content is extracted from the `<final_answer>` tag and normalised (whitespace, \LaTeX formatting, case). Returns No (correct) or Yes (wrong / no boxed answer found). No LLM is involved.

Step 2 — Tag Compliance (automated). All seven required XML tags are checked for presence and closure: `<problem_analysis>`, `<principle>`, `<governing_equation>`, `<value_identification>`, `<substitution>`, `<calculation>`, `<final_answer>`. Returns No (all present) or Yes (any tag missing). Step 3 is skipped if Step 2 returns Yes.

Step 3 — Error Analysis (LLM-based). An LLM judge evaluates the model's solution across three independent dimensions: Problem Miscomprehension (MC), Conceptual Misapplication (CM), and Calculation Error (CE).

F.2 Step 3 Error Analysis Prompt

Question: {question}

Generated Solution: {solution}

Original Answer: {answer}

Problem ID: {problem_id}

1. Problem Comprehension:

1. Does the solution attempt to address the correct objective asked in the question?
2. Are the correct values, variables, and notations from the question being used?

2. Concept Application:

1. Check the solution against the relevant physics concepts and formulas required.
2. Verify whether the correct physics concepts and formulas are applied.

Important: Do not verify mathematical reasoning or calculations.

Focus only on whether the correct physics concepts are applied.

3. Calculation Accuracy:

Check each step and verify all mathematical calculations, including arithmetic, algebraic manipulation, substitutions, integration, differentiation, fractions, exponents, and numerical approximations.

Output format (strictly follow; no extra text):

Problem Miscomprehension Flag: [Yes/No]

Concept Error Flag: [Yes/No]

Calculation Error Flag: [Yes/No]
Judgement Key: [Correct/Incorrect]

F.3 Erroneous Solution Examples

Three samples from PhysicsQA, one per error type. The erroneous tag is highlighted in each rejected solution to show exactly what the Step 3 judge detects.

Example 1 *Problem Miscomprehension (MC) — model swaps given quantity*

A gas can be taken from A to B via two processes ACB and ADB. Path ACB: $Q = 60 \text{ J}$, $W = 30 \text{ J}$. Path ADB: $W = 10 \text{ J}$. Find heat flow in path ADB. **Ground Truth: (c) 40 J**

Correct Solution

```
<value_identification>  $Q_{ACB} = 60 \text{ J}$ ,  $W_{ACB} = 30 \text{ J}$ ;  $W_{ADB} = 10 \text{ J}$ ,  $Q_{ADB} = ?$  </value_identification>
<substitution>  $\Delta U = 60 - 30 = 30 \text{ J}$ ;  $30 = Q_{ADB} - 10$  </substitution>
<calculation>  $Q_{ADB} = 40 \text{ J}$  </calculation>
<final_answer> (c) 40 J </final_answer>
```

Erroneous — MC: $W = 10 \text{ J}$ misread as $Q = 10 \text{ J}$

```
<value_identification> Path ADB:  $Q=10 \text{ J}$  [ERROR:  $W=10 \text{ J}$  misread as  $Q=10 \text{ J}$ ] </value_identification>
<substitution>  $\Delta U = 30 \text{ J}$ ;  $30 = 10 - W_{ADB}$  </substitution>
<final_answer> (d) 20 J [INCORRECT] </final_answer>
```

Problem Miscomprehension Flag: Yes Concept Error Flag: No Calculation Error Flag: No
Judgement Key: Incorrect

Example 2 *Conceptual Misapplication (CM) — monatomic C_p applied to diatomic gas*

Diatomic rigid gas does $W = 10 \text{ J}$ at constant pressure. Find heat absorbed. **Ground Truth: (c) 35 J**

Correct Solution

```
<governing_equation> rigid diatomic:  $C_v = 5R/2$ ,  $C_p = 7R/2$ ;  $\Delta Q/\Delta W = C_p/R = 7/2$  </governing_equation>
<substitution>  $\Delta Q = 10 \times (7/2) = 35 \text{ J}$  </substitution>
<final_answer> (c) 35 J </final_answer>
```

Erroneous — CM: monatomic $C_p = 5R/2$ used instead of diatomic $7R/2$

```
<governing_equation>  $C_v = 3R/2$ ,  $C_p = 5R/2$  [ERROR: monatomic values for diatomic gas] </governing_equation>
<substitution>  $\Delta Q = 10 \times (5/2) = 25 \text{ J}$  [WRONG] </substitution>
```

<final_answer> (d) 20 J [INCORRECT] </final_answer>

Problem Miscomprehension Flag: No Concept Error Flag: **Yes** Calculation Error Flag: No
Judgement Key: Incorrect

Example 3 *Calculation Error (CE) — correct concept, arithmetic error in final multiplication*

Helium in fixed 67.2 L cylinder at STP. Heat for $\Delta T = 20$ K? [$R = 8.31 \text{ J mol}^{-1} \text{ K}^{-1}$] **Ground Truth: (c) 748 J**

Correct Solution

<calculation> $\Delta Q = 3 \times 1.5 \times 8.31 \times 20 = 747.9 \approx 748 \text{ J}$ </calculation>

<final_answer> (c) 748 J </final_answer>

Erroneous — CE: dropped factor of 2 in multiplication

<problem_analysis> [Identical] </problem_analysis>
<principle> [Identical] </principle>
<governing_equation> [Identical] </governing_equation>
<value_identification> [Identical] </value_identification>
<substitution> [Identical] </substitution>

<calculation> $= 4.5 \times 8.31 \times 20$
 $= 37.395 \times 20 = 374 \text{ J [WRONG - dropped factor of 2]}$ </calculation>

<final_answer> (d) 374 J [INCORRECT] </final_answer>

Problem Miscomprehension Flag: No Concept Error Flag: No
Calculation Error Flag: Yes Judgement Key: Incorrect

All three examples demonstrate the independence of the three error flags. The Step 3 judge evaluates each dimension separately — a solution can fail on MC without CM or CE, and vice versa. This independence enables the error distribution analysis to attribute performance gaps to specific failure modes rather than conflating them into a single accuracy metric.

D Benchmark Dataset Samples

We evaluate on five benchmarks spanning foundational to advanced physics reasoning. Two to three representative samples per benchmark are shown below, reproduced in full. All samples are drawn directly from the evaluation sets used in our experiments.

D.1 PhysicsQA $N = 370$ | JEE-sourced MCQ with CoT solutions | Intermediate difficulty

PhysicsQA comprises 370 intermediate-level high school physics problems sourced from Indian JEE preparation materials (2000–2010). Each problem is a four-option MCQ accompanied by a verified chain-of-thought solution, enabling step-level evaluation beyond final answer accuracy.

Sample 1 *Heat Transfer — Path-independent internal energy, First Law*

A gas can be taken from A to B via two different processes ACB and ADB. When path ACB is used, 60 J of heat flows into the system and 30 J of work is done by the system. If path ADB is used, work done by the system is 10 J. The heat flow into the system in path ADB is:

Options: (a) 100 J (b) 80 J (c) 40 J (d) 20 J

Solution:

$$\Delta Q = \Delta U + \Delta W \Rightarrow \Delta U = \Delta Q - \Delta W$$

Internal energy is a state function: $(\Delta U)_{ACB} = (\Delta U)_{ADB}$

$$60 - 30 = \Delta Q_{ADB} - 10 \Rightarrow \Delta Q_{ADB} = 40 \text{ J}$$

Answer: (c) 40 J

Sample 2 *Thermodynamics — Polytropic process, molar heat capacity*

In a process, temperature and volume of one mole of an ideal monatomic gas vary according to $VT = K$ (constant). The temperature increases by ΔT . The heat absorbed by the gas is (R = gas constant):

Options: (a) $(2K/3)\Delta T$ (b) $\frac{1}{2}R\Delta T$ (c) $\frac{3}{2}R\Delta T$ (d) $\frac{1}{2}KR\Delta T$

Solution:

$$VT = K \text{ and } PV = RT \Rightarrow PV^2 = \text{const. (polytropic, } n = 2)$$

$$\text{Molar heat capacity: } C = \frac{R}{1-n} + C_v = \frac{R}{1-2} + \frac{3R}{2} = \frac{R}{2}$$

$$\Delta Q = nC\Delta T = \frac{1}{2}R\Delta T$$

Answer: (b) $\frac{1}{2}R\Delta T$

Sample 3 *Thermodynamics — Isochoric heating of helium, molar heat capacity*

A cylinder with fixed capacity 67.2 L contains helium gas at STP. The heat needed to raise the temperature by 20°C is [$R = 8.31 \text{ J mol}^{-1} \text{ K}^{-1}$]:

Options: (a) 350 J (b) 700 J (c) 748 J (d) 374 J

Solution:

$$n = 67.2/22.4 = 3 \text{ mol}$$

$$\Delta Q = nC_v\Delta T = 3 \times \frac{3}{2}R \times 20 = 3 \times 1.5 \times 8.31 \times 20 = 747.9 \approx 748 \text{ J}$$

Answer: (c) 748 J

D.2 SciEval-Static Physics $N = 164$ | Conceptual MCQ | Introductory–Intermediate

SciEval-Static is the static physics subset of the SciEval benchmark, comprising 164 multiple-choice questions across Fluid Mechanics, Forces, and Waves. Each item has a single correct answer label; no reference solution is provided. Ability tags classify questions as Base Knowledge or Scientific Calculation.

Sample 1 *Fluid Mechanics — Buoyancy (Base Knowledge)*

How do buoyant forces occur?

- A. Buoyant forces occur when an object is exposed to air, causing air pressure to create a lifting force.
- B. Buoyant forces occur when an object is partially or completely submerged in a liquid, equal to the weight of liquid displaced.
- C. Buoyant forces occur when an object is heated, causing it to expand and displace liquid.
- D. Buoyant forces occur when an object is compressed, reducing its volume and displacing liquid.

Answer: B Topic: Fluid Mechanics Ability: Base Knowledge

Sample 2 *Fluid Mechanics — Bernoulli's Principle (Scientific Calculation)*

How does changing the speed of a fluid affect its pressure?

- A. Fluid pressure is constant regardless of velocity.
- B. Direct proportionality between fluid pressure and velocity.
- C. No relationship between fluid pressure and velocity.
- D. Inverse proportionality between fluid pressure and velocity.

Answer: D Topic: Fluid Mechanics Ability: Scientific Calculation

Sample 3 *Forces — Vector resultant acceleration (Scientific Calculation)*

An object with mass 2 kg is acted on by two forces. $F_1 = \langle -9 \text{ N}, 8 \text{ N} \rangle$ and $F_2 = \langle -7 \text{ N}, -4 \text{ N} \rangle$. What is the object's rate and direction of acceleration?

- A. 10.3 m/s^2 , 124° clockwise from x -axis
- B. 7.8 m/s^2 , 95° clockwise from x -axis
- C. 8.25 m/s^2 , 104° clockwise from x -axis
- D. 6.5 m/s^2 , 86° clockwise from x -axis

Answer: C Topic: Forces and Newton's Laws Ability: Scientific Calculation

D.3 MMLU High School Physics $N = 170$ | Conceptual MCQ | High School

The MMLU High School Physics subset comprises 170 four-option multiple-choice questions testing foundational physics knowledge. No reference solutions are provided; evaluation is based on final answer accuracy only.

Sample 1 *Electromagnetism — Capacitor charge calculation*

The plates of a capacitor are charged to a potential difference of 5 V. If the capacitance is 2 mF, what is the charge on the positive plate?

- A. 0.005 C
- B. 0.01 C
- C. 0.02 C
- D. 0.5 C

Answer: B Topic: Electromagnetism

Sample 2 *Electromagnetism — Field decay with distance*

Which of these quantities decreases as the inverse square of distance for distances far from the objects producing the fields?

- A. The electric field produced by a finite-length charged rod
- B. The electric field produced by an infinitely long charged cylinder
- C. The electric field produced by an infinite plane of charge
- D. The magnetic field produced by an infinitely long, straight current wire

Answer: A Topic: Electromagnetism

Sample 3 *Electromagnetism — Field near a non-uniformly charged conductor*

A solid metal object is isolated from other charges and has non-uniform charge distribution on its surface. It may be correctly concluded that the:

- A. electric field outside the object is zero
- B. electric field outside equals the field inside the object
- C. external field is directly proportional to distance from the centre of mass
- D. external field very close to the surface equals the surface charge density at any location divided by the permittivity of free space

Answer: D Topic: Electromagnetism

D.4 MMLU College Physics $N = 118$ | Conceptual MCQ | Undergraduate

The MMLU College Physics subset comprises 118 questions at undergraduate difficulty, covering Modern Physics, Optics, Thermodynamics, and Mechanics. Problems frequently require synthesis of multiple concepts and dimensional reasoning.

Sample 1 *Modern Physics — Quantum efficiency and Poisson statistics*

The quantum efficiency of a photon detector is 0.1. If 100 photons are sent into the detector one after the other, the detector will detect photon:

- A. an average of 10 times, with an rms deviation of about 4
- B. an average of 10 times, with an rms deviation of about 3
- C. an average of 10 times, with an rms deviation of about 1
- D. an average of 10 times, with an rms deviation of about 0.1

Answer: B Topic: Modern Physics Note: Binomial, $n = 100$, $p = 0.1$; $\sigma = \sqrt{np(1-p)} = \sqrt{9} = 3$

Sample 2 *Optics — Thin film interference, reflected wavelength*

White light is normally incident on a puddle of water (refractive index 1.33). A thin 500 nm layer of oil (refractive index 1.5) floats on the surface. Of the following, the most strongly reflected wavelength is:

- A. 500 nm
- B. 550 nm
- C. 600 nm
- D. 650 nm

Answer: C Topic: Optics

Sample 3 *Thermodynamics — Reversible process and entropy*

Which of the following is true about any system that undergoes a reversible thermodynamic process?

- A. There are no changes in the internal energy of the system.
- B. The temperature of the system remains constant during the process.
- C. The entropy of the system and its environment remains unchanged.
- D. The entropy of the system and its environment must increase.

Answer: C Topic: Thermodynamics

D.5 JEEBench $N = 123$ | JEE Advanced MCQ | Highest difficulty

JEEBench comprises 123 physics problems drawn from JEE Advanced examination papers (2016–2023). Problems require multi-concept synthesis, mathematical fluency, and derivation under examination conditions. Ground truth is the correct answer option only; no reference solutions are provided.

Sample 1 (JEE Adv 2016, Paper 1) *Modern Physics — Planck's constant from photoelectric stopping potential data*

In a historical experiment to determine Planck's constant, a metal surface was irradiated with light of different wavelengths. The stopping potentials measured are:

λ (μm)	V_0 (V)
0.3	2.0
0.4	1.0
0.5	0.4

Given $c = 3 \times 10^8 \text{ m s}^{-1}$, $e = 1.6 \times 10^{-19} \text{ C}$. Planck's constant found from this experiment is:

- (A) $6.0 \times 10^{-34} \text{ J s}$ (B) $6.4 \times 10^{-34} \text{ J s}$ (C) $6.6 \times 10^{-34} \text{ J s}$ (D) $6.8 \times 10^{-34} \text{ J s}$

Gold Answer: B

Sample 2 (JEE Adv 2016, Paper 1) *Mechanics — Stick on inclined wall, torque and friction equilibrium*

A uniform wooden stick of mass 1.6 kg and length l rests inclined on a smooth vertical wall of height $h < l$ such that a small portion extends beyond. The wall reaction is perpendicular to the stick; the stick makes 30° with the wall; the bottom rests on a rough floor. The wall reaction equals the floor reaction in magnitude. ($g = 10 \text{ m s}^{-2}$)

- (A) $h/l = \sqrt{3}/16$, $f = 16\sqrt{3}/3 \text{ N}$
- (B) $h/l = 3/16$, $f = 16\sqrt{3}/3 \text{ N}$
- (C) $h/l = 3\sqrt{3}/16$, $f = 8\sqrt{3}/3 \text{ N}$
- (D) $h/l = 3\sqrt{3}/16$, $f = 16\sqrt{3}/3 \text{ N}$

Gold Answer: D

Sample 3 (JEE Adv 2016, Paper 2)

Nuclear Physics — Electrostatic energy and nuclear radius from binding energy difference

The electrostatic energy of Z protons uniformly distributed in a spherical nucleus of radius R is $E = \frac{3}{5} \frac{Z(Z-1)e^2}{4\pi\epsilon_0 R}$.

Measured masses: neutron = 1.008665 u, ${}^1_1\text{H} = 1.007825$ u, ${}^{15}_7\text{N} = 15.000109$ u, ${}^{15}_8\text{O} = 15.003065$ u. Radii of ${}^{15}\text{N}$ and ${}^{15}\text{O}$ are equal. [1 u = 931.5 MeV/ c^2 , $e^2/(4\pi\epsilon_0) = 1.44$ MeV fm, 1 fm = 10^{-15} m]

Assuming the binding energy difference between ${}^{15}\text{N}$ and ${}^{15}\text{O}$ is purely electrostatic, the radius of either nucleus is:

- (A) 2.85 fm (B) 3.03 fm (C) 3.42 fm (D) 3.80 fm

Gold Answer: C

All benchmark samples are used as-is from their respective datasets with no modification. Models are prompted to produce a structured seven-tag solution before selecting a final answer, enabling step-level error analysis alongside final answer accuracy evaluation.