

MIRAGE: Defending Long-Form RAG Against Misinformation Pollution

Saadeldine Eletter¹, Ruihong Zeng¹, Yuxia Wang², Maxim Panov¹,
Aleksandr Rubashevskii¹, and Preslav Nakov¹

¹Mohamed bin Zayed University of Artificial Intelligence (MBZUAI)

²INSAIT, Sofia University “St. Kliment Ohridski”

{saadeldine.eletter}@mbzuai.ac.ae

Abstract

Retrieval-Augmented Generation (RAG) improves factuality by grounding LLMs in external evidence, but real-world retrieval is often polluted: semantically relevant passages may contain subtle misinformation, misleading framings, or fabrications. We introduce MIRAGE, a training-free, model-agnostic defense for long-form RAG. MIRAGE builds an NLI-based cross-document claim graph and applies a Defended-Claims Gate to either condition generation on a consistent, multi-source supported subset or to block retrieval and answer parametrically. We also release a minimal-edit pollution protocol spanning four perturbation families (Unambiguous, Conflicting, Misleading, Fabricated) to construct matched clean, mixed, and fully polluted evaluation regimes. Across four long-form QA benchmarks and multiple commercial and open-weight LLMs, pollution severely degrades vanilla RAG, while MIRAGE consistently restores factuality under mixed and fully polluted evidence and outperforms prior robust-RAG methods. Our implementation and datasets are available at <https://github.com/SaadEldine/MIRAGE>.

1 Introduction

Long-form Question Answering relies heavily on Retrieval-Augmented Generation (RAG) to generate comprehensive and factual responses (Wei et al., 2024; Chen et al., 2025). Although RAG mitigates “hallucinations”, it is prone to errors due to unreliable retrieval passages (Yoran et al., 2024). In practice, knowledge bases and web indices are noisy environments, containing not just irrelevant documents, but polluted evidence, which are plausible sounding texts that contain subtle fabrications, entity swaps, or incorrect temporal attributions (Pan et al., 2023; Zeng et al., 2025).

Current LLMs exhibit a “sycophancy” bias towards retrieved context, often propagating these

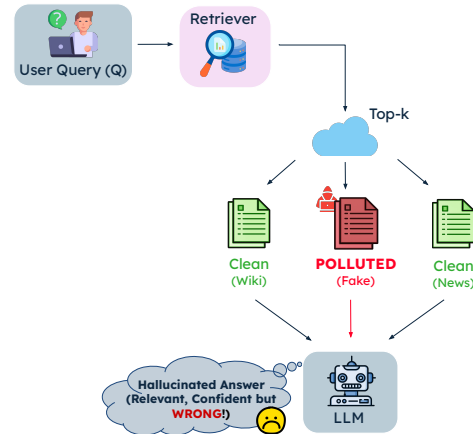


Figure 1: **Polluted RAG problem.** A retriever returns a mix of clean and polluted passages. Even a single high-scoring polluted document can steer the LLM toward a confident but incorrect answer.

errors into the final answer with high confidence (Perez et al., 2023). Figure 1 demonstrates a typical failure mode: a single high scoring polluted document can steer the model away from established facts, resulting in generated answers that are relevant but factually incorrect. We argue that robustness in RAG requires moving beyond simple context concatenation toward active evidence adjudication.

To solve the aforementioned problem, we introduce MIRAGE, a methodology that defends the generation of RAG models against retrieval pollution by enforcing the verification of the corresponding claims. Our core insight is that correct claims are often repetitive and consistent across diverse sources, whereas statements containing misinformation are contradictory to each other. MIRAGE utilizes this observation via a two-stage process. First, it extracts sentence-level claims from retrieved passages and builds a support and contradiction graph using Natural Language Inference (NLI). By analyzing the graph’s internal inconsistency, MIRAGE decides whether to proceed

with RAG or fallback to the model’s parametric knowledge. Second, for the generated response, we condition generation on a structured set of verified claims and instruct the model to ground its output in this evidence.

We rigorously evaluate MIRAGE on four long-form datasets using a new pollution protocol that injects controllable corruptions (e.g., Unambiguous, Conflicting, Misleading). Our results show that retrieval pollution severely degrades standard RAG. Under mixed pollution, MIRAGE improves factuality by retaining mutually supported clean claims while filtering inconsistent evidence. Under full pollution, MIRAGE detects unreliable retrieval and falls back to parametric generation, avoiding harmful context. Across polluted long-form QA settings, MIRAGE outperforms strong robust-RAG baselines. Our contributions are as follows:

- We introduce MIRAGE, a training-free and model-agnostic defense for long-form RAG that constructs cross-document NLI-based claim graphs to identify, prune, and gate misinformation-polluted evidence before generation (see Section 3).
- We develop a controlled minimal-edit retrieval pollution benchmark that systematically injects four realistic families of misinformation (Unambiguous, Conflicting, Misleading, and Fabricated), enabling reproducible evaluation under clean, mixed, and fully polluted retrieval settings (see Section 4).
- We conduct extensive experiments across four long-form QA benchmarks, multiple commercial and open-weight LLMs, and diverse robust-RAG baselines, showing that MIRAGE consistently restores factuality under polluted retrieval and substantially outperforms existing defenses while preserving the performance on clean retrieval (see Sections 5 and 6).

2 Related Work

Active RAG and Self-Reflective Generation. Retrieval-Augmented Generation (RAG) grounds LLM outputs in external evidence to reduce hallucinations. Beyond static “retrieve-then-generate,” active and self-reflective RAG methods adapt retrieval and revision decisions during generation. FLARE (Jiang et al., 2023b), Self-RAG (Asai et al.,

2024), and DRAGIN (Su et al., 2024) trigger iterative retrieval/refinement, while BRIDGE (Dai et al., 2025) tightly couples retrieval and generation via verification. However, these approaches largely assume a reasonably trustworthy corpus and mainly filter irrelevant context, leaving them vulnerable to semantically relevant but incorrect passages (i.e., polluted evidence). MIRAGE instead adds a plug-in verification layer that targets such semantic pollution before it influences generation.

Robustness Against Noisy, Conflicting, and Misleading Evidence. Recent work shows LLMs can over-trust retrieved context (“sycophancy”), propagating plausible misinformation (Zeng et al., 2025). Several defenses address conflicting/misleading retrieval: InstructRAG (Wei et al., 2025) studies strategies for misleading evidence; RetRobust (Yoran et al., 2024) and AsuteRAG (Wang et al., 2025a) improve robustness via re-ranking and dependence control. Other lines emphasize post-hoc verification, including RARG (Yue et al., 2024), TrustRAG (Zhou et al., 2025), and multi-agent deliberation (MADAM-RAG; Wang et al., 2025b); RobustRAG (Xiang et al., 2024) aggregates generations across passages under perturbations. Unlike these approaches, MIRAGE is training-free and leverages global cross-document consistency: truthful evidence tends to be corroborated across sources, whereas polluted evidence induces structural inconsistency.

Concurrent work extends retrieval-pollution evaluation to multimodal evidence, introducing QIMG-7 and source-aware trust resolution over Parametric, Text-only, and Full-MM answer branches (Eletter et al., 2026). MIRAGE instead focuses on text-only long-form RAG, using a cross-source NLI claim graph and defended-claims gate to adjudicate polluted textual evidence before generation.

3 Methodology

3.1 Overview

MIRAGE operates as a wrapper around a standard retrieval-generation pipeline.¹ Based on top- k retrieved passages \mathcal{D} , MIRAGE builds a defended-claims graph \mathcal{G} over extracted sentence-level claims. Then we prune inconsistent claims and use this graph as a global gate. If \mathcal{G} is sufficiently consistent and well-supported across in-

¹In all experiments we plug MIRAGE on top of an embedding-based retriever and do not modify the retrieval model; see Appendix D for details.

dependent domains, MIRAGE trusts retrieval and constructs a defended prompt for LLM containing only verified claims. Otherwise, it blocks retrieval and switches to a parametric (no-evidence) answer. Figure 2 and Algorithm 1 summarize the entire pipeline.

3.2 Claim Graph Construction

Given a user query q , a retriever returns a set of top- k passages $\mathcal{D} = \{d_1, \dots, d_k\}$. For each passage $d \in \mathcal{D}$, MIRAGE performs lightweight sentence segmentation and treats each sentence as a claim c , for which we track the following:

- a **source identifier** $\text{src}(c) \in \{1, \dots, k\}$;
- a **domain** $\text{dom}(c)$, derived from the source URL (e.g., wikipedia.org, nytimes.com);
- a claim-level **retrieval score** $r(c)$, inherited from the source passage and computed as the dense-retriever similarity score, and its max-normalized counterpart $\tilde{r}(c) \in [0, 1]$, defined as $\tilde{r}(c) = r(c) / \max_{p \in \mathcal{D}} r(p)$ over retrieved passages.

We discard empty sentences and take the highest-scoring sentences across passages according to $\tilde{r}(c)$; see Appendix J.1 for further details.

MIRAGE models relationships between claims with a directed, weighted graph. We first select pairs of claims that are likely to be semantically related, and then apply an NLI model to determine their relationship.

Pair selection. We consider only cross-source pairs (c_i, c_j) with $\text{src}(c_i) \neq \text{src}(c_j)$, so that edges capture inter-document agreement or disagreement. Let $T(c)$ denote the set of lowercased tokens in claim c . We define a containment-style overlap:

$$\text{overlap}(c_i, c_j) = \frac{|T(c_i) \cap T(c_j)|}{\min(|T(c_i)|, |T(c_j)|)}. \quad (1)$$

We retain pairs with $\text{overlap}(c_i, c_j) \geq \tau_{\text{overlap}}$ and cap the total number of pairs per query.

The token-overlap filter in equation (1) is used only for efficient candidate generation before NLI adjudication. This containment-style overlap works well in practice because supporting evidence typically preserves key lexical anchors (e.g., named entities and dates). We use it as an efficiency-oriented approximation rather than a semantic matching strategy; Appendix J.2 reports the resulting NLI savings and paraphrase-robustness trade-off.

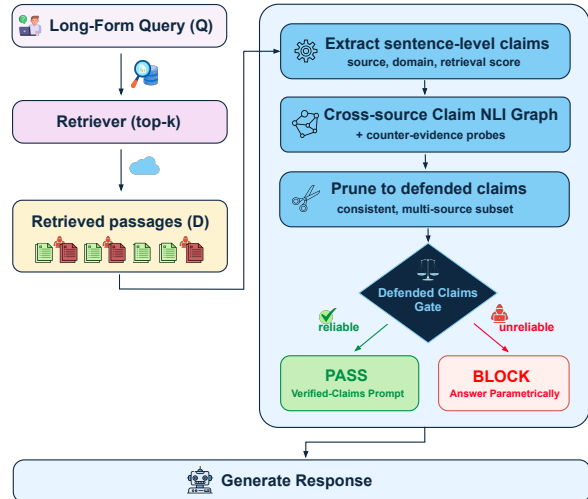


Figure 2: **MIRAGE pipeline.** Retrieved passages are verified before generation: MIRAGE extracts sentence-level claims, links them with cross-document NLI support/contradiction edges, prunes to a consistent defended set, and applies a Defended-Claims Gate. If the graph is reliable, the LLM receives only verified claims; otherwise retrieval is blocked and the model answers with a no-retrieval prompt.

NLI scoring. For each selected pair (c_i, c_j) , we apply an NLI model to obtain probabilities $p_{\text{entail}}, p_{\text{contr}}, p_{\text{neut}}$. We construct a weighted edge $e_{ij} = (i, j, w_{ij}^{\text{supp}}, w_{ij}^{\text{contr}})$ where

$$w_{ij}^{\text{supp}} = \max(0, 2p_{\text{entail}}(c_i, c_j) - 1), \quad (2a)$$

$$w_{ij}^{\text{contr}} = p_{\text{contr}}(c_i, c_j). \quad (2b)$$

Edges are classified as supporting if $w_{ij}^{\text{supp}} > w_{ij}^{\text{contr}}$, and as contradictory if $w_{ij}^{\text{contr}} > w_{ij}^{\text{supp}}$; neutral or low-confidence pairs are ignored.

Counter-evidence probing. The initial graph captures only relations among retrieved claims. To detect missing counter-evidence, MIRAGE retrieves targeted counter-evidence for top-ranked claims and applies NLI between each claim and its retrieved passages. When contradiction dominates, a self-contradiction edge with weight w^{contr} is added, penalizing claims contradicted by external evidence; see Appendix J.3 for details.

3.3 Inconsistent Claim Pruning

Given the graph, MIRAGE assigns each claim a score and selects a subset of mutually consistent, well-supported claims.

Claim scoring. Each claim c is assigned a score

$$s(c) = \log(1 + n(c)) + \alpha \cdot \text{trust}(\text{dom}(c)) + \beta \cdot \tilde{r}(c), \quad (3)$$

where $n(c)$ is the number of supporting claims, $\text{trust}(\cdot)$ is a weak domain-quality prior, and $\tilde{r}(c)$ is the normalized retrieval score. The scoring function prioritizes cross-source agreement, using domain priors and retrieval rank only as secondary signals; thus, no single high-trust source can override broad cross-document disagreement. Details on the coefficient choices (α, β) are provided in Appendix C.2, and details on the domain prior in Appendix J.4 and Table 10.

Consistent subset selection. Let V be the set of claims and E the set of edges with weights w_{ij}^{supp} and w_{ij}^{contr} . We select a subset $S \subseteq V$ by approximately maximizing

$$F(S) = \sum_{c \in S} s(c) + \sum_{(i,j) \in E, i,j \in S} (w_{ij}^{\text{supp}} - w_{ij}^{\text{contr}}), \quad (4)$$

which favors individually reliable claims while promoting internal consistency.

Exact optimization is NP-hard, so we use a greedy hill-climbing procedure that iteratively removes claims whose exclusion improves $F(S)$. The resulting subset S^* forms the defended set, which is used for downstream gating.

3.4 Retrieval Trust Gating

MIRAGE decides whether to trust retrieval based on graph-level statistics of the defended set S^* . Let E^{supp} and E^{contr} denote the numbers of supporting and contradictory edges in S^* , classified by an NLI model. Let $\mathcal{D}(S^*)$ be the set of distinct domains among the claims in S^* . We define the contradiction ratio and source diversity as

$$r_{\text{contr}} = \frac{E^{\text{contr}}}{E^{\text{supp}} + E^{\text{contr}} + \varepsilon}, \quad (5a)$$

$$d_{\text{src}} = |\mathcal{D}(S^*)|. \quad (5b)$$

where ε is a small constant for numerical stability. Intuitively, contradiction ratio captures internal conflicts, while source diversity measures how broadly evidence is distributed across domains.

MIRAGE enables defended mode only when all active reliability criteria satisfy the gate thresholds $(r_{\text{max}}, d_{\text{min}})$:

$$r_{\text{contr}} \leq r_{\text{max}}, \quad (6a)$$

$$d_{\text{src}} \geq d_{\text{min}}. \quad (6b)$$

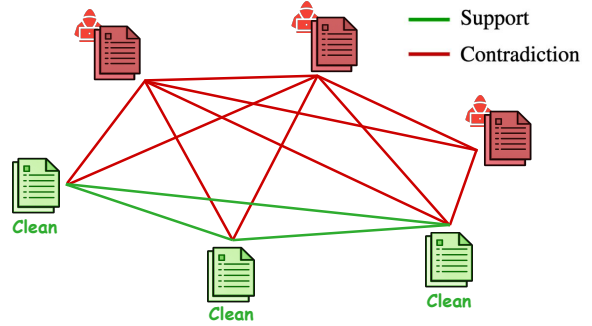


Figure 3: **Defended-claims graph.** Claims form a graph with NLI-based support (green) and contradiction (red) edges. Polluted claims induce dense contradictions, while clean evidence forms multi-source support clusters. MIRAGE uses these patterns to detect unreliable retrieval.

If either condition in equation (6) is violated, MIRAGE deems retrieval unreliable and blocks RAG, instructing the LLM to answer from its parametric knowledge only. Otherwise, MIRAGE enters defended mode and conditions generation on the claims in S^* . In practice, the gate satisfies basic sanity checks: it passes most clean queries, degrades under mixed retrieval, and blocks nearly all fully polluted queries, see Table 3.

Thresholds are determined once offline from graph statistics on the combined held-out 20% splits of all datasets, without invoking the generator; these splits are excluded from downstream evaluation to avoid data leakage, and the resulting single global configuration is used across all datasets and models. Additional details are provided in Appendix C, and a worked example is given in Appendix H.

3.5 Generation from Verified Claims with No-Retrieval Fallback

If the gate accepts the defended graph (i.e., \mathcal{G} is considered reliable under equation (6)), MIRAGE presents only the defended claims to the LLM through a structured verified-claims prompt. Each kept claim $c \in S^*$ is assigned a stable identifier C_i and reported as a bullet point, together with its score and source metadata. The prompt contains (i) the user question, (ii) the list of verified claims, and (iii) a short set of rules (see Appendix A for details). This design turns retrieval into an evidence-only input, constraining the model to generate answers grounded in verified claims and reducing hallucination.

Algorithm 1 MIRAGE

Require: query q , retriever \mathcal{R} , NLI model \mathcal{N}

- 1: Retrieve top- k passages $\mathcal{D} = \mathcal{R}(q)$
- 2: Extract sentence-level claims with metadata and build node set V
- 3: For cross-source claim pairs with $\text{overlap}(c_i, c_j) \geq \tau_{\text{overlap}}$ (equation (1)), run \mathcal{N} to add decisive support/contradiction edges (equations (2a)–(2b))
- 4: For top claims, run counter-evidence queries and add self-contradiction edges
- 5: Compute claim scores $s(c)$ (equation (3)) and greedily prune to defended set S^* maximizing $F(S)$ (equation (4))
- 6: Compute contradiction and source-diversity statistics (equations (5a) and (5b))
- 7: **if** $r_{\text{contr}} \leq r_{\text{max}}$ and $d_{\text{src}} \geq d_{\text{min}}$ **then**
- 8: Build verified-claims prompt from S^* and call LLM conditioned on it
- 9: **else**
- 10: Call LLM in parametric mode (no evidence) and ignore retrieved passages
- 11: **end if**

4 Retrieval Pollution Protocol

To systematically stress-test long-form RAG under misinformation, we introduce minimally edited corrupted variants of retrieved passages, yielding three controlled retrieval regimes per query: CLEAN, MIXED, and POLLUTED, while keeping the evidence size fixed and preserving topical relevance.

Generation setup. For each question q , we start from cached clean retrieval passages $D_{\text{CLEAN}}(q) = \{p_1, \dots, p_k\}$ and use GPT-4o-mini to generate corrupted variants \tilde{p}_i that remain fluent and on-topic while introducing at least one verifiable factual error. We enforce strict edit constraints, including high token overlap and neutral tone, to ensure realistic rather than overtly adversarial pollution.

The generator returns an explicit JSON object containing: `type` (pollution family), `polluted` (rewritten passage), and `rationale` (brief analysis-only note). The rationale and type are never shown to MIRAGE; they are used only for auditing and reporting.

Pollution families. Inspired by prior evidence taxonomies for misleading/conflicting retrieval (e.g., (Zeng et al., 2025)), we instantiate four corruption families under minimal-edit constraints:

- **Unambiguous.** Modify a single salient, checkable atomic fact (e.g., a year, count, location, or named entity) while leaving the rest of the passage unchanged.
- **Conflicting.** Paraphrase the passage while flipping the polarity of a verifiable claim (e.g., “was

not convicted” \rightarrow “was convicted”, or a small but consequential numerical change), producing a direct contradiction.

- **Misleading.** Keep a subset of true statements but alter framing so a reader is nudged toward an incorrect conclusion (e.g., omission of key constraints, cherry-picking, or emphasizing rare exceptions), without inventing entirely new facts.
- **Fabricated.** Introduce plausible but non-existent particulars (e.g., invented committee names, fabricated study findings, or incorrect attributions), but keeping topic and entities consistent with q .

For examples of each type of pollution, see Appendix K.

Retrieval regimes. Given the aligned clean and polluted pools, we define:

- **Clean:** provide only clean passages $D_{\text{CLEAN}}(q)$.
- **Polluted:** provide only polluted passages $D_{\text{POLL}}(q) = \{\tilde{p}_1, \dots, \tilde{p}_k\}$ (100% adversarial).
- **Mixed:** construct a fixed-size list of k passages where an α fraction (50% in our experiments) are sampled from $D_{\text{POLL}}(q)$ and the remainder from $D_{\text{CLEAN}}(q)$, preserving per-query alignment.

This protocol produces matched clean, mixed, and polluted evidence sets for each benchmark. MIRAGE operates without access to ground-truth passage labels; its decisions are based solely on the retrieved text and the structural properties of the defended-claims graph.

5 Experimental Setup

5.1 Datasets and Models

We report results on four long-form benchmarks: LongFact (Wei et al., 2024), FAVA (Mishra et al., 2024), AlpacaFact (Dubois et al., 2023) and Biography (Min et al., 2023). We evaluate MIRAGE on both commercial and open-weight LLMs to ensure our findings are model-agnostic. We use GPT-4o-mini (OpenAI, 2026) and GPT-5-mini (OpenAI, 2026) as strong commercial baselines, and three diverse open-weight models, namely LLaMA-3.1-8B (Grattafiori et al., 2024), Mistral-7B-Instruct-v0.2 (Jiang et al., 2023a), and Qwen3-8B (Yang et al., 2025).

All four benchmarks are prompt-only (questions without an accompanying gold evidence set). To enable controlled and reproducible retrieval/pollution

evaluation, we construct a dataset-specific cached clean evidence pool from web search and derive Clean/Mixed/Fully-Polluted retrieval regimes from that fixed pool. Full details of evidence-pool construction, de-duplication, retrieval indexing, and caching are provided in Appendix D.

5.2 Retrieval and Verification

We use a fixed dense retriever over a dataset-specific evidence pool and retrieve the top- k passages per query ($k=20$). For claim-graph construction (and the optional sentence-level checker), we use DeBERTa-large-MNLI (He et al., 2021).

We evaluate factuality with VeriScore (Song et al., 2024) $F1@k$ (median over prompts), which decomposes each generated answer into claims and uses a verifier to label each claim as supported, unsupported, or insufficient given evidence snippets (Wei et al., 2024); see Appendix E.

Unless otherwise stated, all experiments use a single fixed global configuration for both the core gate criteria (Table 8) and computational settings (Table 9). Core gate criteria configuration is selected offline via grid search on cached retrieval and NLI outputs without invoking the generator.

6 Experimental Results

6.1 Impact of Polluted Retrieval on RAG

Table 1 summarizes robustness to retrieval pollution averaged across datasets. Under clean retrieval, MIRAGE closely matches vanilla RAG, showing that the defended-claims gate rarely suppresses coherent evidence. Under mixed and especially full pollution, vanilla RAG degrades sharply and often falls below No-RAG, whereas MIRAGE restores factuality toward clean-RAG levels by filtering contradiction-heavy evidence and falling back to parametric answering when needed.

Under MixP, gains are large across backbones (e.g., GPT-4o-mini improves from 53.88% to 83.43% on average; for LLaMA-3.1-8B, it improves from 41.71% to 71.91%). Under FullP, vanilla RAG collapses (e.g., GPT-4o-mini: 39.87% vs. No-RAG 75.88%), while MIRAGE substantially recovers performance (GPT-4o-mini reaches 78.00% on average; LLaMA-3.1-8B reaches 70.34%). See Appendix I for per-dataset results and discussion.

6.2 Long-form QA Results

Table 2 compares MIRAGE to robust-RAG baselines under both Mixed Pollution (MixP) and Full Pollution (FullP). Across all datasets, MIRAGE ranks first for both backbones and both regimes, indicating that its defended-claims gating and pruning provide consistent robustness gains.

The largest gains appear under FullP, where baselines are vulnerable to contradiction-heavy retrieval while MIRAGE blocks unreliable evidence and falls back to parametric answering, e.g., on LongFact, MIRAGE improves over the strongest baseline for GPT-4o-mini (88.93% vs. 74.87%) and for Qwen3-8B (85.11% vs. 66.41%). Similar trends hold across Biography, FAVA, and AlpacaFact.

These gains primarily reflect avoiding harmful retrieval rather than exploiting polluted evidence. Under polluted retrieval, existing methods often fall below the No-RAG baseline, whereas MIRAGE surpasses No-RAG through trust-aware gating and fallback no-evidence generation. Under FullP, improvements mainly come from blocking polluted context, while under MixP, MIRAGE also benefits from retained clean, mutually supported claims.

6.3 Ablations

Gate behavior under clean, mixed, and polluted retrieval. The gate relies on two interpretable consistency criteria (r_{\max}, d_{\min}), controlling contradiction tolerance, and source diversity. It trusts retrieval only when the defended-claims graph is globally consistent, well-supported, and backed by multiple independent domains.

Table 3 shows that the gate passes 87.2% of clean queries on average, drops to 48.6% under mixed retrieval, and blocks nearly all fully polluted queries (0% pass). Full per-dataset results are provided in Appendix Table 11.

Sensitivity to retrieval depth k . We conduct a sensitivity analysis on LongFact with GPT-4o-mini, varying the number of retrieved passages k while keeping all other hyperparameters fixed. Table 4 reports the median VeriScore $F1@k$ over 250 prompts across different corruption settings.

Overall, performance varies only slightly across $k = 5$ to 50, suggesting that MIRAGE is robust to retrieval depth in this range. The optimal value depends mildly on the corruption level, with larger k benefiting heavily polluted settings.

Model	No-RAG (Avg)	Clean RAG (Avg)		MixP (Avg)		FullP (Avg)	
		RAG	MIRAGE	RAG	MIRAGE	RAG	MIRAGE
GPT-4o-mini	75.88	85.32	87.56	53.88	83.43	39.87	78.00
GPT-5-mini	70.33	82.69	83.57	54.40	80.52	37.69	73.70
LLaMA-3.1-8B	68.62	70.64	76.36	41.71	71.91	25.11	70.34
Mistral-7B	69.73	82.15	84.09	45.12	74.87	32.67	72.29
Qwen3-8B	69.75	72.11	78.45	46.64	74.96	30.89	71.44

Table 1: **Average factuality under retrieval pollution.** VeriScore F1@k percentages averaged across four long-form QA datasets and five LLM backbones. We report No-RAG, clean RAG, and polluted retrieval settings: Mixed Pollution (MixP, 50% polluted) and Full Pollution (FullP, 100% polluted), comparing vanilla RAG and MIRAGE. Full per-dataset results are in Appendix Table 14.

Model	Method	FAVA		LongFact		Biography		AlpacaFact	
		MixP	FullP	MixP	FullP	MixP	FullP	MixP	FullP
GPT-4o-mini	No-RAG	81.20		86.90		58.99		76.41	
	RAG	55.79	34.83	58.24	49.11	42.56	22.65	58.92	52.90
	DRAGIN	75.13	61.25	73.41	65.40	52.58	32.09	67.43	61.47
	FLARE	68.21	63.89	73.32	69.32	51.58	37.38	60.53	55.67
	SelfRAG	51.86	42.44	73.08	71.57	56.23	38.55	70.38	65.68
	BRIDGE	69.46	67.18	80.71	70.33	56.37	43.50	64.98	62.38
	AstuteRAG	74.89	72.87	81.14	74.87	56.55	47.91	68.11	63.76
	MADAMRAG	64.09	42.25	65.48	50.33	58.39	25.48	59.59	40.54
	RobustRAG	46.77	26.98	66.22	43.14	40.47	20.27	45.81	26.46
	TrustRAG	57.19	42.64	65.66	49.01	48.03	23.42	60.62	43.15
	RetRobust-NLI	69.28	64.26	70.27	62.47	49.50	45.33	69.97	64.53
	RARG	51.63	41.70	65.38	53.53	48.76	22.92	57.32	45.63
	MIRAGE	91.59	82.54	90.33	88.93	70.11	61.87	81.70	78.65
	Qwen3-8B	No-RAG	74.92		84.61		53.75		65.71
RAG		47.62	31.28	57.13	40.61	26.64	13.24	55.15	38.43
DRAGIN		53.68	36.55	71.48	55.28	33.36	17.50	57.10	43.93
FLARE		48.64	45.33	61.13	58.03	36.77	12.26	55.34	46.17
SelfRAG		55.37	46.69	65.32	49.52	35.18	18.97	63.57	50.63
BRIDGE		55.19	49.94	70.50	66.41	31.44	21.31	61.42	56.66
AstuteRAG		59.61	54.66	67.22	65.04	28.86	20.70	65.73	60.30
MADAMRAG		52.38	41.98	64.92	44.70	48.91	15.15	53.61	36.04
RobustRAG		54.31	35.27	69.21	48.35	48.14	25.22	61.12	44.32
TrustRAG		49.23	32.63	59.01	39.79	33.64	15.68	55.26	37.69
RetRobust-NLI		50.17	40.40	65.15	62.95	15.27	12.37	59.13	57.20
RARG		45.74	32.25	56.37	36.39	34.03	16.07	53.88	35.87
MIRAGE		78.70	77.35	87.56	85.11	61.25	55.49	72.34	67.79

Table 2: **Comparison to robust-RAG baselines under pollution.** VeriScore F1@k percentages on four long-form QA datasets under Mixed Pollution (MixP, 50% polluted) and Full Pollution (FullP, 100% polluted). MIRAGE achieves the best F1@k across datasets in both regimes; full per-dataset robustness tables are in Appendix Table 14. The second-best result (underlined) uses no-retrieval generation.

Impact of MIRAGE components. We ablate MIRAGE components for GPT-4o-mini across four datasets; Table 5 reports average F1 and relative drops from the full model. Each ablation hurts performance, showing that counter-evidence probing, contradiction-based trust, and diversity-based trust provide complementary robustness. Under mixed pollution, single-component removals cause similar drops, suggesting that no individual signal alone explains the gain. Under full pollution, diversity-based gating is most critical: removing it causes a 26.5% drop, while removing all trust-gating components causes the largest degradation (38.9%). See Appendix F for other baselines.

6.4 Automatic Label Validation

NLI labels validation. We manually validate 150 claim pairs balanced across clean, mixed, and polluted retrieval (50 each). Two annotators label each pair as supported or unsupported, reaching 89.33% raw agreement and Cohen’s $\kappa = 0.743$; per-subset results are reported in Table 6. This validates the graph edges used by MIRAGE before generation, rather than only the final answers. Comparing NLI labels against merged human annotations gives 90.67% agreement and $\kappa = 0.723$, with supported precision/recall of 0.917/0.965 and unsupported precision/recall of 0.862/0.714.

(a) DeBERTa-large-MNLI gate outcomes

Condition	Pass % (Avg)	Block % (Avg)	Rel. pass
			drop (%) (Avg)
Clean	87.2	12.8	0.0
Mixed	48.6	51.4	44.3
Polluted	0.0	100.0	100.0

(b) Best-gate behavior across NLI backbones

NLI backbone	Clean		Polluted	
	Pass %	Block %	Pass %	Block %
BART-large-MNLI	99.5	0.5	0.4	99.6
RoBERTa-large-MNLI	100.0	0.0	0.4	99.6
DeBERTa-large-MNLI	99.9	0.1	0.2	99.8

Table 3: **Offline MIRAGE gate outcomes.** (a) Pass/block rates for the main DeBERTa-large-MNLI configuration, averaged across four datasets; relative pass drop is computed vs. Clean. (b) Best offline gate performance for different NLI backbones.

k	Clean	MixP (50%)	FullP (100%)
5	89.89	90.28	89.41
10	90.16	90.56	89.10
20	91.13	90.33	88.93
30	90.72	90.83	89.78
50	89.61	90.77	90.53

Table 4: Sensitivity of MIRAGE to retrieval depth k on LongFact. Results are stable across a wide range of k , indicating robustness to retrieval depth.

VeriScore labels validation. We manually verify 150 VeriScore-labeled claims with retrieved evidence; two annotators achieve 87.33% agreement. This check complements the NLI-label audit above: while the NLI audit validates the claim-graph edges used by MIRAGE, the VeriScore audit validates the factuality labels used to evaluate generated answers. We further evaluate 600 claims balanced across clean, mixed, and polluted settings using GPT-5-mini, GPT-4.1-nano, GPT-4o, and GPT-5.5 (OpenAI, 2026), obtaining a mean agreement of 92.33% with VeriScore.

These results suggest that the observed robustness gains are unlikely to be an artifact of a single verifier or a single retrieval regime. The high agreement therefore supports using VeriScore consistently across clean, mixed, and fully polluted regimes. Prior work also supports VeriScore reliability, reporting strong agreement with human annotations, including substantial inter-annotator agreement (κ up to 0.73), across multiple datasets and studies (Chen et al., 2025; Wan et al., 2025; Rajendhran et al., 2025).

Method	Mixed		Polluted	
	F1	$\Delta\%$	F1	$\Delta\%$
MIRAGE	83.43	–	78.00	–
w/o counter-evid.	71.04	–14.9%	74.05	–5.1%
w/o trust (contr.)	70.11	–16.0%	74.18	–4.9%
w/o trust (div.)	71.31	–14.5%	57.31	–26.5%
w/o trust (all)	69.61	–16.6%	47.65	–38.9%

Table 5: Ablation results averaged over four datasets under mixed and fully polluted retrieval. $\Delta\%$ denotes relative F1 change with respect to MIRAGE. Removing any component degrades performance, highlighting the contribution of each module.

Condition	Num. of Claims	Accuracy	Cohen’s κ
<i>Inter-annotator agreement</i>			
Clean	50	92%	0.783
Mixed	50	86%	0.636
Polluted	50	90%	0.788
<i>Merged human vs. NLI</i>			
Clean	50	88%	0.625
Mixed	50	96%	0.864
Polluted	50	88%	0.694

Table 6: Agreement statistics for NLI annotations based on 150 claim pairs. Accuracy denotes raw agreement, while Cohen’s κ accounts for chance agreement.

7 Conclusion and Future Work

To defend against retrieval pollution (on-topic misinformation), we introduce MIRAGE, a training-free, model-agnostic defense for long-form RAG. MIRAGE builds a cross-source claim graph and uses a defended-claims gate to either generate from globally consistent evidence or fall back to parametric answering.

Across four long-form QA benchmarks and multiple LLMs, polluted retrieval degrades vanilla RAG, while MIRAGE restores factuality under mixed and fully polluted evidence and outperforms prior robust-RAG methods. We also release a minimal-edit retrieval pollution protocol for controlled evaluation. Our results highlight cross-source consistency as a key signal for safeguarding factual generation under untrusted retrieval. More broadly, the findings suggest that robust RAG should verify retrieved evidence before generation, rather than treating topical relevance as sufficient evidence quality.

Future work includes improving robustness to domain shift, multilingual and coordinated misinformation, and scaling claim-graph construction with more efficient gating.

Limitations

MIRAGE inherits the coverage and diversity of retrieved evidence: low recall or limited source diversity can produce sparse graphs and more conservative blocking, yielding safer but less informative answers. It uses NLI-based consistency and lexical-overlap filtering as efficient, interpretable approximations for scalable cross-claim verification, though these can miss paraphrastic or omission-based misinformation. Coordinated misinformation repeated across sources may also appear trustworthy. MIRAGE is intentionally training-free and modular, improving robustness, interpretability, and auditability across settings, though this may limit adaptation to some domains or languages. Finally, while generation still requires only one LLM call per query, MIRAGE introduces additional local NLI computation for graph construction and counter-evidence checks; Appendix G reports the resulting overhead.

Ethical Considerations

MIRAGE aims to improve robustness of RAG under misinformation, reducing the risk of propagating incorrect retrieved content. Our pollution protocol, while designed for controlled evaluation, could be misused to generate plausible misinformation; we therefore recommend controlled release and standard safeguards.

It relies on NLI as a standard proxy for semantic consistency and on lightweight domain priors. While effective in practice, these components may exhibit bias or degrade under domain shift; we mitigate this through aggregation and conservative abstention, but monitoring and adaptation to deployment context remain important.

References

- Akari Asai, Zeqiu Wu, Yizhong Wang, Avirup Sil, and Hannaneh Hajishirzi. 2024. [Self-RAG: Learning to retrieve, generate, and critique through self-reflection](#). In *Proceedings of the International Conference on Learning Representations*, ICLR '24.
- Mingda Chen, Yang Li, Karthik Padthe, Rulin Shao, Alicia Yi Sun, Luke Zettlemoyer, Gargi Ghosh, and Wen-tau Yih. 2025. [Improving factuality with explicit working memory](#). In *Proceedings of the 63rd Annual Meeting of the Association for Computational Linguistics (Volume 1: Long Papers)*, ACL '25, pages 11199–11213, Vienna, Austria. Association for Computational Linguistics.
- Xinbang Dai, Huikang Hu, Yuncheng Hua, Jiaqi Li, Yongrui Chen, Rihui Jin, Nan Hu, and Guilin Qi. 2025. [After retrieval, before generation: Enhancing the trustworthiness of large language models in retrieval-augmented generation](#). *ArXiv preprint*, arXiv:2505.17118.
- Yann Dubois, Chen Xuechen Li, Rohan Taori, Tianyi Zhang, Ishaan Gulrajani, Jimmy Ba, Carlos Guestrin, Percy S. Liang, and Tatsunori B. Hashimoto. 2023. [AlpacaFarm: A simulation framework for methods that learn from human feedback](#). In *Advances in Neural Information Processing Systems*, volume 36 of *NeurIPS '23*, pages 30039–30069. Curran Associates, Inc.
- Saadeldine Eletter, Owais Aijaz, and Preslav Nakov. 2026. [Trust before fusion: QIMG-7 and source-aware resolution for polluted multimodal RAG](#). Manuscript.
- Aaron Grattafiori, Abhimanyu Dubey, Abhinav Jauhri, Abhinav Pandey, Abhishek Kadian, Ahmad Al-Dahle, Aiesha Letman, Akhil Mathur, Alan Schelten, Alex Vaughan, Amy Yang, Angela Fan, Anirudh Goyal, Anthony Hartshorn, Aobo Yang, Archi Mitra, Archie Sravankumar, Artem Korenev, Arthur Hinsvark, and 2 others. 2024. [The Llama 3 herd of models](#). *ArXiv preprint*, arXiv:2407.21783.
- Pengcheng He, Xiaodong Liu, Jianfeng Gao, and Weizhu Chen. 2021. [DeBERTa: Decoding-enhanced BERT with disentangled attention](#). In *Proceedings of the International Conference on Learning Representations*, ICLR '21.
- Albert Q. Jiang, Alexandre Sablayrolles, Arthur Mensch, Chris Bamford, Devendra Singh Chaplot, Diego de las Casas, Florian Bressand, Gianna Lengyel, Guillaume Lample, Lucile Saulnier, Lelio Renard Lavaud, Marie-Anne Lachaux, Pierre Stock, Teven Le Scao, Thibaut Lavril, Thomas Wang, Timothee Lacroix, and William El Sayed. 2023a. [Mistral 7B](#). *ArXiv preprint*, arXiv:2310.06825.
- Zhengbao Jiang, Frank F. Xu, Luyu Gao, Zhiqing Sun, Qian Liu, Jane Dwivedi-Yu, Yiming Yang, Jamie Callan, and Graham Neubig. 2023b. [Active retrieval augmented generation](#). In *Proceedings of the 2023 Conference on Empirical Methods in Natural Language Processing*, EMNLP '23, pages 7969–7992, Singapore. Association for Computational Linguistics.
- Sewon Min, Kalpesh Krishna, Xinxi Lyu, Mike Lewis, Wen-tau Yih, Pang Koh, Mohit Iyyer, Luke Zettlemoyer, and Hannaneh Hajishirzi. 2023. [FActScore: Fine-grained atomic evaluation of factual precision in long form text generation](#). In *Proceedings of the 2023 Conference on Empirical Methods in Natural Language Processing*, EMNLP '23, pages 12076–12100, Singapore. Association for Computational Linguistics.
- Abhika Mishra, Akari Asai, Vidhisha Balachandran, Yizhong Wang, Yulia Tsvetkov, Graham Neubig, and

- Hannaneh Hajishirzi. 2024. **Fine-grained hallucination detection and editing for language models**. In *Proceedings of the Conference on Language Modeling*, COLM '24.
- OpenAI. 2026. OpenAI API model documentation. <https://developers.openai.com/api/docs/models>. Accessed: 2026-06-10.
- Yikang Pan, Liangming Pan, Wenhui Chen, Preslav Nakov, Min-Yen Kan, and William Wang. 2023. **On the risk of misinformation pollution with large language models**. In *Findings of the Association for Computational Linguistics: EMNLP 2023*, EMNLP '23, pages 1389–1403, Singapore. Association for Computational Linguistics.
- Ethan Perez, Sam Ringer, Kamile Lukosiute, Karina Nguyen, Edwin Chen, Scott Heiner, Craig Pettit, Catherine Olsson, Sandipan Kundu, Saurav Kadavath, Andy Jones, Anna Chen, Ben Mann, Brian Israel, Bryan Seethor, Cameron McKinnon, Christopher Olah, Da Yan, Daniela Amodei, and 44 others. 2023. **Discovering language model behaviors with model-written evaluations**. In *Findings of the Association for Computational Linguistics: ACL 2023*, ACL '23, pages 13387–13434, Toronto, Canada. Association for Computational Linguistics.
- Rishanth Rajendhran, Amir Zadeh, Matthew Sarte, Chuan Li, and Mohit Iyyer. 2025. **VeriFastScore: Speeding up long-form factuality evaluation**. In *Findings of the Association for Computational Linguistics: EMNLP 2025*, EMNLP '25, pages 9234–9259, Suzhou, China. Association for Computational Linguistics.
- Yixiao Song, Yekyung Kim, and Mohit Iyyer. 2024. **VeriScore: Evaluating the factuality of verifiable claims in long-form text generation**. In *Findings of the Association for Computational Linguistics: EMNLP 2024*, EMNLP '24, pages 9447–9474, Miami, Florida, USA. Association for Computational Linguistics.
- Radu Soricut and Abdessamad Echihabi. 2010. **TrustRank: Inducing trust in automatic translations via ranking**. In *Proceedings of the 48th Annual Meeting of the Association for Computational Linguistics*, ACL '10, pages 612–621, Uppsala, Sweden. Association for Computational Linguistics.
- Weihang Su, Yichen Tang, Qingyao Ai, Zhijing Wu, and Yiqun Liu. 2024. **DRAGIN: Dynamic retrieval augmented generation based on the real-time information needs of large language models**. In *Proceedings of the 62nd Annual Meeting of the Association for Computational Linguistics (Volume 1: Long Papers)*, ACL '24, pages 12991–13013, Bangkok, Thailand. Association for Computational Linguistics.
- Yingjia Wan, Haochen Tan, Xiao Zhu, Xinyu Zhou, Zhiwei Li, Qingsong Lv, Changxuan Sun, Jiaqi Zeng, Yi Xu, Jianqiao Lu, Yinhong Liu, and Zhijiang Guo. 2025. **FaStFact: Faster, stronger long-form factuality evaluations in LLMs**. In *Findings of the Association for Computational Linguistics: EMNLP 2025*, EMNLP '25, pages 23814–23854, Suzhou, China. Association for Computational Linguistics.
- Fei Wang, Xingchen Wan, Ruoxi Sun, Jiefeng Chen, and Sercan O. Arik. 2025a. **ASTUTE RAG: Overcoming imperfect retrieval augmentation and knowledge conflicts for large language models**. In *Proceedings of the 63rd Annual Meeting of the Association for Computational Linguistics (Volume 1: Long Papers)*, ACL '25, pages 30553–30571, Vienna, Austria. Association for Computational Linguistics.
- Han Wang, Archiki Prasad, Elias Stengel-Eskin, and Mohit Bansal. 2025b. **Retrieval-augmented generation with conflicting evidence**. In *Proceedings of the Conference on Language Modeling*, COLM '25.
- Jerry Wei, Chengrun Yang, Xinying Song, Yifeng Lu, Nathan Hu, Jie Huang, Dustin Tran, Daiyi Peng, Ruibo Liu, Da Huang, Cosmo Du, and Quoc V. Le. 2024. **Long-form factuality in large language models**. In *Advances in Neural Information Processing Systems*, volume 37 of *NeurIPS '24*, pages 80756–80827. Curran Associates, Inc.
- Zhepei Wei, Wei-Lin Chen, and Yu Meng. 2025. **InstructRAG: Instructing retrieval-augmented generation via self-synthesized rationales**. In *Proceedings of the International Conference on Learning Representations*, ICLR '25.
- Chong Xiang, Tong Wu, Zexuan Zhong, David Wagner, Danqi Chen, and Prateek Mittal. 2024. **Certifiably robust RAG against retrieval corruption**. In *ICML 2024 Workshop on Next Generation of AI Safety*, ICML Workshop '24.
- An Yang, Anfeng Li, Baosong Yang, Beichen Zhang, Binyuan Hui, Bo Zheng, Bowen Yu, Chang Gao, Chengen Huang, Chenxu Lv, Chujie Zheng, Dayiheng Liu, Fan Zhou, Fei Huang, Feng Hu, Hao Ge, Haoran Wei, Huan Lin, Jialong Tang, and 41 others. 2025. **Qwen3 technical report**. *ArXiv preprint*, arXiv:2505.09388.
- Ori Yoran, Tomer Wolfson, Ori Ram, and Jonathan Berant. 2024. **Making retrieval-augmented language models robust to irrelevant context**. In *Proceedings of the International Conference on Learning Representations*, ICLR '24.
- Zhenrui Yue, Huimin Zeng, Yimeng Lu, Lanyu Shang, Yang Zhang, and Dong Wang. 2024. **Evidence-driven retrieval augmented response generation for online misinformation**. In *Proceedings of the 2024 Conference of the North American Chapter of the Association for Computational Linguistics: Human Language Technologies (Volume 1: Long Papers)*, NAACL '24, pages 5628–5643, Mexico City, Mexico. Association for Computational Linguistics.
- Linda Zeng, Rithwik Gupta, Divij Motwani, Yi Zhang, and Diji Yang. 2025. **Worse than zero-shot? a fact-checking dataset for evaluating the robustness of**

[RAG against misleading retrievals](#). In *The Thirty-ninth Annual Conference on Neural Information Processing Systems Datasets and Benchmarks Track*, NeurIPS '25.

Huichi Zhou, Kin-Hei Lee, Zhonghao Zhan, Yue Chen, Zhenhao Li, Zhaoyang Wang, Hamed Haddadi, and Emine Yilmaz. 2025. [TrustRAG: Enhancing robustness and trustworthiness in RAG](#). *ArXiv preprint*, arXiv:2501.00879.

A MIRAGE Prompts

A.1 Verified-Claims Generation (Gate Passed)

Task: Write a factual long-form answer using
 ↪ the verified claims below.

Rules:

- (1) Do not add new unverified facts.
- (2) Cite claims inline as [C#].
- (3) Prefer higher-scoring claims.
- (4) If claims are insufficient or conflicting,
 ↪ say so and stop.

Question: {q}

Verified claims:

C1: {text} (score={s}; src={domain});
 ...

A.2 Parametric Generation (Gate Blocked)

Write the best factual long-form answer to the
 ↪ question using only your internal
 ↪ knowledge.

Be explicit about uncertainty.

Avoid speculation.

If you are not confident, say what would be
 ↪ needed to verify the answer.

B Pollution Protocol Details

B.1 Goal

To stress-test long-form RAG under realistic retrieval noise, we construct polluted evidence by minimally editing clean passages into on-topic, linguistically plausible text that is nevertheless factually incorrect. The objective is to preserve surface relevance and fluency while injecting concrete, verifiable errors that can mislead a generator that over-trusts retrieved context.

B.2 Input and output format

For each instance, the generator receives (i) a QA-style question (topic anchor), (ii) an evidence passage (optionally with a title), and (iii) a target pollution type (hint). It returns strict JSON with keys: `type` (pollution family), `polluted` (the rewritten passage), and `rationale` (brief researcher-facing explanation of what was changed and why it is wrong).

B.3 Controlled Corruption Constraints

To avoid trivial artifacts, we enforce: (1) *topic preservation* (the rewrite remains about the same entities and subject as the question/passage), (2) *minimal editing* (preserve 50–80% of tokens and cap token-change at ≤ 0.75), (3) *non-absurd plausibility* (neutral encyclopedic tone; no satire), and (4) *anti-shortcut rules* (reject vague comparatives and meta-commentary; no citations/URLs).

B.4 Generation Prompt

We use the following system and user templates, shown verbatim, to produce polluted passages:

```

You are an adversarial data generator for robustness
↪ testing.
You will receive:
- a QA-style question (topic anchor)
- an evidence passage (title optional)

Your task: rewrite the passage so it stays 100% ON-TOPIC and
↪ linguistically plausible,
but is factually WRONG according to reality and the original
↪ passage.

Do NOT answer the question directly; produce an
↪ evidence-style paragraph.

Keep entities and topic consistent, but alter at least one
↪ concrete, verifiable atomic fact (e.g., year, number,
↪ location detail, role, or causal direction) to make the
↪ content incorrect yet superficially credible.

Never include citations, brackets, URLs, or meta-comments.
Do not say it is wrong or fabricated.
Mimic a neutral encyclopedic tone unless instructed
↪ otherwise.

You must pick at least one {pollution_types} strategy and
↪ follow its rules:

- Conflicting: explicitly contradict a key fact from the
↪ original passage
  (e.g., swap dates/names/causes).
- Misleading: keep some truths but cherry-pick, omit, or
↪ frame details so that
  a reader is led to a wrong conclusion.
- Fabricated: invent plausible but non-existent particulars
  (e.g., a committee name, a study, or figures).
- Unambiguous: minimally alter one salient, explicit,
↪ checkable atomic fact from the original passage while
↪ leaving the rest of the passage largely unchanged.

Hard constraints:
- Stay relevant to the given question and original passage.
- Avoid absurdity, satire, or obvious jokes.
- DO NOT mention which strategy you used.
- Output STRICT JSON ONLY with keys: type, polluted,
↪ rationale.
- type in {pollution_types}
- polluted: the rewritten wrong passage
- rationale: 1-2 sentences explaining, for researchers, how
↪ it is wrong.
  Do not include this rationale in the polluted text.
  
```

B.5 Dataset-level balancing

To reduce confounding from any single corruption style, we generate polluted passages using an approximately uniform mix over the four families. Table 7 reports dataset-level statistics, including the number of corrupted points for the full-pollution and mixed-pollution settings, as well as mixed

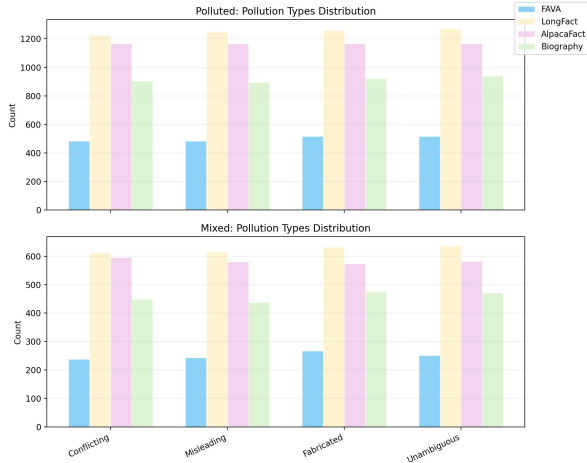


Figure 4: **Pollution-type counts by dataset.** Bars are grouped by pollution family (Conflicting, Misleading, Fabricated, Unambiguous); within each group, colors indicate the dataset (see legend). **Top:** Full regime, where all retrieved passages are corrupted. **Bottom:** Mixed regime, where half of the retrieved passages are corrupted. Exact counts match Table 7.

clean and unknown counts. Figure 4 reports the resulting distribution per dataset.

C Defended-Claims Gate

We distinguish between (i) core semantic gate criteria that define retrieval reliability (Table 8) and (ii) computational graph-construction parameters used for tractability (Table 9). Unless stated otherwise, we use a single fixed configuration across datasets and LLM backbones.

Complementing Table 3, which reports averaged offline gate pass/block rates across datasets, we provide the corresponding per-dataset breakdown in Table 11.

C.1 Domain Trust Mapping

For each evidence passage, we extract the source domain by parsing the URL host when available (or by regex-detecting a URL inside the passage text); if no URL is present, we set the domain to unknown. We then assign a domain-trust weight by applying the rules in Table 10 via substring or TLD matching. If multiple rules match, the implementation applies a fixed priority order to ensure deterministic assignment.

C.2 Claim Scoring Weights

The coefficients (α, β) in equation (3) are not tuned per dataset and are fixed across all experiments ($\alpha = 0.5$ and $\beta = 0.3$). This choice encodes

a simple priority ordering that we keep consistent throughout: (i) cross-source agreement should dominate, (ii) domain quality should provide a modest prior, and (iii) retrieval rank should only break ties.

We use $\log(1+n(c))$ so that the first independent supporter yields a large gain (from 0 to $\log 2 \approx 0.69$) while additional supporters have diminishing returns. We scale the domain prior by 0.5 so that moving from the lowest- to highest-trust sources ($0.20 \rightarrow 0.90$) changes $s(c)$ by at most 0.35, which is still smaller than the gain from one additional independent supporter ($\log 2 \approx 0.69$), preventing priors from overpowering consensus.

D Retriever Details

We use a fixed dense bi-encoder retriever in all experiments. Retrieved passages and similarity scores are cached per (dataset, model) run for reproducibility and to seed the pollution protocol.

D.1 Corpus and Candidate Pool

All benchmarks we use are prompt-only; therefore, we construct a dataset-specific candidate corpus by collecting a clean evidence pool from the web. Following VeriScore’s evidence retrieval step (Song et al., 2024), we query Google Search via the Serper API for each prompt and cache the returned top results (title, snippet, URL). We treat each cached result as a candidate evidence passage and store the full pool (per dataset) for reproducibility. We perform lightweight normalization and de-duplication (e.g., by URL host/title) to obtain a stable candidate set per dataset.

D.2 Retrieval Regimes and Caching

All retrieval regimes (Clean/Mixed/Fully Polluted) are derived from the same cached candidate pool. Clean uses the retrieved passages as-is, while Mixed and Fully Polluted replace retrieved passages with their minimal-edit rewritten counterparts produced by our pollution generator (Section 4). Unless stated otherwise, we retrieve top- k passages per prompt ($k=20$), and cache both the selected passages and their similarity scores for each run.

Note: Serper is used in two distinct places—(i) offline to cache a fixed evidence pool for building our RAG retrieval corpora/regimes, and (ii) during evaluation within VeriScore to retrieve external evidence per generated claim; VeriScore never sees our RAG passages as its verification evidence.

Dataset	#Questions	#Passages	FullP				MixP			
			C	M	F	U	C	M	F	U
FAVA	100	2000	483	484	516	517	238	243	267	251
LongFact	250	5000	1223	1248	1258	1271	613	615	632	637
Biography	183	3660	903	896	923	938	448	438	474	470
AlpacaFact	233	4660	1165	1165	1165	1165	594	580	573	583

Table 7: **Dataset-level pollution statistics.** Number of polluted passages by corruption family: C=Conflicting, M=Misleading, F=Fabricated, U=Unambiguous. Mixed Pollution (MixP, half of passages polluted) and Full Pollution (FullP, all passages polluted).

Symbol	Meaning	Default
<i>Core Gate Criteria</i>		
r_{\max}	Maximum contradiction tolerance	0.98
d_{\min}	Minimum required source diversity	2
<i>Claim Scoring Weights</i>		
α	Weight for source-quality prior	0.5
β	Weight for retrieval score	0.3

Table 8: **Core MIRAGE gate criteria and claim-scoring weights.** The contradiction and diversity thresholds define the active semantic trust decision used by MIRAGE. All values are fixed globally across datasets and LLM backbones.

Symbol	Meaning	Default
k	Retrieved passages/query	20
k_{ctr}	Counter passages/probed claim	3
M	Claims probed for counter-evidence	8
N	Candidate-claim cap/query	120
P_{\max}	Sampled pairwise NLI cap/query	400
τ_{overlap}	Token-overlap threshold	0.62
θ_{support}	NLI confidence threshold	0.25

Table 9: **Computational limits and graph-construction parameters.** These parameters are introduced for tractable graph construction and efficient NLI evaluation, and do not encode semantic assumptions about retrieval reliability.

D.3 Dense Retriever

Given a question q , we embed q and all candidate passages using an embedding model $E(\cdot)$ and rank passages by similarity in embedding space. We take `text-embedding-3-small` as an embedding model, similarity is computed via dot-product; when normalization is enabled, this corresponds to cosine similarity.

D.4 Caching and Reproducibility

To make retrieval deterministic and efficient, we pre-construct and cache per-question retrievers. Concretely, we (i) build a stable mapping from

Domain type (rule)	Trust
Reference / encyclopedia (wikipedia, wiki)	0.90
Official / academic (.gov, .edu)	0.80
Major news keywords (nytimes, reuters)	0.70
Non-profit / org TLD (.org)	0.65
Commercial TLD (.com)	0.50
Unknown / no domain found (unknown)	0.40
Forum / discussion keyword (forum)	0.20

Table 10: **Domain-trust priors used in node scoring.** We assign each claim a source domain extracted from the evidence (URL host when present; otherwise unknown). We then map the domain to a heuristic trust weight in $[0, 1]$ using simple substring/TLD rules (implemented deterministically in code). This trust term is only a secondary prior in equation (3) (scaled by 0.5) and does not override multi-source agreement.

questions to `question_id`, and (ii) store a serialized retriever object per (dataset, question_id, embedding_model) under a cache directory. At runtime, retrieval loads these cached objects and returns the same ranked lists and scores.

E Verification Details

We evaluate factuality with VeriScore (Song et al., 2024), which decomposes each generated answer into atomic, verifiable claims and verifies each claim against the provided evidence snippets. The verifier assigns one of three labels—SUPPORTED, UNSUPPORTED, or INSUFFICIENT. We use a strict verifier prompt that (i) decides only from the shown snippets, (ii) requires high-trust evidence to mark a claim as SUPPORTED, and (iii) treats micro-perturbations (dates, numbers, entities, directions, and temporal scopes) as UNSUPPORTED. We report VeriScore $F1@K$, where K is set per dataset as the median number of extracted claims (per the VeriScore definition).

For each extracted claim, we retrieve external verification evidence from the web using Google Search via the Serper API, following the original

Dataset	Condition	Pass %	Block %	Rel. pass drop (%)
FAVA	Clean	87.0	13.0	0.0
	Mixed	50.0	50.0	42.5
	Polluted	0.0	100.0	100.0
LongFact	Clean	86.4	13.6	0.0
	Mixed	45.2	54.8	47.7
	Polluted	0.0	100.0	100.0
Biography	Clean	90.7	9.3	0.0
	Mixed	49.2	50.8	45.8
	Polluted	0.0	100.0	100.0
AlpacaFact	Clean	84.5	15.5	0.0
	Mixed	49.8	50.2	41.1
	Polluted	0.0	100.0	100.0

Table 11: **Offline MIRAGE gate outcomes (per dataset)**. For each dataset and retrieval regime, we report the fraction of queries where the DeBERTa-based MIRAGE gate passes (uses retrieved evidence) or blocks (falls back to a parametric answer). The *Rel. pass drop (%)* is the relative decrease in pass rate vs. Clean for the same dataset: $100 \times (1 - \text{Pass}/\text{Pass}_{\text{Clean}})$. This table complements the averaged results in Table 3.

VeriScore pipeline. Specifically, the claim text is used as the search query, and the verifier receives the top returned results (title, snippet, and URL). The verifier is therefore not exposed to our RAG retrieval passages (clean/mixed/polluted); the verification evidence source remains identical across retrieval regimes. Consequently, performance differences under mixed or fully polluted retrieval reflect changes in the generated claims caused by polluted generation context, rather than contamination of the verification process itself. For reproducibility, all web evidence pools are cached, and both generation and verification use snippets drawn from these cached results.

F Additional RAG Baselines

We also introduce a number of baselines for experimental comparison depending on the usage of retrieval passages for answer generation. There are as follows:

No-RAG. Generation without retrieval: $y_{\emptyset} = \text{LLM}_{\theta}(q)$.

Clean RAG. Generation with clean retrieval passages: $y_{\text{clean}} = \text{LLM}_{\theta}(q, \mathcal{D}_{\text{clean}})$.

Polluted RAG. Generation with polluted retrieval passages: $y_{\text{poll}} = \text{LLM}_{\theta}(q, \mathcal{D}_{\text{poll}})$.

Clean + Polluted RAG. Combined-evidence gen-

Dataset	Model	Clean	Polluted	$\Delta\%$ Drop
FAVA	GPT-4o-mini	87.36	34.83	-60.1
	GPT-5-mini	82.18	36.54	-55.5
	LLaMA-3.1-8B	78.15	37.43	-52.1
	Mistral-7B	82.04	27.64	-66.3
	Qwen3-8B	78.40	31.28	-60.1
LongFact	GPT-4o-mini	89.80	49.11	-45.3
	GPT-5-mini	89.89	50.58	-43.7
	LLaMA-3.1-8B	84.69	22.73	-73.2
	Mistral-7B	89.16	37.04	-58.5
	Qwen3-8B	87.07	40.61	-53.4
Biography	GPT-4o-mini	84.53	22.65	-73.2
	GPT-5-mini	83.19	15.20	-81.7
	LLaMA-3.1-8B	59.55	12.03	-79.8
	Mistral-7B	83.90	12.38	-85.2
	Qwen3-8B	70.82	13.24	-81.3
AlpacaFact	GPT-4o-mini	79.57	52.90	-33.5
	GPT-5-mini	75.50	48.42	-35.9
	LLaMA-3.1-8B	60.18	28.26	-53.0
	Mistral-7B	73.50	33.63	-54.2
	Qwen3-8B	70.08	38.43	-45.2

Table 12: **Relative percentage drop under Polluted RAG**. We report Clean RAG, Polluted RAG (highlighted in red), and the relative percentage drop $\Delta\% = 100(\text{Polluted} - \text{Clean})/\text{Clean}$. Polluted RAG induces severe performance degradation across all datasets and models, with drops ranging from approximately 30% to over 85%, highlighting the fragility of standard RAG pipelines under evidence pollution.

eration: $y_{\text{comb}} = \text{LLM}_{\theta}(q, \mathcal{D}_{\text{clean}} \cup \mathcal{D}_{\text{poll}})$.

Polluted RAG + No RAG. Concatenation of polluted-retrieval and no-retrieval outputs: $y_{\text{poll}} \parallel y_{\emptyset}$.

Clean RAG + Polluted RAG + No RAG. Concatenation of combined-retrieval and no-retrieval outputs: $y_{\text{comb}} \parallel y_{\emptyset}$.

Claim-Support Graph. Given y_{comb} and y_{\emptyset} , extract claims from both; pair by token overlap; label with NLI in both directions; and keep only y_{comb} claims supported by y_{\emptyset} . This improves naive concatenation but underperforms MIRAGE

F.1 Answer-Level Baselines

Table 13 compares MIRAGE with several evidence-consolidation strategies that operate purely at the answer level. These baselines combine or reweight answers from polluted and no-RAG runs, or construct a claim-support graph over the generated text itself.

Simple concatenation schemes partially mitigate the worst failures by allowing the verifier to

choose between multiple answers, but they still trail MIRAGE by a wide margin on both datasets. The claim-support graph baseline is the strongest answer-level baseline in several settings, but still trails MIRAGE; for example, on FAVA with GPT-4o-mini it achieves 68.24% versus 82.54% for MIRAGE, and on LongFact 74.66% versus 88.93%.

F.2 Claim-Graph-Only Limitations

Compared to MIRAGE, the claim-support graph baseline has several limitations. First, it is sensitive to coverage, as it relies on token-overlap pairing between answers; paraphrased or partially overlapping claims may therefore not be compared. Second, it lacks an explicit defense mechanism and cannot stop generation when retrieval is broadly polluted but internally consistent. Third, it incurs quadratic cost in the number of claims, which limits scalability. Finally, coherent misinformation may still pass through if generated answers agree with each other, whereas MIRAGE operates on the underlying retrieval graph and can block RAG entirely, falling back to safer parametric generation.

G Runtime and Cost Analysis

We report a runtime and cost diagnostic on 30 randomly sampled queries. Although MIRAGE retains up to $N = 120$ candidate claims (yielding $\binom{120}{2} = 7140$ possible pairs), it performs at most $P_{\max} = 400$ sampled pairwise NLI checks per query. MIRAGE also issues counter-evidence probes for up to $M = 8$ claims with at most $k_{\text{ctr}} = 3$ passages each, yielding a bounded local verification budget of roughly $400 + 8 \times 3 = 424$ NLI checks per query. The lexical overlap pre-filter further removes most cross-source pairs before NLI scoring (Table 18).

All NLI verification uses a local model and therefore contributes wall-clock compute but not LLM API cost. Retrieval uses cached/local evidence, and the reported monetary cost reflects only LiteLLM-recorded gpt-4o-mini generation cost. MIRAGE makes a single LLM generation call per query: either verified-claims generation when the gate passes, or parametric no-retrieval generation when the gate blocks.

Table 15 shows that MIRAGE’s practical verification workload is far below exhaustive all-pairs comparison, averaging only 55–128 pairwise NLI checks per query. Even including counter-evidence verification, the workload remains well below the

default cap of 424 checks per query. Since verification runs locally, API-side cost remains dominated by a single generation call, yielding approximately 2.6×10^{-4} – 4.7×10^{-4} dollars per query.

Compared with prior robust-RAG methods that require multiple generation calls or iterative retrieval (Wang et al., 2025a; Jiang et al., 2023b; Su et al., 2024), MIRAGE keeps generation to a single LLM call per query and shifts robustness computation to bounded local NLI verification. Together with the robustness results in Table 2, this shows that MIRAGE improves resilience to polluted retrieval while keeping API-side cost close to a standard single-call RAG pipeline.

H Gate Behavior under Mixed Retrieval

We give a small illustrative example showing how claim scoring and pruning can discard polluted evidence while retaining a coherent defended set. For exposition only, we annotate which retrieved passages are polluted; MIRAGE does not observe these labels.

H.1 Setup

Question: “Who was Alan Turing?”

We simulate $k=6$ retrieved passages, each associated with a normalized retriever score $\tilde{r}(p) \in [0, 1]$ and a domain trust prior $\text{trust}(\text{dom}(p)) \in [0, 1]$. All trust values in this example use the same normalized scale as the main method; the example is intended to illustrate relative weighting among signals, not a different or rescaled trust scheme.

H.2 Claim Extraction and Scoring

Assume the claim extractor produces one atomic claim per passage (C_i from P_i), and NLI adds (i) a support edge between C_1 and C_2 (they state consistent birth/death facts), and (ii) contradiction edges from C_4 against C_1/C_2 (birth/death mismatch), from C_5 against C_2 (Bletchley vs. NSA/Enigma confusion), and from C_6 against C_1/C_2 (death year / Nobel claim). Following the domain-prior mapping in Table 10, we assign *britannica.com* the generic commercial-domain prior of 0.50, *en.wikipedia.org* the reference/encyclopedia prior of 0.90, and *plato.stanford.edu* the academic-domain prior of 0.80. For the three synthetic low-credibility toy domains, we assign a low prior of 0.20 for exposition. We then compute $s(c)$ using Equation (3) with $\tilde{r}(c) = \tilde{r}(p)$ from the source passage:

Method	LongFact		FAVA	
	GPT-4o-mini	GPT-5-mini	GPT-4o-mini	GPT-5-mini
Polluted RAG + No RAG	68.10	71.54	63.41	67.83
Clean RAG + Polluted RAG	70.90	62.63	63.91	69.04
Clean + Polluted + No RAG	64.69	65.84	61.41	64.24
Claim-Support Graph	74.66	67.38	68.24	64.68
MIRAGE	88.93	86.45	82.54	79.68

Table 13: **Concatenation and claim-graph baselines vs. MIRAGE on LongFact and FAVA** (VeriScore F1@ k median). Rows correspond to different evidence-consolidation strategies; columns report results for **GPT-4o-mini** and **GPT-5-mini**. **MIRAGE** (bottom, green) consistently achieves the highest F1@ k , outperforming all concatenation variants and the claim-support graph.

H.3 Defended Set and Gate Decision

Let MIRAGE keep the top $N=3$ claims, yielding the defended set $S^* = \{C_1, C_2, C_3\}$. Within S^* , the overlap-based pairing produces one edge between C_1 and C_2 (support), and no contradictions: $\text{edges} = 1$, $\text{support_edges} = 1$, and $\text{contradiction_edges} = 0$. Thus, $\text{contradiction_ratio} = 0/1 = 0.0$. Since the claims span three distinct domains, $\text{source_diversity} = 3$. Under the global gate configuration used in our experiments ($r_{\max} = 0.98$ and $d_{\min} = 2$), all active gate conditions are satisfied: $0.0 \leq 0.98$ and $3 \geq 2$. The gate therefore passes and the generator is conditioned only on S^* .

H.4 Generation Conditioned on Defended Claims

Alan Turing (23 Jun 1912–7 Jun 1954) was a British mathematician and logician who played a major role in early computing and wartime cryptanalysis [C1][C2]. During World War II, he worked at Bletchley Park on codebreaking efforts [C2]. He also introduced the concept of the Turing machine (1936), a foundational model for formalizing computation [C3].

I Full Experimental Results

This appendix section provides the full per-dataset breakdown underlying the averaged robustness results in the main paper (Table 1). Specifically, Table 12 summarizes how much vanilla RAG degrades when clean evidence is replaced by fully polluted evidence, and Table 14 reports per-dataset VeriScore F1@ k for all backbones and retrieval regimes.

The No-RAG baseline is a parametric-only generation baseline without retrieved evidence, while MIRAGE’s BLOCKED path uses a stronger no-evidence fallback prompt that explicitly asks the model to be uncertain, avoid speculation, and state what would be needed for verification. Therefore, in regimes where MIRAGE blocks retrieval, differences from No-RAG should not be interpreted as evidence-use gains. They reflect removal of polluted context exposure plus the effect of the safer fallback instruction template. The substantive comparison is that MIRAGE avoids conditioning on polluted retrieval, whereas vanilla RAG remains exposed to it.

J MIRAGE Pipeline Details

J.1 Claim Graph Construction

MIRAGE employs lightweight sentence segmentation and does not use an LLM for claim decomposition in any main experiment, ensuring that the method remains training-free, reproducible, and low-overhead. For domain extraction, if no URL is available, the domain is set to UNKNOWN. For efficiency, we cache token sets for each claim to accelerate overlap computations.

J.2 Paraphrase Robustness and Efficiency of Pair Selection

Equation (1) uses a containment-style lexical overlap filter as an efficiency-oriented pre-filter before NLI. This is not intended to be an optimal semantic matching strategy; rather, it avoids exhaustive cross-source claim-pair comparison and keeps MIRAGE lightweight. The filter is effective when supporting or contradictory evidence preserves key lexical anchors such as named entities, dates, locations, and numerical values.

Dataset	Model	No-RAG	Clean RAG		Mixed RAG		Polluted RAG	
			RAG	MIRAGE	RAG	MIRAGE	RAG	MIRAGE
FAVA	GPT-4o-mini	81.20	87.36	90.80	55.79	91.59	34.83	82.54
	GPT-5-mini	70.86	82.18	80.97	54.09	86.47	36.54	79.68
	LLaMA-3.1-8B	69.42	78.15	81.17	38.28	66.77	37.43	69.61
	Mistral-7B	64.91	82.04	81.98	41.54	66.75	47.64	68.54
	Qwen3-8B	74.92	78.40	84.42	47.62	78.70	31.28	77.35
LongFact	GPT-4o-mini	86.90	89.80	91.13	58.24	90.33	49.11	88.93
	GPT-5-mini	85.84	89.89	88.63	52.81	86.47	50.58	86.45
	LLaMA-3.1-8B	86.10	84.69	85.17	59.18	86.43	22.73	84.61
	Mistral-7B	75.05	89.16	89.72	60.27	82.19	37.04	80.27
	Qwen3-8B	84.61	87.07	90.17	57.13	87.56	40.61	85.11
Biography	GPT-4o-mini	58.99	84.53	84.81	42.56	70.11	22.65	61.87
	GPT-5-mini	54.72	83.19	83.37	46.63	68.50	15.20	56.97
	LLaMA-3.1-8B	56.06	59.55	71.21	24.59	69.13	12.03	60.06
	Mistral-7B	69.21	83.90	85.01	26.85	77.77	12.38	70.00
	Qwen3-8B	53.75	62.18	62.28	26.64	61.25	13.24	55.49
AlpacaFact	GPT-4o-mini	76.41	79.57	83.50	58.92	81.70	52.90	78.65
	GPT-5-mini	69.88	75.50	81.31	64.09	80.64	48.42	71.71
	LLaMA-3.1-8B	62.90	60.18	67.88	44.78	65.31	28.26	67.09
	Mistral-7B	69.73	73.50	79.66	51.80	72.78	33.63	70.34
	Qwen3-8B	65.71	60.79	76.94	55.15	72.34	38.43	67.79

Table 14: **Per-dataset factuality under retrieval pollution.** VeriScore F1@k for five LLM backbones on four long-form QA datasets (FAVA, LongFact, Biography, AlpacaFact). We report No-RAG (parametric-only) and vanilla RAG under clean retrieval, plus mixed (50% polluted) and fully polluted (100% polluted) retrieval, each compared against MIRAGE. Table 1 reports the corresponding averages across datasets.

Setting	N	Candidate Claims	Kept Claims	Pair NLI	Counter Queries	Counter Passages	LLM \$ / q.
Clean	120	45.95	41.74	127.87	8.00	24.00	0.00047
Mixed	120	50.00	40.57	72.42	8.00	24.00	0.00044
Polluted	120	51.17	40.92	55.23	8.00	24.00	0.00026

Table 15: Runtime and cost statistics for MIRAGE on 30 samples, averaged by retrieval setting. Candidate and kept claims are reported per query. Pair NLI summarizes the local claim-pair verification workload. LLM cost is the average gpt-4o-mini API generation cost per query recorded by LiteLLM. The released code includes instrumentation for exact wall-clock reporting in future runs.

PID	Domain	$\tilde{r}(p)$	Tag (for exposition)	Excerpt (abridged)
P1	britannica.com	0.92	Clean	Alan Turing (23 Jun 1912–7 Jun 1954) was a British mathematician and logician; he contributed to wartime cryptanalysis.
P2	en.wikipedia.org	0.86	Clean	Alan Turing (23 Jun 1912–7 Jun 1954) was a British mathematician and computer scientist; he worked at Bletchley Park on codebreaking.
P3	plato.stanford.edu	0.79	Clean	Turing introduced the notion of a (universal) Turing machine as a foundational model of computation (1936).
P4	historycomputing.blog	0.81	Polluted	Turing was born in 1913 in Manchester and later led the Manhattan Project at Los Alamos.
P5	ww2-archive.net	0.76	Polluted	Turing joined the U.S. NSA in 1940 and designed the Enigma cipher used by Germany.
P6	biographyfacts.org	0.72	Polluted	Turing lived until 1962 and received the Nobel Prize in Physics for inventing modern computers.

Table 16: Toy mixed retrieval example. “Tag” is shown only to clarify the simulation; MIRAGE only sees text + domains + scores.

CID	Domain	#support(c)	trust(dom(c))	$\tilde{r}(c)$	$s(c)$	Keep?
C1	britannica.com	1	0.50	0.92	1.219	keep
C2	en.wikipedia.org	1	0.90	0.86	1.401	keep
C3	plato.stanford.edu	0	0.80	0.79	0.637	keep
C4	historycomputing.blog	0	0.20	0.81	0.343	drop
C5	ww2-archive.net	0	0.20	0.76	0.328	drop
C6	biographyfacts.org	0	0.20	0.72	0.316	drop

Table 17: Toy scoring under equation (3). Because polluted claims receive no cross-source support (and come from low-trust domains), they rank below the coherent clean cluster and are pruned away.

Setting	N	All pairs	NLI pairs	Avoided	Reduction
MixP	120	971.22	38.28	932.93	96.1%
FullP	120	1214.76	31.15	1183.61	97.4%

Table 18: Lexical pair-selection diagnostic on 30 mixed and polluted samples. ‘‘All pairs’’ denotes the average number of possible cross-source claim pairs before filtering; ‘‘NLI pairs’’ denotes the average number sent to the local NLI verifier after lexical filtering. The filter avoids most pairwise NLI calls, yielding approximately 25.4 \times fewer comparisons in MixP and 39.0 \times fewer comparisons in FullP.

To quantify this compute-saving effect, we run a diagnostic analysis on 30 mixed and polluted samples. Each query contains hundreds to thousands of possible cross-source claim pairs before filtering. As shown in Table 18, lexical filtering reduces the average number of pairs sent to NLI from 971.22 to 38.28 in MixP and from 1214.76 to 31.15 in FullP, avoiding 96.1% and 97.4% of pairwise NLI calls, respectively. This corresponds to approximately 25.4 \times and 39.0 \times fewer pairwise NLI comparisons.

Lexical filtering can miss paraphrastic agreement or contradiction, especially under omission, framing, or heavy rewording rather than shared entities, dates, or numbers. This sparsifies the claim graph, leaving fewer support or contradiction edges for NLI to adjudicate. MIRAGE handles such cases conservatively, tending to block retrieval rather than condition generation on weakly connected evidence.

We expose τ_{overlap} to trade recall for speed. Dense or hybrid semantic pair selection could improve paraphrase recall, but would increase retrieval-time computation; we leave this variant to future work. We cap candidate pairs per query at P_{max} to control NLI inference cost.

J.3 Counter-evidence Probing Details

For the top- M claims (ranked by $\tilde{r}(c)$), we construct a dispute-style query $q^{\text{counter}}(c) = \{claim\}$ *myth false controversy dispute correction retraction* and retrieve up to k_{counter} additional passages using the same retriever. The added terms are generic and dataset-independent: they are intended to surface refutations, corrections, or disagreement-oriented evidence without using any ground-truth labels.

We then apply NLI between c and each retrieved passage. When $p_{\text{contr}} > p_{\text{entail}}$ and $p_{\text{contr}} \geq \theta_{\text{supp}}$, we add a self-contradiction edge with weight w^{contr} . These edges penalize claims that appear plausible in the original retrieval set but are contradicted by targeted counter-evidence, complementing the cross-source support and contradiction edges in the main claim graph.

J.4 Domain Trust Prior

We define a fixed trust prior $\text{trust}(\text{dom}) \in [0, 1]$, assigning higher values to government and educational domains (e.g., .gov, .edu), Wikipedia, and major news outlets, followed by generic .com domains and user-generated forums. This mapping is query-independent and used only as a lightweight source prior.

In MIRAGE, domain trust is strictly secondary: it can break ties among otherwise similar claims, but it is never sufficient on its own and cannot override multi-source agreement. This prevents high-reputation but polluted passages from dominating the graph, while still allowing source quality to stabilize scoring.

This follows web-ranking practice, where query-independent authority signals such as TrustRank-style propagation (Soricut and Echiabi, 2010) are auxiliary features rather than primary evidence. Similarly, our domain-level features complement content-based consistency signals.

K Examples of Polluted Passages

We present representative examples of perturbations from the LongFact evidence pool. Each example consists of a clean passage and its corresponding polluted variant. We group perturbations into four categories.

K.1 Unambiguous (Single-Fact Edits)

Clean: “The International Criminal Court (ICC or ICt) is an intergovernmental organization and international tribunal that sits in The Hague in the Netherlands.”

Polluted: “The International Criminal Court (ICC or ICt) is an intergovernmental organization and international tribunal that sits in **Geneva, Switzerland.**”

K.2 Conflicting (Fact / Polarity Flips)

Clean: “The Charter of the United Nations is the founding document of the United Nations. It was signed on 26 June 1945, in San Francisco, at the conclusion of the United Nations Conference on International Organization, and came into force on 24 October 1945.”

Polluted: “The Charter of the United Nations is the founding document of the United Nations. It was signed on **26 June 1950**, in **Los Angeles**, at the conclusion of the United Nations Conference on International Organization, and came into force on **24 October 1950.**”

K.3 Misleading (Selective Framing)

Clean: “Kevin David Mitnick (August 6, 1963 – July 16, 2023) was an American computer security consultant, author, and convicted hacker. In 1995, he was arrested for various computer and communications-related crimes, and spent five years in prison after being convicted of fraud and illegally intercepting communications.”

Polluted: “Kevin David Mitnick (August 6, 1963 – July 16, **2022**) is an American computer security consultant, author, and convicted hacker. In 1995, he was arrested for **minor offenses related to hacking**, and **served three years in prison** after being convicted of **theft and trespassing on private property.**”

K.4 Fabricated (Invented Details)

Clean: “America’s Cup match races are held between two sailing yachts: one from the yacht club that currently holds the trophy (known as the defender) and the other from the yacht club that is

challenging for the cup (the challenger). The winner is awarded the America’s Cup trophy, informally known as the Auld Mug.”

Polluted: “America’s Cup match races are held between **three sailing yachts**: one representing the yacht club that currently holds the trophy (known as the defender), and **two others from different yacht clubs**. The winner of the final race is awarded the America’s Cup trophy, informally known as the **Silver Cup**, which was **first introduced in 1820.**”