



FORMALRX: Rectify and eXamine Semantic Failures in Autoformalization

Haocheng Wang^{*1,4}, Baiyu Huang^{*1}, Yingjia Wan^{*2}, Xiao Zhu¹, Xiaoyang Liu⁵, Yinya Huang^{†3,4} and Zhijiang Guo^{†1,6}

¹LARK Lab, HKUST(GZ), ²UCLA, ³ETH AI Center, ⁴ETH Zurich, ⁵SJTU, ⁶HKUST

*Equal Contribution †Corresponding Author

Github Page: <https://lark-ai-lab.github.io/formalrx/>

Benchmark: <https://huggingface.co/datasets/LARK-Lab/FormalRx-Test>

Model Weight: <https://huggingface.co>

Abstract

The veracious semantic alignment in autoformalization is significant for formal mathematical reasoning. However, existing evaluations provide only opaque binary verdicts or scalar scores, offering no interpretable insight into where or why translations fail. This opacity severely limits both human understanding and automated system improvement. To bridge this gap, we introduce **FORMALRX**, a comprehensive diagnostic evaluation framework that transforms autoformalization assessment from black-box judgments into actionable feedback. At its core is **Sci Error Taxonomy**, a hierarchical classification scheme decomposing autoformalization errors into 28 distinct categories with strict priority ordering. Building on this taxonomy, **FORMALRX** provides four critical diagnostic capabilities: alignment verdicts, error categorization, error localization, and correction. We instantiate the framework with a diagnostic model **FORMALRX-8B**, trained on 56,287 NL-FL pairs with fine-grained diagnostic annotations, and release **FORMALRX-Test** as the first fine-grained diagnostic benchmark. **FORMALRX-8B** achieves F1-scores of 0.88 (verdict) and 0.71 (categorization), along with accuracies of 0.75 (localization) and 0.73 (correction), substantially outperforming both general-purpose LLMs and specialized baselines. By connecting evaluation with actionable insights, **FORMALRX** enables systematic diagnosis and improvement of autoformalization systems.

1. Introduction

Formal mathematical reasoning has emerged as a new frontier in Artificial Intelligence, offering a path to rigorous and verifiable logical inference (Yang et al., 2024). Within this paradigm, proof assistants such as Lean (de Moura and Ullrich, 2021; de Moura et al., 2015) have become pivotal. By grounding informal reasoning in strict formal systems, *autoformalization* translates mathematical problems from natural language into formal statements (Wu et al., 2022), serving as a critical bridge to mitigate the reasoning unfaithfulness and hallucinations (Wang et al., 2025b) frequently observed in Large Language Models (LLMs). However, the development of effective metrics and systematic evaluation frameworks to characterize translation failures remains notably limited (Weng et al., 2025; Yang et al., 2024).

Existing approaches to autoformalization evaluation are fundamentally limited by a lack of interpretability, hindering systematic error diagnosis and model improvement (Table 1). Early work relied on syntactic validity checks (Leanprover Community, 2024) and surface-level metrics such as BLEU (Papineni et al., 2002) or compiler type-check feedback (Azerbaiyev et al., 2023). Subsequent evaluations introduced rule-based equivalence checks (Jana et al., 2025; Liu et al., 2025b) and

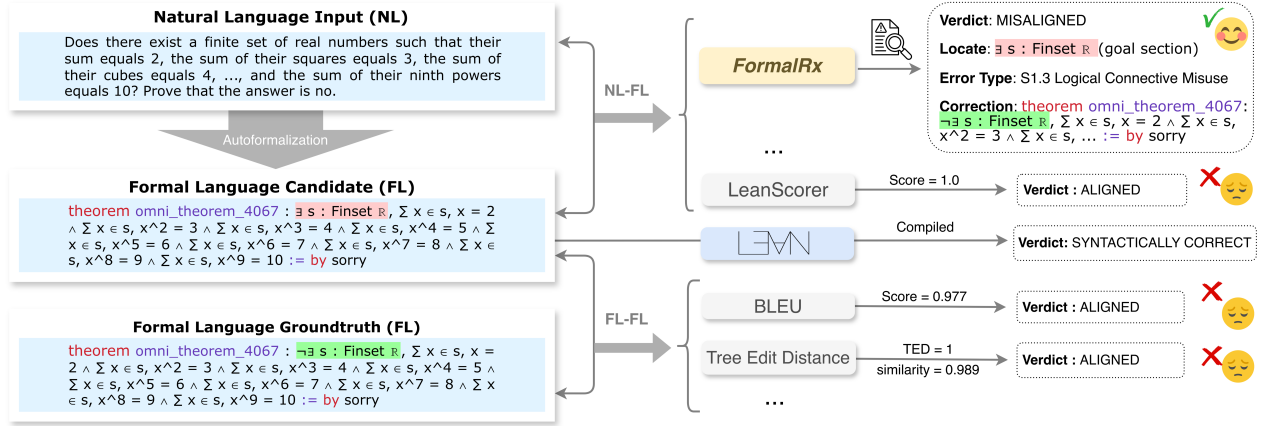


Figure 1 | An illustrative example of FORMALRX compared with other semantic evaluation methods for autoformalization. On this misaligned candidate, all FL-FL and NL-FL baselines fail, scoring it as aligned or confirming only syntactic correctness, whereas FORMALRX returns the verdict, error category, error location, and a corrected statement.

structural metrics (Liu et al., 2025c) to compare autoformalizations against formal ground-truth references, achieving high precision but suffering from low recall, limited domain coverage, and reliance on formal annotations. More recent methods (Gao et al., 2025; Lu et al., 2025; Yu et al., 2025a) relax the need for formal ground truths, yet still reduce semantic correctness to binary verdicts. Overall, existing evaluators offer no interpretable signals about the cause, location, or correction suggestion of semantic errors, limiting their usefulness for human debugging, model training, and scalable autoformalization.

In this paper, we introduce FORMALRX to transform autoformalization assessment from opaque binary judgments into actionable diagnostic feedback (Figure 1). Our contributions are threefold.

SCI Error Taxonomy. At the core of FORMALRX lies the SCI Error Taxonomy (Semantic, Constraint, Implementation), a hierarchical classification scheme that decomposes the monolithic notion of misalignment into 28 distinct error categories with strict priority ordering to resolve ambiguity in error attribution. The taxonomy covers logical structure errors, mathematical object errors, constraint violations, and Lean 4-specific implementation errors, providing a principled and exhaustive basis for error diagnosis.

FORMALRX Dataset & FORMALRX-Test. Building upon the taxonomy, we construct a large-scale diagnostic dataset of annotated misaligned NL-FL pairs via taxonomy-guided error injection, each accompanied by full diagnostic metadata including error category, localization, and corrected statement. From this dataset, we hold out 7,030 samples as FORMALRX-Test, the first semantic evaluation benchmark for autoformalization with fine-grained diagnostic annotations beyond binary labels.

FORMALRX-8B. We train a diagnostic model on this dataset that jointly performs all four diagnostic tasks in a single forward pass: alignment verdict, error categorization, error localization, and correction. FORMALRX-8B achieves F1-scores of 0.88 (verdict) and 0.71 (categorization), along with accuracies of 0.75 (localization) and 0.73 (correction), substantially outperforming both general-purpose LLMs and specialized baselines.

2. Related Work

To address the limitations of automated compilers in verifying semantic fidelity, recent research has transitioned toward semantic evaluation methods for autoformalization. As shown in Table 1, these

Table 1 | Comparison of semantic evaluation methods for autoformalization. We break down the evaluation components as follows: **Verdict**: the alignment decision on autoformalization; **Category**: a fine-grained classification of the error type based on the proposed SCI error taxonomy; **Locate**: the error location (if misaligned); **Rectify**: the corrected formal statement output (if misaligned).

	Source Paper	Type	Method	Compositional Diagnosis			
				Verdict	Category	Locate	Rectify
FL-FL	ProofNet (Azerbaiyev et al., 2023)	Matching	BLEU	Binary	✗	✗	✗
	ProofNet (Azerbaiyev et al., 2023)	Matching	Typecheck	Binary	✗	✗	✗
	BEq (Liu et al., 2025b)	Rule-based	Equivalence Metric	Binary	✗	✗	✗
	ProofBridge (Jana et al., 2025)	LLM+Rule-based	Equivalence Metric	Binary	✗	✗	✗
	GTED (Liu et al., 2025d)	Rule-based	Tree Edit Distance	Binary	✗	✗	✗
	TransTED (Liu et al., 2025c)	Rule-based	Tree Edit Distance	Binary	✗	✗	✗
	LeanEuclid (Murphy et al., 2024)	Rule-based	SMT Solver	Binary	✗	✗	✗
NL-NL	LeanWorkbook (Ying et al., 2024)	Rule-based	NLI Test	Binary	✗	✗	✗
	Herald (Gao et al., 2025)	Rule-based	NLI Test	Binary	✗	✗	✗
	FormalMATH (Yu et al., 2025b)	LLM-as-Judge	Multi-LLM Voting	Binary	✗	✗	✗
NL-FL	Lean Workbook (Ying et al., 2024)	LLM-as-Judge	Multi-LLM Voting	Binary	✗	✗	✗
	ATF (Guo et al., 2025b)	LLM-as-Judge	Multi-LLM Voting	Binary	✗	✗	✗
	ReForm (Chen et al., 2025)	LLM-as-Judge	Single-LLM	Binary	✗	✗	✗
	LeanScorer (Yu et al., 2025a)	LLM-as-Judge	Subtask Decompose	Binary	✗	✗	✗
	AriaScorer (Wang et al., 2025a)	LLM-as-Judge	Subtask Decompose	Binary	✗	✗	✗
	FormalAlign (Lu et al., 2025)	Training-based	SFT (Contrastive Loss)	Binary	✗	✗	✗
	FORMALRX (Ours)	Training-based	SFT (CE Loss)	Multiple	✓	✓	✓

approaches are categorized into three streams based on the reference used for verification.

FL-FL Comparison compares the generated formal language (FL) statement against a ground-truth formal statement (FL). Initial methods (Azerbaiyev et al., 2023; Lu et al., 2024; Wu et al., 2022) utilized surface-form metrics like BLEU (Papineni et al., 2002) or basic type-checking, which often fail to capture deep semantic alignment. To improve precision, subsequent work introduced rule-based definitional equivalence (Liu et al., 2025b), domain-specific SMT solvers (Murphy et al., 2024), and structural operator-tree similarity (Liu et al., 2025d). While these advancements better handle syntactic variations, they remain limited by low recall in complex domains and an inherent dependency on the availability of gold-standard formalizations.

NL-NL Comparison utilizes a back-translation strategy, where the autoformalized output is translated back into natural language (NL) for comparison with the original natural language input (NL) (Gao et al., 2025; Ying et al., 2024; Yu et al., 2025b). This round-trip approach allows for evaluation without a formal ground truth; however, it frequently suffers from low recall. Semantic errors introduced during the initial autoformalization can be obscured during the back-translation process, allowing incorrect formal statements to appear consistent with the source text.

NL-FL Comparison directly assesses semantic consistency between natural-language statements (NL) and their formal counterparts (FL) without relying on reference formalizations. FormalAlign (Lu et al., 2025) uses contrastive and cross-entropy losses to learn semantic alignment. LLM-as-a-judge approaches employ majority voting (Ying et al., 2024) or unanimous agreement (Guo et al., 2025b) to aggregate judgments, with some methods decomposing statements into atomic subproblems or using multi-agent pipelines. However, existing NL-FL evaluation methods reduce semantic correctness to binary decisions with limited interpretability beyond scalar confidence scores. They provide no actionable feedback for correction, limiting their utility in scalable autoformalization pipelines. These limitations collectively motivate a shift from verdict-only evaluation toward interpretable, fine-grained diagnostic frameworks that can support both human debugging and automated model improvement.

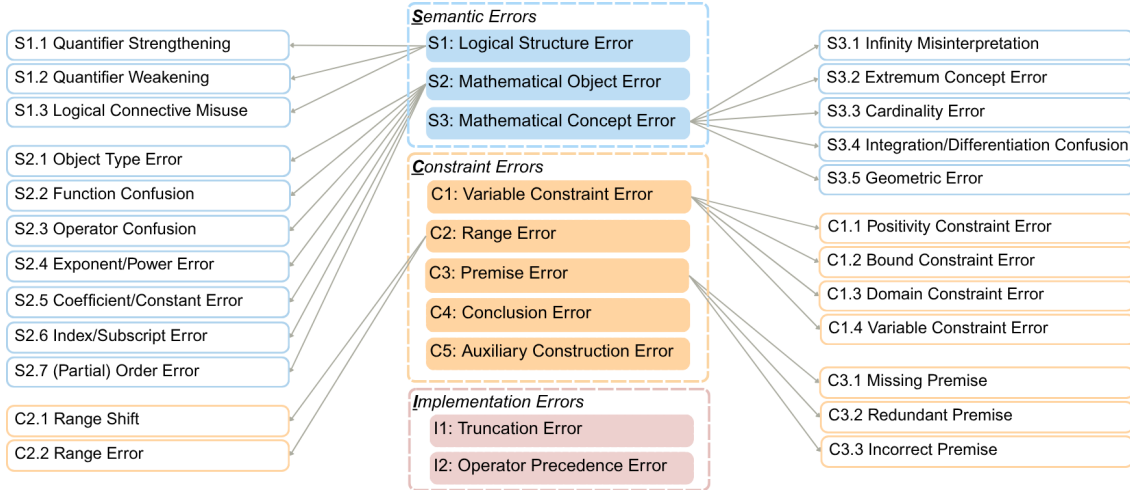


Figure 2 | Overview of the Sci Error Taxonomy, which partitions 28 error categories into three disjoint, exhaustive dimensions: Semantic (S), Constraint (C), and Implementation (I) errors. Location-based catch-all categories ensure exhaustiveness, and priority ordering resolves cases that match more than one. See Section 3.3 for full definitions.

3. Sci Error Taxonomy

To transform autoformalization assessment from opaque binary judgments into actionable diagnostic feedback, we propose **Sci Error Taxonomy** (Semantic, Implementation, and Constraint), a systematic three-tier taxonomy for formalization errors. The Implementation dimension is specific to the execution semantics of Lean 4 (de Moura and Ullrich, 2021; de Moura et al., 2015), while the Semantic and Constraint dimensions address fundamental mathematical formalization challenges that arise across different proof assistants. We anticipate that the core structure of the taxonomy could be adapted to systems such as Coq (Barras et al., 1997) and Isabelle (Nipkow et al., 2002), though this would require language-specific adjustments. Figure 2 presents the complete taxonomy with 28 error categories organized hierarchically. Complete category definitions with examples and edge cases are provided in Appendix F.1.

3.1. Design Principle

Partition-Based Design. The taxonomy follows the definition of set partitions (Halmos, 1974; Rosen, 2011): error categories are pairwise disjoint and collectively exhaustive. Formally, let \mathcal{E} be the set of all autoformalization errors. The taxonomy partitions \mathcal{E} into three dimensions $\mathcal{P} = \{S, C, I\}$ such that for any two distinct dimensions $D_1, D_2 \in \mathcal{P}$, $D_1 \cap D_2 = \emptyset$, and $\bigcup_{D \in \mathcal{P}} D = \mathcal{E}$. Each dimension is further partitioned into subcategories following the same principle.

Priority Ordering. In practice, certain misalignments may exhibit characteristics matching multiple categories. Such ambiguities are resolved through hierarchical priority ordering. Specific error types take precedence over location-based classifications. For instance, when an error involves both a logical connective misuse (Figure 1) and occurs in a conclusion, the specific type classification takes priority over the location-based conclusion error (C4).

Within each category, subcategories with smaller numerical indices have higher priority when an error lacks clear categorization. This ordering principle, embedded in both the taxonomy design and its application during data synthesis (Section 4.3), guarantees that each error is assigned to exactly one category, achieving deterministic uniqueness in classification. To guarantee that all possible errors are captured, the taxonomy incorporates location-based catch-all categories defined by syntactic position

within formal statements. Premise errors (C3) capture issues in statement assumptions, conclusion errors (C4) in statement goals, and auxiliary construction errors (C5) in supporting definitions. These categories are deliberately designed with lower priority than specific error types, functioning as fallback classifications for errors not fitting finer-grained categories. By partitioning the remaining error space through syntactic location, these catch-all categories ensure collective exhaustiveness. Any error not classified as a specific semantic, implementation, or constraint type can be unambiguously assigned based on where it occurs in the formal statement structure.

3.2. Development and Validation

Iterative Empirical Development. The SCI Error Taxonomy emerged through an iterative cycle of pattern identification, category abstraction, and empirical testing. We began by manually reviewing approximately 2,000 misaligned informal-formal statement pairs from both human-annotated formalizations and autoformalization outputs, identifying recurring error patterns (representative cases in Appendix G.1). These observations were iteratively abstracted into error-level categories by identifying common underlying causes, then organized into an initial three-dimensional structure. Category definitions were continuously refined through two validation strategies. First, from correct formalizations in Section 4.2 we used taxonomy-guided prompts (Appendix J.4) to generate negative samples where each ground-truth statement was modified to introduce specific error types (representative synthesis examples in Appendix G.2).

Manual inspection of generated samples assessed: (1) whether assigned categories accurately captured introduced errors (accuracy), and (2) whether all categories could be successfully instantiated (coverage). This validation informed iterative refinements to both category definitions and synthesis prompts. Second, we cross-referenced with existing formal-informal inconsistency datasets to identify potential gaps. This iterative refinement process continued until new instances rarely introduced distinct error types, indicating category saturation.

Empirical Validation. We validate the SCI Error Taxonomy through complementary analyses. First, large-scale synthesis yields 56,673 compiled error instances (Section 4), of which 52,521 receive stable and unambiguous category assignment after automatic re-tagging, indicating operational clarity of the taxonomy. Second, expert evaluation in Appendix C confirms human interpretability across four diagnostic tasks involving direct use of the taxonomy, notably the Validation and Re-tag stage where experts achieve 86.2% accuracy and 94.7% agreement, with most disagreements attributed to boundary ambiguities. Finally, a 200-sample manual spot-check (Appendix C.2) yields 98% correct labeling, supporting that taxonomy-guided synthesis produces consistent and reliable annotations.

3.3. Taxonomy Overview

Semantic Errors. Semantic errors corrupt the mathematical content of a statement, rendering the intended proof either trivial or impossible. Subcategories are distinguished by the level of mathematical content at which the error resides, from the logical structure connecting propositions, through the objects within a proposition, to the underlying concepts. Logical structure errors (S1) arise at the propositional level, when individual propositions are correctly formulated but the logic connecting them is not: statements are over-strengthened or over-weakened, or quantifiers and connectives are misused. Mathematical object errors (S2) misrepresent a correctly understood object, for instance by confusing types, functions, or operators, or by mis-specifying exponents, coefficients, and indices. Mathematical concept errors (S3) reflect a deeper misunderstanding of the concept itself, such as misinterpreting infinity, confusing a bound with extremum attainment, misrepresenting cardinality, swapping differentiation and integration, or corrupting geometric relationships.

Constraint Errors. Constraint errors misstate where and under what conditions a statement holds. Variable constraint errors (C1) concern the admissible value ranges of variables, which may be missing, redundant, or incorrect, while range errors (C2) occur when the iteration domain of a sum, product, or index set is shifted or otherwise misspecified. The remaining three categories are location-based catch-alls, applied with lower priority than any specific error type: premise errors (C3) for assumptions that are missing, redundant, or incorrect; conclusion errors (C4) for defects in the statement goal; and auxiliary construction errors (C5) for defects in helper definitions outside the main statement. Together they ensure that any error not matched by a finer-grained category can still be classified unambiguously by where it occurs.

Implementation Errors. Implementation errors arise where the execution semantics of the formal language diverge from mathematical convention: the statement preserves the intended meaning on paper, yet computes something different. Truncation errors (I1) occur when operations on discrete numeric types silently deviate from real arithmetic: division over natural numbers follows truncated rather than real semantics, natural-number subtraction truncates to zero (e.g., $3 - 5 = 0$ over \mathbb{N}), and functions defined on discrete types return domain-specific values rather than their continuous counterparts. Precedence errors (I2) occur when the parser binds operators differently from standard notation, evaluating expressions in an unintended order. Both are easy to overlook because the code compiles successfully, and while Lean offers tactics for type conversion during proofs (Doll et al., 2022), no tactic can repair a statement that is already wrong. This dimension is inherently language-specific, capturing execution behaviors unique to Lean 4 that may differ in other proof assistants.

4. Dataset

Developing diagnostic capabilities requires large-scale training data with fine-grained annotations that extend beyond binary alignment judgments to encompass evaluation components described in Table 2. Existing datasets offer high-quality misaligned samples (Chen et al., 2025; Liu et al., 2025c), but only provide binary alignment labels without the granular diagnostic information required for training error categorization, localization, and correction models, and their limited scale proves insufficient. To address this gap, we synthesize misaligned pairs with complete diagnostic annotations based on the SCI Error Taxonomy, enabling systematic error injection across all 28 categories.

4.1. Task Definition

Let S denote an informal mathematical statement in natural language and \mathcal{F} be its candidate formalization. We formulate the evaluation task as a conditional generation problem where FORMALRX maps the pair (S, \mathcal{F}) to a structured diagnostic sequence Y . Each training instance y_i and the output sequence Y consists of four components (Table 2).

Table 2 | Four diagnostic components in our evaluation framework for autoformalization.

Component	Description
Verdict	Binary judgment (Aligned / Misaligned)
Categorization	Specific error type from SCI Error Taxonomy
Localization	Problematic code segment within \mathcal{F}
Correction	Rectified code \mathcal{F}' semantically aligned with S

4.2. Data Source

We collect 17,825 aligned NL-FL pairs as seed data from two categories of sources as presented in Table 11. The first category comprises curated datasets and benchmarks from prior work, yielding 7,479 pairs. This includes datasets such as Formal-MATH (Yu et al., 2025b), FIMO (Liu et al., 2023), and Compfiles (Renshaw and contributors, 2024), as well as established benchmarks spanning PutnamBench (Tsoukalas et al., 2024), ProverBench (Ren et al., 2025), CombiBench (Liu et al., 2025a), and Gaokao-Formal (Yu et al., 2025a), which provide diverse mathematical domains with verified quality. To enhance diversity and coverage of real formalization scenarios, we incorporate a library category by identifying entries where natural language documentation precedes formal statements from Mathlib (The Mathlib Community, 2020). We retain only theorem statements that require proofs, excluding auxiliary definitions and helper constructs, finally yielding 10,346 supplementary seed pairs.

We deliberately exclude MiniF2F (Zheng et al., 2022) and ProofNet (Azerbayev et al., 2023) despite their widespread use in this field. Prior studies (Chen et al., 2025; Ospanov et al., 2025) have documented significant alignment issues in these benchmarks, with human experts identifying and annotating misaligned instances to construct ConsistencyCheck (Chen et al., 2025). We reserve ConsistencyCheck as an out-of-domain test set to evaluate generalization to real-world alignment errors. Using these benchmarks as seed data would introduce noise into our synthesis process, as errors in seed statements could propagate unpredictably during synthetic error generation. All collected seed data are unified to Lean v4.24.0 and verified using the Lean REPL (Leanprover Community, 2024). Compilation details are provided in Appendix E.2.

4.3. Data Synthesis

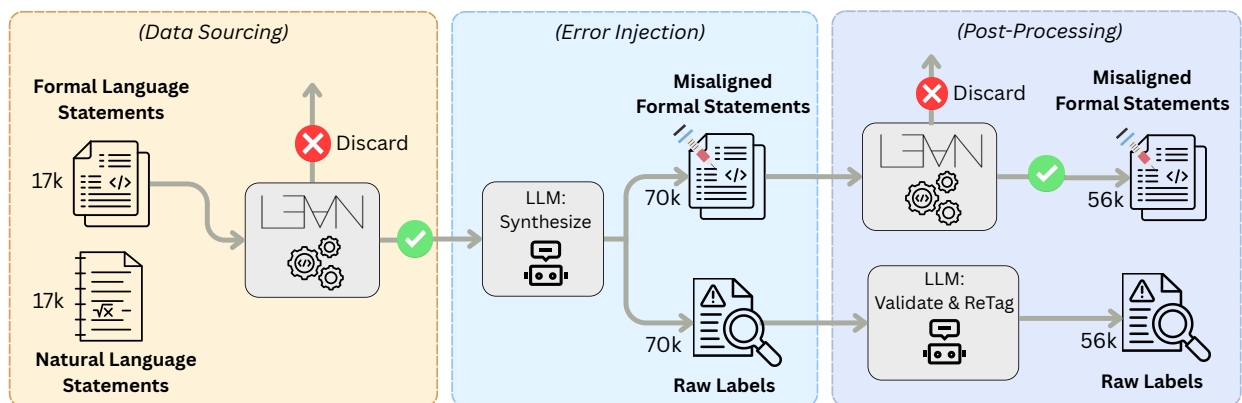


Figure 3 | Overview of the data synthesis pipeline. From 17k aligned NL-FL seed pairs, an LLM applies taxonomy-guided error injection to produce 70k misaligned candidates. Discarding compilation failures leaves the 56k shown; a second LLM then validates and re-tags each candidate against the SCI Error Taxonomy, and the 52,521 samples passing this label check enter the dataset. See Section 4.3 for details.

4.3.1. Error Injection

We employ taxonomy-guided error injection where an LLM agent, Claude-Sonnet-4 (Anthropic, 2025), systematically generates misaligned candidates from aligned seed pairs. Given an aligned NL-FL pair, the agent analyzes the formal statement against the SCI Error Taxonomy to identify applicable error categories, synthesizes a misaligned variant for each category by introducing the error type, and generates diagnostic metadata including error categorization, error localization, and explanatory content. For categories that could apply, priority ordering (Section 3.1) ensures deterministic assignment.

Compared to rule-based perturbation (Lu et al., 2025) and manual annotation (Liu et al., 2025c) in prior work, taxonomy-guided injection captures subtle semantic distinctions requiring mathematical context understanding. Complete agent prompts are provided in Appendix J.4. Synthetic examples across categories are shown in Appendix G.2.

4.3.2. Post-processing

Generated instances are filtered through two-stage post-processing for code validity and label accuracy, retaining only samples that pass both. For code validity, all synthesized formal statements are verified through the Lean REPL (Leanprover Community, 2024), with compilation failures immediately discarded to isolate semantic misalignment from syntactic errors. For label accuracy, compiled instances undergo independent re-classification via an LLM-based agent (also Claude-Sonnet-4; prompt in Appendix J.5). The agent analyzes the difference between modified and original statements, reassigning each instance to SCI categories with complete diagnostic annotations (error category, localization, reasoning, correction); examples are in Appendix G.3. Compilation statistics and re-classification details are provided in Appendix E.2 and C.2.

5. Setup

5.1. Training Setup

Training Objective. We employ standard Supervised Fine-Tuning using the negative log-likelihood loss over the target diagnostic sequence:

$$\mathcal{L}_{\text{SFT}}(\theta) = - \sum_{i=1}^N \sum_{t=1}^{T_i} \log p_{\theta}(y_{i,t} \mid \mathcal{S}_i, \mathcal{F}_i, y_{i,<t}) \quad (1)$$

where $y_{i,t}$ is the t -th token of the diagnostic sequence for the i -th training instance. The complete training prompt template is provided in Appendix J.1.

Unified Generative Approach. Unlike prior pipeline approaches (Wang et al., 2025a; Yu et al., 2025a), and method with multitask training loss (Lu et al., 2025), FORMALRX performs all diagnostic sub-tasks in a single forward pass. This unified architecture mitigates error propagation between cascaded stages and encourages the model to learn a shared representation that simultaneously captures global semantic characteristics and local syntactic correctness.

Backbone Models. We conducted experiments across three sizes of the Qwen3 series (Yang et al., 2025): Qwen3-4B-Instruct as the standard baseline, Qwen3-1.7B to validate small-model capability on complex diagnostic tasks, and Qwen3-8B as the primary model balancing performance and efficiency.

5.2. Evaluation Setup

Evaluation Metrics. We evaluate each task independently with appropriate metrics. Task 1 (Verdict) and Task 2 (Categorization) use classification metrics: accuracy, precision, recall, and macro F1-score for binary alignment and 28-class error type categorization respectively. Task 3 (Location) and Task 4 (Correction) employ a two-stage evaluation protocol (detailed below), reporting exact match counts, LLM-judged sample counts, and final accuracy.

Two-Stage Evaluation Protocol. For Tasks 3 and 4, we evaluate whether model predictions match the ground truth through a two-stage process. We first normalize whitespace and perform exact string matching, marking exact matches as correct. For non-matching pairs, we employ DeepSeek-v3.2 (DeepSeek-AI et al., 2025b) to assess whether the prediction and ground truth are semantically

equivalent. The process is necessary since while our model generates diagnostic outputs, the evaluation compares these outputs against reference annotations. Two location descriptions may refer to the same code segment with different wording, and two Lean correction statements may be logically equivalent despite syntactic differences. The LLM judge determines equivalence by comparing both outputs against the shared context of the informal problem and formal statement. We validate the reliability of this LLM-as-judge approach through human expert annotation in Appendix C, and evaluation prompt is provided in Appendix J.1.

Baselines. We compare our model against three categories of methods using a unified system prompt and structured output format. To ensure reliable parsing, all models operate in standard output mode under zero-shot settings.

- **Instruct Models:** To isolate the impact of our fine-tuning method, we evaluate the Qwen3 backbone series (8B, 4B-Instruct, 1.7B) (Yang et al., 2025).
- **Frontier Models:** state-of-the-art (SOTA) LLMs including DeepSeek-V3.2 (DeepSeek-AI et al., 2025b), GPT-4.1 (OpenAI, 2025), GPT-5-mini (OpenAI, 2025b), GPT-5.2 (OpenAI, 2025a), GPT-5.3-Codex (OpenAI, 2026), Claude-Sonnet-4 (Anthropic, 2025), and Claude-Sonnet-4.6 (Anthropic, 2026).
- **Specialized Alignment Metrics:** LeanScorer (Yu et al., 2025a) decomposes statements into premises and conclusions for fine-grained scoring, while BLEU (Papineni et al., 2002) measures surface-level token similarity. These methods only provide binary alignment verdicts.

We note an inherent asymmetry in this comparison: baselines are evaluated zero-shot, whereas FORMALRX is fine-tuned on in-distribution data. The out-of-domain evaluation in Section 6.2, where no method has seen the test distribution, therefore offers the more conservative comparison; few-shot prompting and fine-tuned frontier baselines are left to future work.

6. Experimental Results

6.1. Main Results

Table 3 presents a comprehensive comparison with baseline methods across all four diagnostic tasks, where underlined scores indicate the best within each category and bold scores denote the overall best. FORMALRX-8B achieves the best overall performance, securing the highest scores (bolded) across all four tasks.

Task 1: Verdict Prediction. For binary alignment detection, base models achieve competitive F1-scores of 0.833–0.854 without any task-specific training. FORMALRX-8B reaches 0.881, outperforming all baselines including the strongest frontier model Claude-Sonnet-4.6 (0.880). Specialized metrics LeanScorer (0.632) and BLEU (0.404) substantially underperform, highlighting the limitations of heuristic approaches.

Task 2: Error Categorization. Error type classification proves significantly more challenging. Base models achieve F1-scores of only 0.092–0.155, confirming that 28-class diagnostic categorization cannot emerge without task-specific supervision. Even the strongest frontier model Claude-Sonnet-4.6 reaches only 0.475 despite its general capability. FORMALRX-8B achieves an F1-score of 0.709, surpassing the strongest baseline by 23.4 percentage points, which reflects the direct contribution of training on SCI Error Taxonomy-annotated diagnostic data.

Task 3: Error Localization. Base models reach at most 0.398 accuracy on this task. FORMALRX-8B achieves 0.750, a 35.2 percentage point improvement over the best base model. Among frontier models, Claude-Sonnet-4.6 reaches 0.739 yet still falls short of FORMALRX-8B, showing that even the

Table 3 | Main results on FORMALRX-test. **Metrics (Task 1 & 2):** Acc = Accuracy, P = Precision, R = Recall, F1 = Macro F1-score. **Evaluation (Task 3 & 4):** ExMatch reports exact string match count; LLM indicates samples evaluated by LLM-as-judge; Acc represents final accuracy combining both exact match and LLM evaluation. All scores except ExMatch and LLM are reported on a 0-1 scale. Specialized metrics can only perform Task 1 (verdict prediction).

Model	Verdict				Categorization				Localization			Correction		
	Acc	P	R	F1	Acc	P	R	F1	ExMatch	LLM	Acc	ExMatch	LLM	Acc
<i>Instruct Models</i>														
Qwen3-8B	0.739	0.797	0.873	0.833	0.165	0.316	0.103	0.155	1815	984	0.398	2200	1002	0.458
Qwen3-4B	0.748	0.752	0.989	0.854	0.074	0.204	0.084	0.119	1054	1276	0.331	547	1941	0.354
Qwen3-1.7B	0.735	0.755	0.953	0.843	0.071	0.170	0.063	0.092	874	1584	0.350	1495	833	0.331
<i>Frontier Models</i>														
DeepSeek-v3.2	0.754	0.752	0.998	0.858	0.157	0.376	0.198	0.259	1770	1094	0.407	2406	1752	0.592
GPT-4.1	0.741	0.899	0.742	0.810	0.315	0.656	0.169	0.269	3261	963	0.609	2797	1275	0.579
GPT-5-mini	0.806	0.832	0.926	0.877	0.335	0.612	0.294	0.397	3164	1175	0.617	2299	1955	0.605
GPT-5.2	0.779	0.821	0.899	0.858	0.273	0.529	0.221	0.311	2594	1378	0.565	977	3084	0.578
GPT-5.3-Codex	0.791	0.897	0.812	0.853	0.376	0.734	0.256	0.380	2992	1680	0.654	2822	2013	0.688
Claude-Sonnet-4	0.801	0.852	0.887	0.869	0.338	0.633	0.267	0.376	3272	822	0.582	3222	962	0.595
Claude-Sonnet-4.6	0.828	0.917	0.845	0.880	0.448	0.814	0.335	0.475	2221	2924	0.739	4146	867	0.714
<i>Specialized Alignment Metrics</i>														
LeanScorer	0.666	0.640	0.682	0.632	-	-	-	-	-	-	-	-	-	-
BLEU (best F1)	0.269	0.255	0.970	0.404	-	-	-	-	-	-	-	-	-	-
FORMALRX-8B	0.832	0.932	0.836	0.881	0.644	0.905	0.583	0.709	4563	707	0.750	4551	571	0.729

most capable general-purpose LLMs cannot fully substitute for localization-specific training.

Task 4: Correction. Base models achieve only 0.331–0.458 on statement correction, while FORMALRX-8B reaches 0.729, an improvement of up to 39.8 percentage points. This large gap reflects the difficulty of generating syntactically valid Lean code that preserves mathematical semantics without correction-specific fine-tuning. Claude-Sonnet-4.6 is the strongest frontier model at 0.714, yet FORMALRX-8B still surpasses it by 1.5 percentage points.

FORMALRX-8B consistently achieves the highest performance across all four diagnostic tasks. Performance gaps vary by difficulty: modest improvements on Task 1 (Verdict) where base models already perform well (0.833–0.854), and a substantial advantage on Task 2 (Categorization) where FORMALRX-8B outperforms the strongest baseline by 23.4 percentage points. While frontier models such as Claude-Sonnet-4.6 remain competitive on Tasks 3 and 4, FORMALRX-8B leads on every task as a compact 8B model fine-tuned on diagnostic data. Specialized metrics like LeanScorer and BLEU are limited to binary classification and cannot perform diagnostic tasks beyond Verdict. These results validate that while modern LLMs possess inherent alignment detection capabilities, comprehensive diagnostic reasoning necessitates task-specific supervised training.

6.2. Out-of-Domain Generalization

We further evaluate FORMALRX on two out-of-domain benchmarks with naturally occurring misalignments, ConsistencyCheck (Chen et al., 2025) and EPLA (Liu et al., 2025c). Both provide only binary alignment labels, so out-of-domain evaluation is restricted to the verdict task.

Diagnostic fine-tuning transfers to the out-of-domain setting. On ConsistencyCheck, every FORMALRX variant improves in F1 over its same-size Qwen3 backbone (0.596 vs. 0.565 at 8B, 0.585 vs. 0.542 at 4B, and 0.586 vs. 0.503 at 1.7B). The improvement is largest at the smallest scale. The same pattern holds for the 1.7B and 4B variants on EPLA, where FORMALRX-1.7B records the highest F1 of any

evaluated method (0.541).

The relative ordering of the frontier models is harder to attribute to diagnostic ability. On ConsistencyCheck, GPT-5-mini attains the highest F1 (0.740), ahead of GPT-5.2 (0.675) and GPT-5.3-Codex (0.726). Claude-Sonnet-4 outscores its successor Claude-Sonnet-4.6 on both benchmarks (0.735 vs. 0.640 and 0.523 vs. 0.383). The inversions likely reflect properties of the benchmarks rather than genuine differences in capability. Both supply only verdict labels. The class priors of the two benchmarks also depart from our 1:3 training ratio, and ConsistencyCheck runs approximately 2:1 in the opposite direction. A single verdict F1 is therefore sensitive to the prior a model implicitly assumes (Moreno-Torres et al., 2012). EPLA suffers from documented ground-truth quality issues in its formal data source (Section 4.2). The interpretation is corroborated in-domain. The frontier models that lead on ConsistencyCheck fall behind FORMALRX on the fine-grained diagnostic tasks (Tasks 2 through 4). Out-of-domain verdict F1 is therefore best read as an informative but noisy indicator rather than a calibrated benchmark, which is analyzed in Appendix I.

Table 4 | Out-of-domain evaluation on ConsistencyCheck and EPLA.

Model	ConsistencyCheck				EPLA			
	Accuracy	Precision	Recall	F1	Accuracy	Precision	Recall	F1
FORMALRX-8B	0.702	0.548	0.654	0.596	0.6961	0.5134	0.4910	0.5020
FORMALRX-4B	0.672	0.509	0.689	0.585	0.6696	0.4740	0.5398	0.5048
FORMALRX-1.7B	0.653	0.490	0.730	0.586	0.6624	0.4697	0.6375	0.5409
Qwen3-8B	0.668	0.506	0.640	0.565	0.6808	0.4893	0.5270	0.5074
Qwen3-4B	0.583	0.430	0.734	0.542	0.6688	0.4674	0.4422	0.4544
Qwen3-1.7B	0.536	0.393	0.699	0.503	0.5630	0.3607	0.5193	0.4257
DeepSeek-V3.2	0.858	0.652	0.698	0.674	0.5638	0.3937	0.7378	0.5134
GPT-4.1	0.774	0.725	0.529	0.612	0.7281	0.6289	0.3136	0.4185
GPT-5-mini	0.840	0.816	0.677	0.740	0.7426	0.6269	0.4319	0.5114
GPT-5.2	0.710	0.551	0.872	0.675	0.6327	0.4378	0.6247	0.5148
GPT-5.3-Codex	0.822	0.726	0.726	0.726	0.6736	0.4749	0.4370	0.4552
Claude-Sonnet-4	0.833	0.789	0.688	0.735	0.7538	0.6614	0.4319	<u>0.5226</u>
Claude-Sonnet-4.6	0.829	0.924	0.490	0.640	0.7001	0.5346	0.2982	0.3828
LeanScorer	0.768	0.732	0.491	0.588	0.7450	0.6878	0.3342	0.4498
BLEU (Best F1)	0.413	0.359	0.945	0.520	0.4403	0.3472	0.9023	<u>0.5014</u>

6.3. Scaling Analysis

Table 5 reports FORMALRX across three model sizes. FORMALRX-8B achieves the strongest overall performance, with F1 of 0.881 (Verdict) and 0.709 (Categorization), and accuracy of 0.750 (Localization) and 0.729 (Correction).

Scaling behavior differs across tasks. On Verdict, all three sizes exceed 0.88 in F1, with FORMALRX-4B marginally ahead (0.889 vs. 0.881), indicating that binary alignment is well-learned even at 1.7B parameters. On Categorization, FORMALRX-1.7B leads at 0.725 while FORMALRX-4B drops to 0.508, suggesting that 28-class categorization is sensitive to factors beyond raw scale; FORMALRX-8B at 0.709 remains within 1.6 points of the best.

The generative tasks show clearer scaling. FORMALRX-8B attains 0.750 on Localization (vs. 0.713 and 0.739 for 4B and 1.7B) and 0.729 on Correction (vs. 0.654 and 0.708), confirming that producing syntactically valid Lean code with correct semantics benefits from increased capacity. For Localization, 4563 samples (64.9%) pass exact match and 707 (10.1%) are recovered by LLM judging, illustrating that the two-stage protocol is essential since exact matching alone would miss roughly 10% of semantically correct outputs.

Table 5 | Performance comparison across different model sizes. **Metrics:** Acc = Accuracy, P = Precision, R = Recall, F1 = F1 score. **Evaluation:** ExMatch reports exact string match count; LLM indicates samples evaluated by LLM-as-judge; Acc represents final accuracy combining both exact match and LLM evaluation. All scores except ExMatch and LLM are reported on a 0-1 scale.

Model	Verdict				Categorization				Location			Correction		
	Acc	P	R	F1	Acc	P	R	F1	ExMatch	LLM	Acc	ExMatch	LLM	Acc
FORMALRX-8B	0.832	0.932	0.836	0.881	0.644	0.905	0.583	0.709	4563	707	0.750	4551	571	0.729
FORMALRX-4B	0.837	0.901	0.878	0.889	0.476	0.804	0.393	0.508	4478	534	0.713	3906	689	0.654
FORMALRX-1.7B	0.830	0.919	0.847	0.882	0.653	0.890	0.611	0.725	4474	721	0.739	4470	504	0.708

7. Conclusion

We presented FORMALRX, an evaluation framework that transforms autoformalization assessment from binary judgments into actionable diagnostics. By introducing the SCI Error Taxonomy, a hierarchical classification of 28 error categories, we enable the systematic decomposition of formalization failures that previously went undiagnosed. Unlike existing paradigms, FORMALRX provides precise error localization and corrective guidance, bridging the gap between evaluation and model refinement. These high-fidelity signals offer a path toward more nuanced RLHF pipelines and iterative system improvements. Ultimately, FORMALRX establishes a transparent foundation for moving autoformalization beyond black-box assessments toward instructive and verifiable quality assurance.

8. Limitations

FORMALRX has two main limitations, both concerning how far its scope has been validated.

Taxonomy coverage and language scope. The SCI Error Taxonomy is built by manually reviewing a bounded sample of misaligned pairs and refining the categories by hand. It captures the failure modes we observed rather than a provably complete space, so long-tail or newly emerging errors need not map cleanly onto the current 28 categories. The taxonomy is also grounded in Lean 4. The Implementation dimension in particular reflects the execution semantics of Lean, and while the Semantic and Constraint dimensions should extend to systems such as Coq and Isabelle, their subcategories and priority ordering would have to be re-derived rather than transferred directly.

Generalization beyond the training distribution. FORMALRX performs best in domain, and its advantage narrows out of distribution. On the out-of-domain benchmarks its margin over frontier models shrinks, and on one of them it does not lead at all, so there is still room to improve generalization. This part of the evaluation is also restricted to the verdict task, as no external benchmark provides error-type, localization, or correction labels. Broader evaluation across more formalization corpora, domains, and naturally occurring rather than synthesized errors is needed before robustness can be claimed.

Improving real-world coverage, of both the taxonomy and the evaluation, is our main direction for future work.

Acknowledgement

This work is partially supported by the Swiss AI Initiative Small Compute Grant. Yinya Huang is supported by an ETH AI Center Postdoctoral Fellowship.

References

- Anthropic. Introducing claude 4. <https://www.anthropic.com/news/claude-4>, May 2025. Accessed: 2026-01-22.
- Anthropic. Introducing claude sonnet 4.6, Feb. 2026. URL <https://www.anthropic.com/news/claude-sonnet-4-6>. Accessed: 2026-03-21.
- Z. Azerbayev, B. Piotrowski, H. Schoelkopf, E. W. Ayers, D. Radev, and J. Avigad. Proofnet: Autoformalizing and formally proving undergraduate-level mathematics. *CoRR*, abs/2302.12433, 2023. doi: 10.48550/ARXIV.2302.12433. URL <https://doi.org/10.48550/arXiv.2302.12433>.
- B. Barras, S. Boutin, C. Cornes, J. Courant, J.-C. Filliâtre, E. Giménez, H. Herbelin, G. Huet, C. Muñoz, C. Murthy, C. Parent-vigouroux, C. Paulin-Mohring, A. Saïbi, and B. Werner. The coq proof assistant reference manual : Version 6.1. 06 1997.
- G. Chen, J. Wu, X. Chen, W. X. Zhao, R. Song, C. Li, K. Fan, D. Liu, and M. Liao. Reform: Reflective autoformalization with prospective bounded sequence optimization. *CoRR*, abs/2510.24592, 2025. doi: 10.48550/ARXIV.2510.24592. URL <https://doi.org/10.48550/arXiv.2510.24592>.
- L. de Moura and S. Ullrich. The lean 4 theorem prover and programming language. In A. Platzer and G. Sutcliffe, editors, *Automated Deduction - CADE 28 - 28th International Conference on Automated Deduction, Virtual Event, July 12-15, 2021, Proceedings*, volume 12699 of *Lecture Notes in Computer Science*, pages 625–635. Springer, 2021. doi: 10.1007/978-3-030-79876-5_37. URL https://doi.org/10.1007/978-3-030-79876-5_37.
- L. M. de Moura, S. Kong, J. Avigad, F. van Doorn, and J. von Raumer. The lean theorem prover (system description). In A. P. Felty and A. Middeldorp, editors, *Automated Deduction - CADE-25 - 25th International Conference on Automated Deduction, Berlin, Germany, August 1-7, 2015, Proceedings*, volume 9195 of *Lecture Notes in Computer Science*, pages 378–388. Springer, 2015. doi: 10.1007/978-3-319-21401-6_26. URL https://doi.org/10.1007/978-3-319-21401-6_26.
- DeepSeek-AI, A. Liu, B. Feng, B. Xue, B. Wang, B. Wu, C. Lu, C. Zhao, C. Deng, C. Zhang, C. Ruan, D. Dai, D. Guo, D. Yang, D. Chen, D. Ji, E. Li, F. Lin, F. Dai, F. Luo, G. Hao, G. Chen, G. Li, H. Zhang, H. Bao, H. Xu, H. Wang, H. Zhang, H. Ding, H. Xin, H. Gao, H. Li, H. Qu, J. L. Cai, J. Liang, J. Guo, J. Ni, J. Li, J. Wang, J. Chen, J. Chen, J. Yuan, J. Qiu, J. Li, J. Song, K. Dong, K. Hu, K. Gao, K. Guan, K. Huang, K. Yu, L. Wang, L. Zhang, L. Xu, L. Xia, L. Zhao, L. Wang, L. Zhang, M. Li, M. Wang, M. Zhang, M. Zhang, M. Tang, M. Li, N. Tian, P. Huang, P. Wang, P. Zhang, Q. Wang, Q. Zhu, Q. Chen, Q. Du, R. J. Chen, R. L. Jin, R. Ge, R. Zhang, R. Pan, R. Wang, R. Xu, R. Zhang, R. Chen, S. S. Li, S. Lu, S. Zhou, S. Chen, S. Wu, S. Ye, S. Ye, S. Ma, S. Wang, S. Zhou, S. Yu, S. Zhou, S. Pan, T. Wang, T. Yun, T. Pei, T. Sun, W. L. Xiao, W. Zeng, W. Zhao, W. An, W. Liu, W. Liang, W. Gao, W. Yu, W. Zhang, X. Q. Li, X. Jin, X. Wang, X. Bi, X. Liu, X. Wang, X. Shen, X. Chen, X. Zhang, X. Chen, X. Nie, X. Sun, X. Wang, X. Cheng, X. Liu, X. Xie, X. Liu, X. Yu, X. Song, X. Shan, X. Zhou, X. Yang, X. Li, X. Su, X. Lin, Y. K. Li, Y. Q. Wang, Y. X. Wei, Y. X. Zhu, Y. Zhang, Y. Xu, Y. Xu, Y. Huang, Y. Li, Y. Zhao, Y. Sun, Y. Li, Y. Wang, Y. Yu, Y. Zheng, Y. Zhang, Y. Shi, Y. Xiong, Y. He, Y. Tang, Y. Piao, Y. Wang, Y. Tan, Y. Ma, Y. Liu, Y. Guo, Y. Wu, Y. Ou, Y. Zhu, Y. Wang, Y. Gong, Y. Zou, Y. He, Y. Zha, Y. Xiong, Y. Ma, Y. Yan, Y. Luo, Y. You, Y. Liu, Y. Zhou, Z. F. Wu, Z. Z. Ren, Z. Ren, Z. Sha, Z. Fu, Z. Xu, Z. Huang, Z. Zhang, Z. Xie, Z. Zhang, Z. Hao, Z. Gou, Z. Ma, Z. Yan, Z. Shao, Z. Xu, Z. Wu, Z. Zhang, Z. Li, Z. Gu, Z. Zhu, Z. Liu, Z. Li, Z. Xie, Z. Song, Z. Gao, and Z. Pan. Deepseek-v3 technical report, 2025a. URL <https://arxiv.org/abs/2412.19437>.
- DeepSeek-AI, A. Liu, A. Mei, B. Lin, B. Xue, B. Wang, B. Xu, B. Wu, B. Zhang, C. Lin, C. Dong, C. Lu, C. Zhao, C. Deng, C. Xu, C. Ruan, D. Dai, D. Guo, D. Yang, D. Chen, E. Li, F. Zhou, F. Lin, F. Dai,

- G. Hao, G. Chen, G. Li, H. Zhang, H. Xu, H. Li, H. Liang, H. Wei, H. Zhang, H. Luo, H. Ji, H. Ding, H. Tang, H. Cao, H. Gao, H. Qu, H. Zeng, J. Huang, J. Li, J. Xu, J. Hu, J. Chen, J. Xiang, J. Yuan, J. Cheng, J. Zhu, J. Ran, J. Jiang, J. Qiu, J. Li, J. Song, K. Dong, K. Gao, K. Guan, K. Huang, K. Zhou, K. Huang, K. Yu, L. Wang, L. Zhang, L. Wang, L. Zhao, L. Yin, L. Guo, L. Luo, L. Ma, L. Wang, L. Zhang, M. S. Di, M. Y. Xu, M. Zhang, M. Zhang, M. Tang, M. Zhou, P. Huang, P. Cong, P. Wang, Q. Wang, Q. Zhu, Q. Li, Q. Chen, Q. Du, R. Xu, R. Ge, R. Zhang, R. Pan, R. Wang, R. Yin, R. Xu, R. Shen, R. Zhang, S. H. Liu, S. Lu, S. Zhou, S. Chen, S. Cai, S. Chen, S. Hu, S. Liu, S. Hu, S. Ma, S. Wang, S. Yu, S. Zhou, S. Pan, S. Zhou, T. Ni, T. Yun, T. Pei, T. Ye, T. Yue, W. Zeng, W. Liu, W. Liang, W. Pang, W. Luo, W. Gao, W. Zhang, X. Gao, X. Wang, X. Bi, X. Liu, X. Wang, X. Chen, X. Zhang, X. Nie, X. Cheng, X. Liu, X. Xie, X. Liu, X. Yu, X. Li, X. Yang, X. Li, X. Chen, X. Su, X. Pan, X. Lin, X. Fu, Y. Q. Wang, Y. Zhang, Y. Xu, Y. Ma, Y. Li, Y. Li, Y. Zhao, Y. Sun, Y. Wang, Y. Qian, Y. Yu, Y. Zhang, Y. Ding, Y. Shi, Y. Xiong, Y. He, Y. Zhou, Y. Zhong, Y. Piao, Y. Wang, Y. Chen, Y. Tan, Y. Wei, Y. Ma, Y. Liu, Y. Yang, Y. Guo, Y. Wu, Y. Wu, Y. Cheng, Y. Ou, Y. Xu, Y. Wang, Y. Gong, Y. Wu, Y. Zou, Y. Li, Y. Xiong, Y. Luo, Y. You, Y. Liu, Y. Zhou, Z. F. Wu, Z. Z. Ren, Z. Zhao, Z. Ren, Z. Sha, Z. Fu, Z. Xu, Z. Xie, Z. Zhang, Z. Hao, Z. Gou, Z. Ma, Z. Yan, Z. Shao, Z. Huang, Z. Wu, Z. Li, Z. Zhang, Z. Xu, Z. Wang, Z. Gu, Z. Zhu, Z. Li, Z. Zhang, Z. Xie, Z. Gao, Z. Pan, Z. Yao, B. Feng, H. Li, J. L. Cai, J. Ni, L. Xu, M. Li, N. Tian, R. J. Chen, R. L. Jin, S. S. Li, S. Zhou, T. Sun, X. Q. Li, X. Jin, X. Shen, X. Chen, X. Song, X. Zhou, Y. X. Zhu, Y. Huang, Y. Li, Y. Zheng, Y. Zhu, Y. Ma, Z. Huang, Z. Xu, Z. Zhang, D. Ji, J. Liang, J. Guo, J. Chen, L. Xia, M. Wang, M. Li, P. Zhang, R. Chen, S. Sun, S. Wu, S. Ye, T. Wang, W. L. Xiao, W. An, X. Wang, X. Sun, X. Wang, Y. Tang, Y. Zha, Z. Zhang, Z. Ju, Z. Zhang, and Z. Qu. Deepseek-v3.2: Pushing the frontier of open large language models, 2025b. URL <https://arxiv.org/abs/2512.02556>.
- M. Doll, M. Carneiro, R. Y. Lewis, and L. Community. The qify tactic. Mathlib4 Repository, 2022. URL <https://github.com/leanprover-community/mathlib4/blob/master/Mathlib/Tactic/Qify.lean>. Accessed: 2026-01-23.
- G. Gao, Y. Wang, J. Jiang, Q. Gao, Z. Qin, T. Xu, and B. Dong. Herald: A natural language annotated lean 4 dataset. In *The Thirteenth International Conference on Learning Representations, ICLR 2025, Singapore, April 24-28, 2025*. OpenReview.net, 2025. URL <https://openreview.net/forum?id=Se6MgCtRhZ>.
- D. Guo, D. Yang, H. Zhang, J. Song, P. Wang, Q. Zhu, R. Xu, R. Zhang, S. Ma, X. Bi, et al. Deepseek-r1 incentivizes reasoning in llms through reinforcement learning. *Nature*, 645(8081):633–638, 2025a.
- Q. Guo, J. Wang, J. Zhang, D. Kong, X. Huang, X. Xi, W. Wang, J. Wang, X. Cai, S. Zhang, and W. Ye. Autoformalizer with tool feedback. *CoRR*, abs/2510.06857, 2025b. doi: 10.48550/ARXIV.2510.06857. URL <https://doi.org/10.48550/arXiv.2510.06857>.
- P. R. Halmos. *Naive set theory*. Jan. 1974. doi: 10.1007/978-1-4757-1645-0. URL <https://doi.org/10.1007/978-1-4757-1645-0>.
- P. Jana, K. Kale, A. E. Tanriverdi, C. Song, S. Vishwanath, and V. Ganesh. Proofbridge: Autoformalization of natural language proofs in lean via joint embeddings, 2025. URL <https://arxiv.org/abs/2510.15681>.
- K. Krippendorff. *Content analysis: An introduction to its methodology*. Sage publications, 2018.
- Leanprover Community. A read-eval-print-loop for Lean 4. GitHub repository, 2024. URL <https://github.com/leanprover-community/repl>.
- Y. Lin, S. Tang, B. Lyu, Z. Yang, J. Chung, H. Zhao, L. Jiang, Y. Geng, J. Ge, J. Sun, J. Wu, J. Gesi, X. Lu, D. Acuna, K. Yang, H. Lin, Y. Choi, D. Chen, S. Arora, and C. Jin. Goedel-prover-v2: Scaling formal

- theorem proving with scaffolded data synthesis and self-correction. *CoRR*, abs/2508.03613, 2025. doi: 10.48550/ARXIV.2508.03613. URL <https://doi.org/10.48550/arXiv.2508.03613>.
- C. Liu, J. Shen, H. Xin, Z. Liu, Y. Yuan, H. Wang, W. Ju, C. Zheng, Y. Yin, L. Li, M. Zhang, and Q. Liu. FIMO: A challenge formal dataset for automated theorem proving. *CoRR*, abs/2309.04295, 2023. doi: 10.48550/ARXIV.2309.04295. URL <https://doi.org/10.48550/arXiv.2309.04295>.
- J. Liu, X. Lin, J. Bayer, Y. Dillies, W. Jiang, X. Liang, R. Soletskyi, H. Wang, Y. Xie, B. Xiong, Z. Yang, J. Zhang, L. Zhi, J. Li, and Z. Liu. Combibench: Benchmarking LLM capability for combinatorial mathematics. *CoRR*, abs/2505.03171, 2025a. doi: 10.48550/ARXIV.2505.03171. URL <https://doi.org/10.48550/arXiv.2505.03171>.
- Q. Liu, X. Zheng, X. Lu, Q. Cao, and J. Yan. Rethinking and improving autoformalization: Towards a faithful metric and a dependency retrieval-based approach. In *The Thirteenth International Conference on Learning Representations, ICLR 2025, Singapore, April 24-28, 2025*. OpenReview.net, 2025b. URL <https://openreview.net/forum?id=hUb2At2DsQ>.
- X. Liu, T. Zhu, Z. Dong, Y. Liu, Q. Guo, Z. Liu, Y. Chen, and T. Luo. ASSESS: A semantic and structural evaluation framework for statement similarity. *CoRR*, abs/2509.22246, 2025c. doi: 10.48550/ARXIV.2509.22246. URL <https://doi.org/10.48550/arXiv.2509.22246>.
- Y. Liu, T. Zhu, X. Liu, Y. Chen, Z. Liu, Q. Guo, J. Zhang, K. Bao, and T. Luo. Generalized tree edit distance (GTED): A faithful evaluation metric for statement autoformalization. *CoRR*, abs/2507.07399, 2025d. doi: 10.48550/ARXIV.2507.07399. URL <https://doi.org/10.48550/arXiv.2507.07399>.
- I. Loshchilov and F. Hutter. Decoupled weight decay regularization. In *International Conference on Learning Representations*, 2019. URL <https://openreview.net/forum?id=Bkg6RiCqY7>.
- J. Lu, Z. Liu, Y. Wan, Y. Huang, H. Wang, Z. Yang, J. Tang, and Z. Guo. Process-driven autoformalization in lean 4. *CoRR*, abs/2406.01940, 2024. doi: 10.48550/ARXIV.2406.01940. URL <https://doi.org/10.48550/arXiv.2406.01940>.
- J. Lu, Y. Wan, Y. Huang, J. Xiong, Z. Liu, and Z. Guo. Formalalign: Automated alignment evaluation for autoformalization. In *The Thirteenth International Conference on Learning Representations, ICLR 2025, Singapore, April 24-28, 2025*. OpenReview.net, 2025. URL <https://openreview.net/forum?id=B5RrIFMqbe>.
- J. G. Moreno-Torres, T. Raeder, R. Alaiz-Rodríguez, N. V. Chawla, and F. Herrera. A unifying view on dataset shift in classification. *Pattern Recognition*, 45(1):521–530, 2012. ISSN 0031-3203. doi: <https://doi.org/10.1016/j.patcog.2011.06.019>. URL <https://www.sciencedirect.com/science/article/pii/S0031320311002901>.
- L. Murphy, K. Yang, J. Sun, Z. Li, A. Anandkumar, and X. Si. Autoformalizing euclidean geometry. In *Forty-first International Conference on Machine Learning, ICML 2024, Vienna, Austria, July 21-27, 2024*. OpenReview.net, 2024. URL <https://openreview.net/forum?id=bylZbZOsGA>.
- T. Nipkow, L. Paulson, and M. Wenzel. *Isabelle/HOL — A Proof Assistant for Higher-Order Logic*. 01 2002. ISBN 9783540433767. doi: 10.1007/3-540-45949-9.
- OpenAI. Introducing gpt-4.1 in the api. <https://openai.com/index/gpt-4-1/>, April 2025. Accessed: 2026-01-22.
- OpenAI. Introducing gpt-5.2, 2025a. URL <https://openai.com/index/introducing-gpt-5-2/>. Accessed: 2026-03-21.

- OpenAI. Introducing gpt-5, 2025b. URL <https://openai.com/index/introducing-gpt-5/>.
- OpenAI. Introducing gpt-5.3-codex, 2026. URL <https://openai.com/index/introducing-gpt-5-3-codex/>. Accessed: 2026-03-21.
- A. Ospanov, F. Farnia, and R. Yousefzadeh. minif2f-lean revisited: Reviewing limitations and charting a path forward. *CoRR*, abs/2511.03108, 2025. doi: 10.48550/ARXIV.2511.03108. URL <https://doi.org/10.48550/arXiv.2511.03108>.
- K. Papineni, S. Roukos, T. Ward, and W. Zhu. Bleu: a method for automatic evaluation of machine translation. In *Proceedings of the 40th Annual Meeting of the Association for Computational Linguistics, July 6-12, 2002, Philadelphia, PA, USA*, pages 311–318. ACL, 2002. doi: 10.3115/1073083.1073135. URL <https://aclanthology.org/P02-1040/>.
- Qwen, :, A. Yang, B. Yang, B. Zhang, B. Hui, B. Zheng, B. Yu, C. Li, D. Liu, F. Huang, H. Wei, H. Lin, J. Yang, J. Tu, J. Zhang, J. Yang, J. Yang, J. Zhou, J. Lin, K. Dang, K. Lu, K. Bao, K. Yang, L. Yu, M. Li, M. Xue, P. Zhang, Q. Zhu, R. Men, R. Lin, T. Li, T. Tang, T. Xia, X. Ren, X. Ren, Y. Fan, Y. Su, Y. Zhang, Y. Wan, Y. Liu, Z. Cui, Z. Zhang, and Z. Qiu. Qwen2.5 technical report, 2025. URL <https://arxiv.org/abs/2412.15115>.
- S. Rajbhandari, J. Rasley, O. Ruwase, and Y. He. Zero: memory optimizations toward training trillion parameter models. In *Proceedings of the International Conference for High Performance Computing, Networking, Storage and Analysis, SC '20*. IEEE Press, 2020. ISBN 9781728199986.
- Z. Z. Ren, Z. Shao, J. Song, H. Xin, H. Wang, W. Zhao, L. Zhang, Z. Fu, Q. Zhu, D. Yang, Z. F. Wu, Z. Gou, S. Ma, H. Tang, Y. Liu, W. Gao, D. Guo, and C. Ruan. Deepseek-prover-v2: Advancing formal mathematical reasoning via reinforcement learning for subgoal decomposition. *CoRR*, abs/2504.21801, 2025. doi: 10.48550/ARXIV.2504.21801. URL <https://doi.org/10.48550/arXiv.2504.21801>.
- D. Renshaw and contributors. Compfiles: Catalog of math problems formalized in lean. <https://github.com/dwrensha/compfiles>, 2024. Accessed: 2025-10-30.
- K. Rosen. *Discrete Mathematics and Its Applications*. McGraw-Hill, 2011. ISBN 9780077418939. URL <https://books.google.ch/books?id=rwZLAGAAQBAJ>.
- M. D. Santos, H. Wang, H. de Saxcé, R. Wang, M. Baksys, M. Unsal, J. Liu, Z. Liu, and J. Li. Kimina lean server: Technical report. *CoRR*, abs/2504.21230, 2025. doi: 10.48550/ARXIV.2504.21230. URL <https://doi.org/10.48550/arXiv.2504.21230>.
- The Mathlib Community. The lean mathematical library. In J. Blanchette and C. Hritcu, editors, *Proceedings of the 9th ACM SIGPLAN International Conference on Certified Programs and Proofs, CPP 2020, New Orleans, LA, USA, January 20-21, 2020*, pages 367–381. ACM, 2020. doi: 10.1145/3372885.3373824. URL <https://doi.org/10.1145/3372885.3373824>.
- G. Tsoukalas, J. Lee, J. Jennings, J. Xin, M. Ding, M. Jennings, A. Thakur, and S. Chaudhuri. Putnambench: Evaluating neural theorem-provers on the putnam mathematical competition. In A. Globersons, L. Mackey, D. Belgrave, A. Fan, U. Paquet, J. M. Tomczak, and C. Zhang, editors, *Advances in Neural Information Processing Systems 38: Annual Conference on Neural Information Processing Systems 2024, NeurIPS 2024, Vancouver, BC, Canada, December 10 - 15, 2024*, 2024. URL http://papers.nips.cc/paper_files/paper/2024/hash/1582eaf9e0cf349e1e5a6ee453100aa1-Abstract-Datasets_and_Benchmarks_Track.html.

- H. Wang, R. Xie, Y. Wang, G. Gao, X. Yu, and B. Dong. Aria: An agent for retrieval and iterative auto-formalization via dependency graph. *CoRR*, abs/2510.04520, 2025a. doi: 10.48550/ARXIV.2510.04520. URL <https://doi.org/10.48550/arXiv.2510.04520>.
- P. Wang, T. Liu, C. Wang, Y. Wang, S. Yan, C. Jia, X. Liu, X. Chen, J. Xu, Z. Li, and Y. Yu. A survey on large language models for mathematical reasoning. *CoRR*, abs/2506.08446, 2025b. doi: 10.48550/ARXIV.2506.08446. URL <https://doi.org/10.48550/arXiv.2506.08446>.
- K. Weng, L. Du, S. Li, W. Lu, H. Sun, H. Liu, and T. Zhang. Autoformalization in the era of large language models: A survey. *CoRR*, abs/2505.23486, 2025. doi: 10.48550/ARXIV.2505.23486. URL <https://doi.org/10.48550/arXiv.2505.23486>.
- Y. Wu, A. Q. Jiang, W. Li, M. N. Rabe, C. Staats, M. Jamnik, and C. Szegedy. Autoformalization with large language models. In S. Koyejo, S. Mohamed, A. Agarwal, D. Belgrave, K. Cho, and A. Oh, editors, *Advances in Neural Information Processing Systems 35: Annual Conference on Neural Information Processing Systems 2022, NeurIPS 2022, New Orleans, LA, USA, November 28 - December 9, 2022*, 2022. URL http://papers.nips.cc/paper_files/paper/2022/hash/d0c6bc641a56bebee9d985b937307367-Abstract-Conference.html.
- A. Yang, A. Li, B. Yang, B. Zhang, B. Hui, B. Zheng, B. Yu, C. Gao, C. Huang, C. Lv, C. Zheng, D. Liu, F. Zhou, F. Huang, F. Hu, H. Ge, H. Wei, H. Lin, J. Tang, J. Yang, J. Tu, J. Zhang, J. Yang, J. Yang, J. Zhou, J. Zhou, J. Lin, K. Dang, K. Bao, K. Yang, L. Yu, L. Deng, M. Li, M. Xue, M. Li, P. Zhang, P. Wang, Q. Zhu, R. Men, R. Gao, S. Liu, S. Luo, T. Li, T. Tang, W. Yin, X. Ren, X. Wang, X. Zhang, X. Ren, Y. Fan, Y. Su, Y. Zhang, Y. Zhang, Y. Wan, Y. Liu, Z. Wang, Z. Cui, Z. Zhang, Z. Zhou, and Z. Qiu. Qwen3 technical report, 2025. URL <https://arxiv.org/abs/2505.09388>.
- K. Yang, G. Poesia, J. He, W. Li, K. Lauter, S. Chaudhuri, and D. Song. Formal mathematical reasoning: A new frontier in AI. *CoRR*, abs/2412.16075, 2024. doi: 10.48550/ARXIV.2412.16075. URL <https://doi.org/10.48550/arXiv.2412.16075>.
- H. Ying, Z. Wu, Y. Geng, J. Wang, D. Lin, and K. Chen. Lean workbook: A large-scale lean problem set formalized from natural language math problems. In A. Globersons, L. Mackey, D. Belgrave, A. Fan, U. Paquet, J. M. Tomczak, and C. Zhang, editors, *Advances in Neural Information Processing Systems 38: Annual Conference on Neural Information Processing Systems 2024, NeurIPS 2024, Vancouver, BC, Canada, December 10 - 15, 2024*, 2024. URL http://papers.nips.cc/paper_files/paper/2024/hash/bf236666a2cc5f3ae05d2e08485efc4c-Abstract-Datasets_and_Benchmarks_Track.html.
- X. Yu, J. Zhong, Z. Feng, P. Zhai, R. Yousefzadeh, W. C. Ng, H. Liu, Z. Shou, J. Xiong, Y. Zhou, C. Ong, A. J. Sugiarto, Y. Zhang, W. M. Tai, H. Cao, D. Lu, J. Sun, Q. Xu, S. Xin, and Z. Li. Mathesis: Towards formal theorem proving from natural languages. *CoRR*, abs/2506.07047, 2025a. doi: 10.48550/ARXIV.2506.07047. URL <https://doi.org/10.48550/arXiv.2506.07047>.
- Z. Yu, R. Peng, K. Ding, Y. Li, Z. Peng, M. Liu, Y. Zhang, Z. Yuan, H. Xin, W. Huang, Y. Wen, G. Zhang, and W. Liu. Formalmath: Benchmarking formal mathematical reasoning of large language models. *CoRR*, abs/2505.02735, 2025b. doi: 10.48550/ARXIV.2505.02735. URL <https://doi.org/10.48550/arXiv.2505.02735>.
- K. Zheng, J. M. Han, and S. Polu. minif2f: a cross-system benchmark for formal olympiad-level mathematics. In *The Tenth International Conference on Learning Representations, ICLR 2022, Virtual Event, April 25-29, 2022*. OpenReview.net, 2022. URL <https://openreview.net/forum?id=9ZPegFuFTFv>.

A. Implementation Details

A.1. Training Configuration

Table 6 summarizes the key hyperparameters used for training FORMALRX-8B. The model is trained using the AdamW optimizer (Loshchilov and Hutter, 2019) with a cosine learning rate scheduler and DeepSpeed ZeRO-2 (Rajbhandari et al., 2020) for efficient distributed training.

Table 6 | Training hyperparameters

Hyperparameter	Value
Finetuning Type	Full
Optimizer	AdamW
Learning Rate	2.0e-5
LR Scheduler	Cosine
Warmup Ratio	0.05
Training Epochs	10
Per-device Batch Size	8
Gradient Accumulation Steps	2
Effective Batch Size	1,024 (64 GPUs)
Max Sequence Length	3,072
Precision	BF16
DeepSpeed Stage	ZeRO-2

A.2. Hardware and Training Time

All experiments are conducted on 16 nodes of NVIDIA GH200 GPUs. Training FORMALRX-8B for 10 epochs on 56,287 samples takes approximately 2 hours. Model checkpoints are saved every 100 steps with the best model selected based on validation error categorization F1-score.

A.3. Input Format

We adopt the ShareGPT conversation format to handle the extensive context required by the SCI Error Taxonomy. The unified input sequence integrates the taxonomy definition \mathcal{T} , informal statement S , and formal code \mathcal{F} , with a maximum context length of 3,072 tokens. This format preserves the full 28-category taxonomy in the system prompt without truncation and enhances instruction-following for multi-part diagnostic outputs.

B. Ablation Studies

B.1. Base Model Selection

To investigate how different base model architectures respond to our FORMALRX framework, we fine-tune three models using identical training configurations: Qwen2.5-7B (Qwen et al., 2025), DeepSeek-R1-Distill-Qwen-7B (Guo et al., 2025a), and Qwen3-8B (Yang et al., 2025). As shown in Table 7, different base models exhibit distinct learning patterns across the diagnostic tasks.

Qwen2.5-7B demonstrates strong adaptation to classification-based diagnostic tasks (Tasks 1-3), achieving the highest F1-scores of 0.889 and 0.741 for verdict and categorization, and 0.761 accuracy

Table 7 | Performance comparison of FORMALRX fine-tuned on different base models on FORMALRX-test (7030 samples). Best results are shown in underline.

Base Model	Verdict				Categorization				Localization			Correction		
	Acc	P	R	F1	Acc	P	R	F1	ExMatch	LLM	Acc	ExMatch	LLM	Acc
Qwen2.5-7B	0.840	0.922	0.857	<u>0.889</u>	0.671	0.897	0.631	<u>0.741</u>	4672	678	<u>0.761</u>	3575	529	0.584
DeepSeek-R1-Distill-7B	0.797	0.924	0.793	0.854	0.625	0.896	0.562	0.691	4267	771	0.716	4853	498	<u>0.761</u>
Qwen3-8B	0.832	0.932	0.836	0.881	0.644	0.905	0.583	0.709	4563	707	0.750	4551	571	<u>0.729</u>

for localization. However, it shows limited improvement on correction generation (Task4), reaching only 0.584 accuracy. This suggests that while its capabilities suffice for diagnostic tasks, the generation capacity may be insufficient for producing correct formal code even after fine-tuning.

DeepSeek-R1-Distill-Qwen-7B achieves the best correction performance (0.761), likely benefiting from its reasoning-focused pre-training, but shows weaker diagnostic task performance. Qwen3-8B strikes the best balance, maintaining competitive diagnostic performance while significantly outperforming Qwen2.5-7B on correction (0.729 vs 0.584, +24.8%).

We adopt Qwen3-8B as our primary model for the following considerations: (1) **Output reliability**: DeepSeek-R1-Distill-Qwen-7B, designed as a reasoning-focused model with chain-of-thought mechanisms, occasionally deviates from the structured output format required by our diagnostic framework, producing unparseable responses that disrupt the automated pipeline—in contrast, Qwen3-8B demonstrates consistent adherence to the specified system prompt format; (2) **Balanced diagnostic performance**: while DeepSeek-R1 achieves the highest correction accuracy of 0.761, it shows degradation in earlier stages with F1-score of 0.854 for verdict compared to Qwen3-8B’s 0.881, and 0.691 for categorization compared to 0.709; (3) **Generation capability**: Qwen3-8B substantially outperforms Qwen2.5-7B on correction, achieving 0.729 accuracy with a 24.8% improvement over the 0.584 baseline.

B.2. Training Method Selection

Fixing Qwen3-8B Yang et al. (2025) as the base model and the training data of Section B.1, we compare progressive training against three alternatives: joint training, which optimizes all four tasks at once; single-task training, which trains one independent model per task; and sequential training, which introduces tasks one at a time without data replay. Results are reported in Table 8.

Table 8 | Training method comparison on FORMALRX-Test (7,030 samples) with Qwen3-8B. Single-Task uses four separate models and is a per-task upper bound; Sequential numbers are measured on each target task in isolation, as unified output is lost to catastrophic forgetting. ExMatch and LLM are sample counts; Acc, P, R, F1 are rates. Bold marks the best unified single-model result.

Method	Verdict (T1)				Categorization (T2)				Localization (T3)			Correction (T4)		
	Acc	P	R	F1	Acc	P	R	F1	ExMatch	LLM	Acc	ExMatch	LLM	Acc
<i>Unified single model</i>														
Joint Training	0.832	0.932	0.836	0.881	0.644	0.905	0.583	0.709	4563	707	0.750	4551	571	0.729
Progressive Training	0.853	0.923	0.877	0.899	0.692	0.900	0.859	0.761	4741	731	0.778	5107	460	0.792
<i>Reference (isolated, not unified)</i>														
Single-Task [†]	0.814	0.860	0.897	0.878	0.696	0.930	0.641	0.759	4839	908	0.818	5646	416	0.862
Sequential [‡]	0.814	0.860	0.897	0.878	0.675	0.952	0.595	0.732	4731	551	0.751	5446	403	0.832

[†] Four independent models, one per task. [‡] Each row measured on its target task only.

Progressive vs. joint training. Both produce all four diagnostic fields from a single model, so this contrast isolates the effect of introducing tasks incrementally with replay rather than optimizing

every objective from the outset. Progressive training wins on all four tasks, with the largest gains on correction (0.729 to 0.792) and categorization F1 (0.709 to 0.761), and consistent improvements on verdict F1 (0.881 to 0.899) and localization (0.750 to 0.778).

Progressive vs. single-task training. Single-task training dedicates one model to each task and serves as a per-task upper bound, at the cost of four separate models and no unified inference. Progressive training matches or exceeds it on verdict (0.899 vs. 0.878) and categorization F1 (0.761 vs. 0.759), and trails only on localization (0.778 vs. 0.818) and correction (0.792 vs. 0.862). A single unified model thus recovers most of the specialized upper bound while retaining joint diagnostic inference.

Progressive vs. sequential training. Sequential training fine-tunes on each newly introduced task without revisiting prior data. Measured on each target task in isolation it stays competitive and even leads on correction (0.832), but it suffers catastrophic forgetting: later stages overwrite the structured output format, so the model loses the ability to emit all four fields jointly. Example below traces this degradation stage by stage. By replaying earlier tasks, progressive training preserves full diagnostic capability while reaching 0.899 verdict F1.

Example: Catastrophic Forgetting in Sequential Training

Informal Problem. If f is any function and g is analytic without zero in U , then f is meromorphic in normal form on U iff $f \cdot g$ is meromorphic in normal form on U .

Formal Statement.

```
theorem meromorphicNFO_n_mul_iff_left_of_analyticOnNhd {f g : K → K}
  (h1g : AnalyticOnNhd K g U)
  (h2g : ∀ u ∈ U, g u ≠ 0) :
  MeromorphicNFO_n (f + g) U ↔ MeromorphicNFO_n f U := sorry
```

Expected Output.

```
Semantic Alignment: Misaligned
Error Type: Operator Confusion
Error Location: MeromorphicNFO_n (f + g) U
Corrected Statement:
theorem meromorphicNFO_n_mul_iff_left_of_analyticOnNhd {f g : K → K}
  (h1g : AnalyticOnNhd K g U)
  (h2g : ∀ u ∈ U, g u ≠ 0) :
  MeromorphicNFO_n (f * g) U ↔ MeromorphicNFO_n f U := sorry
```

After T2 (verdict field lost).

```
Error Type: Operator Confusion
```

After T3 (error type field corrupted by location content).

```
Error Type: MeromorphicNFO_n (f + g) U
```

After T4 (error type field overwritten by corrected statement).

```
Error Type:
theorem meromorphicNFO_n_mul_iff_left_of_analyticOnNhd {f g : K → K}
  (h1g : AnalyticOnNhd K g U) (h2g : ∀ u ∈ U, g u ≠ 0) :
  MeromorphicNFO_n (f * g) U ↔ MeromorphicNFO_n f U := sorry
```

B.3. Data Synthesis Strategy

To assess the contribution of our taxonomy-guided synthesis approach, we compare against a rule-based perturbation baseline replicating the strategy employed in FormalAlign (Lu et al., 2025). Using the same 17,825 seed pairs, the rule-based approach applies six syntactic perturbation strategies including constant modification, exponent modification, variable introduction, variable type substitution, equality negation, and statement unpairing. This process generates 62,703 candidate negative samples, of which 36,324 (57.9%) pass Lean compilation, yielding 54,094 training samples. Critically, rule-based perturbation produces only binary alignment labels, making it inherently incapable of supporting the diagnostic tasks T2 through T4 that FORMALRX provides. The rule-based model is trained following the same progressive training strategy described in Section 5.1.

As shown in Table 9, the model trained on rule-based data achieves extremely high precision (0.968) but near-zero recall (0.053) on Task 1, collapsing to F1=0.100. This failure reveals a fundamental limitation of syntactic perturbation. The model learns to detect surface-level artifacts such as numeric constant changes, type substitutions, and equality flips, but fails to generalize to the genuine semantic errors in our test set such as quantifier confusion, logical connective misuse, and constraint violations, defaulting to predicting *Aligned* for nearly all inputs. In contrast, FORMALRX trained on taxonomy-guided data achieves F1=0.881, demonstrating that the semantic coverage of the SCI Error Taxonomy is essential for robust alignment detection.

Table 9 | Ablation on data synthesis strategy evaluated on Task 1 verdict prediction. Rule-based synthesis following Lu et al. (2025) produces binary labels only.

Synthesis Strategy	Acc	P	R	F1
FORMALRX (taxonomy-guided)	0.832	0.932	0.836	0.881
FORMALALIGN-style (rule-based)	0.293	0.968	0.053	0.100

C. Human Study

C.1. LLM-Based Components Validation

To validate the reliability of LLM-based components in our diagnostic pipeline, we conduct expert evaluation across all four diagnostic stages: (1) negative example synthesis, (2) output validation and re-tag, (3) error localization judgment, and (4) correction judgment.

C.1.1. Experimental Setup

Task Design We evaluate four critical LLM-based component in our pipeline:

- **Task 1 (Synthesis):** Given a correct formal statement, can the LLM select appropriate error types from the SCI Error Taxonomy and generate modified statements that successfully introduce the target error?
- **Task 2 (Validation and Re-tag):** Given a statement pair and an initial error categorization, can the LLM assess the accuracy of the initial error categorization and produce a validated SCI Error Taxonomy tag with appropriate error type, localization, reasoning, and correction suggestions?
- **Task 3 (Localization Judge):** Can the LLM correctly determine whether two error location descriptions refer to the same buggy code region?
- **Task 4 (Correction Judge):** Can the LLM correctly determine whether two formal statements are semantically equivalent?

Data Collection We sample instances per task from our synthetic dataset pipeline, stratified across error categories and difficulty levels. Each instance contains the output from LLM alongside ground truth, with experts evaluating whether the judgment or generation from LLM is correct.

Annotation Protocol We recruited additional Lean experts to scale the validation. Each task is annotated with 240 expert judgments, of which 38 come from double-annotated samples (each labeled by two experts under a rotating overlap design) used to measure inter-annotator agreement (Krippendorff, 2018). This yields 960 judgments and 152 double-annotated pairs across the four tasks. Annotators (backgrounds: automated theorem proving, natural language processing, mathematics) receive the full Sci Error Taxonomy (Appendix F.2), task-specific guidelines, and calibration on pilot examples. For each sample, annotators provide binary judgments (correct=1, incorrect=0) with optional explanatory notes.

C.1.2. Results

Table 10 presents results across all tasks. LLM accuracy ranges from 78.3% (Task 1: Synthesis) to 89.6% (Task 4: Correction Judge), with an overall accuracy of 84.7% (813/960), demonstrating strong performance in automated diagnostics. Inter-annotator agreement on double-annotated samples ranges from 84.2% to 94.7%, with an overall agreement of 89.5% (136/152), indicating substantial consistency in expert judgments.

Table 10 | Human study results validating LLM components in the diagnostic pipeline. Accuracy computed on all annotated samples (n=240 per task); agreement and κ on the double-annotated subset (n=38 per task).

Task	Accuracy	Agreement	Disagreements	κ (avg)
T1: Synthesis	78.3% (188/240)	84.2% (32/38)	6	0.684
T2: Validation & Re-tag	86.2% (207/240)	94.7% (36/38)	2	0.895
T3: Localization Judge	84.6% (203/240)	86.8% (33/38)	5	0.789
T4: Correction Judge	89.6% (215/240)	92.1% (35/38)	3	0.842
Overall	84.7% (813/960)	89.5% (136/152)	16	0.803

Reliability Analysis We report both percentage agreement and Cohen’s κ as inter-annotator agreement metrics. With the expanded annotation set, per-task κ ranges from 0.684 to 0.895 (overall 0.803), corresponding to substantial-to-almost-perfect agreement. Task 2 attains the highest κ (0.895), consistent with its high percentage agreement, while Task 1 shows the lowest (0.684), reflecting the greater subjectivity of judging synthesized error injection. The agreement between the percentage and κ measures, now stable under the larger sample, supports the reliability of our annotation setup.

Error Analysis Analyzing the 16 disagreement cases across the double-annotated samples, we find that most involve borderline judgments where LLM outputs are technically correct but suboptimal. For example, in Task 3, some error location descriptions were overly verbose yet semantically accurate; in Task 2, certain error categorizations were conservative but valid. A smaller number reflect genuine annotation differences due to guideline ambiguity, which informed refinements to our task instructions. The low disagreement rate and predominance of edge cases indicate that our diagnostic criteria are well-defined and consistently interpretable by experts.

Per-Task Analysis

The performance gap between Task 1 (78.3%) and Task 2 (86.2%) demonstrates the critical role of Task 2 as a validation and correction mechanism. Task 2 (Validation and Re-tag) achieves the highest inter-annotator agreement (94.7%) and κ (0.895), validating that our LLM can reliably apply the Sci Error Taxonomy to verify and refine error categorizations from the synthesis stage. Tasks 3 and 4

(both LLM-as-judge) achieve 84.6% and 89.6% accuracy respectively, confirming the effectiveness of our judge prompts for evaluating localization and correction quality.

C.2. Synthesis Quality Validation

To verify the reliability of the synthetically generated data, we conducted a limited manual inspection of 200 randomly sampled instances drawn proportionally across all 28 error categories. Each instance included both the synthesized statement and its assigned Sci Error Taxonomy label.

Validation Results. Human evaluation indicates that 98% of sampled instances (196/200) are correctly labeled according to the Sci Error Taxonomy, with most inconsistencies occurring at boundary cases between nearby categories (e.g., S2.1 Object Type Errors vs. C1.3 Domain Constraint Errors). Although the validation covers only a small subset, the results suggest that the taxonomy-guided synthesis pipeline yields high-quality annotations with minimal noise, supporting the reliability of the training data described in Section 4.

D. Baseline Reproduction

We reproduce two baseline methods for autoformalization evaluation, LeanScorer and BLEU-based alignment detection.

D.1. LeanScorer

We reproduce LeanScorer (Yu et al., 2025a) as our primary baseline for evaluating autoformalization semantic correctness.

Implementation. Following the original paper, we implement the two-stage LeanScorer pipeline: (1) subtask decomposition via LLM prompt, and (2) subtask-level evaluation with three-tiered ratings (Perfectly Match, Minor Inconsistency, Major Inconsistency), aggregated through Sugeno Fuzzy Integral. Both stages employ DeepSeek-V3 (DeepSeek-AI et al., 2025a) with the prompt templates provided in Appendix B.5 of the original paper. The fuzzy measure is implemented according to Equation (3) in (Yu et al., 2025a), with decision threshold $\alpha = 0.6$ for binary classification.

Consistency with original results. Our reproduction achieves comparable performance to the reported results in the original paper, validating the reliability of our implementation.

D.2. BLEU Metric

We implement BLEU (Papineni et al., 2002) as a surface-level baseline for binary alignment detection. For each natural language-formal statement pair, we compute sentence-level BLEU score and classify as aligned if BLEU exceeds a threshold. Since our dataset exhibits class imbalance (26.9% aligned), we perform threshold sweep over $[0, 100]$ and select the threshold maximizing F1 score.

D.2.1. BLEU Calculation Examples

We present two representative cases illustrating why lexical overlap metrics fail to capture semantic alignment in autoformalization.

Case 1: Aligned Pair (BLEU=0.74)

Informal Problem: “If we have a functor $F : J \Rightarrow \text{Pi } i, C \text{ } i$ into a category of indexed families, and we have limits for each of the $F \gg \text{Pi } i. \text{eval } C \text{ } i$, then F has a limit.”

Formal Statement:

```
theorem hasLimit_of_hasLimit_comp_eval : HasLimit F := sorry
```

Analysis: Despite being semantically aligned, this pair achieves only BLEU=0.74 due to severe vocabulary mismatch. The formal statement uses concise type-theoretic notation while the informal statement uses natural language. BLEU breakdown shows 1-gram precision of 25% but rapidly degrading n-gram precision (2-gram: 6.67%, 3-gram: 3.57%), with brevity penalty of 0.127 due to length disparity (49 vs 16 tokens). Token analysis reveals only 3.3% overlap, demonstrating that formal mathematics employs distinct vocabulary from informal descriptions even when semantically faithful.

Case 2: Misaligned Pair (BLEU=1.15)

Informal Problem: "If 'f' is any function and 'g' is analytic without zero in 'U', then 'f' is meromorphic in normal form on 'U' iff 'f * g' is meromorphic in normal form on 'U'."

Formal Statement:

```
theorem meromorphicNFOn_mul_iff_left_of_analyticOnNhd
  {f g : K -> K} (h1g : AnalyticOnNhd K g U)
  (h2g : forall u in U, g u != 0) :
  MeromorphicNFOn (f + g) U <-> MeromorphicNFOn f U := sorry
```

Analysis: This semantically misaligned pair (operator confusion: $f * g \rightarrow f + g$) scores BLEU=1.15, higher than the aligned case. The critical error—replacing multiplication with addition—is a single-token substitution that minimally affects lexical overlap. BLEU’s n-gram matching (1-gram: 17.86%) captures superficial token similarity while completely missing the semantic error. Token analysis shows 0% overlap between informal and formal vocabularies, yet the score remains non-zero due to BLEU’s smoothing mechanisms.

D.2.2. Threshold Selection Strategy

Figure 4 shows precision, recall, accuracy, and F1 across threshold values [0, 100]. The dataset’s class imbalance (73.1% misaligned, 26.9% aligned) causes accuracy-optimized threshold (40.0) to achieve 74.5% accuracy but only F1=0.008, essentially predicting all negative. The F1-optimized threshold (0.0) achieves balanced F1=0.404 with precision=0.255 and recall=0.970. All methods substantially underperform learned approaches, confirming that surface-level lexical metrics are inadequate for autoformalization evaluation.

E. Data Analysis

E.1. Data Source

The seed data to synthesize negative examples is collected from existing NL–FL pair datasets, as presented in Table 11. Sources are categorized into three types: datasets, benchmarks and libraries.

The dataset category consists of FIMO (Liu et al., 2023) and Compfiles (Renshaw and contributors, 2024). Since Compfiles is under continuous development, we selected the commit dated November 2, 2025.

Benchmark data include PutnamBench (Tsoukalas et al., 2024), ProverBench (Ren et al., 2025),

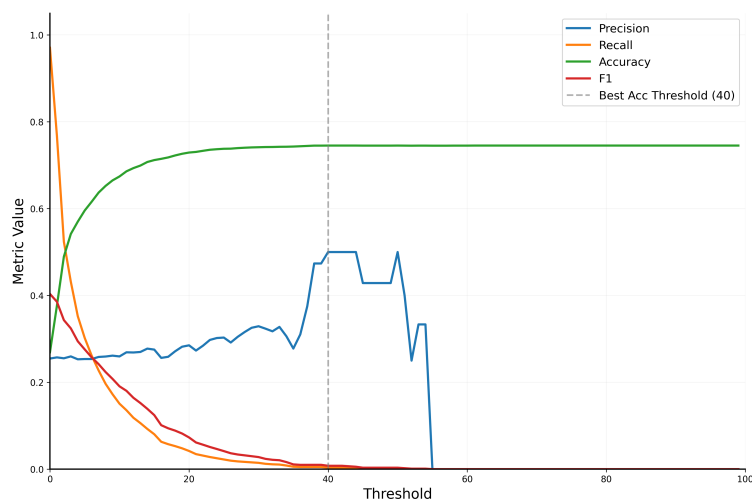


Figure 4 | BLEU threshold sweep showing precision, recall, accuracy, and F1. Best accuracy threshold (40.0) yields degenerate classifier; best F1 threshold (0.0) provides meaningful baseline.

Table 11 | Data sources

Category	Source	Count
Dataset	FIMO	149
	Compfiles	245
Benchmark	PutnamBench	659
	ProverBench	325
	CombiBench	101
	Gaokao-Formal	495
	Formal-MATH	5,505
Library	Mathlib	10,346
Total		17,825

CombiBench (Liu et al., 2025a), Gaokao-Formal (Yu et al., 2025a), and FormalMATH (Yu et al., 2025b). For the library category, we extract NL–FL pairs from Mathlib (The Mathlib Community, 2020), retaining only the content strictly required by the target theorem and excluding auxiliary lemmas, unrelated definitions, and proof-specific constructs. In total, 10,346 NL–FL pairs are extracted and pass compilation checks. The collected data are semantically aligned and serve as ground-truth for synthesis.

We deliberately exclude MiniF2F (Zheng et al., 2022) and ProofNet (Azerbaiyev et al., 2023) despite their widespread use in training Lean models. Prior studies (Chen et al., 2025; Ospanov et al., 2025) have reported significant misalignment issues in these benchmarks, with human experts constructing ConsistencyCheck (Chen et al., 2025) from annotated misaligned instances as a high-quality binary classification dataset. Although Gaokao-Formal and FormalMATH are autoformalized, the authors claim manual verification ensures their quality.

E.2. Compilation Detail

E.2.1. Compilation Check

We synthesize 70,832 negative examples (29,012 from benchmarks/datasets, 41,820 from Mathlib). All instances are verified through the Kimina Lean Server (Santos et al., 2025) under Lean version 4.24.0, retaining only successfully compiled samples. Of the 70,832 synthesized instances, 56,673 (80.0%) pass compilation, as shown in Table 12.

Two main categories of compilation failures occur. First, deprecated syntax in Lean 4.24.0 requires manual correction (e.g., replacing *in* with \in in summation expressions like $\sum i \text{ in } \text{Finset.Icc } 1 \ 10, \dots$). Second, Mathlib-extracted data causes redefinition errors when verified through Kimina Lean Server due to dependency conflicts with the entire Mathlib repository, requiring alternative verification methods. Representative failure cases are analyzed in Appendix G.4.

E.2.2. Compilation Failed Cases

Case 1: FormalMATH *Complex.abs* deprecation

A case from FormalMATH (Yu et al., 2025b). This statement failed to pass compilation check because *Complex.abs* is deprecated in latest version. It should be changed to $\|z\|$ instead. Most of compilation failures fall to such version-related category.

```
import Mathlib

open Complex Filter Function Metric Finset
open scoped BigOperators Topology

theorem olymid_ref_base_5957 :
  Set.ncard {z : ℂ | Complex.abs z = 1 ∧ 1 + z^5 + z^10 + z^15 + z^18 +
    z^21 + z^24 + z^27 = 0} = 11 := by sorry
```

Case 2: PutnamBench *range* confusion

Another case from PutnamBench (Tsoukalas et al., 2024). This case fails because of the confusion of *range*. There exists two function: *Set.range* and *Finset.range*. The first function denotes the image of a function as a set, while the second one denotes a computable finite set of natural numbers for enumeration.

```
import Mathlib

open Filter Topology Set

theorem putnam_2020_b1
  (d : ℕ → ℕ)
  (S : ℤ)
  (hd : d = fun n : ℕ => ∑ i : Fin (Nat.digits 2 n).length, (Nat.digits 2
    n)[i]!)
  -- Origin: S = ∑ k : Icc 1 2020
  (hS : S = ∑ k : range 2021,
    ((-1 : ℤ)^(d k))*(k : ℤ)^3)
  : S % 2020 = ((1990) : ℕ) := sorry
```

Case 3: Mathlib extracted statement, Kimina redefinition error

A case from Mathlib extracted statement. It failed to pass Kimina Lean Server (Santos et al., 2025)'s check, because Kimina defaultly imports *Mathlib*, leading to a redefined error. Therefore Mathlib extracted data should directly use Lean REPL to check its syntax correctness.

```
import Mathlib

import Mathlib.Algebra.TrivSqZeroExt
@[expose] public section
variable {R A B : Type*}
abbrev DualNumber (R : Type*) : Type _ := TrivSqZeroExt R R
def DualNumber.eps [Zero R] [One R] : DualNumber R := TrivSqZeroExt.inr 1

@[inherit_doc]
scoped[DualNumber] notation "ε" => DualNumber.eps

@[inherit_doc]scoped[DualNumber] postfix:1024 "[ε]" => DualNumber

open DualNumber

namespace DualNumber

open TrivSqZeroExt

theorem commute_eps_left [Semiring R] (x : DualNumber R) : Commute ε x :=
    sorry
```

Table 12 | Compilation results

Source	Synthesized	Compiled	Success Rate
Benchmark/Dataset	29,012	23,472	80.9%
Mathlib	41,820	33,201	79.4%
Total	70,832	56,673	80.0%

E.3. Negative Example Analysis

E.3.1. Error Type Distribution

The synthesis process achieves comprehensive coverage across all 28 categories while reflecting their natural occurrence patterns. Figure 5 and Table 13 present the resulting distribution.

The distribution demonstrates that all categories are successfully instantiated with no single category exceeding 14%. As catch-all categories, C3.1 (Missing Premise) and C4 (Conclusion Errors) naturally exhibit higher proportions at 13.79% and 9.06% respectively. Even the least frequent category (S3.4) contains 58 instances, confirming that the SCI Error Taxonomy captures the full spectrum of error types in real-world autoformalization scenarios.

Table 13 | Top 10 error categories by frequency

Error Category	Count	Proportion
Missing Premise	7,243	13.79%
Conclusion Error	4,759	9.06%
Quantifier Weakening	3,839	7.31%
Positivity Constraint Error	3,803	7.24%
Logical Connective Misuse	3,763	7.17%
Quantifier Strengthening	2,965	5.65%
Coefficient/Constant Error	2,828	5.39%
Function Confusion	2,504	4.77%
Incorrect Premise	2,373	4.52%
Redundant Premise	2,321	4.42%
Other 18 categories	16,123	30.70%
Total	52,521	100.00%

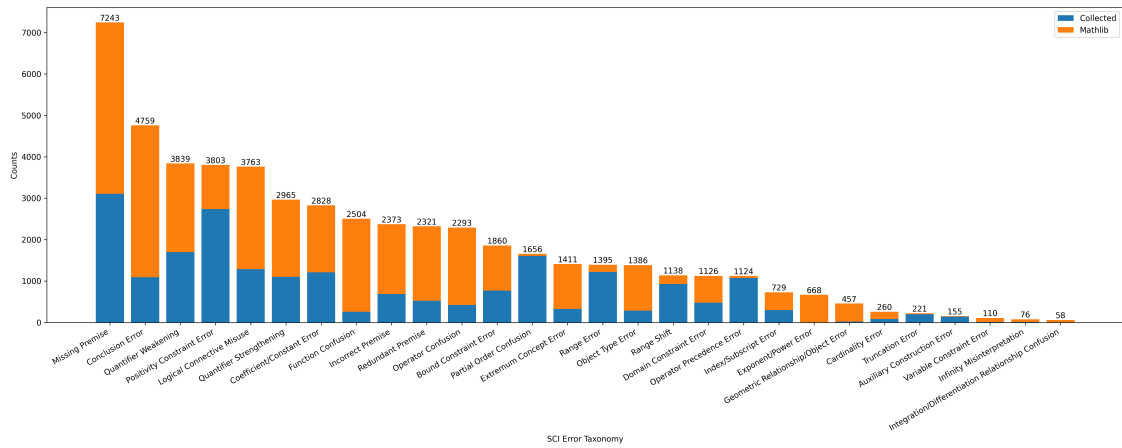


Figure 5 | Distribution of synthesized instances across the 28 SCI Error Taxonomy categories.

E.4. Training Data Construction

We construct our training dataset by combining all verified positive samples from benchmarks, datasets and Mathlib with synthetically generated negatives annotated using the SCI Error Taxonomy in Section 4.3. All samples are randomly shuffled and split with an 8:1:1 ratio for train/validation/test sets. Table 14 summarizes the final dataset composition.

Table 14 | Dataset statistics

Source	Positive	Negative	Total
Benchmark/Dataset	7,479	21,588	29,067
Mathlib	10,346	30,933	41,279
Total	17,825	52,521	70,346
Train (80%)	14,267	42,020	56,287
Val (10%)	1,779	5,250	7,029
Test (10%)	1,779	5,251	7,030

F. SCI Error Taxonomy

F.1. SCI Error Taxonomy Overview

Table 15 | SCI Error Taxonomy Overview

ID	Category	Description
Semantic Errors (S)		
S1.1	Quantifier Strengthening	Quantifier modifications or domain expansions lead to over-strong claims.
S1.2	Quantifier Weakening	Quantifier modifications or domain reductions lead to over-weak claims.
S1.3	Logical Connective Misuse	Logical connectives are misused.
S2.1	Object Type Error	Type of mathematical object are incorrectly stated.
S2.2	Function Confusion	Function names are incorrectly selected.
S2.3	Operator Confusion	Arithmetic operators are incorrectly selected.
S2.4	Exponent/Power Error	Wrong value are assigned to polynomial degrees or exponential powers.
S2.5	Coefficient/Constant Error	Wrong value are assigned to coefficients, multipliers, or constants in expressions.
S2.6	Index/Subscript Error	Indices or subscripts of expressions are incorrect.
S2.7	(Partial) Order Error	Relations of all kinds of orders are reversed, loosened, or tightened.
S3.1	Infinity Misinterpretation	Statements about infinitude are misinterpreted (to wrong quantifier statement).
S3.2	Extremum Concept Error	Extremum value are confused with bound.
S3.3	Cardinality Error	Cardinality of a set is misrepresented
S3.4	Integration/Diff. Confusion	Indefinite integration or differentiation is confused with definite integration.
S3.5	Geometric Error	Wrong geometric objects/relations
Constraint Errors (C)		
C1.1	Positivity Constraint Error	Positivity constraints are missing, redundant, or incorrect
C1.2	Bound Constraint Error	Bound constraints other than positivity are missing, redundant, or incorrect
C1.3	Domain Constraint Error	Wrong type/domain issues without algebraic structural changes
C1.4	Variable Constraint Error	Other variable constraint errors
C2.1	Range Shift	Wrong index range introduced by a constant offset shifting
C2.2	Range Error	The size of the range changes, different from merely shifting
C3.1	Missing Premise	Necessary assumptions are removed or absent
C3.2	Redundant Premise	Unnecessary premises are added
C3.3	Incorrect Premise	Wrong expression of an existing premise
C4	Conclusion Error	Statement conclusion is incorrect
C5	Auxiliary Construction Error	Errors occur in helper definitions
Implementation Errors (I)		
I1	Truncation Error	The truncation behaviors of discrete types lead to unexpected values
I2	Operator Precedence Error	Missing/wrong parentheses lead to misassociation, altering the order of operations

F.2. SCI Definitions

S1.1 Quantifier Strengthening: Quantifiers are modified in a way that strengthens the statement. This includes: (1) Replacing existential quantifier \exists with universal one \forall ; (2) Expanding quantifier domain (e.g., 'first n terms' \rightarrow 'all terms', finite domain \rightarrow infinite domain).

S1.2 Quantifier Weakening: Quantifiers are modified in a way that weakens the statement. This includes: (1) Replacing universal quantifier \forall with existential one \exists ; (2) Reducing quantifier domain by changing 'all terms' to 'first n terms'.

S1.3 Logical Connective Misuse: Incorrectly use logical connectives: $\wedge, \vee, \rightarrow, \leftrightarrow, \neg, \dots$. Equivalence transformation such as $\neg(a \vee b) \leftrightarrow (\neg a) \wedge (\neg b)$ are considered as correctly used.

S2.1 Object Type Error: Type selection that changes the mathematical object's essential properties or algebraic structure. This includes: (1) Basic algebraic structure changes (e.g., Bézout's theorem holds over \mathbb{Z} , but does not hold over the natural numbers, since \mathbb{N} lacks additive inverses); (2) Changes on Group/Ring/Field or integral domain hierarchies (IntegralDomain, PID, UFD); (3) Other type changes that break theorems relying on specific algebraic properties.

Note: Basic range changes that only serves to limit the range of a variable without structural implications, should be classified as C1.3.

S2.2 Function Confusion: Incorrectly substitute one mathematical function for another, changing the mathematical operation being performed. This includes confusing trigonometric functions ($\sin \rightarrow \cos, \tan \rightarrow \cot, \arcsin \rightarrow \arccos$), number theoretic functions ($\gcd \rightarrow \text{lcm}, \text{Odd} \rightarrow \text{Even}$), rounding functions ($\text{ceil} \rightarrow \text{floor}, \text{round} \rightarrow \text{trunc}$), combinatorial functions ($\text{Combination} \rightarrow \text{Permutation}, C(n, k) \rightarrow P(n, k)$), logarithm bases ($\ln \rightarrow \log_{10}, \log_2 \rightarrow \log_{10}$), and other functions ($\text{abs} \rightarrow \text{sgn}, \text{min} \rightarrow \text{max}, \text{sqrt} \rightarrow \text{cbrt}$). Some functions have namespace variants (e.g., *Nat.log* vs *Real.log*). Changing between namespaces with different definitions also belongs here.

This category applies to mathematical functions only. It does NOT include operators, binary relations, exponents/powers, or coefficients.

S2.3 Operator Confusion: Arithmetic and algebraic operators are incorrectly substituted or modified, changing the mathematical operation. This includes confusing basic arithmetic operators, exponentiation and powers, root operations, operator precedence through parentheses changes, and modular arithmetic operators.

S2.4 Exponent/Power Error: Exponents or powers are incorrect, changing the mathematical function or expression structure. This includes polynomial degree errors, exponential sequence errors, and power errors in formulas.

S2.5 Coefficient/Constant Error: Numerical coefficients or constants in expressions are incorrect, changing which specific value or scaled version is being computed. This includes coefficients in function arguments, multipliers, additive constants, constants in final answers. Another case is: Units are incorrectly interpreted or converted. This includes using numerical values without proper unit conversion or applying incorrect transformation rules.

For example, directly using 45 to express 45 degrees instead of converting into $\pi/4$ radians. This kind of error is not limited to trigonometric functions.

S2.6 Index/Subscript Error: Indices or subscripts are incorrect, referencing a different element in sequences, arrays, or indexed collections. This includes sequence index errors and array element errors.

Note: If the function is range-related (*Finset.range*, *List.range*), classify the error under ‘C2: Range Error’ instead. Only when the index in an array is wrong, it should be classified to S2.5. (e.g., *fun: n => n^2* is changed to *fun: n => (n+1)^2*, it doesn’t matter with index, but the mapped value.)

S2.7 Partial Order Error: Statements about partial order relationship are misinterpreted. Typically a relation is reversed, loosened or tightened. Note that partial order relationship includes $|, \sqsubseteq$, not limited to $<, \leq, >, \geq$.

S3.1 Infinity Misinterpretation: Statements about infinitude are misinterpreted. A statement claiming ‘there are infinitely many numbers that satisfy property P’ is not equal to ‘any number n satisfies P’. Moreover, $\{\{a \mid P a\}\}.card = \infty$ is not equal to $\exists f: \mathbb{N} \rightarrow A, a n = f(n), P (a n)$. The latter statement is stronger as it claims A is countably infinite, while in the former statement A can be uncountable.

S3.2 Extremum Concept Error: Confusing ‘bounded’ with ‘attaining extremum’. Problem asks for minimum/maximum value but formalization uses inequality which only shows a bound, not the actual extremum. Should use *IsLeast/IsGreatest* instead.

Key patterns: (1) *IsLeast* changed to incorrectly using \geq (only states lower bound, not minimum); (2)

IsGreatest changed to incorrectly using \leq (only states upper bound, not maximum).

S3.3 Cardinality Error: Problem involves set cardinality (size/count, either finite or infinite) but formalization doesn't correctly express it. This includes all counting and set size problems.

Note that this error only relates to incorrectly used cardinality. The constant number modification such as changing $A.card=3$ to $A.card=4$ is not related with cardinality itself and should be classified to S2.4 Coefficient/Constant Error.

S3.4 Integration/Differentiation Relationship Confusion: Confusing the mathematical relationship between integration and differentiation when formalizing antiderivatives. In Lean, \int notation produces a value (definite integral), not a function. To state 'F is an antiderivative of f', you must use $deriv F = f$ (meaning $F' = f$), not $\int f = F$. There is no indefinite integral notation in Lean; the antiderivative relationship must be expressed through the derivative relation.

S3.5 Geometric Relationship/Object Error: Errors in selecting or expressing geometric objects, relationships, or constructions that alter the geometric meaning in pure/synthetic geometry contexts. This includes confusing different geometric entities or relationships.

For example, using the midpoint of diagonal AC instead of side AB, confusing an edge with a diagonal, switching geometric relationships, or referencing the wrong angle. This category applies to pure geometric reasoning only. It does NOT include algebraic/analytic geometry (coordinate-based calculations), trigonometric computations (sin/cos/tan), or geometric measurement type confusion (area vs perimeter).

I1: Truncation Error: This gap arises when operations or functions are applied to discrete numeric types, where Lean 4 uses truncated semantics that diverge from the mathematical reals. Three subcases are typical: (1) *Division Truncation*: division over discrete types is treated as truncated integer division rather than real-number division, so writing the expression as if over the reals may yield incorrect values; (2) *Subtraction Truncation*: natural number subtraction auto-truncates to zero, which is easy to overlook inside an absolute value or similar construct; (3) *Function Output Truncation*: some functions over discrete types return domain-specific values rather than their continuous counterparts.

I2 Operator Precedence Error: This gap is caused by missing or incorrect parentheses, leading to unintended operator precedence and altered expression semantics.

C1.1 Positivity Constraint Error: Errors related to positivity constraints on variables. This includes missing, redundant, or incorrect constraints that specify a variable must be positive.

C1.2 Bound Constraint Error: Errors related to bound constraints (upper/lower bounds other than positivity). This includes constraints like $n < 10, m \geq 6, k \leq 100$ that specify ranges or thresholds.

Examples: Missing $n \geq 6$ for Goldbach's conjecture; Redundant $n < 1000$ when not needed; Incorrect $n < 10$ changed to $n < 100$.

C1.3 Domain Constraint Error: Definitional domain errors where expressions are applied outside their valid domains. Type confusion without structural implications.

C1.4 Variable Constraint Error: Variable constraint errors not covered by C1.1 - C1.3. This is the catch-all for C1 category.

C2.1 Range Shift: The index range of a summation, product, or similar construction is shifted by adding or subtracting a constant, resulting in a different but superficially similar index set.

C2.2 Range Error: The range of indices is incorrectly specified, leading to missing, extra, or unintended elements. This includes off-by-one errors, incorrect interval boundaries, or replacing a finite

range with an infinite one, while the overall structure remains well-typed.

C3.1 Missing Premise: Necessary assumptions or constraints are absent from the statement. A Lean theorem usually contains several hypotheses/assumptions. Focus on subtle but important assumptions that are missing.

For example: `example {a b : Real} (h' : a * 1 / b = 1) : a = b := sorry`. You can identify that `(h : b ≠ 0)` is missing. Removing `(h' : a * 1 / b = 1)` also creates misalignment, but it is too destructive.

C3.2 Redundant Premise: Unnecessary or incorrect premises are added to the statement. Additional constraints are introduced in ways not present in the original informal statement.

C3.3 Incorrect Premise Existing premises are incorrectly modified. Inequality constraints are weakened, strengthened, or altered in a way that deviates from the original semantic intent.

Note that a looser inequality is not wrong but it is still misaligned.

C4: Conclusion Error: The goal or conclusion of the statement is incorrect while premises may be correct. This is the ultimate catch-all category. Any misalignment that doesn't fit into S, I, or C1-C3 belongs here. If an error is related to what the theorem is trying to prove (rather than its assumptions), and doesn't fit other specific categories, it belongs to C4.

C5 Auxiliary Construction Error: Errors in auxiliary definitions, helper constructions, or local bindings that support the theorem but are neither the main theorem premises nor the conclusion.

These are supporting mathematical objects or statements that are incorrectly defined or constructed. This applies to function/constant definitions (*def*), helper lemmas (*lemma*), structure definitions (*structure*), inductive type definitions (*inductive*), and global/local variable definitions. For example, defining a helper function with wrong parameters or constructing an auxiliary lemma with incorrect bounds.

G. Case analysis

G.1. Representative Error Cases from Manual Review

Case 1: S1.1 Quantifier Strengthening

Informal Statement: Prove there exists $k \in \mathbb{N}^+$ such that for any $n \in \mathbb{N}^+$, $k \cdot 2^n + 1$ is always composite.
Erroneous Formalization:

```
example :
  ∀ k : ℕ, k > 0 ∧ ∀ n : ℕ, n > 0 → ¬ Nat.Prime (k * 2^n + 1) := by
  sorry
```

Issue: Universal quantifier ($\forall k$) instead of existential ($\exists k$). Claims ALL positive k satisfy the property, not that at least ONE such k exists.

Case 2: S1.3 Logical Connective Misuse

Informal Statement: If $2n - 1$ is prime, then for any n distinct positive integers $\{a_1, a_2, \dots, a_n\}$, there exist $i, j \in \{1, 2, \dots, n\}$ such that $\frac{a_i + a_j}{\gcd(a_i, a_j)} \geq 2n - 1$.
Erroneous Formalization:

```
theorem entd1_2024_number_theory_12794
```

```

(n : ℕ)
(h_n_pos : 0 < n)
(h_prime : Nat.Prime (2 * n - 1))
(a : ℕ → ℕ)
(a_unique : ∀ i ∈ Finset.Icc 1 n, ∀ j ∈ Finset.Icc 1 n, i ≠ j ∧ a i ≠
a j) :
  ∃ i ∈ Finset.Icc 1 n, ∃ j ∈ Finset.Icc 1 n, i ≠ j ∧ (a i + a j) /
  Nat.gcd (a i) (a j) ≥ 2 * n - 1 := by sorry
    
```

Issue: The `a_unique` condition uses conjunction (\wedge) instead of implication. Current form $i \neq j \wedge a i \neq a j$ is a conjunction that must hold simultaneously for all pairs, which is logically incorrect. Should use implication: $i \neq j \rightarrow a i \neq a j$ to express "if indices differ, then values differ".

Case 3: S3.3 Cardinality Error

Informal Statement: Does there exist infinitely many natural number sequences such that for every n , the sum S_n is divisible by $2n^3$? Show that it is yes.

Erroneous Formalization:

```

example :
  ∃ a : ℕ+ → ℕ, ∀ n : ℕ+, 2 * (n : ℕ) ^ 3 |
  ∑ i ∈ Finset.Icc 1 n, a i := by sorry
    
```

Issue: Proves existence of ONE sequence ($\exists a$), not infinitely many. The problem requires $|\{\text{solutions}\}| = \infty$, not merely nonemptiness of solution set.

Case 4: C2.1 Range Shift

Informal Statement: Select a subset A from $\{1, 2, \dots, 100\}$ such that no two consecutive integers are in A . How many ways are there? Show that it equals $\frac{1}{\sqrt{5}} \left[\left(\frac{1+\sqrt{5}}{2} \right)^{102} - \left(\frac{1-\sqrt{5}}{2} \right)^{102} \right]$.

Erroneous Formalization:

```

example :
  Finset.card (Finset.filter (fun A : Finset ℕ => ∀ i ∈ A, i + 1 ∉ A)
  (Finset.powerset (Finset.range 100))) =
  (1 / Real.sqrt 5) * (((1 + Real.sqrt 5) / 2) ^ 102 -
  ((1 - Real.sqrt 5) / 2) ^ 102) := by sorry
    
```

Issue: `Finset.range 100` produces $[0, 100)$ instead of the required $[1, 100]$. Although it indexes 100 elements, the range is shifted: $\{0, 1, \dots, 99\}$ rather than $\{1, 2, \dots, 100\}$.

G.2. Synthetic Negative Examples

Example 1: S2.3 Operator Confusion

Synthetic Negative Sample: Input

Informal Statement: If f is any function and g is analytic without zero in U , then f is meromorphic in normal form on U iff $f \cdot g$ is meromorphic in normal form on U .

Ground Truth Formalization:

```

theorem meromorphicNFO_n_mul_iff_left_of_analyticOnNhd {f g : \K → \K}
    
```

```
(h1g : AnalyticOnNhd \K g U) (h2g : ∀ u ∈ U, g u ≠ 0) :
MeromorphicNFO n (f * g) U ↔ MeromorphicNFO n f U := sorry
```

Synthetic Negative Sample: Output

Synthetic Negative Sample:

```
theorem meromorphicNFO n_mul_iff_left_of_analyticOnNhd {f g : \K → \K}
(h1g : AnalyticOnNhd \K g U) (h2g : ∀ u ∈ U, g u ≠ 0) :
MeromorphicNFO n (f + g) U ↔ MeromorphicNFO n f U := sorry
```

Target Category: S2.3 - Operator Confusion

Localization: MeromorphicNFO n (f + g) U

Modification: Changed multiplication operator * to addition operator + in the function composition.

Reasoning: The informal statement discusses multiplication of functions, which has special preservation properties when one factor is analytic and non-zero. Addition exhibits completely different behavior: the equivalence between f being meromorphic and $f+g$ being meromorphic does not hold under the given hypotheses about g .

Example 2: I2 Operator Precedence Error

Synthetic Negative Sample: Input

Informal Statement: Sophie Germain's identity: $a^4 + 4b^4 = (a^2 - 2ab + 2b^2)(a^2 + 2ab + 2b^2)$.

Ground Truth Formalization:

```
theorem pow_four_add_four_mul_pow_four' :
a ^ 4 + 4 * b ^ 4 = (a ^ 2 - 2 * a * b + 2 * b ^ 2) *
(a ^ 2 + 2 * a * b + 2 * b ^ 2) := sorry
```

Synthetic Negative Sample: Output

Synthetic Negative Sample:

```
theorem pow_four_add_four_mul_pow_four' :
a ^ 4 + 4 * b ^ 4 = a ^ 2 - 2 * a * b + 2 * b ^ 2 *
(a ^ 2 + 2 * a * b + 2 * b ^ 2) := sorry
```

Target Category: I2 - Operator Precedence Error

Localization: $a^2 - 2 * a * b + 2 * b^2 * (a^2 + 2 * a * b + 2 * b^2)$

Modification: Removed parentheses around the first factor $(a^2 - 2 * a * b + 2 * b^2)$, changing operator precedence.

Reasoning: Missing parentheses cause only $2 * b^2$ to multiply with the second factor, not the entire first polynomial. The expression now evaluates as $a^2 - 2ab + (2b^2)(a^2 + 2ab + 2b^2)$, producing a different expression.

Example 3: C2.2 Range Error

Synthetic Negative Sample: Input

Informal Statement: Let the set $S = \{1, 2, \dots, 50\}$. Find the smallest positive integer n such that in every n -element subset of S , there are three numbers that can be the side lengths of a right triangle.

Ground Truth Formalization:

```
def S : Finset ℕ := Finset.Icc 1 50

theorem quantitative_reasoning_zh_blue_86 :
  IsLeast {n | 0 < n ∧ ∀ T ⊆ S, T.card = n → ∃ a ∈ T, ∃ b ∈ T, ∃ c ∈ T,
    a ≠ b ∧ a ≠ c ∧ b ≠ c ∧ a2 + b2 = c2} 42 := by sorry
```

Synthetic Negative Sample: Output

Synthetic Negative Sample:

```
def S : Finset ℕ := Finset.Ico 1 50

theorem quantitative_reasoning_zh_blue_86 :
  IsLeast {n | 0 < n ∧ ∀ T ⊆ S, T.card = n → ∃ a ∈ T, ∃ b ∈ T, ∃ c ∈ T,
    a ≠ b ∧ a ≠ c ∧ b ≠ c ∧ a2 + b2 = c2} 42 := by sorry
```

Target Category: C2.2 - Range Error

Localization: `Finset.Ico 1 50`

Modification: Changed `Finset.Icc` (closed interval $[1, 50]$) to `Finset.Ico` (half-open interval $[1, 50)$), excluding endpoint 50.

Reasoning: The interval type change produces the set $\{1, 2, \dots, 49\}$ instead of $\{1, 2, \dots, 50\}$. This alters the combinatorial problem since 50 could participate in Pythagorean triples, and the minimal n value may differ for the reduced domain.

G.3. Validation & Retagging Examples

We present two cases demonstrating the automated retagging process that ensures taxonomic accuracy.

Example 1: Tag Correction (C4 → S1.3)

Initial Synthesis Output

Informal Statement: An equivalent definition for prime powers: n is a prime power iff there is a prime p and a natural k such that n can be written as p^{k+1} .

Original Formalization:

```
theorem isPrimePow_iff_pow_succ :
  IsPrimePow n ↔ exists (p : R) (k : N), Prime p /\ p ^ (k + 1) = n
```

Modified Formalization:

```
theorem isPrimePow_iff_pow_succ :
  IsPrimePow n → exists (p : R) (k : N), Prime p /\ p ^ (k + 1) = n
```

Initial Synthesis Tag: C4 - Conclusion Error

Retagging Output

Corrected Tag: S1.3 - Logical Connective Misuse

Localization: $IsPrimePow\ n \rightarrow \exists (p : R) (k : N), \dots$

Reasoning: The biconditional \leftrightarrow was incorrectly changed to implication \rightarrow , weakening the equivalence statement to only one direction.

Mapping Confidence: High

Mapping Notes: This is a direct logical connective substitution ($\leftrightarrow \rightarrow \rightarrow$) which fits perfectly into the logical connective misuse category rather than the location-based C4.

Correction Applied: Initial tag C4 was too generic. The error's nature (logical connective substitution) takes priority over its location (conclusion), per the "Error Nature Over Location" principle. Retagged to S1.3.

Example 2: Tag Confirmation (C2.2 \rightarrow C2.2)

Initial Synthesis Output

Informal Statement: Two solutions are equal iff they are equal on *range E.order*.

Original Formalization:

```
theorem sol_eq_of_eq_init (u v : N -> R)
  (hu : E.IsSolution u) (hv : E.IsSolution v) :
  u = v  $\leftrightarrow$  Set.EqOn u v (range E.order)
```

Modified Formalization:

```
theorem sol_eq_of_eq_init (u v : N -> R)
  (hu : E.IsSolution u) (hv : E.IsSolution v) :
  u = v  $\leftrightarrow$  Set.EqOn u v (range (E.order + 1))
```

Initial Synthesis Tag: C2.2 - Range Error

Retagging Output

Validated Tag: C2.2 - Range Error

Localization: $(range\ (E.order + 1))$

Reasoning: The range boundary is incorrectly extended by adding 1, changing the set of indices from $\{0, \dots, E.order - 1\}$ to $\{0, \dots, E.order\}$.

Mapping Confidence: High

Mapping Notes: This error directly fits C2.2 as it involves incorrect range specification with an off-by-one boundary error.

Validation Result: Initial tag confirmed correct. The modification is a prototypical range error with incorrect boundary specification.

G.4. Compilation examples

We present two synthetic examples that illustrate the quality of our synthesized data. These examples also show that passing compilation checks alone is insufficient to guarantee semantic alignment.

Example 1: The synthesized data modified the statement's semantics without introducing any compilation error.

```

-- origin statement
theorem putnam_2020_a2 (k : ℕ): (Σ j ∈ Finset.Icc 0 k, 2 ^ (k - j) *
    Nat.choose (k + j) j = ((fun k ↦ 4 ^ k) : ℕ → ℕ ) k) := sorry

-- modified statement
theorem putnam_2020_a2 (k : ℕ): (Σ j ∈ Finset.range k, 2 ^ (k - j) *
    Nat.choose (k + j) j = ((fun k ↦ 4 ^ k) : ℕ → ℕ ) k) := sorry
    
```

Example 2: A complicated example synthesized from Mathlib data. The origin statement uses the hypothesis `hu_strict : StrictMono u`; the synthesized data changes it to `hu_strict : Monotone u`, without introducing any compilation error.

```

import Mathlib.Analysis.SpecialFunctions.Pow.NNReal
import Mathlib.Analysis.SpecialFunctions.Pow.Continuity
import Mathlib.Analysis.SumOverResidueClass

@[expose] public section
def SuccDiffBounded (C : ℕ) (u : ℕ → ℕ) : Prop := ∀ n : ℕ, u (n + 2) - u
    (n + 1) ≤ C • (u (n + 1) - u n)
namespace NNReal

open Finset open ENNReal in
theorem summable_schlomilch_iff {C : ℕ} {u : ℕ → ℕ} {f : ℕ → ℝ≥0}
    (hf : ∀ {m n}, 0 < m → m ≤ n → f n ≤ f m)
    (h_pos : ∀ n, 0 < u n)
    (hu_strict : Monotone u)
    (hC_nonzero : C ≠ 0)
    (h_succ_diff : SuccDiffBounded C u) :
    (Summable fun k : ℕ => (u (k + 1) - (u k : ℝ≥0)) * f (u k)) ↔ Summable
    f := sorry
    
```

H. Test-Time Scaling via Self-Refinement

H.1. Experimental Setting

We conduct a test-time scaling experiment using an iterative self-refine loop on a sample of 100 problems. In Round 0, Goedel-Formalizer-8B (Lin et al., 2025) generates 8 formalization candidates per problem, for a total of 800 candidates. In each subsequent round, a formal verifier identifies compiled but misaligned candidates, and its feedback is passed back to the formalizer to produce a new set of 8 refined candidates for those problems. We run up to 3 refinement rounds. This setup is related to concurrent work on iterative autoformalization (Yu et al., 2025a), though we focus specifically on the role of verifier feedback richness rather than the training pipeline.

We compare two verifier feedback conditions. FORMALRX provides rich structured feedback that includes the error type, the location of the error, and a corrected statement for reference; the formalizer receives a detailed description of what went wrong and is asked to reason carefully about the issue before producing a new candidate. LeanScorer (LS) provides a binary signal indicating only that the formalization was found to be incorrect by a formal alignment checker, with no further detail.

In each round, only problems that have at least one compiled but verifier-misaligned candidate are selected for refinement. Under FORMALRX this amounts to 47 problems in Round 1, 45 in Round 2,

and 43 in Round 3. Under LS this amounts to 23 problems in Round 1, 23 in Round 2, and 27 in Round 3.

We report two pass metrics. Local Pass@8 is computed only over the subset of problems refined in that round, measuring the direct quality of the new candidates. Accumulated Pass@8 takes a best-of-rounds view over all 100 problems, marking a problem as passing if any round produced at least one DeepSeek-verified correct candidate. Accumulated Pass@8 is the primary metric for evaluating overall improvement across rounds.

H.2. Main Results

Table 16 | Pass@8 across self-refinement rounds under structured (FORMALRX) and binary (LeanScorer) verifier feedback. Local Pass@8 (loc.) is computed over the refined subset of each round; Accumulated Pass@8 (acc.) is the best-of-rounds result over all 100 problems. Numbers in parentheses indicate the size of the refined subset evaluated in that round.

Metric	R0	FORMALRX R1	FORMALRX R2	FORMALRX R3	LS R1	LS R2	LS R3
Pass@8 (loc.)	42.0% (100)	46.8% (47)	46.7% (45)	41.9% (43)	30.3% (33)	34.8% (23)	29.6% (27)
Pass@8 (acc.)	42.0%	46.0%	49.0%	49.0%	42.0%	43.0%	44.0%

H.3. Analysis

FORMALRX improves substantially and converges at Round 2. Accumulated Pass@8 rises from 42.0% to 46.0% after Round 1 and reaches 49.0% after Round 2, then holds steady through Round 3. The net gain over baseline is 7 percentage points.

LeanScorer improves slowly and achieves less. Accumulated Pass@8 stays flat at 42.0% through Round 1, then rises to 43.0% and 44.0% in subsequent rounds. The net gain is only 2 percentage points after three rounds.

The gap between FORMALRX and LeanScorer reveals the importance of feedback richness. Both verifiers have comparable precision on Round 0 candidates (FORMALRX 46.3% vs LeanScorer 45.0% candidate-level). The difference in downstream improvement therefore stems from the quality of the feedback signal rather than verifier accuracy. A binary incorrect label gives the formalizer no information about what kind of error was made or where it occurred, making targeted correction effectively impossible. Structured feedback from FORMALRX allows the formalizer to understand and address the specific misalignment.

LeanScorer local Pass@8 is far below the R0 baseline. LeanScorer Round 1 local Pass@8 is 30.3% compared to R0’s 42.0%, while FORMALRX Round 1 local Pass@8 is 46.8%, already above baseline. This confirms that FORMALRX is actively guiding the formalizer toward better solutions, whereas LeanScorer selects a hard subset and fails to meaningfully improve it.

The Round 3 FORMALRX local regression is expected and benign. Local Pass@8 drops to 41.9% in FORMALRX Round 3, below the R0 baseline. This is caused by verifier noise, where FORMALRX occasionally labels a correct formalization as misaligned, causing it to be unnecessarily refined and sometimes regressed in the process. Because the accumulated metric preserves each problem’s best result across all rounds, overall Pass@8 remains stable at 49.0%. This is precisely why accumulated Pass@8 is the appropriate metric for multi-round self-refine evaluation.

Table 17 | Supporting statistics across self-refinement rounds. “by cand” denotes per-candidate rates computed over all 8 generated candidates per problem; “by prob” denotes per-problem rates where a problem counts if any of its candidates satisfies the condition. “loc.” and “acc.” follow Table 16.

Metric	R0	FORMALRX R1	FORMALRX R2	FORMALRX R3	LS R1	LS R2	LS R3
Compile Rate (by cand)	51.4%	95.7%	96.7%	98.5%	95.8%	97.3%	97.2%
Compile Rate (by prob)	75.0%	100.0%	100.0%	100.0%	100.0%	100.0%	100.0%
Pass@4 (loc.)	35.0%	44.7%	42.2%	39.5%	30.3%	26.1%	29.6%
Pass@4 (acc.)	35.0%	40.0%	41.0%	41.0%	36.0%	36.0%	37.0%
Verifier Prec. (by cand)	46.3%	26.3%	36.9%	–	32.9%	29.0%	–
Verifier Prec. (by prob)	60.0%	37.9%	44.0%	–	31.2%	35.0%	–
Problems refined	47	45	43	–	23	23	–
Gains vs R0	0	4	6	3	0	1	1
Losses vs R0	0	2	2	2	5	2	3
Net vs R0	+0	+2	+4	+1	–5	–1	–2

H.4. Supporting Statistics

Compile rate jumps from 51.4% at Round 0 to above 95% across all refinement rounds under both conditions. This confirms that the self-refine loop reliably produces syntactically valid Lean candidates, and that the quality improvement is semantic rather than structural.

Verifier precision drops from Round 0 to Round 1 under both conditions. This is expected because the refined subset consists of problems that were already failing, where true alignment is rarer and verifier false positives are more frequent. FORMALRX precision recovers somewhat in Round 2 (36.9%) as the easiest-to-fix problems are resolved in Round 1.

Gains and losses show that FORMALRX achieves positive net gains in every round (+2, +4, +1 net), with consistent new passes (4, 6, 3) against modest losses (2, 2, 2). LeanScorer starts at net –5 in Round 1 with zero gains, recovering only partially in later rounds. The persistent losses under both conditions reflect verifier noise causing unnecessary refinement of problems that were already correctly formalized in earlier rounds.

I. Data-Source Limitations

The taxonomy-guided synthetic construction in our training data necessarily idealizes the distribution of errors that arise in practice, and a natural question is whether the resulting evaluation faithfully reflects real misalignments. We considered several alternative data sources and found each one materially limited for our purpose.

- Existing benchmarks (Chen et al., 2025; Liu et al., 2025c) provide no fine-grained error signal. EPLA contains no error-type annotation at all, and ConsistencyCheck applies inconsistent labeling criteria across error types.
- Direct expert annotation, in the absence of a principled framework, faces three structural issues. (i) Experts often disagree on what constitutes a misalignment, (ii) error-type definitions are not unified across annotators, and (iii) collection does not scale to the data volume required to train diagnostic models.

The Sci Error Taxonomy (Section 3) is proposed as a first comprehensive framework for categorizing misalignments in autoformalization, and taxonomy-guided error injection allows us to construct training data that is both scalable and consistent under unified definitions.

J. Prompts

J.1. Training and Evaluation Prompt

Diagnostic Annotation Prompt for Training and Evaluation

Role: You are an expert in evaluating alignment between informal mathematical problems and formal Lean4 statements.

Task:

- Determine if the formal statement correctly represents the informal problem
- If misaligned, identify the error type and location

Output format (strictly follow):

[ANSWER_BEGIN]

Semantic Alignment: [Aligned/Misaligned]

Error Type: ["exact error type name from list" or "N/A"]

Error Location: ["minimal code snippet" or "N/A"]

Corrected Statement:

[Complete corrected formal statement]

[ANSWER_END]

Valid Error Types (MUST use exact names):

Semantic-Critical Error: Quantifier Strengthening, Quantifier Weakening, Logical Connective Misuse, Object Type Error, Function Confusion, Coefficient/Constant Error, Partial Order Confusion, Operator Confusion, Index/Subscript Error, Exponent/Power Error, Infinity Misinterpretation, Extremum Concept Error, Cardinality Error, Unit Confusion, Integration/Differentiation Confusion, Geometric Relationship/Object Error

Implementation Error: Truncation Error, Operator Precedence Error

Constraint Error: Positivity Constraint Error, Bound Constraint Error, Domain Constraint Error, Variable Constraint Error, Range Shift, Range Error, Missing Premise, Redundant Premise, Incorrect Premise, Conclusion Error, Auxiliary Construction Error

Critical Requirements:

- Output ONLY exact error type name (e.g., "Quantifier Strengthening")
- DO NOT include category prefixes, IDs, or modifications
- If Aligned, use "N/A" for Error Type

Output Field Guidelines:

Semantic Alignment: "Aligned" if correct; "Misaligned" if error exist

Error Type: Exact name from list above, or "N/A" if aligned

Error Location: Minimal code snippet containing error; use premise section/goal section for missing items; "N/A" if aligned

Corrected Statement: If aligned, output original as-is; if misaligned, output complete corrected Lean4 statement

J.2. Task 3 Judgment

Localization LLM-as-Judge: Judgement of Error Localization

Compare two error location descriptions for the same formal statement

Formal Statement: {formal_statement}

Predicted Error Location: {predicted}

Ground Truth Error Location: {ground_truth}

Determine if both descriptions refer to the same error location.

Special Cases:

- If Ground Truth is "N/A": Score 1 if Predicted is also "N/A", else Score 0
- If either is "N/A" but not both: Score 0

Score 1 (Same Location) - Both point to the same buggy code:

- Same subterm with different wording: " $\forall : \mathbb{N}$ " \approx "universal quantifier" \approx "quantifier \forall "
- Synonyms/abbreviations: "hypothesis $h\theta$ " \approx "premise $h\theta$ " \approx " $h\theta$ "
- Different detail levels: " Σ " \approx " Σ i in range, f i"
- Wrapper vs content: "some $\langle 0, x \rangle$ " \approx " $\langle 0, x \rangle$ " (outer constructor vs inner term)
- Parent vs child: " $f (g x)$ " \approx " $g x$ " if the bug is in the argument

Score 0 (Different Locations) - Point to distinct error:

- Structurally separate: "conclusion" vs "premise"
- Different objects: "quantifier \forall " vs "summation Σ "
- Different values: " x^2 " vs " x^3 ", "0" vs "1"
- Different components: "first equation" vs "second equation"

Evaluation Principle:
 Score 1 if fixing the location in either description would fix the same bug.
 Score 0 if they identify different bugs that require separate fixes.

Response Format:
 [SCORE] <0 or 1> [/SCORE]
 [REASON] < one line explanation > [/REASON]
 Your response:

J.3. Task 4 Judgment

Correction LLM-as-Judge: Judgment of Equivalence of Statements

You are an expert in evaluating Lean4 statements. Determine if two formal statements are **semantically equivalent** (represent the same mathematical meaning).

Informal Problem: {informal_problem}

Predicted Statement: {predicted}

Ground Truth Corrected Statement: {ground_truth}

Score 1 (Equivalent): Same mathematical meaning despite differences in:

- Variable names, formatting, expression order
- Logically equivalent forms: $\neg(a \wedge b)$ vs $\neg a \vee \neg b$, $(\exists x.P) \vee (\exists x.Q)$ vs $\exists x.(P \vee Q)$
- Definitionally equivalent conditions in the type context (e.g., $\|v\| = 0 \leftrightarrow v = 0$ with normed spaces related environment open)
- Redundant constraints: explicit " $i \neq j$ " when already implied by context
- Structural reformulation: different nesting of $\wedge, \vee, \rightarrow$, etc with same meaning

Score 0 (Different): Different mathematical claims like:

- Different quantifiers (\forall vs \exists)
- Different domains (\mathbb{N} vs \mathbb{Z})
- Different operators or conclusions

Key Principle:

Determine if Predicted and Ground Truth are logically equivalent:

- Consider definitional properties of the types involved
- Do they have the same models (satisfying interpretations)?
- Does proving one automatically prove the other?

Use the informal problem to disambiguate intent when statements are close.

If Predicted and Ground Truth assert the same mathematical claim (even with different syntax), score 1.

Only score 0 if they make genuinely different claims.

Response Format:

[SCORE] <0 or 1> [/SCORE]

[REASON] <one line explanation> [/REASON]

Your response:

J.4. Data Synthesis

Negative Example Synthesis through the SCI Error Taxonomy

Role. You are a formal verification expert specializing in Lean 4 theorem statements. Given a correct Lean statement paired with its informal version, generate negative examples by injecting specific misalignments drawn from the SCI taxonomy.

Goal. Produce statements that compile in Lean 4 but are semantically misaligned with the informal statement. The error must be realistic, the kind a human formalizer could plausibly write.

Gap taxonomy. Use the SCI gap definitions in Appendix F.2. Each gap describes a distinct way a formalization can drift from the informal statement.

Category priority for ambiguous cases. Apply $S > I > C$ across categories. Within a single category, pick the gap with the greatest mathematical impact.

- **S (Semantic-Critical).** Changes to mathematical objects, structures, or concepts.
- **I (Implementation).** Formalization-specific computation or syntax issues.
- **C (Constraint).** Catch-all for conditions, ranges, premises, conclusions.

Gap selection principle. Pick the gap directly inferable from the difference between the informal statement and the formal code, not the downstream effect of that difference.

Disambiguation cheat-sheet. A few common ambiguities to handle consistently:

- **S1.1 vs S1.2 (quantifier direction).** S1.1 strengthens ($\exists \rightarrow \forall$, domain expansion); S1.2 weakens ($\forall \rightarrow \exists$, domain reduction). Extremum weakening goes to S3.2; cardinality weakening to S3.3.
- **S2.1 vs C1.3 (type error).** S2.1 covers algebraic structure keywords (Group, Ring, Field, Integral-Domain, PID, UFD). C1.3 covers basic carrier types (NZQRC) without structural implications.
- **C1 subcategories.** C1.1 positivity ($> 0, \geq 1$); C1.2 other bounds ($n < 10, n \geq 6$); C1.3 type or domain; C1.4 catch-all.
- **S3.2 (extremum).** Problem asks for a minimum/maximum value. Use `IsLeast/IsGreatest`, not bare \leq or \geq .
- **S3.3 (cardinality).** Problem asks about set size. Finite cases need `.card`; infinite cases need `.Infinite`.
- **C3 vs C4.** C3 is in assumptions; C4 is in the goal.

When multiple categories apply, pick the most specific and most central one.

Modification rules.

- **Theorem name.** Identical to the original, no suffix.
- **Compilation.** The modified statement must compile in Lean 4 with the same imports and header. If no compilable modification exists for a gap, output `[GAP_NOT_APPLICABLE]`; Reason: `<brief explanation>` for that gap.
- **Minimality.** Change only what the gap requires. Keep parameter order, naming, code style, and unrelated constraints identical.
- **Completeness.** Reproduce the entire formal statement, including every auxiliary structure, abbrev, def, and helper present in the original, even when unchanged. Output Lean code only, with no commentary or alternative variants.
- **Real difference.** The modified statement must differ from the original at the semantic level. Identical output, whitespace-only edits, and pure variable renames are not valid modifications.

Permitted modification styles. Either subtle (one operator or constraint changed) or structural (a piece of structure removed or replaced while compilation still holds). Both are acceptable as long as compilation succeeds and the result is genuinely misaligned.

Diversity across modifications. Across one problem's modifications, vary the transformation type. A good batch looks like:

- Modification 1: `Finset.range` \rightarrow `Set.Ico` (constructor swap)
- Modification 2: drop a positivity constraint (constraint removal)
- Modification 3: flip a quantifier (logical structure change)

A bad batch (all the same trick) looks like:

- Modification 1: range 100 → range 101
- Modification 2: range 100 → range 99
- Modification 3: Icc 0 100 → Icc 0 101

Avoid trivializing the problem. Do not flip the math domain (e.g. geometry → number theory), remove every hypothesis, or otherwise disconnect from the informal statement.

Header handling. The input may include a header with imports, structures, abbrevs, and helper defs. Use it to resolve types and names while reasoning. Do not echo it in the output. The header is automatically prepended during compilation verification.

Custom gap types. If a realistic formalization error genuinely lies outside SCI, you may define a new gap as *Gap X - [name]* with a short description. Use this sparingly and only when no existing gap fits.

Input.

- **id:** {problem_id}
- **informal_statement:** {informal_statement}
- **header_section:** {header_section}
- **formal_statement (target to modify):** {formal_statement}

Output. For each applicable gap, return the complete modified Lean statement together with the gap label. One modification per gap. Output the Lean statements only, with no preamble or closing remarks.

J.5. Validating Synthesized Data

LLM as Judge: Retag as Verification

Task: Compare `modified_formal` with `original_formal` to identify what type of SCI error was introduced in `modified_formal`. Use `informal_statement` to understand the problem intent. I assume most `original_target_gaps` are reliable, but you still need to be careful.

Input Data Fields

Required:

- `informal_statement`: {informal_statement}
- `original_formal`: {original_statement}
- `modified_formal`: {modified_statement}
- `original_target_gap`: {original_target_gap}

Special Task

Perform additional mapping analysis:

After identifying the primary SCI gap using standard classification, add mapping evaluation:

1. Determine if this error can be reasonably mapped to the identified SCI category
2. Add three additional fields to your gap output:
 - `SCI_mapping`: The SCI code you identified (e.g., "C4")
 - `mapping_confidence`: "high", "medium", or "low"
 - `mapping_notes`: Brief explanation (1-2 sentences)

Mapping Confidence Levels:

- high: The error clearly fits the identified SCI category without loss of meaning
- medium: Mappable but loses some specificity (e.g., "coefficient error" is better than "incorrect premise")
- low: Forcing into this category loses important semantic information

SCI Gap Classification Reference: [See [F.2](#)]

Classification Guidelines

Fundamental Principle: Error Nature (WHAT) Over Error Location (WHERE)

Critical: When classifying error, prioritize the nature of the error over its location in the code.

- The **type of error** (what mathematical/logical issue occurred) determines the classification - The **location** (premise, conclusion, auxiliary) is set as catch all categories

Use location-based categories (C3, C4, C5) only when no semantic/implementation category applies, or when the error is fundamentally about premise/conclusion structure itself.

Three-way Comparison Process

1. Read `informal_statement` to understand the problem intent 2. Compare `modified_formal` vs `original_formal` to identify differences 3. Determine error type based on what changed and how it affects the mathematical meaning

Key principle: The gap exists in `modified_formal` relative to `original_formal`, with `informal_statement` providing context for understanding intent.

Primary Gap Principle (Important!):

When multiple modifications exist, report ONLY the primary gap - the one with the greatest mathematical impact.

Selection criteria: 1. Which has the largest impact on mathematical meaning? 2. Which modification likely caused the others? 3. If fixing only one, which restores the most correctness?

Gap Selection Principle:

Select the candidate gap type based on modification, instead of its potential effect

Category Priority: [Same with [J.4](#)]

Your response: