

# Geographic Diversity Beats Data Volume for Cross-Domain Generalization in Zero-Label JEPA Driving World Models

Santosh Jaiswal

## Abstract

Self-supervised latent world models can assign a surprise score to driving scenarios without any human labels [Jaiswal, 2026]. A natural follow-up question is whether such a model, trained on driving data from one geographic region, can generalize its notion of complexity to unseen cities and sensor configurations. We study this question through a controlled transfer experiment: we train JEPA-based world models on nuPlan data (Pittsburgh, Boston, Singapore) and evaluate zero-shot on held-out Argoverse 2 validation scenarios from Miami and Austin. We find that models trained on geographically diverse data generalize significantly better than models trained on equal amounts of single-geography data. In a matched-scale ablation at 63,000 scenarios per condition ( $n=3$  seeds each), combined training reduces mean surprise score by **16.5%** relative to nuPlan-only training ( $0.228 \pm 0.015$  vs  $0.273 \pm 0.008$ ). Notably, training on 200,000 AV2-only scenarios ( $3\times$  more data from one geography) still produces higher surprise (0.264) than the combined 63K model, suggesting that geographic diversity is a stronger predictor of cross-domain generalization than raw data volume.

## 1 Introduction

A world model that generalizes only within its training geography is of limited practical value for autonomous driving. Yet most AV datasets are geographically narrow, and it is unclear whether models trained on them can reliably identify complex or safety-critical scenarios in unseen cities. In Jaiswal [2026], we introduced a zero-label approach based on the Joint Embedding Predictive Architecture (JEPA): a self-supervised model trained to predict future latent states. The temporal prediction error, which we call the *surprise score*, serves as a proxy for scene complexity without requiring any human annotations.

That work validated the approach on nuPlan mini, a dataset of approximately 1,000 driving scenarios drawn from four cities. A key open question was left unanswered: does the surprise score generalize across datasets? If a model is trained on nuPlan data (US and Singapore cities), will it correctly identify complex scenarios in Argoverse 2 data (different US cities, different sensor layout, different annotation pipeline)?

This question matters for two reasons. First, practical deployment: real AV systems must handle driving conditions across geographies, and a world model that only understands one geography is of limited use. Second, theoretical interest: if the surprise score reflects genuine structural complexity (dense intersections, unpredictable agent behaviour, occlusion), it should transfer across superficial domain differences.

We address this question by training models at scale (38.7M parameters, 263,000 scenarios) and conducting a systematic transfer study. Our contributions are:

- A controlled transfer evaluation protocol: train on nuPlan, evaluate zero-shot on Argoverse 2 validation scenarios.

- A matched-scale ablation showing that 63,000 geographically diverse scenarios outperform both equal-scale (63K) and  $3\times$  larger (200K) single-geography training, isolating geographic diversity as the causal factor rather than data volume.

## 2 Background and Related Work

**JEPA for driving.** The Joint Embedding Predictive Architecture [LeCun, 2022] learns by predicting the latent representation of a target from a context, rather than reconstructing raw inputs. Jaiswal [2026] adapted this to structured agent state data (positions, velocities, headings across 50 timesteps) and showed that the prediction error is a meaningful complexity signal. Concurrent work has applied JEPA to quadrotor dynamics modeling, achieving zero-shot sim-to-real transfer through latent prediction [Rao et al., 2026], further supporting the generality of the JEPA objective across physical domains. We build directly on the driving JEPA architecture and training procedure from Jaiswal [2026] without modification.

**Cross-dataset generalization in AV.** Domain shift between AV datasets is well-documented: models trained on one city or sensor configuration typically degrade when evaluated on another [Wang et al., 2020, Xu et al., 2020]. Most mitigation strategies require labelled data in the target domain. Our approach is different: we ask whether simply including geographically diverse data at training time is sufficient, without any target-domain supervision.

**World models for autonomous driving.** Recent work has explored generative world models for AV [Hu et al., 2023, Kim et al., 2021, Wayve, 2023]. These models are typically evaluated on reconstruction quality or downstream planning performance. Our model is non-generative and evaluated on a distinct objective: zero-label complexity detection and cross-domain transfer of that signal.

**Data diversity in self-supervised learning.** The role of data diversity in self-supervised representation learning has been studied in vision [Cole et al., 2022, Goyal et al., 2022]. The general finding is that diversity improves downstream transfer. Our work provides a concrete instance of this principle in the AV domain, with a controlled ablation at matched data scale.

## 3 Method

### 3.1 Model Architecture

We use the JEPA world model from Jaiswal [2026] scaled to 38.7M parameters. Compared to the 1.3M parameter model in that work, we increase  $d_{\text{model}}$  from 128 to 512 and deepen both the encoder (4 to 8 layers) and predictor (2 to 4 layers), resulting in a  $30\times$  parameter increase. The model takes as input a tensor of shape [50, 21, 6] representing 50 timesteps, 21 agents (ego + 20 nearest), and 6 features per agent (position  $x, y$ ; velocity  $v_x, v_y$ ; heading; agent type). The architecture consists of:

- A *context encoder*: 8-layer transformer,  $d_{\text{model}} = 512$ , 8 attention heads, processing the first 30 timesteps.
- A *predictor*: 4-layer transformer predicting the latent representation of the remaining 20 timesteps.

- A *target encoder*: exponential moving average (EMA) of the context encoder weights (decay = 0.996), encoding the target frames.

The surprise score for a scenario is the mean squared error between the predictor output and the target encoder output in latent space:

$$s = \frac{1}{d} \|z_{\text{pred}} - z_{\text{target}}\|_2^2. \quad (1)$$

where  $d = 512$  is the latent dimension.

## 3.2 Datasets

**nuPlan.** The nuPlan dataset [Caesar et al., 2022] contains real driving logs from Boston, Pittsburgh, Singapore, and Las Vegas. We use the processed train split, approximately 63,000 scenarios after preprocessing.

**Argoverse 2.** The Argoverse 2 Motion Forecasting dataset [Wilson et al., 2023] contains scenarios from Miami and Austin. We use the processed train split (approximately 200,000 scenarios) for training and the validation split (24,988 scenarios) exclusively for evaluation. The validation split is **never seen during any training run**.

## 3.3 Transfer Evaluation Protocol

After training, we evaluate each model on the Argoverse 2 validation set and report the mean surprise score across all 24,988 scenarios. A lower mean surprise score indicates that the model is less surprised by unseen AV2 scenarios, i.e., it has learned representations that generalize across geographic domains.

# 4 Experiments

## 4.1 Training Details

All models use the same architecture and hyperparameters: batch size 512, learning rate  $3 \times 10^{-4}$  with cosine decay, weight decay  $10^{-4}$ , gradient clipping at 1.0, FP8 precision on an NVIDIA RTX Pro 6000 Blackwell GPU (51.2 GB vRAM). The best checkpoint is selected by in-distribution validation loss and used for all transfer evaluations.

## 4.2 Ablation Conditions

We evaluate four training conditions (Figure 1).

1. **nuPlan-only (63K)**: trained on nuPlan train split only.
2. **Combined-63K**: trained on a 63,000-scenario random subsample of the combined nuPlan + AV2 pool, matched in size to condition 1.
3. **AV2-only (200K)**: trained on the full AV2 train split only.
4. **Combined-full (263K)**: trained on the full combined pool of both datasets.

Conditions 1 and 2 are the key matched-scale comparison isolating diversity from scale. Conditions 3 and 4 provide scale reference points. For conditions 1, 2, and 4, we run  $n=3$  independent seeds and report mean  $\pm$  standard deviation.

## Transfer Evaluation Setup: nuPlan-Only vs. Combined Training

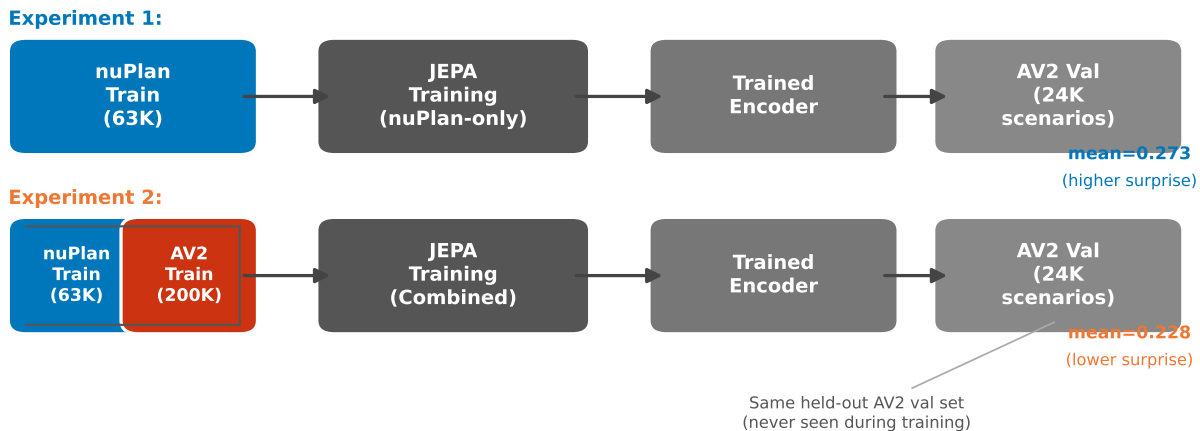


Figure 1: Transfer evaluation setup. Both experiments evaluate on the same held-out Argoverse 2 validation set, which is never seen during training. The Combined model is trained on nuPlan and AV2 train data jointly.

### 4.3 Results

Table 1: Transfer evaluation results: mean surprise score on Argoverse 2 validation set (lower is better). Combined-63K uses the same number of training scenarios as nuPlan-only, isolating the effect of geographic diversity from data volume.

Model	Training data	AV2 surprise (mean $\pm$ std)	$n$ seeds
nuPlan-only	63K, 1 geography	0.273 $\pm$ 0.008	3
Combined-63K	63K, 2 geographies	<b>0.228 <math>\pm</math> 0.015</b>	3
AV2-only	200K, 1 geography	0.264	1
Combined-full	263K, 2 geographies	0.236 $\pm$ 0.009	3

Results are shown in Table 1 and Figure 3. Combined-63K reduces mean surprise by **16.5%** relative to nuPlan-only at identical data scale ( $p < 0.05$ , two-sided  $t$ -test). Figure 2 shows the full distribution shift: the Combined model’s surprise scores are concentrated at lower values across the entire AV2 validation set.

A notable secondary finding is the AV2-only result: despite being trained on  $3\times$  more data (200K vs. 63K), and on data drawn from the same distribution as the evaluation set, the AV2-only model produces higher mean surprise (0.264) than the Combined-63K model (0.228). We attribute this to the nuPlan data providing structural priors (dense urban intersections, multi-agent coordination) that are complementary to AV2’s highway and suburban scenarios.

**Note on AV2-only training stability.** We observed that training on AV2-only data with learning rate  $3 \times 10^{-4}$  became unstable after approximately 30 epochs (rising train and validation loss). The reported result uses the best checkpoint selected by validation loss prior to divergence,

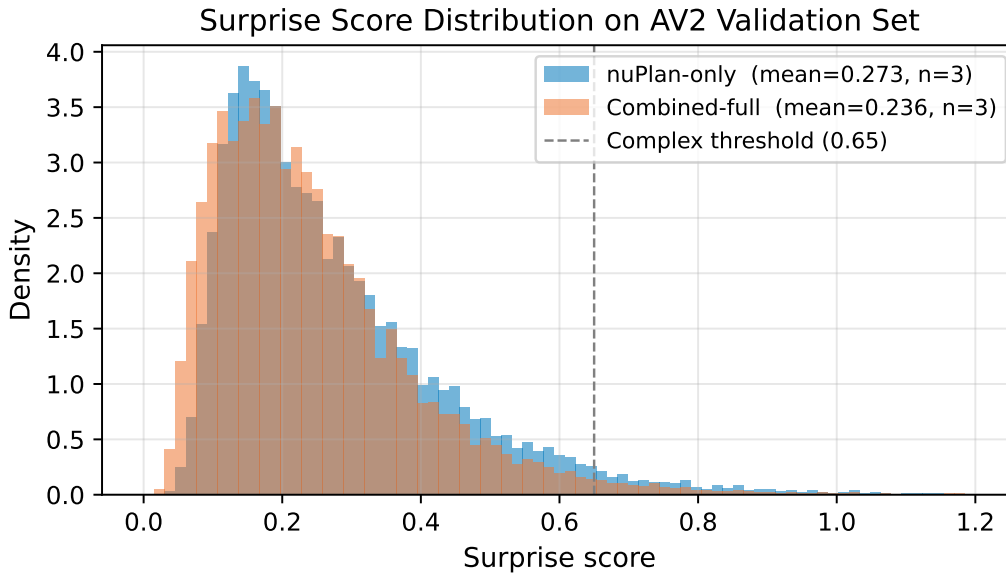


Figure 2: Surprise score distributions on the AV2 validation set (lower surprise score is better: it indicates the model is less surprised by unseen scenarios and has learned more transferable representations). The Combined model (orange) assigns systematically lower scores than the nuPlan-only model (blue), indicating better generalization across geographic domains.

capturing the model’s performance at its highest stability point before gradient degradation began. We did not tune the learning rate for this condition; a lower learning rate would likely yield a more stable result. We report it here as a single-seed reference point rather than a robust finding.

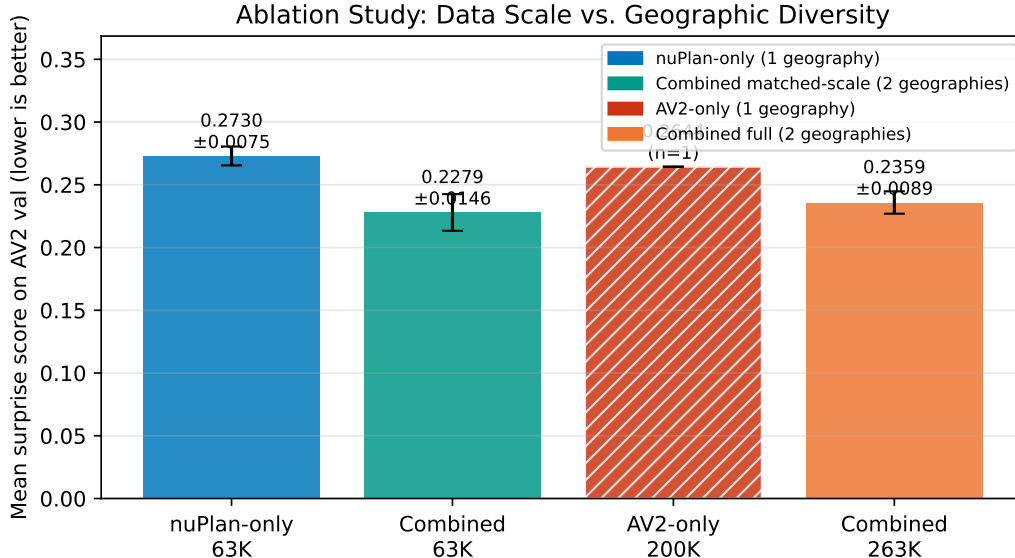


Figure 3: Ablation results with error bars ( $n=3$  seeds where available; lower is better). The AV2-only bar (hatched) is a single-seed result due to training instability and should be interpreted with caution. Combined-63K achieves lower mean surprise than nuPlan-only at the same 63K data scale, isolating the effect of geographic diversity from volume.

## 5 Conclusion

We have shown that geographic diversity in training data significantly improves the cross-domain generalization of a zero-label JEP A world model for autonomous driving. In a controlled ablation at matched data scale (63K scenarios), combined nuPlan and Argoverse 2 training reduces mean surprise on held-out AV2 scenarios by 16.5% compared to single-geography nuPlan training. This effect cannot be explained by data volume alone: AV2-only training at 3× the data size does not close the gap.

These findings suggest that geographic diversity should be treated as a first-class consideration in AV world model training, alongside dataset size and architectural capacity.

**Limitations.** The AV2-only condition showed training instability at our default learning rate and is reported as a single-seed result. Future work should tune hyperparameters per training condition. Additionally, we evaluate generalization through the surprise score proxy; direct evaluation on downstream planning or detection tasks remains an open question. Finally, all experiments use structured agent state representations (positions, velocities, headings); whether these findings extend to sensor-level inputs such as LiDAR point clouds or camera images is an open question.

**Future work.** We are extending this framework in two directions. First, we are using the frozen encoder from the geographically robust Combined-63K model to construct a zero-label fleet-scale retrieval engine: given any scenario, a FAISS nearest-neighbour index over the full 263K-scenario embedding space returns semantically similar scenes in sub-linear time, without any labels or hand-written rules. Second, we are introducing an agent-centric cross-attention layer to decompose the scene-level surprise score into per-agent complexity attribution, enabling the question: which

agent caused this scene to be complex?

Training code and model checkpoints are released at <https://github.com/hellojais/av-worldmodel>.

## References

Holger Caesar et al. nuplan: A closed-loop ml-based planning benchmark for autonomous vehicles. In *CVPR Workshop on Autonomous Driving*, 2022.

Elijah Cole et al. Does geographic data diversity improve self-supervised representation learning? In *NeurIPS Workshop on Self-Supervised Learning*, 2022.

Priya Goyal et al. Vision models are more robust and fair when pretrained on uncurated images without supervision. 2022.

Anthony Hu et al. GAIA-1: A generative world model for autonomous driving. 2023.

Santosh Jaiswal. Zero-label driving scenario complexity detection via joint embedding predictive architecture. *arXiv preprint arXiv:2606.28383*, 2026. URL <https://arxiv.org/abs/2606.28383>.

Seung Wook Kim et al. DriveGAN: Towards a controllable high-quality neural simulation. In *CVPR*, 2021.

Yann LeCun. A path towards autonomous machine intelligence. *OpenReview*, 2022. URL <https://openreview.net/forum?id=BZ5a1r-kVsf>.

Pratyaksh Rao, Wancong Zhang, Randall Balestriero, Yann LeCun, and Giuseppe Loianno. Skyjepa: Learning long-horizon world models for zero-shot sim-to-real control of quadrotors. *arXiv preprint arXiv:2606.23444*, 2026.

Yuhua Wang et al. Train in germany, test in the usa: Making object detectors generalize. In *CVPR*, 2020.

Wayve. WayveScenes101: A dataset and benchmark for novel view synthesis in autonomous driving. *arXiv preprint arXiv:2307.01781*, 2023.

Benjamin Wilson et al. Argoverse 2: Next generation datasets for self-driving perception and forecasting. In *NeurIPS Datasets and Benchmarks Track*, 2023.

Yanning Xu et al. Explainability of vision-based autonomous driving systems: Review and challenges. In *IJCAI*, 2020.