

Compression, structure, and executor capability: a controlled real-cost decomposition of language-model agent skill optimisation

Xiaonan Xu^{1*} and Wenjing Wu²

¹Computer Information Technology, Northern Arizona University, Flagstaff, AZ, USA.

²Computer Science, University of Colorado Boulder, Boulder, CO, USA.

*Corresponding author(s). E-mail(s): xiaonanxu5@gmail.com;
Contributing authors: wuwenjing256@gmail.com;

Abstract

Agent skills, reusable instruction artefacts supplied to a tool-using language model, are increasingly optimised by shortening, structural rewriting, stronger-model compilation, and scoped loading, on the assumption that a smaller or better-organised skill lowers cost while preserving task success. That assumption is rarely tested with quality and real monetary cost measured on the same runs and with the contributing factors separated. This study reports a controlled decomposition over ten skill-delivery conditions, 40 software-engineering tasks, and three repetitions per cell, giving 1,200 rollouts. The conditions separate no-skill execution, raw curated skills, deterministic extractive shortening, linear and structured rendering from a shared semantic ledger, scoped loading, and the compiler and executor model tiers. Quality is the verifier pass rate aggregated at task level; cost is the solve-stage token cost at standard on-demand provider prices, reported as the primary view, with a token-volume-normalised view retained for robustness and offline compilation cost amortised separately. The task is the unit of inference, intervals are task-clustered, and the fixed quality contrast family is multiplicity-controlled. Deterministic shortening is descriptively close to the raw baseline in pass rate, although the interval does not establish non-inferiority within the preset margin, and it leaves real cost within the equivalence margin. Structured rendering and scoped loading lower pass rate on the compact executor without lowering cost, and structured rendering is indistinguishable from linear text at matched content. The only contrast surviving correction is executor capability, which raises pass rate by 27 percentage points at roughly five times the

real cost, with compiler tier showing no robust effect. Under real prices no optimised representation reaches a practical cost break-even. The evidence indicates that executor capability is the dominant lever and that none of the representation strategies improves over the raw skill on either executor tier.

Keywords: large language model agents, agent skills, controlled experiment, cost measurement, non-inferiority, software quality

1 Introduction

The reliability of a language-model agent now depends as much on the runtime built around the model as on the model weights. Recent work organises this shift as externalisation, a movement of capability from weights to context to the surrounding harness, in which reusable skills, persistent memory, and interaction protocols are relocated into inspectable artefacts that the model composes rather than regenerates [2, 24]. A skill in this sense is a task-facing instruction artefact, bundling procedure with optional scripts and reference material, that externalises procedural expertise and converts per-invocation regeneration into composition from pre-validated components [1, 4]. For a software-engineering agent, where reusable skills sit alongside files, shells, and tests inside the harness [5], how a skill is written and supplied is a software-quality variable rather than an implementation detail.

Supplying skills is not free. Context windows are finite and costly, and long or poorly ordered context degrades rather than helps, the uneven attention captured by the lost-in-the-middle effect being one instance [14, 15]. Skill optimisation responds by shortening a skill, rewriting it into a more structured form, distilling it through a stronger model, or scoping the material loaded for a given task, each defended by an efficiency argument that a smaller or better-organised skill lowers the resources a solve consumes while leaving task success intact. Adjacent measurement studies have priced generic context-reduction tactics, compression, caching, and routing, on coding-agent workloads with attention to quality [11–13, 16], establishing that such tactics can be measured in money and quality together.

The efficiency argument for skill optimisation is seldom tested as stated. A rewritten skill differs from its source along several axes at once, namely length, structure, the model that produced it, and the breadth of material exposed at solve time, so an end-to-end comparison cannot attribute a change in pass rate or token use to any single axis. Prompt length is a weak proxy for quality, since shortening removes procedural cues at the same time as it reduces injected context, and a structured view can ease parsing while breaking the narrative that helped an executor recover from an intermediate error; reviews of skill systems note this context-dependent degradation as a boundary condition [2]. Cost is where reported evidence most often misleads, because token counts and money diverge once models of different price are compared, so a representation that shifts work onto a stronger model can look cheaper by token volume while costing several times more to run.

This study treats skill representation as a controlled software-quality measurement problem on a software-engineering agent benchmark whose tasks ship executable verifiers, so success is decided programmatically [6, 7]. Ten conditions separate a no-skill reference, a raw-skill baseline, deterministic extractive shortening, linear and structured renderings generated from one shared semantic ledger, scoped loading, and a factorial over the compiler and executor model tiers, with a payload-equality control so that a contrast between renderings varies presentation rather than content. Every condition is priced at standard on-demand provider rates, with cost reported in currency as the primary view and token-volume normalisation retained for robustness, offline compilation cost amortised separately, and efficiency gated on quality through a fixed non-inferiority margin [19].

The contributions are threefold. A factor-separated decomposition of skill-representation strategies under one harness isolates compression, structured against linear rendering, compiler tier, executor tier, and scoped loading, which end-to-end comparisons conflate. A quality-gated real-cost accounting distinguishes money from tokens and from one-time compilation overhead, correcting the token-volume view under which a stronger model appears cheaper. The measurements then support a single organising finding, that executor capability is the dominant lever while no skill-representation strategy improves over the raw skill on either executor tier: deterministic shortening stays descriptively close to the raw baseline without establishing non-inferiority, structured rendering and scoped loading do not improve and tend to depress quality on the compact executor while not lowering cost, structured rendering is indistinguishable from linear text at matched content, the compiler tier shows no robust effect, and the executor tier is the only factor with a robust effect after correction, raising pass rate by 27 percentage points in the executor contrast that survives correction at roughly five times the real cost while no optimised representation reaches a practical break-even. Section 2 places the work against prior skill-optimisation and agent-evaluation studies, Section 3 describes the conditions and parity controls, Section 4 defines the outcomes, the cost model, and the statistics, Section 5 reports the measurements, Section 6 interprets them, Section 7 states the threats to validity, and Section 8 concludes.

2 Background and related work

Skill and memory modules for language-model agents have moved from prompt fragments to managed artefacts with an explicit lifecycle of authoring, revision, retrieval, and reuse. Recent reviews organise this shift as externalisation, in which reliability is improved by changing the agent’s environment, its memory, skills, and protocols, rather than by prompting alone [2, 3, 24]. The skill-library paradigm originates in open-ended embodied agents that synthesise reusable code-like skills during exploration [4], and it now appears as modular skill packages combining instructions, metadata, and scripts in software settings [1]. Adjacent agent mechanisms, tool-use and self-reflection loops [8–10] and agentic memory with skill retrieval at scale [17, 18], supply the runtime in which such artefacts operate. This body of work establishes that a reusable artefact is part of the software system and that rewriting it can change downstream

behaviour, but it typically reports an end-to-end effect of an authoring or revision policy rather than isolating which property of the rewrite carries the effect. Treating how a skill is written as a quality-bearing configuration places the present work within the software-quality literature on language-model techniques [25, 26].

A second line concerns how a skill is presented to the executing model. Studies of prompt format report that placing the same content in different formats, such as plain text against a structured schema, changes model performance, and that structured formats are not uniformly better than plain text [27, 28]; work on agent-computer interfaces and on context position likewise treats how material is presented and ordered as a determinant of outcomes [5, 14, 15]. The contrast examined here isolates that presentation question for a skill, holding content fixed through a shared ledger and varying a structured rendering against a linear rendering of identical units, so any difference is attributable to presentation rather than to content. This concerns the skill’s presentation format and is distinct from the agent-computer interface, the command and feedback channel through which an agent acts.

The cost framing draws on prompt compression and model routing. Compression methods shorten context by removing low-information tokens while monitoring task performance [11], and routing or cascade methods send work to progressively more capable and expensive models to trade quality against price [12, 13]. Both are frequently evaluated on quality alone or on cost reported as a token count rather than a price at provider rates. A small number of recent measurement studies price token-reduction tactics on coding-agent workloads and report quality alongside savings [16], a stance this study shares and extends to skill representation, compiler tier, and executor tier under one harness.

The substrate determines external validity. The tasks come from a software-engineering agent benchmark with executable verifiers and isolated environments, in which success is decided programmatically and repeated-run variance through solver error and timeout is visible [6, 7]. Executable verification removes the rater as a source of noise, at the cost of restricting the study to tasks for which a verifier exists. The methodological frame follows established practice for controlled software-engineering experiments, treating the task as the unit of inference, reporting clustered intervals, and correcting for multiplicity [22, 23]. Intervals come from task-clustered resampling [20], multiplicity is controlled with a sequentially rejective procedure [21], and the quality criterion is framed as non-inferiority within a fixed margin rather than as a test of strict equality, so a difference too small to matter is not reported as one [19].

3 Study design

3.1 Substrate and tasks

Each task in the benchmark ships a containerised environment, a task description, an oracle solution used only for construction checks, and an executable verifier that returns a binary pass. The evaluation uses 40 tasks spanning all eight task categories, namely cybersecurity, finance and economics, industrial and physical systems, mathematics and formal reasoning, media and content production, natural science, office and white-collar work, and software engineering, across the easy, medium, and hard

Table 1 Conditions, with skill representation, compiler tier, executor tier, and study role

Condition	Skill representation	Compiler	Executor	Study role
S0-M	none	—	compact	skill-free reference
S1-M	raw curated skill	—	compact	primary baseline
S1-55	raw curated skill	—	strong	strong-executor reference
S2E-M	deterministic extractive shortening	program	compact	shortening without a model call
S2L-55-M	linear render of shared ledger	strong	compact	content-matched linear control
S3-55-M	structured render of shared ledger	strong	compact	central structured condition
S3-M-M	structured render of shared ledger	compact	compact	compact compiler, compact executor
S3-M-55	structured render of shared ledger	compact	strong	compact compiler, strong executor
S3-55-55	structured render of shared ledger	strong	strong	strong compiler, strong executor
S4-55-M	scoped loading with frozen selector	strong	compact	bounded-loading condition

A program compiler denotes deterministic transformation without a model call. The linear and structured renders share one semantic ledger, so the structured against linear contrast varies presentation rather than content. *Source*: Author’s construction from the frozen condition manifest

difficulty labels. Tasks requiring a graphics processor or exceeding the local resource caps are excluded, and a separate set of tasks reserved for harness development and sentinel checks is excluded from all confirmatory measurement so that no task influences both tuning and inference. Appendix A lists the tasks with their category and difficulty.

3.2 Conditions

Each condition specifies a skill representation, the model that compiled it where compilation applies, and the model that executed the task. Two tiers are used throughout, a compact tier and a strong tier, written M and 55 in the labels. The compact model is `gpt-5.4-mini`; the strong model is `gpt-5.5`. A compiler is an offline model call that transforms a raw skill into a derived artefact before any solver run, a form of skill distillation [2]; an executor is the model that acts inside the task environment. Table 1 lists the ten conditions.

The raw-skill baseline S1-M supplies the unmodified curated skill to the compact executor. The skill-free reference S0-M removes the task skill, and the raw strong-executor reference S1-55 changes only the executor tier. Deterministic extractive shortening (S2E-M) is a programmatic reduction with no model call that keeps a subset of the source skill. The linear and structured conditions are generated from a single semantic ledger, an intermediate representation composed of atomic semantic units, produced by a compiler model, after which a deterministic renderer emits either linear text (S2L) or a structured rendering (S3) from equal unit payloads. The S3 family crosses the compiler and executor tiers across four cells. Scoped loading (S4-55-M), a form of progressive disclosure, loads a bounded selection of skill material chosen by

a frozen selector [1]. Condition S3-55-M serves both the baseline comparison and the factorial and is not duplicated.

3.3 Intervention integrity and parity

Three controls protect the comparison. The compiler that produces a ledger or shortened skill receives the raw skill text, the frozen compiler instructions and schema, non-task-specific support material, and a fixed token-budget rule, and it does not receive scored task prompts, oracle solutions, verifier implementations, or rollout trajectories, so no condition imports task-specific answers through compilation. The linear and structured views are rendered deterministically from the same ledger and the normalised unit payloads are checked for equality, so a difference between them cannot originate in content. The no-skill condition is verified by a sentinel audit confirming that the raw skill is visible under the baseline and absent from mounted paths, initial context, and tool-visible files under S0-M. The validation package reports no compile-key, leakage, parity, structure-manipulation, or surface issues. Runtime retries are limited to infrastructure failures, whereas solver failures and timeouts are terminal outcomes, which prevents selective reruns from converting hard attempts into observed successes.

3.4 Models and harness

The two tiers are accessed through dated snapshots over the benchmark’s agent harness, with one containerised environment per task and three repetitions per task-condition cell. A development pilot on a disjoint set of tasks was used beforehand to stabilise the harness and is excluded from all inference reported here.

4 Measurement and analysis

4.1 Outcomes

The primary quality outcome is the verifier pass, a binary per rollout, aggregated to a per-task pass probability over the three repetitions and summarised across tasks. A rollout counts as a pass only on terminal success, so a timeout is a quality failure rather than missing data, since a run that does not finish within budget has not solved its task. Verifier reward is reported on its native scale as a secondary continuous outcome, and the timeout rate and failure-family distribution are reported descriptively.

4.2 Cost model

Cost is reported in United States dollars at standard on-demand provider prices for the two tiers, applied to the recorded token vectors, and this real-price view is primary. For each rollout the solve-stage cost sums uncached input, cached input, and output tokens at the executor tier’s published input, cached-input, and output rates; reasoning tokens are billed at the output rate and are already contained in the output count, so they are not charged twice. The headline view is cached-observed, the cost incurred given the prompt caching that occurred. A cache-neutral view, charging all input at the

full input rate, and a token-volume-normalised view, pricing every model identically as in the frozen accounting table, are retained as robustness checks and reported where they diverge from the real-price view. Per-task solve cost is the mean over repetitions, and a condition’s cost is the mean over tasks.

Compilation cost is the cost of producing a skill representation, priced at the compiler tier’s rates; deterministic shortening and the raw and no-skill conditions carry no model-side compilation cost. For an optimised condition j and reuse count N the per-use cost and the break-even count against the raw baseline are

$$C_{\text{per-use}}^j(N) = \frac{C_{\text{compile}}^j}{N} + C_{\text{solve}}^j, \quad N^* = \frac{C_{\text{compile}}^j}{C_{\text{solve}}^{\text{S1}} - C_{\text{solve}}^j}, \quad (1)$$

with $C_{\text{compile}}^{\text{S1}} = 0$. A finite break-even exists only when the optimised condition has a lower solve-stage cost than the baseline; a non-positive denominator means no finite break-even.

4.3 Decision margins

A strategy is treated as quality-preserving when the lower bound of its task-clustered interval on the pass-rate difference from the raw baseline stays above a non-inferiority margin of -5 percentage points, the smallest pass-rate difference treated as practically meaningful for task success in this setting, and a cost difference within 10% of the baseline solve cost is treated as practical equivalence. A cost reduction is reported as an efficiency gain only when the quality criterion holds. The margins, the primary contrast family, and the analysis procedures were fixed before the outcomes were examined.

4.4 Statistics

The task is the unit of inference. For each frozen contrast the per-task paired difference between a treatment and its baseline is computed, the point estimate is the mean over the 40 tasks, and a 95% interval is obtained by resampling tasks with replacement (10,000 resamples). A two-sided p -value is obtained by a within-task sign-flip permutation. The fixed quality contrast family contains eight comparisons, and family-wise error is controlled with the Holm procedure. Resource contrasts are reported as paired percentage differences and are not multiplicity-adjusted. The no-skill and raw strong-executor conditions are descriptive references outside the corrected family.

5 Results

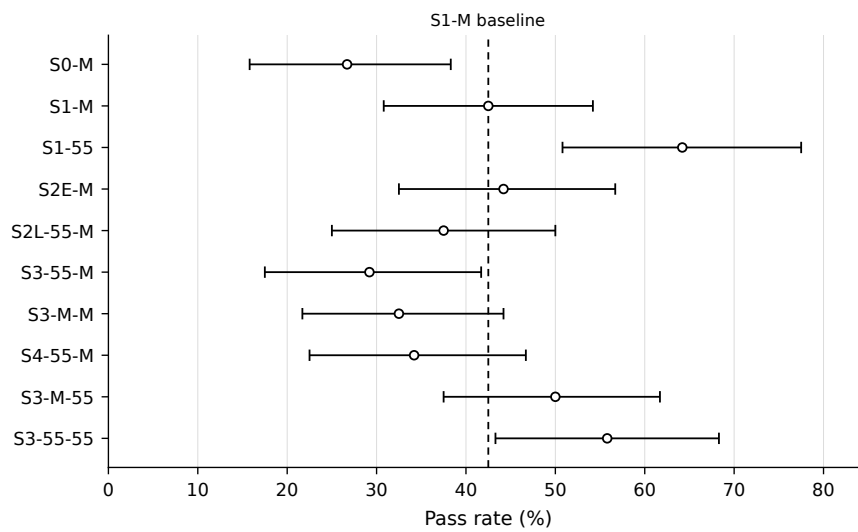
5.1 Terminal quality

The 1,200 rollouts contain 500 successes, 647 solver failures, and 53 timeouts. Table 2 reports the pass rate, reward, and timeout rate by condition. The raw skill lifts pass rate over the skill-free reference, from 26.7% to 42.5%, and reward moves with it. The strong executor on the raw skill reaches the highest pass rate, 64.2%, and the highest reward, 0.655. Among the compact-executor conditions, pass rates range from 29.2% to 44.2%.

Table 2 Terminal quality by condition

Condition	Success	Failure	Timeout	Pass rate, % [95% CI]	Reward	Timeout, %
S0-M	32	85	3	26.7 [15.8, 38.3]	0.292	2.5
S1-M	51	62	7	42.5 [30.8, 54.2]	0.439	5.8
S1-55	77	39	4	64.2 [50.8, 77.5]	0.655	3.3
S2E-M	53	60	7	44.2 [32.5, 56.7]	0.450	5.8
S2L-55-M	45	71	4	37.5 [25.0, 50.0]	0.408	3.3
S3-55-M	35	79	6	29.2 [17.5, 41.7]	0.309	5.0
S3-M-M	39	75	6	32.5 [21.7, 44.2]	0.341	5.0
S4-55-M	41	72	7	34.2 [22.5, 46.7]	0.370	5.8
S3-M-55	60	55	5	50.0 [37.5, 61.7]	0.532	4.2
S3-55-55	67	49	4	55.8 [43.3, 68.3]	0.580	3.3

Rates are over 120 rollouts per condition (40 tasks, three repetitions). Intervals are task-clustered bootstrap intervals. A timeout is coded as a quality failure. *Source*: Author’s calculations from the 1,200-rollout analysis set

**Fig. 1** Pass rate by condition with task-clustered 95% intervals

Source: Author’s calculations from the 1,200-rollout analysis set. *Notes*: points are condition pass rates, whiskers are task-clustered 95% intervals, and the dashed line marks the S1-M baseline.

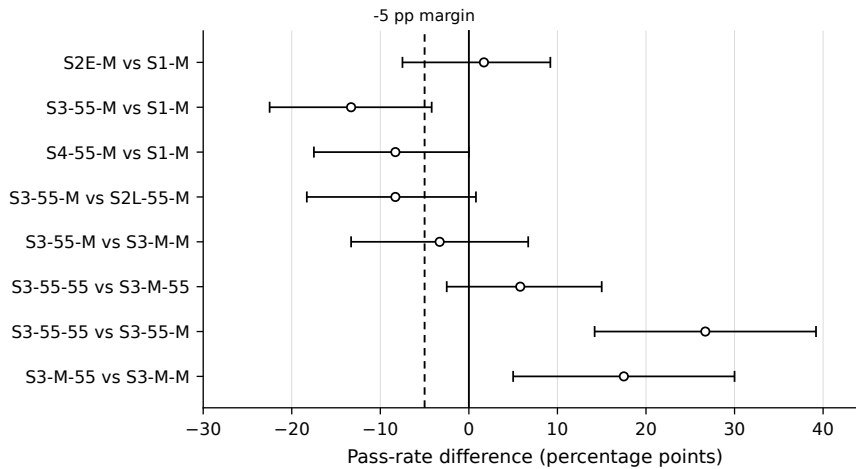
5.2 Optimised strategies against the raw baseline

Table 3 reports the frozen contrasts. Deterministic shortening (S2E-M) differs from the raw baseline by +1.7 percentage points, with an interval from -7.5 to $+9.2$, a Holm-adjusted p of 1.000, and a real cost difference of $+\$0.00037$. The lower bound lies below the -5 percentage-point margin. Structured rendering (S3-55-M) differs by -13.3 percentage points, with an interval from -22.5 to -4.2 , an uncorrected p of 0.012 and a Holm-adjusted p of 0.080, and a real cost $\$0.0013$ higher. Scoped loading

Table 3 Frozen paired contrasts on pass rate and real cached-observed solve cost

Family	Contrast	Δ pass, pp	95% CI	Holm p	Δ real cost, USD
RQ1	S2E-M – S1-M	+1.7	[−7.5, +9.2]	1.000	+0.00037
RQ1	S3-55-M – S1-M	−13.3	[−22.5, −4.2]	0.080	+0.00131
RQ1	S4-55-M – S1-M	−8.3	[−17.5, 0.0]	0.553	+0.00088
RQ2b	S3-55-M – S2L-55-M	−8.3	[−18.3, +0.8]	0.591	+0.00088
RQ3	S3-55-M – S3-M-M	−3.3	[−13.3, +6.7]	1.000	+0.00051
RQ3	S3-55-55 – S3-M-55	+5.8	[−2.5, +15.0]	0.872	−0.00526
RQ3	S3-55-55 – S3-55-M	+26.7	[+14.2, +39.2]	0.003	+0.02720
RQ3	S3-M-55 – S3-M-M	+17.5	[+5.0, +30.0]	0.080	+0.03298

Paired differences over 40 tasks. Positive pass differences favour the first condition. Intervals are task-clustered bootstrap intervals; tests are within-task sign-flip permutations. *Source:* Author’s calculations from the fixed contrast family

**Fig. 2** Paired pass-rate contrasts with task-clustered 95% intervals

Source: Author’s calculations from the fixed contrast family. *Notes:* the solid line marks a zero paired difference and the dashed line the -5 percentage-point non-inferiority margin.

(S4-55-M) differs by -8.3 percentage points, with an interval from -17.5 to 0.0 , an uncorrected p of 0.111 and a Holm-adjusted p of 0.553 , and a real cost $\$0.0009$ higher.

5.3 Structured against linear rendering

At matched content the structured rendering differs from the linear rendering (S3-55-M against S2L-55-M) by -8.3 percentage points, with an interval from -18.3 to $+0.8$, a Holm-adjusted p of 0.591 , and a real cost $\$0.0009$ higher. The point estimate is in the opposite direction to the efficiency argument for structure, and the structured rendering does not raise pass rate over plain linear text on the compact executor.

5.4 Compiler and executor tier

Within the structured-rendering family the compiler tier shows no robust effect, whereas the executor tier shows a large one. Holding the executor compact, a strong rather than a compact compiler (S3-55-M against S3-M-M) changes pass rate by -3.3 percentage points, with an interval from -13.3 to $+6.7$ and a Holm-adjusted p of 1.000. Holding the executor strong, the same compiler comparison (S3-55-55 against S3-M-55) changes pass rate by $+5.8$ percentage points, with an interval from -2.5 to $+15.0$ and a Holm-adjusted p of 0.872. Changing the executor from compact to strong while holding the compiler strong (S3-55-55 against S3-55-M) changes pass rate by $+26.7$ percentage points, with an interval from $+14.2$ to $+39.2$, a Holm-adjusted p of 0.003, and a real cost \$0.0272 higher. The same executor change holding the compiler compact (S3-M-55 against S3-M-M) changes pass rate by $+17.5$ percentage points, with an interval from $+5.0$ to $+30.0$ and a Holm-adjusted p of 0.080. The executor change holding the compiler strong is the only contrast in the family that retains significance after correction.

5.5 Solve-stage resources and skill footprint

Skill representations reduce injected footprint in the expected order, from 4,550 approximate markdown tokens for the raw skill to 3,566 for deterministic shortening, 2,785 for linear rendering, between 2,500 and 3,000 for structured rendering, and 2,080 for scoped loading. Table 4 reports the solve-stage resource means and the two cost views. Footprint reductions do not translate into solve-stage savings: the compact-executor conditions consume between 46,000 and 51,000 total tokens regardless of footprint, and their wall-clock times and tool-call counts are close to the raw baseline. The strong executor uses fewer total tokens, between 41,000 and 44,000, yet takes longer in wall-clock time, between 510 and 574 seconds against 493 for the raw baseline. The analysis set comprises 55.7 million tokens at a 95.0% input-cache rate, so the per-task costs reflect predominantly cached input together with short generated outputs.

The real-price and normalised views agree within the compact-executor group but diverge sharply across tiers. Under real prices the strong-executor conditions cost between \$0.035 and \$0.041 per task in the cached-observed view, against \$0.0062 to \$0.0075 for the compact-executor conditions, a gap of roughly six times. Under the normalised view the same strong-executor conditions cost between \$0.0062 and \$0.0071, at or below several compact-executor conditions, because the strong executor uses fewer tokens and the normalised table ignores its higher per-token price.

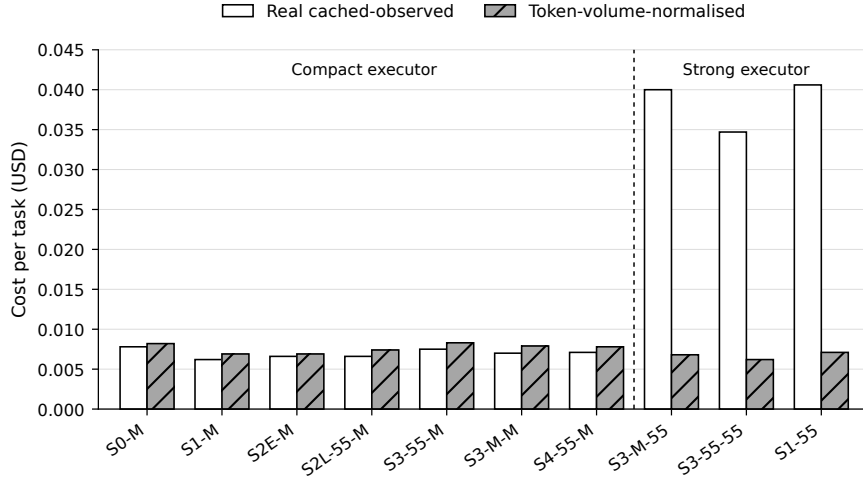
5.6 Compilation cost and amortisation

Producing the ledgers for the 40 analysed tasks cost \$5.40 in total at compiler-tier prices, of which the strong-compiled ledgers account for \$4.82 and the compact-compiled ledgers for \$0.58, on the order of \$0.12 and \$0.01 per task respectively, with deterministic shortening carrying no model-side cost. Equation (1) has a non-positive denominator for every optimised condition at the condition mean, since each has a

Table 4 Solve-stage resource means and cost by condition

Condition	Time, s	Calls	Tokens	Footprint	Real cost, USD		Normalised, USD
					cached	neutral	cached
S0-M	445	28.8	47435	0	0.0078	0.0374	0.0082
S1-M	493	30.4	47529	4550	0.0062	0.0370	0.0069
S2E-M	525	30.7	46089	3566	0.0066	0.0363	0.0069
S2L-55-M	513	30.4	50726	2785	0.0066	0.0396	0.0074
S3-55-M	512	30.6	48981	2981	0.0075	0.0383	0.0083
S3-M-M	561	32.2	49695	2525	0.0070	0.0387	0.0079
S4-55-M	498	31.4	46072	2080	0.0071	0.0362	0.0078
S3-M-55	574	28.6	43617	2525	0.0400	0.2232	0.0068
S3-55-55	510	27.1	42183	2981	0.0347	0.2158	0.0062
S1-55	523	28.0	41532	4550	0.0406	0.2125	0.0071

Footprint is the mean injected skill size in approximate markdown tokens. Real cost is at standard on-demand prices; normalised cost prices every model identically. Conditions are grouped by executor tier, compact above and strong below the internal break. *Source:* Author's calculations from the 1,200-rollout analysis set

**Fig. 3** Real and token-volume-normalised cost per task by condition

Source: Author's calculations from the 1,200-rollout analysis set. *Notes:* bars compare real on-demand cost with token-volume-normalised cost; the strong-executor conditions are inexpensive under normalisation but several times more expensive under real prices.

per-use solve cost at or above the raw baseline, so the representative break-even is infinite. A per-task view confirms the pattern under real prices: a finite break-even exists for at most about half of the tasks, and the median finite reuse count is large, on the order of 150 for the strong-compiled structured rendering, 170 for linear rendering, and 290 for scoped loading, falling to about 12 for the compact-compiled structured

Table 5 Real-price break-even against the raw baseline for optimised conditions

Condition	Compile cost per task, USD	Tasks with finite break-even	Median finite N^*
S2E-M	0.00	22 of 40	immediate where cheaper
S2L-55-M	0.12	22 of 40	167
S3-55-M	0.12	16 of 40	152
S4-55-M	0.12	18 of 40	293
S3-M-M	0.01	15 of 40	12

Compile cost is the per-task mean at compiler-tier prices. A break-even is finite only where the optimised condition has a lower real solve-stage cost than the baseline for that task. Deterministic shortening carries no compile cost, so where it is cheaper the saving applies from first use. *Source*: Author’s calculations from per-task compile and solve costs

rendering whose ledger is far cheaper to produce. Table 5 reports the counts. The one-time compilation cost is therefore recovered for a minority of tasks only after a reuse count that the operating setting is unlikely to reach.

6 Diagnosis

The pattern across conditions is coherent once the executor tier is read as the dominant factor and the representation strategies as not improving over the raw skill. The raw skill is associated with a higher pass rate than no skill on the compact executor, which indicates that the curated content carries usable task signal, although this reference comparison is descriptive. Reorganising that content does not help the same executor: structured rendering and scoped loading move pass rate downward, and structured rendering is no better than linear text once content is held equal. The simpler reading is that a compact executor benefits from the presence of relevant material more than from its structure, and that restructuring or narrowing the material removes cues the weaker model was using without adding one it can exploit. The slightly higher tool-call count under the compact-compiled structured rendering is consistent with such a compensation pattern, in which less directly usable guidance leads to more solver-side exploration, although the analysis records terminal outcomes and aggregate usage rather than trajectory semantics and so cannot identify the mechanism directly.

The compiler-by-executor cells separate who writes the skill from who uses it, and the effect sits with the user. The executor tier is the only factor with a robust effect after correction: changing the executor from compact to strong within the same structured rendering raises pass rate by 26.7 percentage points, whereas changing the compiler tier moves pass rate little and within noise. The raw skill also outperforms the structured rendering on both executor tiers, by 13.3 percentage points on the compact tier (42.5% against 29.2%) and by 8.4 percentage points on the strong tier (64.2% against 55.8%), so the higher pass rate of the strong-executor structured rendering reflects the executor rather than any benefit from the structure. On this substrate the decisive factor is executor capability, a recurring per-use cost, rather than how the skill is written or which model wrote it.

The cost results follow from pricing tokens as money rather than counting them, and they are the point at which the normalised and real views part. Token-volume reductions from shortening or restructuring are small and fall on the compact tier, where the per-token price is low, so they do not move real solve cost beyond the equivalence margin. The strong executor uses fewer tokens, which makes it look cheaper under a normalised table, but its per-token price is about seven times higher, so under real prices it is the most expensive way to raise quality and also the slowest in wall-clock time. Equation (1) then has no practical solution for any optimised representation, since a break-even requires a positive solve-stage saving to offset the compilation cost and no optimised representation delivers one at the mean, with finite per-task break-evens confined to at most about half of the tasks at reuse counts in the hundreds for strong-compiled artefacts. The lever that changes outcomes on this substrate is the choice of executor, a recurring per-use cost, rather than any offline investment in compiling a better skill.

7 Threats to validity

Construct validity.

Quality is the verifier pass, which captures task completion as the benchmark defines it and not partial progress or solution quality beyond the verifier. Cost is solve-stage token cost at published on-demand prices and excludes latency-driven operational cost, engineering time, and negotiated or batch pricing; a different price schedule rescales the absolute figures but preserves the roughly sevenfold tier ratio that drives the comparative conclusions. Timeouts are scored as quality failures, which suits a budgeted agent but conflates a success that might have arrived beyond the budget with a failure.

Internal validity.

The shared-ledger construction with a payload-equality check supports the claim that the structured against linear contrast varies presentation rather than content, and the sentinel audit supports the no-skill isolation. Residual risk remains in the compiler step, where a model-generated ledger could differ in ways the equality check does not capture, and in the scoped selector, which is frozen but not exhaustively validated against every task.

External validity.

The evaluation covers 40 tasks across all eight categories with two tiers from one provider family, so the estimates are specific to this task set, these tiers, and this harness, and the intervals are correspondingly wide. The direction of the executor effect is consistent across both compiler settings, which lends it some stability, but the magnitude and the null representation effects should not be read as provider-independent or as extending to task families absent from the benchmark.

Conclusion validity.

The task is the unit of inference, intervals are task-clustered, and the quality contrast family is multiplicity-controlled. With 40 tasks the intervals are wide, so the null contrasts are statements of insufficient evidence for an effect within the margins rather than evidence of exact equality, and the one corrected effect is reported with its interval.

8 Conclusion

A controlled decomposition of skill-representation strategies for a software-engineering agent, with quality and real cost measured on the same runs and the contributing factors separated, finds that the common optimisations do not deliver the efficiency they are assumed to provide. Deterministic shortening stays descriptively close to the raw baseline at equivalent real cost without establishing non-inferiority within the margin, structured rendering and scoped loading do not raise and tend to lower quality on a compact executor while costing at least as much, and structured rendering adds nothing over linear text once content is held equal. The factor that moves outcomes is executor capability, which raises pass rate by 27 percentage points in the executor contrast that survives correction, at roughly five times the real cost and at higher latency, with the compiler tier showing no robust effect, and no optimised representation reaches a practical break-even because none reduces real solve-stage cost below the raw baseline. The evidence supports treating executor capability as the dominant lever, with no representation strategy improving over the raw skill on either executor tier, and it supports pricing agent-skill optimisations in currency at the executor tier before treating them as savings. Widening the task set and adding further model families would test whether the dominance of executor capability and the absence of representation effects reported here hold beyond the present substrate.

Data availability. The analysis operates on the recorded outcomes and token vectors for the 1,200 confirmatory rollouts. The frozen condition definitions, contrast family, and decision margins were fixed before outcomes were examined. The rollout outcomes, token vectors, cost accounting, frozen skill artefacts, and a reproduction script are available at [10.5281/zenodo.21148499](https://doi.org/10.5281/zenodo.21148499).

Author contributions. Xiaonan Xu: conceptualisation, methodology, software, formal analysis, investigation, data curation, writing – original draft, and writing – review and editing. Wenjing Wu: methodology, validation, and writing – review and editing.

Funding. The authors received no external funding for this work.

Competing interests. The authors declare no competing interests.

Use of AI tools. An AI assistant was used to help draft and edit the manuscript from author-supplied data and analysis. The authors are responsible for the final text, the analysis choices, and the submission.

References

- [1] Zhang, B., Lazuka, K., Murag, M.: Equipping agents for the real world with Agent Skills. Anthropic Engineering Blog (2025). <https://www.anthropic.com/engineering/equipping-agents-for-the-real-world-with-agent-skills>
- [2] Zhou, C., Chai, H., Chen, W., Guo, Z., Shan, R., Song, Y., Xu, T., Yang, Y., Yu, A., Zhang, W., Zheng, C., Zhu, J., Zheng, Z., Zhang, Z., Lou, X., Zhang, C., Fu, Z., Wang, J., Liu, W., Lin, J., Zhang, W.: Externalization in LLM agents: a unified review of memory, skills, protocols and harness engineering. arXiv:2604.08224 (2026)
- [3] Xu, R., Yan, Y.: Agent skills for large language models: architecture, acquisition, security, and the path forward. arXiv:2602.12430 (2026)
- [4] Wang, G., Xie, Y., Jiang, Y., Mandlekar, A., Xiao, C., Zhu, Y., Fan, L., Anandkumar, A.: Voyager: an open-ended embodied agent with large language models. arXiv:2305.16291 (2023)
- [5] Yang, J., Jimenez, C.E., Wettig, A., Lieret, K., Yao, S., Narasimhan, K., Press, O.: SWE-agent: agent-computer interfaces enable automated software engineering. arXiv:2405.15793 (2024)
- [6] Jimenez, C.E., Yang, J., Wettig, A., Yao, S., Pei, K., Press, O., Narasimhan, K.: SWE-bench: can language models resolve real-world GitHub issues? In: International Conference on Learning Representations (2024). arXiv:2310.06770
- [7] Huang, Q., Vora, J., Liang, P., Leskovec, J.: MAgentBench: evaluating language agents on machine learning experimentation. In: International Conference on Machine Learning (2024). arXiv:2310.03302
- [8] Yao, S., Zhao, J., Yu, D., Du, N., Shafran, I., Narasimhan, K., Cao, Y.: ReAct: synergizing reasoning and acting in language models. In: International Conference on Learning Representations (2023). arXiv:2210.03629
- [9] Schick, T., Dwivedi-Yu, J., Dessì, R., Raileanu, R., Lomeli, M., Zettlemoyer, L., Cancedda, N., Scialom, T.: Toolformer: language models can teach themselves to use tools. In: Advances in Neural Information Processing Systems (2023). arXiv:2302.04761
- [10] Shinn, N., Cassano, F., Gopinath, A., Narasimhan, K., Yao, S.: Reflexion: language agents with verbal reinforcement learning. In: Advances in Neural Information Processing Systems (2023). arXiv:2303.11366
- [11] Jiang, H., Wu, Q., Lin, C.-Y., Yang, Y., Qiu, L.: LLMingua: compressing prompts for accelerated inference of large language models. In: Proceedings of

- EMNLP (2023). arXiv:2310.05736
- [12] Chen, L., Zaharia, M., Zou, J.: FrugalGPT: how to use large language models while reducing cost and improving performance. arXiv:2305.05176 (2023)
 - [13] Ong, I., Almahairi, A., Wu, V., Zhang, W.-L., Willmott, D., Stoica, I., Zaharia, M.: RouteLLM: learning to route LLMs with preference data. arXiv:2406.18665 (2024)
 - [14] Liu, N.F., Lin, K., Hewitt, J., Paranjape, A., Bevilacqua, M., Petroni, F., Liang, P.: Lost in the middle: how language models use long contexts. Transactions of the Association for Computational Linguistics (2024). arXiv:2307.03172
 - [15] Laban, P., Hayashi, H., Zhou, Y., Neville, J.: LLMs get lost in multi-turn conversation. arXiv:2505.06120 (2025)
 - [16] Agyemang, J.O., Kponyo, J.J., Amponsah, E., Boakye, G.M.A., Agyekum, K.O.-B.O.: Local-Splitter: a measurement study of seven tactics for reducing cloud LLM token usage on coding-agent workloads. arXiv:2604.12301 (2026)
 - [17] Xu, W., Liang, Z., Mei, K., Gao, H., Tan, J., Zhang, Y.: A-MEM: agentic memory for LLM agents. In: Advances in Neural Information Processing Systems (2025). arXiv:2502.12110
 - [18] Li, F., Tagkopoulos, P., Tagkopoulos, I.: SkillFlow: scalable and efficient agent skill retrieval system. arXiv:2504.06188 (2026)
 - [19] Walker, E., Nowacki, A.S.: Understanding equivalence and noninferiority testing. *Journal of General Internal Medicine* **26**(2), 192–196 (2011)
 - [20] Efron, B., Tibshirani, R.J.: *An Introduction to the Bootstrap*. Chapman & Hall, New York (1993)
 - [21] Holm, S.: A simple sequentially rejective multiple test procedure. *Scandinavian Journal of Statistics* **6**(2), 65–70 (1979)
 - [22] Wohlin, C., Runeson, P., Höst, M., Ohlsson, M.C., Regnell, B., Wesslén, A.: *Experimentation in Software Engineering*. Springer, Berlin (2012)
 - [23] Baltes, S., Ralph, P.: Sampling in software engineering research: a critical review and guidelines. *Empirical Software Engineering* **27**(4), 94 (2022)
 - [24] Summers, T.R., Yao, S., Narasimhan, K., Griffiths, T.L.: Cognitive architectures for language agents. *Transactions on Machine Learning Research* (2024). arXiv:2309.02427
 - [25] Wang, J., Huang, Y., Chen, C., Liu, Z., Wang, S., Wang, Q.: Software testing with large language models: survey, landscape, and vision. *IEEE Transactions on*

Software Engineering **50**(4), 911–936 (2024)

- [26] Haldar, S., Capretz, L.F.: Automated test plan generation using large language models. *Software Quality Journal* **34**, 8 (2026). <https://doi.org/10.1007/s11219-026-09744-9>
- [27] He, J., Rungta, M., Koleczek, D., Sekhon, A., Wang, F.X., Hasan, S.: Does prompt formatting have any impact on LLM performance? *arXiv:2411.10541* (2024)
- [28] Tam, Z.R., Wu, C.-K., Tsai, Y.-L., Lin, C.-Y., Lee, H.-Y., Chen, Y.-N.: Let me speak freely? A study on the impact of format restrictions on the performance of large language models. *arXiv:2408.02442* (2024)

Appendix A Task manifest

Table A1 Tasks in the analysis set, with category and difficulty

Task	Category	Difficulty
3d-scan-calc	industrial and physical systems	hard
ada-bathroom-plan-repair	industrial and physical systems	hard
azure-bgp-oscillation-route-leak	software engineering	medium
bike-rebalance	mathematics and formal reasoning	medium
citation-check	office and white-collar	medium
civ6-adjacency-optimizer	mathematics and formal reasoning	hard
crystallographic-wyckoff-position-analysis	natural science	medium
dapt-intrusion-detection	cybersecurity	hard
data-to-d3	software engineering	medium
drone-planning-control	industrial and physical systems	medium
dynamic-object-aware-egomotion	industrial and physical systems	medium
earthquake-phase-association	natural science	hard
earthquake-plate-calculation	natural science	medium
econ-detrending-correlation	finance and economics	medium
edit-pdf	office and white-collar	medium
energy-ac-optimal-power-flow	industrial and physical systems	medium
exam-block-sequencing	mathematics and formal reasoning	hard
exoplanet-detection-period	natural science	medium
fix-build-agentops	software engineering	easy
fix-build-google-auto	software engineering	easy
fix-druid-loophole-cve	cybersecurity	hard
fix-visual-stability	software engineering	hard
glm-lake-mendota	natural science	hard
invoice-fraud-detection	finance and economics	hard
jpg-ocr-stat	office and white-collar	hard
mario-coin-counting	media and content production	medium
multilingual-video-dubbing	media and content production	medium
offer-letter-generator	office and white-collar	easy
pddl-airport-planning	mathematics and formal reasoning	medium
pddl-tpp-planning	mathematics and formal reasoning	medium
powerlifting-coef-calc	office and white-collar	easy
reserves-at-risk-calc	finance and economics	medium
sec-financial-report	finance and economics	hard
shock-analysis-demand	finance and economics	medium
software-dependency-audit	cybersecurity	medium
spring-boot-jakarta-migration	software engineering	hard
suricata-custom-exfil	cybersecurity	medium
syzkaller-ppdev-syzlang	cybersecurity	medium
threejs-structure-parser	media and content production	medium
video-silence-remover	media and content production	hard

Source: Author's construction from the run manifest