

MORE: A Multilingual Document Parsing Benchmark and Evaluation

Long Xu^{*1} Binghong Wu^{*1} Tinghao Yu^{*1} Hao Feng¹ Zhenyu Huang¹ Haoqing Jiang¹ Yunhao Wang¹
Shuo Huang¹ Feng Zhang¹

Abstract

Multilingual documents encapsulate rich regional cultures, scientific discoveries, and historical records. Parsing this content into structured, machine-readable formats is critical for unlocking global knowledge. However, existing benchmarks predominantly focus on high-resource languages like English and Chinese, creating an *evaluation blind spot* concerning model performance on other languages. While recent Vision-Language Models (VLMs) claim support for hundreds of languages, the lack of ground truth makes it impossible to empirically verify these capabilities. To bridge this gap, we introduce **MORE**, a large-scale benchmark designed for multilingual document parsing evaluation. MORE distinguishes itself through three key dimensions: (1) **Unprecedented Scale**: It covers **149 languages**, making it the most linguistically diverse benchmark to date; (2) **Structural Complexity**: Unlike previous works, it extends evaluation beyond plain text to include structural elements such as code blocks, tables, and catalogs; and (3) **Data Authenticity**: All samples are curated from real-world documents via a model-assisted, human-refined annotation pipeline. We evaluate state-of-the-art models using MORE, establishing new performance baselines for long-tail languages and validating the benchmark’s effectiveness in diagnosing model capabilities in realistic, diverse scenarios. The MORE dataset will be available at <https://github.com/zimoqingfeng/MORE>.

1. Introduction

Documents are the ultimate vessel of human civilization. To unlock their full potential, Multilingual Document Parsing

^{*}Equal contribution ¹Tencent, Shenzhen, China. Correspondence to: Binghong Wu <lemonbhwy@tencent.com>.

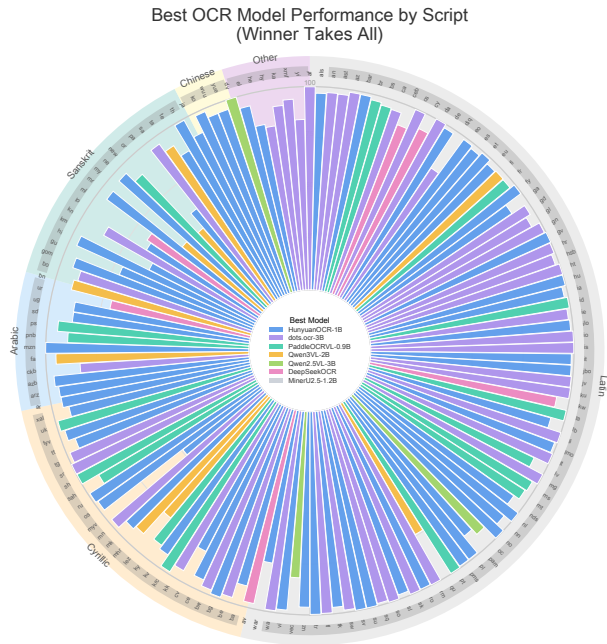


Figure 1. The Winner-Takes-All landscape of multilingual OCR. We evaluate state-of-the-art models on 149 languages spanning diverse script families (outer ring). The color of each bar denotes the model achieving the highest accuracy for that language, illustrating the competitive landscape across diverse linguistic regions.

stands as the critical link transforming them into machine-actionable knowledge for Large Language Models (LLMs) and Retrieval-Augmented Generation (RAG) systems (Touvron et al., 2023; Lewis et al., 2020). Yet, current advancements (Blecher et al., 2023; Kim et al., 2022; Lv et al., 2023; Wei et al., 2024b;a; Feng et al., 2025) remain largely confined to English and Chinese, neglecting the vast, culturally rich landscape of global languages (Ouyang et al., 2025). This narrow focus creates a massive *Knowledge Blind Spot* in modern AI, leaving a gap in global understanding that we cannot ignore. Thus, establishing robust multilingual parsing capabilities serves as the cornerstone of a global Artificial General Intelligence (AGI) ecosystem.

Driven by advancements in Vision-Language Models (VLMs), document parsing has entered a new era of mul-

Table 1. Comparison of statistics, language coverage, and supported tasks across different multilingual datasets.

DATASET	LANGUAGE	IMAGE	TASK						OPEN SOURCE
			TEXT	FORMULA	TABLE	CODE	CATALOG	READING ORDER	
OMNIDOCBENCH (OUYANG ET AL., 2025)	2	1200	✓	✓	✓			✓	✓
ICDAR RRC-MLT (NAYEF ET AL., 2017)	6	1800	✓						✓
CC-OCR (YANG ET AL., 2025)	10	1500	✓						✓
MISTRAL-OCR	11	-	✓						
MDPBENCH (LI ET AL., 2026D)	17	3400	✓	✓	✓			✓	✓
XDOCPARSE (LI ET AL., 2025B)	126	-	✓	✓	✓			✓	
OURS	149	1288	✓	✓	✓	✓	✓	✓	✓

tilingual capability. Leading models—including Surya¹, Qwen-VL (Bai et al., 2025b), dots.ocr (Li et al., 2025b), and HunyuanOCR (Team et al., 2025)—leverage massive training datasets to achieve impressive generalization, asserting support for hundreds of languages without the need for language-specific engineering. This rapid progress fosters a prevailing impression, namely that the barrier to universal multilingual understanding has been effectively dismantled.

While model capabilities have surged, the related scientific benchmarks have stagnated. Mainstream benchmarks, e.g., OmniDocBench (Ouyang et al., 2025), OLMBench (Poznanski et al., 2025), FoxBench (Liu et al., 2024), are still predominantly centered on English and Chinese, frequently discarding other languages as noise during evaluation. This creates a dangerous blind spot for long-tail languages: although VLMs may output text in languages like Thai or Amharic, there is a lack of gold-standard ground truth to verify their accuracy. In this uncertainty, neither academia nor industry can evaluate parsing results across the majority of languages based on empirical evidence. This prompts a critical inquiry: *Are we expanding language coverage blindly, with no way to measure actual precision?*

To bridge the widening gap between rapid model evolution and lagging evaluation standards, we introduce MORE (*Multilingual Document Parsing Benchmark*). As visualized in Figure 1, MORE enables the first quantitative comparison across a vast linguistic spectrum. Built upon the core pillars of data authenticity, linguistic diversity, and scenario complexity, it establishes a robust yardstick for assessing model performance in real-world, global contexts.

A detailed comparison between MORE and existing multilingual benchmarks is presented in Table 1. In terms of language coverage, we have significantly expanded the testing boundary to include 149 languages, establishing this work as **the most linguistically comprehensive benchmark** to date. Regarding data construction, every sample in MORE is collected directly from real-world sources and remains entirely raw, devoid of any synthesis or artificial processing. To guarantee annotation quality, we employ a model-

assisted, human-refined pipeline to minimize noise and ensure Ground Truth reliability. Furthermore, distinguishing our work from mainstream benchmarks, we introduce support for the evaluation of structured parsing elements including code blocks and catalogs, thereby addressing a critical gap in community assessment.

We list our contributions as follows:

- **Largest Language Scale Benchmark:** We release the first document parsing benchmark covering **149 languages**. This scale significantly surpasses existing datasets and aligns with the linguistic spectrum of current state-of-the-art models.
- **Expanded Structural Evaluation:** Beyond standard elements (text, tables, formulas), we extend our evaluation to include structures like code blocks and catalogs. Though naturally sparse in long-tail scenarios, they ensure a realistic assessment of document complexity.
- **Comprehensive Analysis:** We conduct an exhaustive evaluation of existing advanced models. The results establish baselines for **under-represented languages** and validate the benchmark’s effectiveness in distinguishing model capabilities.

Conflict of Interest Disclosure All authors are employed by Tencent, the company that leads the development of HunyuanOCR, one of the models evaluated in this paper.

2. Related Work

2.1. Advancements in General VLMs and Specialized Document Parsers

Recent advancements in document parsing VLMs show a bifurcated trend: general models are prioritizing broad generalization, whereas specialized models are honing their deep, domain-specific capabilities.

General VLMs (Chen et al., 2024; Guo et al., 2025) leverage robust zero-shot capabilities to handle diverse tasks. For instance, the Qwen2.5-VL series (Bai et al., 2025b),

¹<https://github.com/datalab-to/surya>




Figure 2. Diverse document samples from the MORE benchmark. The dataset covers a wide spectrum of languages and scripts, including Lao (Sanskrit script), Bosnian (Latin script), Pashto (Arabic script), and Greek. These samples highlight the benchmark’s diversity in handling complex layouts and diverse content across 149 languages.

established a strong baseline with support for over 10 languages. Building on this, Qwen3-VL (Bai et al., 2025a) has expanded its linguistic repertoire to 32 common languages, delivering document parsing capabilities that rival large-scale closed-source models such as Gemini Pro (Comanici et al., 2025) and GPT (Achiam et al., 2023).

Conversely, Specialized VLMs prioritize parameter efficiency and extensive language coverage through domain-specific optimization. For instance, dots.ocr (Li et al., 2025b) demonstrates robust utility in multilingual scenarios. Advancing this efficiency, PaddleOCR-VL (Cui et al., 2025) supports 109 languages and achieves impressive performance on OmniDocBench (Ouyang et al., 2025) with only 0.9B parameters. In a similar vein, DeepSeekOCR (Wei et al., 2025) delivers consistent recognition across over 100 languages. Finally, pushing the boundary even further, HunyuanOCR (Team et al., 2025) extends support to over 130 languages, significantly enhancing performance on long-tail scripts. These developments highlight a shift towards models balancing high precision with linguistic inclusivity.

2.2. Evolution of Document Benchmarks

As model capabilities grow, evaluation benchmarks have transitioned from pure text recognition to complex structural parsing and semantic understanding.

Foundational benchmarks like MLT2017 (Nayef et al., 2017) primarily focused on multilingual text detection and recognition across 6 languages. The introduction of MTVQA (Tang et al., 2025) marked a shift towards semantic evaluation by incorporating multilingual visual question answering. While datasets like DL-CSVTR (Li et al., 2025a) highlight lay-

out complexities in natural scenes, more recent benchmarks address the structural challenges of real-world document parsing: OmniDocBench (Ouyang et al., 2025) emphasizes parsing precision but is limited to 2 languages (Chinese and English); CC-OCR (Yang et al., 2025) evaluates comprehensive multi-task capabilities across 10 languages; and Mistral-OCR² introduces novel dimensions for document understanding covering 11 languages. Notably, XDocParse (Li et al., 2025b) significantly expands this scope, rigorously assessing 126 languages in realistic scenarios.

2.3. Limitations of Existing Benchmarks

Despite these advancements, evaluation benchmarks lag significantly behind model capabilities. While models now support 130+ languages (Li et al., 2025b; Cui et al., 2025; Team et al., 2025), existing benchmarks often suffer from narrow linguistic scope and restricted scenario diversity (Ouyang et al., 2025; Li et al., 2026a;b;c;d). Consequently, current datasets are insufficient for the quantitative assessment of modern, hyper-multilingual VLMs. This disparity necessitates a comprehensive benchmark to evaluate models across a significantly broader spectrum of languages and scenarios.

3. Dataset

Figure 2 showcases representative samples that highlight the linguistic and structural diversity of MORE. To achieve this level of coverage, we implemented a robust construction pipeline comprising large-scale PDF acquisition, stratified sampling, and a rigorous annotation process.

²<https://mistral.ai/news/mistral-ocr>

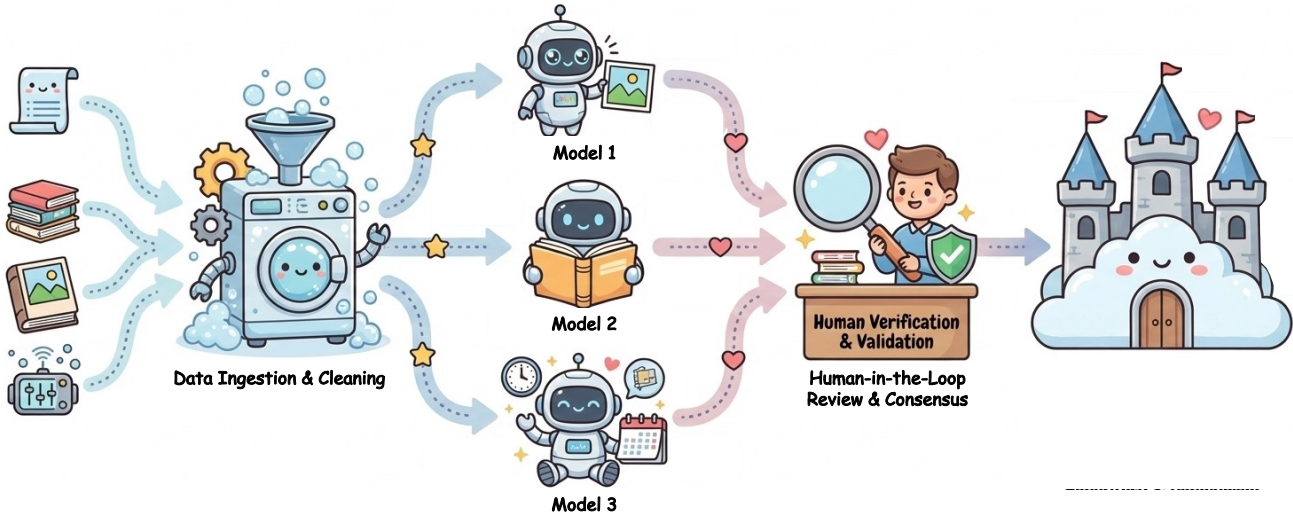


Figure 3. Illustration of the model-assisted, human-refined annotation pipeline. To guarantee data reliability, we employ a multi-stage approach: raw data is first processed by diverse models for pre-annotation, followed by rigorous human verification and validation to correct errors and resolve ambiguities.

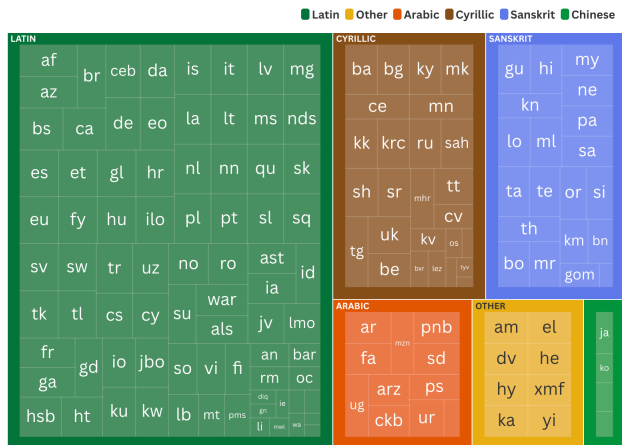


Figure 4. Treemap visualizing MORE’s balanced language distribution across six script families via stratified sampling.

3.1. PDF Collection and Stratified Sampling

To ensure real-world diversity, our data collection process commenced with a robust web-crawling methodology inspired by CCpdf (Turski et al., 2023), harvesting an extensive pool of over 20 million PDFs from diverse web sources. To guarantee data quality, we first filtered out low-quality documents using heuristic spam detection (e.g., excessive repetitive links, broken encodings) and layout density checks, ensuring the retained pages contained rich structural elements rather than merely plain text. Subsequently, we categorized the remaining documents using language classification models (Joulin et al., 2016). In order to prioritize under-represented languages, we excluded Chinese, English, and unlabeled data, which narrowed the candidate pool to approximately 5.7 million documents.

Table 2. Language distribution by major language families.

SCRIPT	COUNT	RATIO
LATIN	80	53.69%
CYRILLIC	26	17.45%
SANSKRIT	20	13.42%
ARABIC	11	7.38%
CHINESE	4	2.68%
OTHER	8	5.37%

Finally, to achieve linguistic balance, we implemented a *stratified sampling strategy* by selecting up to 10 PDFs per language and extracting a single random page from each file. This pipeline yielded a curated dataset of 1,237 pages.

This strategy mitigates web corpus imbalance, ensuring unbiased evaluation. Crucially, it highlights a modality distinction: unlike Machine Translation parallel corpora such as Flores-101 (Goyal et al., 2022) that enforce dense 1D alignments, real documents exhibit inherent structural sparsity. Complex 2D elements naturally vary in frequency across long-tail scripts. Preserving this authentic distribution ensures MORE evaluates on realistic visual layouts.

As illustrated in Figure 4, our sampling strategy effectively mitigates the long-tail distribution often found in web-crawled data, ensuring sufficient representation for low-resource languages. In total, the MORE dataset covers 149 languages spanning six diverse script families.

Table 2 presents the distribution based on Wikipedia’s writing system taxonomy³. While the Latin group predominates (53.69%), the dataset retains significant diversity. Cyrillic

³https://en.wikipedia.org/wiki/Writing_system#External_links

Table 3. Comparison of multilingual document benchmarks on statistics and annotation coverage.

DATASET	IMAGE	LANGUAGE	#ANNOTATION						OPEN SOURCE
			TEXT	FORMULA	TABLE	CODE	CATALOG	READING ORDER	
ICDAR RRC-MLT 2017	1800	6	1800	-	-	-	-	-	✓
CC-OCR	1500	10	1500	-	-	-	-	-	✓
MISTRAL-OCR	-	11	-	-	-	-	-	-	-
XDOCPARSE	-	126	-	-	-	-	-	-	-
OURS	1288	149	8221	82	94	73	104	1072	✓



Figure 5. Word clouds illustrating the most frequent tokens in the MORE dataset, categorized by six major language families.

and Sanskrit together account for over 30%, followed by Arabic, Chinese, and the Other category (5.37%), which encompasses unique scripts like Greek, Hebrew, and Georgian. Collectively, these non-Latin scripts constitute nearly half of the dataset (46.31%), ensuring rigorous evaluation across typologically diverse writing systems.

3.2. Expert Annotation

As illustrated in Figure 3, we implement a *model-assisted, human-refined* pipeline to maximize efficiency and reliability. This workflow leverages an ensemble of models to generate anonymous candidates (Li et al., 2025b; Cui et al., 2025; Team et al., 2025; Bai et al., 2025b;a), which are strictly refined by human experts. The pipeline comprises two consecutive phases: *Page-wise Structure Annotation* (focusing on layout and order) and *Element-wise Content Annotation* (transcribing actual content).

Page-wise Structure Annotation: To establish a solid foundation for content extraction, this phase integrates layout annotation with reading order annotation. We initially employed D-FINE (Peng et al., 2024) (trained on 60,000 samples) to coarsely locate elements, followed by rigorous manual refinement to rectify localization errors. Building upon this verified layout, we explicitly annotate element dependencies via directional links, ensuring the resulting sequence strictly adheres to the natural reading flow.

Based on these verified layouts, we cropped the document

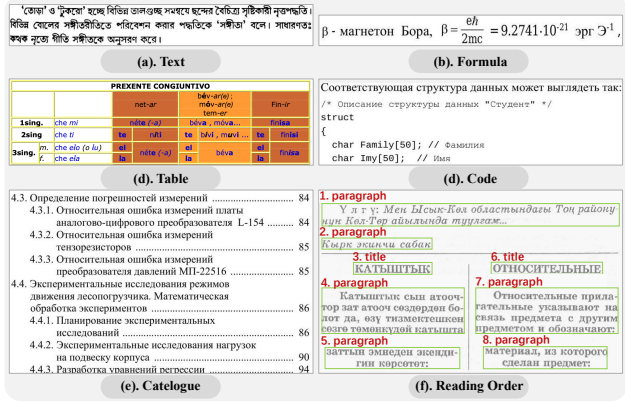


Figure 6. Six distinct tasks in MORE.

patches and filtered out irrelevant elements (e.g., figures and barcodes) to isolate target regions for content annotation. Figure 5 visualizes high-frequency tokens to provide a preliminary content overview.

Element-wise Content Annotation: For each element, we aggregated predictions from an InternVL-1B model (fine-tuned on a dataset of 250k samples spanning 149 languages) and open-source models (dots.ocr, PaddleOCR-VL, Qwen-VL series), consolidating outputs into an anonymized Markdown format. Human experts reviewed these candidates, **adopting exact matches or manually refining text** while discarding ambiguous cases to ensure reliability.

Specifically, *Text* and *Code* (Markdown) were derived from InternVL-1B and dots.ocr, resulting in 8,221 (from 10,403) and 73 (from 151) retained samples, respectively. *Formulas* were annotated in LaTeX using InternVL-1B and Qwen3-VL-2B (82 selected from 91). Finally, *Tables* (HTML with complex spans) and *Catalogs* were generated via HunyuanOCR and PaddleOCR-VL, yielding 94 and 104 finalized samples after filtering. We summarize the statistics in Table 3, with language-specific details in Appendix B.1.

4. Tasks and Evaluation Metrics

Building upon the OmniDocBench protocol, we extended the methodology to cover the six distinct tasks illustrated

Table 4. Overall performance evaluation on 149 languages. Main values represent task-wise averages, while subscript values denote page-wise averages. We provide detailed results in Appendix B.2.1.

MODEL	SIZE	OVERALL	TEXT	FORMULA	TABLE	CODE	CATALOG	READ ORDER
HUNYUANOCR	1B	92.42 _{92.09}	93.81 _{91.72}	93.28 _{93.28}	78.56 _{78.87}	97.07 _{97.08}	95.36 _{95.14}	96.45 _{96.45}
GEMINI3	-	<u>91.61</u> _{91.55}	95.39 _{92.55}	90.27 _{90.27}	81.02 _{81.99}	93.05 _{93.13}	<u>94.31</u> _{95.75}	95.63 _{95.63}
PADDLEOCR-VL	0.9B	87.96 _{87.06}	90.99 _{88.10}	<u>91.11</u> _{90.59}	61.11 _{57.15}	<u>96.29</u> _{96.59}	93.04 _{94.74}	95.19 _{95.19}
DOTS.OCR	3B	84.31 _{82.15}	<u>94.45</u> _{92.33}	90.77 _{91.50}	39.81 _{35.62}	<u>95.38</u> _{95.38}	88.26 _{80.90}	97.18 _{97.18}
QWEN2.5-VL	3B	83.93 _{84.24}	89.36 _{86.98}	84.48 _{86.34}	68.27 _{68.22}	86.69 _{87.37}	92.54 _{94.31}	82.23 _{82.23}
QWEN3-VL	2B	83.56 _{82.40}	92.02 _{87.89}	65.45 _{60.17}	65.21 _{66.66}	92.38 _{92.43}	93.76 _{94.69}	92.53 _{92.53}
DEEPSEEKOCR	3B-A570M	82.91 _{82.59}	85.27 _{84.15}	75.67 _{75.71}	61.63 _{60.19}	92.26 _{92.53}	88.26 _{88.62}	94.36 _{94.36}
MINERU2.5	1.2B	48.85 _{51.84}	27.12 _{40.93}	73.29 _{74.99}	33.83 _{33.83}	72.41 _{76.35}	21.61 _{20.13}	64.81 _{64.81}

in Figure 6, specifically incorporating code and catalog evaluation. Additionally, we employ a *decoupled approach* for overall scoring. Detailed metrics are defined as follows:

Sequential Elements: For linear sequences (Text, Code, Catalog, and Reading Order), we employ Normalized Edit Distance (Levenshtein, 1966). Task-specific normalizations (e.g., indentation for Code) are applied to the prediction (P) and ground truth (G) prior to calculation:

$$NED = 1 - \frac{1}{N} \sum_{i=1}^N \frac{\text{EditDist}(P_i, G_i)}{\max(|P_i|, |G_i|)} \quad (1)$$

Formula: We utilize the Character Detection Matching metric (Wang et al., 2025). By rendering LaTeX into images for spatial matching, the score is derived from the counts of matched (TP) and unmatched (FP, FN) bounding boxes:

$$CDM = \frac{1}{N} \sum_{i=1}^N \frac{2 \cdot TP_i}{2 \cdot TP_i + FP_i + FN_i} \quad (2)$$

Table: We employ TEDS (Zhong et al., 2020) to assess HTML integrity. The metric computes the edit distance between the predicted tree $T_{p,i}$ and ground truth $T_{g,i}$, normalized by the larger tree’s node count:

$$TEDS = 1 - \frac{1}{N} \sum_{i=1}^N \frac{\text{TreeEditDist}(T_{p,i}, T_{g,i})}{\max(|T_{p,i}|, |T_{g,i}|)} \quad (3)$$

Overall Score: In contrast to OmniDocBench, we calculate the final score as *the arithmetic mean of the six distinct tasks*. This strategy intentionally decouples task dependencies, thereby eliminating error propagation across different evaluation stages. See Appendix A for detailed definitions.

5. Analysis

In this section, we evaluate representative models: General-purpose VLMs (e.g., Qwen2.5-VL, Qwen3-VL), which are designed for broad multimodal scenarios yet possess

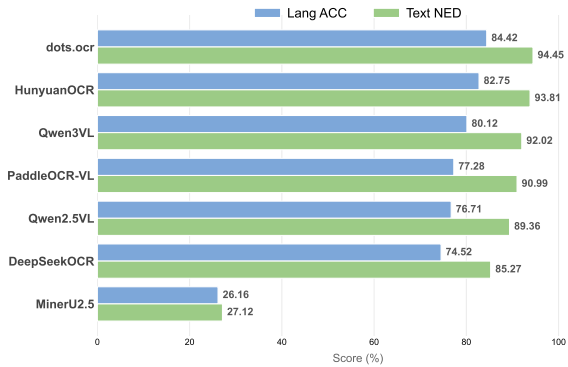


Figure 7. Language confusion analysis on text.

inherent document parsing capabilities; and Specialized VLMs (e.g., dots.ocr, PaddleOCR-VL, DeepSeek-OCR, HunyuanOCR, MinerU2.5), which have been specifically fine-tuned for document parsing tasks.

5.1. Overall Evaluation

State-of-the-Art Performance: As presented in Table 4, HunyuanOCR dominates with an overall score of **92.42**, surpassing the runner-up PaddleOCR-VL (87.96) by a significant margin. It ranks first in four out of six sub-metrics (Formula, Table, Code, and Catalog), establishing a new benchmark for specialized OCR models. While general VLMs like the Qwen series provide competitive baselines (between 83–84), they still lag behind the top-tier specialized model, particularly in structural parsing. Furthermore, we provide detailed metrics by language in Appendix B.2.1.

The Text-Structure Dichotomy: We observe a trade-off between sequential recognition and 2D spatial reasoning. dots.ocr excels as a *pure reader* (Text: 94.45, Order: 97.18) yet collapses on Tables (39.81), favoring 1D flow over complex layouts. In contrast, HunyuanOCR effectively balances semantic accuracy with structural integrity.

The Bottleneck of Table Recognition: Table parsing remains the primary bottleneck. Unlike Text and Code (>90), table recognition lags significantly. HunyuanOCR alone

Table 5. Overall analysis on six major scripts.

MODEL	OVERALL	LAT.	CYR.	SAN.	ARA.	CHI.	OTH.
HUNYUANOCR	90.17	95.45	91.45	71.94	84.72	94.68	81.95
DOTS.OCR	86.52	91.46	89.58	64.92	81.25	91.78	84.08
PADDLEOCR-VL	85.53	93.02	89.13	63.27	77.26	88.97	60.06
QWEN3-VL-2B	85.46	91.44	88.61	70.69	79.98	80.36	58.69
DEEPSEEKOCR	83.47	90.38	85.71	58.66	75.65	89.87	74.19
QWEN2.5-VL-3B	79.50	87.58	80.82	56.48	74.67	81.31	53.72
MINERU2.5	40.47	52.97	27.21	24.15	24.94	44.65	16.91

Note: Lat.: Latin, Cyr.: Cyrillic, San.: Sanskrit, Ara.: Arabic, Chi.: Chinese, Oth.: Other.

maintains robustness (**78.56**), outperforming Qwen2.5-VL (68.27) and DeepSeekOCR (low 60s). This confirms that while semantic extraction is mature, parsing non-linear structures remains the critical frontier.

Language Confusion Analysis: To evaluate multilingual robustness, we measured language identification consistency on 8,221 samples across 149 languages using `fast-langdetect`⁴. Figure 7 reveals a strong positive correlation between recognition quality and identification accuracy, with text NED consistently outscoring language accuracy. `dots.ocr` achieves top performance (84.42% ACC, 94.45 NED), whereas `MinerU2.5` collapses (26.16% ACC, 27.12 NED). This confirms that precise character recognition is a prerequisite for accurate language detection.

Robustness Across Aggregation Methods: Table 4 reports task-wise (main) and page-wise (subscript) averages. `HunyuanOCR` and `Gemini 3` show minimal variance, adapting well to extreme element density or sparsity, whereas skewed models drop under natural distributions.

5.2. Analysis by Script

Overall Dominance and Robustness: As shown in Table 5, `HunyuanOCR` achieves state-of-the-art performance (Overall 90.17), dominating 5 out of 6 categories with near-saturated accuracy on high-resource scripts. However, `dots.ocr` (Overall 86.52) exhibits superior generalization on isolated languages, topping the "Other" category with 84.08. In contrast, `Qwen3-VL-2B` and `PaddleOCR-VL` drop below 60% in this metric, exposing significant limitations in generalizing to long-tail scripts.

Complex Script Handling: Performance on Sanskrit highlights the necessity of sufficient parameter scale. `Qwen3-VL-2B` ranks second (70.69), significantly outperforming `PaddleOCR-VL` (63.27). This suggests that larger model capacity is essential for decoding intricate script structures where smaller baselines struggle. Conversely, the performance collapse observed in lightweight models like `MinerU2.5` (24.15) confirms that limited parameter size remains a primary bottleneck for complex text recognition.

⁴<https://github.com/LlmKira/fast-langdetect>

Table 6. Text recognition across six major scripts, with detailed results in Appendix B.2.2.

MODEL	AVG	LAT.	CYR.	SAN.	ARA.	CHI.	OTH.
HUNYUANOCR	89.32	97.51	90.01	63.10	80.17	94.18	70.81
DOTS.OCR	89.06	97.83	89.65	61.78	76.23	92.71	73.57
QWEN3-VL-2B	85.84	95.91	89.00	55.48	78.94	89.70	44.29
PADDLEOCR-VL	85.48	95.69	88.94	56.50	80.45	88.22	35.57
QWEN2.5-VL-3B	84.27	94.74	85.05	52.68	75.92	85.13	53.99
DEEPSEEKOCR	80.12	90.19	82.56	50.52	59.05	87.07	59.80
MINERU2.5	23.41	38.20	4.52	2.22	9.44	22.78	2.49

Note: Lat.: Latin, Cyr.: Cyrillic, San.: Sanskrit, Ara.: Arabic, Chi.: Chinese, Oth.: Other.

Table 7. Formula recognition on top 15 languages.

LANG.	HUNYUAN OCR	DOTS.OCR	PADDLE OCR-VL	QWEN2.5 VL-3B	DEEPSEEK OCR	MINERU 2.5	QWEN3 VL-2B
AR	94.50	93.99	97.44	<u>95.60</u>	81.80	70.54	40.66
BS	<u>90.87</u>	77.63	92.80	84.43	81.60	59.77	87.93
CA	<u>93.31</u>	91.67	94.34	85.83	72.84	66.81	77.40
CY	<u>72.70</u>	57.10	24.20	48.50	100.00	0.00	0.00
ES	100.00	89.72	<u>98.80</u>	97.52	51.02	52.72	40.00
EU	96.20	96.20	96.20	<u>90.20</u>	96.20	0.00	96.20
HY	<u>95.40</u>	94.02	96.34	93.11	75.09	94.58	62.46
KO	96.13	<u>93.11</u>	85.48	87.06	90.02	84.40	15.57
KY	87.87	92.86	<u>91.04</u>	84.36	82.93	46.71	63.71
NN	<u>94.13</u>	84.50	95.00	89.20	88.97	56.20	91.77
PNB	69.80	83.00	80.90	81.80	0.00	100.00	81.80
SA	89.70	96.60	96.60	65.03	96.60	32.37	0.00
SL	<u>93.69</u>	93.21	85.09	67.85	74.66	94.94	90.54
TT	90.33	89.91	<u>90.93</u>	85.49	73.50	93.21	86.21
VI	100.00	100.00	100.00	100.00	0.00	<u>99.50</u>	100.00
AVG	90.98	<u>88.90</u>	88.34	83.73	71.02	63.45	62.28

Note: ar: Arabic, bs: Bosnian, ca: Catalan, cy: Welsh, es: Spanish, eu: Basque, hy: Armenian, ko: Korean, ky: Kyrgyz, nn: Nynorsk, pnb: W. Punjabi, sa: Sanskrit, sl: Slovenian, tt: Tatar, vi: Vietnamese.

5.3. Element-wise Evaluation

Evaluation of Text Recognition: Table 6 presents performance across diverse scripts. `HunyuanOCR` (89.32) and `dots.ocr` (89.06) lead with comparable scores. While `dots.ocr` tops Latin (97.83) and Other scripts, `HunyuanOCR` excels in Chinese and Sanskrit. Notably, `PaddleOCR-VL` achieves the highest accuracy in Arabic (80.45), surpassing larger VLMs and highlighting domain-specific strengths. Overall, performance varies by complexity: Latin and Chinese reach near-saturation (>94%), whereas Sanskrit remains the most challenging (max 63.10). Furthermore, we also include granular results by language in Appendix B.2.2.

Evaluation of Formula Recognition: Table 7 details performance across top 15 languages. `HunyuanOCR` shows the best consistency, achieving the highest average 90.98. While ranking third on average (88.34), `PaddleOCR-VL` secures the most first places (7 categories, including Arabic and Bosnian), indicating specialized mastery. In contrast, `DeepSeekOCR` and `MinerU2.5` show significant volatility. For instance, `DeepSeekOCR` achieves perfect accuracy on Welsh (100.00) yet fails on Vietnamese (0.00), where five other models reached saturation. Similarly, `MinerU2.5` leads in Western Punjabi despite its lower overall rank.

Evaluation of Table Recognition: As presented in Table 8,

Table 8. Table recognition on top 15 languages, with detailed results in Appendix B.2.3.

LANG.	HUNYUAN OCR	QWEN2.5 VL-3B	QWEN3 VL-2B	PADDLE OCR-VL	DEEPSEEK OCR	DOTS .OCR	MINERU 2.5
WAR	66.82	61.24	34.89	22.99	19.18	0.00	9.53
LB	80.37	83.41	62.74	78.40	76.84	44.29	57.00
CV	74.93	56.83	58.20	77.34	70.84	46.75	35.61
AN	97.31	86.63	86.07	98.15	91.91	94.92	97.03
SU	99.98	98.47	99.49	79.51	79.98	79.84	0.00
EU	91.34	57.84	73.30	72.64	93.95	43.98	83.87
BS	83.30	67.42	83.77	91.29	91.04	93.97	90.00
CE	89.98	77.52	60.59	62.50	64.21	63.60	0.00
IT	96.67	98.64	79.55	33.28	33.13	33.27	33.25
MT	87.36	77.10	72.65	93.15	96.04	64.92	23.88
OC	74.78	85.09	85.35	30.14	65.05	65.88	33.13
PA	41.68	36.28	36.34	0.00	0.00	0.00	2.88
BR	96.56	95.76	98.12	97.79	97.77	0.00	0.00
CY	99.72	96.90	74.55	99.72	100.00	0.00	0.00
GA	74.17	70.00	66.52	72.48	0.00	0.00	0.00
AVG	83.66	76.61	71.48	67.29	65.33	42.09	31.08

Note: war: Waray, lb: Luxembourgish, cv: Chuvash, an: Aragonese, su: Sundanese, eu: Basque, bs: Bosnian, ce: Chechen, it: Italian, mt: Maltese, oc: Occitan, pa: Punjabi, br: Breton, cy: Welsh, ga: Irish.

Table 9. Code recognition on all languages.

LANG.	HUNYUAN OCR	PADDLE OCR-VL	DOTS .OCR	QWEN3 VL-2B	DEEPSEEK OCR	QWEN2.5 VL-3B	MINERU 2.5
RU	97.48	97.91	93.97	89.34	91.01	89.74	57.50
PL	97.51	98.86	96.71	94.02	93.76	79.29	77.50
ES	95.95	74.06	95.56	92.48	86.49	82.93	53.30
PT	98.80	99.50	91.70	91.43	95.62	88.05	92.78
ID	93.46	98.68	96.83	96.53	99.82	93.81	93.67
DE	93.55	99.19	98.30	93.98	75.20	72.30	97.92
FR	98.66	99.68	99.58	96.14	98.99	96.62	97.54
IT	99.48	99.69	99.27	95.31	99.79	95.67	48.22
JA	98.99	99.49	94.62	97.57	98.70	98.01	92.53
AVG	97.10	96.34	96.28	94.09	93.25	88.49	79.00

Note: ru: Russian, pl: Polish, es: Spanish, pt: Portuguese, id: Indonesian, de: German, fr: French, it: Italian, ja: Japanese.

HunyuanOCR establishes a clear lead with an average score of 83.66, demonstrating robust generalization across diverse scripts. Qwen2.5-VL-3B follows as the runner-up (76.61), outperforming other VLM baselines. While PaddleOCR-VL and DeepSeekOCR rank lower on average, they exhibit ”spiky” performance profiles: Paddle excels in Chuvash (77.34) and DeepSeek achieves perfection in Welsh (100.00), yet both suffer from severe drops in other languages. In contrast, dots.ocr and MinerU2.5 struggle with structural generalization, evidenced by complete failures (0.00 scores) in languages like Breton and Irish. Linguistically, while Sundanese appears largely solved (>99%), Punjabi remains a universal bottleneck, with even the best model (HunyuanOCR) capping at 41.68, highlighting the challenge of parsing complex script tables. Additionally, Appendix B.2.3 details the breakdowns for every language.

Evaluation of Code Recognition: As shown in Table 9, performance is highly saturated, with the top three models exceeding 96% average accuracy. HunyuanOCR leads (97.10) by maintaining stability across all languages. In contrast, PaddleOCR-VL ranks second (96.34); despite dominating 6 categories (e.g., French, Japanese), it is penalized by a significant drop in Spanish (74.06). dots.ocr closely follows (96.28), demonstrating robust generaliza-

Table 10. Catalog recognition on all languages.

LANG.	HUNYUAN OCR	QWEN3 VL-2B	DEEPSEEK OCR	QWEN2.5 VL-3B	PADDLE OCR-VL	DOTS .OCR	MINERU 2.5
RU	98.72	96.03	86.58	94.25	95.46	85.61	3.45
FR	83.92	89.53	81.54	87.33	88.40	69.63	45.69
ES	90.68	89.60	84.08	89.77	89.58	79.20	46.07
DE	99.00	97.85	96.23	98.08	96.52	79.87	54.71
UK	100.00	98.51	99.44	96.95	97.91	82.99	2.20
JA	76.76	59.05	73.43	53.89	48.00	50.50	1.07
PT	99.83	99.31	99.58	99.58	99.61	91.77	0.00
TR	99.95	96.83	94.76	98.26	98.40	99.59	54.77
EL	98.28	94.21	96.61	95.13	97.14	82.86	14.23
PL	100.00	97.13	99.37	98.01	98.84	99.37	0.00
RO	100.00	97.36	98.52	97.29	97.51	99.14	94.06
ID	99.67	99.75	99.02	99.75	99.75	85.85	0.00
AVG	95.57	92.93	92.43	92.36	92.26	83.87	26.35

Note: ru: Russian, fr: French, es: Spanish, de: German, uk: Ukrainian, ja: Japanese, pt: Portuguese, tr: Turkish, el: Greek, pl: Polish, ro: Romanian, id: Indonesian.

Table 11. Reading order evaluation grouped by script, with detailed results in Appendix B.2.4.

MODEL	AVG	LAT.	CYR.	SAN.	ARA.	CHI.	OTH.
DOTS.OCR	95.75	98.30	96.40	83.90	94.63	96.67	94.90
HUNYUANOCR	95.11	97.33	96.30	88.52	89.44	96.67	90.11
PADDLEOCR-VL	92.85	96.63	95.94	84.70	76.81	96.67	81.82
DEEPSEEKOCR	92.61	96.39	92.36	79.01	99.63	93.75	76.18
QWEN3-VL-2B	91.53	93.68	93.25	89.90	88.49	88.34	74.08
QWEN2.5-VL-3B	78.37	85.39	79.66	60.36	80.65	79.54	40.68
MINERU2.5	58.79	70.13	52.32	44.90	39.12	60.36	21.82

Note: Lat.: Latin, Cyr.: Cyrillic, San.: Sanskrit, Ara.: Arabic, Chi.: Chinese, Oth.: Other.

tion by frequently securing the second-best scores (e.g., in Spanish and German) without suffering severe drops. Notably, DeepSeekOCR also demonstrates strong capabilities, securing top scores in Indonesian and Italian.

Evaluation of Catalog Recognition: In Table 10, HunyuanOCR dominates with an average score of 95.57, topping 10 of 12 categories with perfect accuracy in Ukrainian, Polish, and Romanian. Notably, the smaller Qwen3-VL-2B (92.93) secures second place, outperforming larger models like Qwen2.5-VL-3B. Japanese remains the primary bottleneck; while HunyuanOCR maintains 76.76, most other models drop below 60%. Conversely, languages like Indonesian and Portuguese appear saturated with near-perfect scores. dots.ocr is compromised by layout ambiguity, frequently misclassifying catalogs as tables (see Appendix C). In contrast, MinerU2.5 (avg. 26.35) struggles with complex layouts, scoring zero in three languages.

Evaluation of Reading Order: Table 11 presents the evaluation results for reading order prediction. dots.ocr and HunyuanOCR demonstrate the most robust and sophisticated spatial layout understanding, achieving top average scores of 95.75 and 95.11, respectively. While performance converges on standard layouts, evidenced by the top three models all reaching 96.67 on Chinese, significant gaps emerge in scripts with complex directionality. Notably, DeepSeekOCR achieves near-perfect performance (99.63) on Arabic, suggesting superior capability in han-

Table 12. Layout-dependent performance evaluation. Scores reflect end-to-end parsing capabilities, where layout and reading order alignment become the primary factors determining the final metric.

MODEL	SIZE	OVERALL	TEXT	FORMULA	TABLE	CODE	CATALOG	READ ORDER
DOTS.OCR	3B	80.68	88.46	67.29	77.57	95.38	88.26	97.18
GEMINI 3	-	79.14	87.44	69.16	72.64	93.05	94.31	95.63
DEEPSEEKOCR	3B-A570M	76.96	86.64	58.21	78.32	92.26	88.26	94.36
PADDLEOCR-VL	0.9B	76.40	78.86	60.75	73.25	96.29	93.04	95.19
HUNYUANOCR	1B	76.08	84.84	59.09	72.71	97.07	95.36	96.45
QWEN3-VL-2B	2B	72.68	80.34	58.39	67.11	92.38	93.76	92.53
MINERU2.5	1.2B	63.61	40.20	50.91	75.11	72.41	21.61	64.80
QWEN2.5-VL-3B	3B	62.97	69.68	50.70	55.97	86.69	92.54	82.23

dling intricate script-specific spatial structures compared to PaddleOCR-VL (76.81), which struggles to resolve the correct reading path in visually complex scripts. Interestingly, the smaller Qwen3-VL-2B secures the highest score in Sanskrit (89.90), outperforming the overall leaders. Ultimately, dots.ocr secures the first place primarily due to its exceptional generalization in the Other category (94.90), whereas models like Qwen2.5-VL suffer severe degradation (40.68) outside of common distributions. Besides, comprehensive results for each language are listed in Appendix B.2.4.

5.4. Layout-Dependent Evaluation

To rigorously assess the models’ end-to-end capabilities in real-world scenarios, we extend our analysis beyond the decoupled metrics. In previous sections, content recognition was evaluated on pre-cropped patches with human-verified layouts. While this effectively isolates character-level recognition capabilities, it abstracts away the inherent challenge of layout detection. To bridge this gap and address the modality constraints of real-world document parsing, we introduce a *layout-dependent evaluation* following the `quick_match` protocol from OmniDocBench (Ouyang et al., 2025). In this setting, layout misclassifications and reading order alignment become the primary factors determining the final content score.

As presented in Table 12, enforcing layout constraints shatters any illusion of a performance ceiling, resulting in a significant drop across all models. For instance, HunyuanOCR’s overall score decreases from 92.42 (decoupled) to 76.08. Task-level metrics reveal a fragmented landscape: while dots.ocr excels in Text (88.46), DeepSeekOCR leads in Tables (78.32), and HunyuanOCR dominates Code (97.07). This confirms complex layout detection remains a primary bottleneck. Despite these drops, the relative hierarchy of model capabilities remains robust, validating our decoupled findings and proving the benchmark provides ample headroom for future advancements.

Notably, specialized models demonstrate exceptional resilience in this end-to-end setting. dots.ocr emerges as the leader with an overall score of 80.68, outperforming the

much larger Gemini 3 (79.14). While Gemini 3 exhibits strong general recognition capabilities (leading in Formula with 69.16), its performance on highly structured elements like Tables (72.64) indicates that simply scaling up parameters is not a silver bullet for complex document layouts. This reinforces the necessity of specialized, structure-aware architectures for global document intelligence.

6. Conclusion

In this work, we present **MORE**, a comprehensive benchmark covering 149 languages and complex document elements to bridge the evaluation gap in multilingual parsing. Our extensive experiments reveal that while state-of-the-art VLMs have achieved impressive proficiency in text recognition for high-resource languages, significant bottlenecks remain in **structural understanding** (e.g., tables) and adaptability to **long-tail scripts**. By providing a rigorous testbed that exposes these specific limitations, MORE serves as a critical diagnostic tool, urging the community to move beyond simple character recognition toward developing truly robust, structure-aware, and universally inclusive document understanding systems. In future iterations, we plan to further expand the coverage of underrepresented structural elements across long-tail languages to provide an even more granular and balanced evaluation.

Impact Statement

This work addresses the critical *knowledge blind spot* in modern AI by establishing a quantitative baseline for document parsing across 149 languages. We acknowledge that the sampling of complex structural elements remains sparse for rare languages. In future iterations, we are committed to expanding the coverage of these underrepresented elements and developing more objective, multi-dimensional evaluation protocols. Furthermore, as high-precision parsing still faces reliability bottlenecks in critical domains, practitioners must strictly implement safeguards against privacy breaches and hallucinations when deploying these technologies in real-world applications.

References

- Achiam, J., Adler, S., Agarwal, S., Ahmad, L., Akkaya, I., Aleman, F. L., Almeida, D., Altenschmidt, J., Altman, S., Anadkat, S., et al. GPT-4 technical report. *arXiv preprint arXiv:2303.08774*, 2023.
- Bai, S., Cai, Y., Chen, R., Chen, K., Chen, X., Cheng, Z., Deng, L., Ding, W., Gao, C., Ge, C., et al. Qwen3-VL technical report. *arXiv preprint arXiv:2511.21631*, 2025a.
- Bai, S., Chen, K., Liu, X., Wang, J., Ge, W., Song, S., Dang, K., Wang, P., Wang, S., Tang, J., et al. Qwen2.5-VL technical report. *arXiv preprint arXiv:2502.13923*, 2025b.
- Blecher, L., Cucurull, G., Scialom, T., and Stojnic, R. Nougat: Neural optical understanding for academic documents. *arXiv preprint arXiv:2308.13418*, 2023.
- Chen, Z., Wu, J., Wang, W., Su, W., Chen, G., Xing, S., Zhong, M., Zhang, Q., Zhu, X., Lu, L., et al. InternVL: Scaling up vision foundation models and aligning for generic visual-linguistic tasks. In *Proceedings of the IEEE Conference on Computer Vision and Pattern Recognition*, pp. 24185–24198, 2024.
- Comanici, G., Bieber, E., Schaekermann, M., Pasupat, I., Sachdeva, N., Dhillon, I., Blistein, M., Ram, O., Zhang, D., Rosen, E., et al. Gemini 2.5: Pushing the frontier with advanced reasoning, multimodality, long context, and next generation agentic capabilities. *arXiv preprint arXiv:2507.06261*, 2025.
- Cui, C., Sun, T., Liang, S., Gao, T., Zhang, Z., Liu, J., Wang, X., Zhou, C., Liu, H., Lin, M., et al. PaddleOCR-VL: Boosting multilingual document parsing via a 0.9B ultra-compact vision-language model. *arXiv preprint arXiv:2510.14528*, 2025.
- Feng, H., Wei, S., Fei, X., Shi, W., Han, Y., Liao, L., Lu, J., Wu, B., Liu, Q., Lin, C., et al. Dolphin: Document image parsing via heterogeneous anchor prompting. *arXiv preprint arXiv:2505.14059*, 2025.
- Goyal, N., Gao, C., Chaudhary, V., Chen, P.-J., Wenzek, G., Ju, D., Krishnan, S., Ranzato, M., Guzmán, F., and Fan, A. The Flores-101 evaluation benchmark for low-resource and multilingual machine translation. *Transactions of the Association for Computational Linguistics*, 10:522–538, 2022.
- Guo, D., Wu, F., Zhu, F., Leng, F., Shi, G., Chen, H., Fan, H., Wang, J., Jiang, J., Wang, J., et al. Seed1.5-VL technical report. *arXiv preprint arXiv:2505.07062*, 2025.
- Joulin, A., Grave, E., Bojanowski, P., Douze, M., Jégou, H., and Mikolov, T. FastText.zip: Compressing text classification models. *arXiv preprint arXiv:1612.03651*, 2016.
- Kim, G., Hong, T., Yim, M., Nam, J., Park, J., Yim, J., Hwang, W., Yun, S., Han, D., and Park, S. OCR-free document understanding transformer. In *Proceedings of the European Conference on Computer Vision*, pp. 498–517, 2022.
- Levenshtein, V. I. Binary codes capable of correcting deletions, insertions, and reversals. *Soviet physics doklady*, 10:707–710, 1966.
- Lewis, P., Perez, E., Piktus, A., Petroni, F., Karpukhin, V., Goyal, N., Küttler, H., Lewis, M., Yih, W.-t., Rocktäschel, T., et al. Retrieval-augmented generation for knowledge-intensive NLP tasks. *Proceedings of the Advances in Neural Information Processing Systems*, 33:9459–9474, 2020.
- Li, G., Shen, H., and Zhou, Y. Beyond cropped regions: new benchmark and corresponding baseline for chinese scene text retrieval in diverse layouts. *arXiv preprint arXiv:2506.04999*, 2025a.
- Li, G., Lyu, P., Zhang, C., Shen, H., Wu, L., Wan, X., Zeng, G., Hu, H., Ma, C., and Zhou, Y. Towards real-world document parsing via realistic scene synthesis and document-aware training. *arXiv preprint arXiv:2603.23885*, 2026a.
- Li, G., Peng, S., Wan, X., Zhang, C., Feng, H., Xu, X., Wu, P., Li, B., Ding, Z., Liu, Y., et al. Chronicles-OCR: A cross-temporal perception benchmark for the evolutionary trajectory of chinese characters. *arXiv preprint arXiv:2605.11960*, 2026b.
- Li, G., Zhang, C., Liang, Y., Shen, H., Zhang, Y., Lyu, P., Wang, W., Wan, X., Zeng, G., Hu, H., et al. MMTIT-Bench: A multilingual and multi-scenario benchmark with cognition-perception-reasoning guided text-image machine translation. *arXiv preprint arXiv:2603.23896*, 2026c.
- Li, Y., Yang, G., Liu, H., Wang, B., and Zhang, C. dots.ocr: Multilingual document layout parsing in a single vision-language model. *arXiv preprint arXiv:2512.02498*, 2025b.
- Li, Z., Lin, Z., Liu, Q., Zhang, Z., Zhang, S., Guo, Z., Song, J., Zhang, J., Bai, X., and Liu, Y. MDPBench: A benchmark for multilingual document parsing in real-world scenarios. *arXiv preprint arXiv:2603.28130*, 2026d.
- Liu, C., Wei, H., Chen, J., Kong, L., Ge, Z., Zhu, Z., Zhao, L., Sun, J., Han, C., and Zhang, X. Focus anywhere for fine-grained multi-page document understanding. *arXiv preprint arXiv:2405.14295*, 2024.

- Lv, T., Huang, Y., Chen, J., Zhao, Y., Jia, Y., Cui, L., Ma, S., Chang, Y., Huang, S., Wang, W., et al. Kosmos-2.5: A multimodal literate model. *arXiv preprint arXiv:2309.11419*, 2023.
- Nayef, N., Yin, F., Bizid, I., Choi, H., Feng, Y., Karatzas, D., Luo, Z., Pal, U., Rigaud, C., Chazalon, J., et al. ICDAR2017 robust reading challenge on multi-lingual scene text detection and script identification-rrc-mlt. In *Proceedings of the IAPR International Conference on Document Analysis and Recognition*, volume 1, pp. 1454–1459, 2017.
- Ouyang, L., Qu, Y., Zhou, H., Zhu, J., Zhang, R., Lin, Q., Wang, B., Zhao, Z., Jiang, M., Zhao, X., et al. OmniDocBench: Benchmarking diverse PDF document parsing with comprehensive annotations. In *Proceedings of the Computer Vision and Pattern Recognition Conference*, pp. 24838–24848, 2025.
- Peng, Y., Li, H., Wu, P., Zhang, Y., Sun, X., and Wu, F. D-FINE: Redefine regression task in DETRs as fine-grained distribution refinement. *arXiv preprint arXiv:2410.13842*, 2024.
- Poznanski, J., Rangapur, A., Borchardt, J., Dunkelberger, J., Huff, R., Lin, D., Wilhelm, C., Lo, K., and Soldaini, L. olmOCR: Unlocking trillions of tokens in PDFs with vision language models. *arXiv preprint arXiv:2502.18443*, 2025.
- Tang, J., Liu, Q., Ye, Y., Lu, J., Wei, S., Wang, A.-L., Lin, C., Feng, H., Zhao, Z., Wang, Y., et al. MTVQA: Benchmarking multilingual text-centric visual question answering. In *Findings of the Association for Computational Linguistics: ACL 2025*, pp. 7748–7763, 2025.
- Team, H. V., Lyu, P., Wan, X., Li, G., Peng, S., Wang, W., Wu, L., Shen, H., Zhou, Y., Tang, C., et al. HunyuanOCR technical report. *arXiv preprint arXiv:2511.19575*, 2025.
- Touvron, H., Lavril, T., Izacard, G., Martinet, X., Lachaux, M.-A., Lacroix, T., Rozière, B., Goyal, N., Hambro, E., Azhar, F., et al. LLaMA: Open and efficient foundation language models. *arXiv preprint arXiv:2302.13971*, 2023.
- Turski, M., Stanisławek, T., Kaczmarek, K., Dyda, P., and Graliński, F. CCpdf: Building a high quality corpus for visually rich documents from web crawl data. In *International Conference on Document Analysis and Recognition*, pp. 348–365. Springer, 2023.
- Wang, B., Wu, F., Ouyang, L., Gu, Z., Zhang, R., Xia, R., Shi, B., Zhang, B., and He, C. Image over text: Transforming formula recognition evaluation with character detection matching. In *Proceedings of the Computer Vision and Pattern Recognition Conference*, pp. 19681–19690, 2025.
- Wei, H., Kong, L., Chen, J., Zhao, L., Ge, Z., Yang, J., Sun, J., Han, C., and Zhang, X. Vary: Scaling up the vision vocabulary for large vision-language model. In *Proceedings of the European Conference on Computer Vision*, pp. 408–424, 2024a.
- Wei, H., Liu, C., Chen, J., Wang, J., Kong, L., Xu, Y., Ge, Z., Zhao, L., Sun, J., Peng, Y., et al. General OCR theory: Towards OCR-2.0 via a unified end-to-end model. *arXiv preprint arXiv:2409.01704*, 2024b.
- Wei, H., Sun, Y., and Li, Y. Deepseek-OCR: Contexts optical compression. *arXiv preprint arXiv:2510.18234*, 2025.
- Yang, Z., Tang, J., Li, Z., Wang, P., Wan, J., Zhong, H., Liu, X., Yang, M., Wang, P., Bai, S., et al. CC-OCR: A comprehensive and challenging OCR benchmark for evaluating large multimodal models in literacy. In *Proceedings of the IEEE International Conference on Computer Vision*, pp. 21744–21754, 2025.
- Zhong, X., ShafieiBavani, E., and Jimeno Yepes, A. Image-based table recognition: data, model, and evaluation. In *Proceedings of the European Conference on Computer Vision*, pp. 564–580, 2020.

In this supplementary material, we present a comprehensive breakdown of our methodology and additional experimental results. Specifically, Section A elucidates the definitions and formulations of the metrics employed. Section B details the composition of our benchmark datasets, followed by extensive reports on monolingual performance and fine-grained analysis of individual elements. Lastly, Section C provides qualitative visualizations of model outputs to offer further insights.

A. Formal Definitions of Metrics

In this section, we provide the formulations for the evaluation metrics introduced in Section 4. To ensure consistency across all definitions, let N denote the total number of samples in the evaluation set, and the subscript i denote the i -th sample.

A.1. Sequential Elements (NED)

For linear text sequences, including *Text Recognition*, *Code Recognition*, *Catalog Recognition*, and *Reading Order Prediction*, we employ Normalized Edit Distance (NED) to measure accuracy.

Let P_i and G_i represent the predicted text sequence and the ground truth sequence for the i -th sample, respectively. The metric is defined as:

$$\text{NED} = 1 - \frac{1}{N} \sum_{i=1}^N \frac{\text{EditDist}(P_i, G_i)}{\max(|P_i|, |G_i|)} \quad (4)$$

where $\text{EditDist}(\cdot, \cdot)$ denotes the Levenshtein distance, and $\text{len}(\cdot)$ represents the string length. A higher NED score indicates better performance. Note that for Code and Catalog tasks, task-specific normalizations (e.g., indentation standardization) are applied to P_i and G_i prior to calculation.

A.2. Structured Elements (TEDS)

For *Table Recognition*, we evaluate both structural and content accuracy using Tree Edit Distance-based Similarity (TEDS) based on HTML format.

Let $T_{p,i}$ and $T_{g,i}$ denote the HTML trees of the prediction and ground truth for the i -th sample, respectively. The TEDS score is calculated as:

$$\text{TEDS} = 1 - \frac{1}{N} \sum_{i=1}^N \frac{\text{TreeEditDist}(T_{p,i}, T_{g,i})}{\max(|T_{p,i}|, |T_{g,i}|)} \quad (5)$$

where $\text{TreeEditDist}(\cdot, \cdot)$ represents the minimum number of node edit operations (insertion, deletion, substitution) required to transform $T_{p,i}$ into $T_{g,i}$, and $|T|$ denotes the number of nodes in the tree.

A.3. Mathematical Expressions (CDM)

For *Formula Recognition*, we utilize Character Detection Matching (CDM) metric (Wang et al., 2025) based on LaTeX.

Following (Wang et al., 2025), we render LaTeX pairs (P_i, G_i) into images to perform spatial character matching, calculating the score as:

$$\text{CDM} = \frac{1}{N} \sum_{i=1}^N \frac{2 \cdot TP_i}{2 \cdot TP_i + FP_i + FN_i} \quad (6)$$

where TP_i denotes the number of matched bounding box pairs, while FP_i and FN_i represent the count of unmatched bounding boxes in the prediction and ground truth, respectively.

A.4. Overall Score Calculation

To provide a holistic assessment of model capability, the **Overall Score** is calculated as the arithmetic mean of these distinct task scores. This decoupled formulation prevents performance in one dominant modality from overshadowing others:

$$\text{Overall} = \frac{1}{6} \left(\text{TEDS} + \text{CDM} + \sum_{k \in \mathcal{S}} \text{NED}_k \right) \quad (7)$$

where TEDS and CDM correspond to Table and Formula recognition scores, and $\mathcal{S} = \{\text{Text, Code, Catalog, Order}\}$ denotes the set of tasks evaluated using NED.

B. Benchmark Statistics and Detailed Results

In this section, we first provide a granular breakdown of the benchmark composition, followed by a comprehensive presentation of our fine-grained evaluation results.

B.1. Benchmark Composition

Tables 13 and 14 detail the benchmark statistics, organized by language family to illustrate linguistic diversity. We further report sample counts for seven document elements, including layout, paragraph, formula, table, catalog, code, and order, offering a granular view of the dataset across all supported languages.

Table 13. Benchmark statistics (Part I: af - mg).

ISO	LANG.	FAMILY	LAY.	PAR.	FOR.	TAB.	COD.	CAT.	ORD.	ISO	LANG.	FAMILY	LAY.	PAR.	FOR.	TAB.	COD.	CAT.	ORD.
AF	AFRIKAANS	LATIN	10	86	0	0	0	0	7	GL	GALICIAN	LATIN	10	156	0	1	0	0	7
ALS	TOSK ALB.	LATIN	8	38	0	0	0	0	5	GN	GUARANI	LATIN	2	3	0	0	0	0	1
AM	AMHARIC	OTHER	10	0	0	0	0	0	1	GOM	KONKANI	SANSKRIT	6	10	0	0	0	0	5
AN	ARAGONESE	LATIN	5	23	0	5	0	0	3	GU	GUJARATI	SANSKRIT	10	8	0	0	0	0	3
AR	ARABIC	ARABIC	10	15	7	0	0	0	4	GV	MANX	LATIN	1	2	0	0	0	0	1
ARZ	EGY. ARAB	ARABIC	9	15	0	0	0	0	3	HE	HEBREW	OTHER	10	10	0	0	0	0	4
AST	ASTURIAN	LATIN	8	88	0	0	0	0	7	HI	HINDI	SANSKRIT	10	18	0	0	0	0	3
AV	AVARIC	CYRILLIC	2	14	0	0	0	0	1	HR	CROATIAN	LATIN	10	123	0	0	0	0	10
AZ	AZERBAIJANI	LATIN	10	93	0	0	0	0	7	HSB	U. SORBIAN	LATIN	9	37	0	0	0	0	5
AZB	S. AZER.	ARABIC	4	4	0	0	0	0	2	HT	HAITIAN	LATIN	9	31	0	0	0	0	4
BA	BASHKIR	CYRILLIC	10	105	0	0	0	0	9	HU	HUNGARIAN	LATIN	10	131	0	0	0	0	10
BAR	BAVARIAN	LATIN	4	2	0	0	0	0	1	HY	ARMENIAN	OTHER	10	31	12	0	0	0	6
BE	BELARUSIAN	CYRILLIC	9	34	0	0	0	0	6	IA	INTERLINGUA	LATIN	8	24	0	1	0	0	4
BG	BULGARIAN	CYRILLIC	10	52	0	0	0	0	7	ID	INDONESIAN	LATIN	8	77	0	0	6	1	7
BN	BENGALI	SANSKRIT	7	5	0	0	0	0	1	IE	INTERLINGUE	LATIN	2	6	0	0	0	0	1
BO	TIBETAN	SANSKRIT	9	0	0	1	0	0	0	ILO	ILOCANO	LATIN	10	56	0	2	0	0	6
BR	BRETON	LATIN	10	52	0	2	0	0	8	IO	IDO	LATIN	9	57	0	0	0	0	7
BS	BOSNIAN	LATIN	10	108	3	3	0	0	8	IS	ICELANDIC	LATIN	10	79	0	0	0	0	10
BXR	BURYAT	CYRILLIC	4	22	0	0	0	0	4	IT	ITALIAN	LATIN	10	76	0	3	2	0	7
CA	CATALAN	LATIN	10	61	12	0	0	0	7	JA	JAPANESE	CHINESE	10	40	0	0	2	3	5
CE	CHECHEN	CYRILLIC	10	131	0	3	0	0	8	JBO	LOJBAN	LATIN	9	36	0	2	0	0	4
CEB	CEBUANO	LATIN	10	31	0	1	0	0	6	JV	JAVANESE	LATIN	8	81	0	0	0	0	8
CKB	C. KURD	ARABIC	9	29	0	0	0	0	1	KA	GEORGIAN	OTHER	10	54	0	0	0	0	4
CS	CZECH	LATIN	9	96	0	0	0	0	9	KK	KAZAKH	CYRILLIC	10	159	0	0	0	0	7
CV	CHUVASH	CYRILLIC	6	93	0	6	0	0	5	KM	KHMER	SANSKRIT	8	5	0	2	0	0	3
CY	WELSH	LATIN	9	94	1	2	0	0	7	KN	KANNADA	SANSKRIT	10	20	0	0	0	0	2
DA	DANISH	LATIN	10	60	0	0	0	0	9	KO	KOREAN	CHINESE	7	53	11	0	0	0	7
DE	GERMAN	LATIN	10	75	0	0	4	9	10	KRC	KARACHAY	CYRILLIC	10	115	0	0	0	0	8
DIQ	ZAZAKI	LATIN	2	14	0	1	0	0	2	KU	KURDISH	LATIN	9	67	0	0	0	0	7
DV	DHIVEHI	OTHER	10	2	0	0	0	0	1	KV	KOMI	CYRILLIC	5	92	0	0	0	0	4
EL	GREEK	OTHER	10	62	0	0	0	2	8	KW	CORNISH	LATIN	9	44	0	0	0	0	6
EO	ESPERANTO	LATIN	10	70	0	0	0	0	8	KY	KYRGYZ	CYRILLIC	10	89	7	2	0	0	6
ES	SPANISH	LATIN	10	80	5	0	7	12	10	LA	LATIN	LATIN	10	60	0	0	0	0	8
ET	ESTONIAN	LATIN	10	100	0	0	0	0	8	LB	LUXEMB.	LATIN	7	123	0	8	0	0	3
EU	BASQUE	LATIN	10	75	1	4	0	0	7	LEZ	LEZGIAN	CYRILLIC	4	63	0	1	0	0	3
FA	PERSIAN	ARABIC	10	31	0	0	0	0	3	LI	LIMBURGISH	LATIN	2	29	0	0	0	0	1
FI	FINNISH	LATIN	7	77	0	0	0	0	7	LMO	LOMBARD	LATIN	8	50	0	0	0	0	5
FR	FRENCH	LATIN	9	68	0	0	3	14	7	LO	LAO	SANSKRIT	10	3	0	0	0	0	1
FY	W. FRISIAN	LATIN	10	31	0	0	0	0	4	LT	LITHUANIAN	LATIN	10	100	0	0	0	0	8
GA	IRISH	LATIN	9	43	0	2	0	0	6	LV	LATVIAN	LATIN	10	182	0	2	0	0	7
GD	SC. GAELIC	LATIN	9	163	0	0	0	0	8	MG	MALAGASY	LATIN	10	76	0	0	0	0	9

Note: Lay.: Layout, Par.: Paragraph, For.: Formula, Tab.: Table, Cod.: Code, Cat.: Catalog, Ord.: Reading Order.

MORE: A Multilingual Document Parsing Benchmark and Evaluation

Table 14. Benchmark statistics (Part II: mhr - yue).

ISO	LANG.	FAMILY	LAY.	PAR.	FOR.	TAB.	COD.	CAT.	ORD.	ISO	LANG.	FAMILY	LAY.	PAR.	FOR.	TAB.	COD.	CAT.	ORD.
MHR	M. MARI	CYRILLIC	9	133	0	1	0	0	5	SD	SINDHI	ARABIC	10	4	0	1	0	0	1
MIN	MINANGK.	LATIN	1	0	0	0	0	0	0	SH	SERBO-CRO.	CYRILLIC	10	92	0	0	0	0	9
MK	MACEDONIAN	CYRILLIC	10	61	0	0	0	0	7	SI	SINHALA	SANSKRIT	9	0	0	0	0	0	0
ML	MALAYALAM	SANSKRIT	10	6	0	0	0	0	3	SK	SLOVAK	LATIN	10	132	0	0	0	0	8
MN	MONGOLIAN	CYRILLIC	10	43	0	0	0	0	6	SL	SLOVENIAN	LATIN	10	90	7	0	0	0	9
MR	MARATHI	SANSKRIT	9	52	0	0	0	0	7	SO	SOMALI	LATIN	8	54	0	0	0	0	5
MS	MALAY	LATIN	10	41	0	0	0	0	5	SQ	ALBANIAN	LATIN	10	58	0	0	0	0	7
MT	MALTESE	LATIN	6	26	0	4	0	0	6	SR	SERBIAN	CYRILLIC	10	116	0	0	0	0	8
MWL	MIRANDESE	LATIN	2	0	0	0	0	0	0	SU	SUNDANESE	LATIN	9	70	0	5	0	0	6
MY	BURMESE	SANSKRIT	10	0	0	1	0	0	0	SV	SWEDISH	LATIN	10	54	0	0	0	0	9
MYV	ERZYA	CYRILLIC	2	1	0	0	0	0	0	SW	SWAHILI	LATIN	10	80	0	0	0	0	7
MZN	MAZANDERANI	ARABIC	10	136	0	0	0	0	10	TA	TAMIL	SANSKRIT	10	10	0	0	0	0	3
NDS	LOW GER.	LATIN	10	26	0	1	0	0	2	TE	TELUGU	SANSKRIT	10	14	0	1	0	0	4
NE	NEPALI	SANSKRIT	10	54	0	1	0	0	8	TG	TAJK	CYRILLIC	10	74	0	0	0	0	10
NEW	NEWAR	SANSKRIT	2	24	0	0	0	0	2	TH	THAI	SANSKRIT	10	40	0	0	0	0	7
NL	DUTCH	LATIN	10	138	0	0	0	0	10	TK	TURKMEN	LATIN	10	32	0	1	0	0	5
NN	NYNORSK	LATIN	10	103	3	2	0	0	10	TL	TAGALOG	LATIN	10	75	0	1	0	0	9
NO	NORWEGIAN	LATIN	9	51	0	0	0	0	8	TR	TURKISH	LATIN	10	89	0	0	0	3	7
OC	OCCITAN	LATIN	4	38	0	3	0	0	2	TT	TATAR	CYRILLIC	9	132	7	0	0	0	6
OR	ODIA	SANSKRIT	9	1	0	0	0	0	1	TYV	TUVAN	CYRILLIC	2	13	0	0	0	0	1
OS	OSSETIAN	CYRILLIC	3	12	0	0	0	0	1	UG	UYGHUR	ARABIC	10	18	0	0	0	0	2
PA	PUNJABI	SANSKRIT	10	15	0	3	0	0	4	UK	UKRAINIAN	CYRILLIC	10	92	0	0	0	4	9
PAM	KAPAM.	LATIN	2	43	0	0	0	0	1	UR	URDU	ARABIC	9	4	0	0	0	0	0
PL	POLISH	LATIN	10	56	0	0	16	2	9	UZ	UZBEK	LATIN	10	81	0	1	0	0	7
PMS	PIEDMONT.	LATIN	6	18	0	0	0	0	3	VEC	VENETIAN	LATIN	2	18	0	2	0	0	2
PNB	W. PUNJABI	ARABIC	10	10	1	0	0	0	1	VI	VIETNAMESE	LATIN	8	65	2	0	0	0	7
PS	PASHTO	ARABIC	9	9	0	0	0	0	1	WA	WALLOON	LATIN	2	33	0	0	0	0	1
PT	PORTUGUESE	LATIN	10	80	0	0	7	3	9	WAR	WARAY	LATIN	9	95	0	10	0	0	8
QU	QUECHUA	LATIN	10	40	0	2	0	0	6	WUU	WU CHIN.	CHINESE	6	51	0	0	0	0	5
RM	ROMANSH	LATIN	5	15	0	0	0	0	2	XAL	KALMYK	CYRILLIC	1	25	0	0	0	0	1
RO	ROMANIAN	LATIN	9	103	0	0	0	2	8	XMF	MINGRELIAN	OTHER	10	110	0	0	0	0	10
RU	RUSSIAN	CYRILLIC	10	88	0	0	26	49	6	YI	YIDDISH	OTHER	10	58	0	0	0	0	2
SA	SANSKRIT	SANSKRIT	10	40	3	0	0	0	7	YUE	CANTONESE	CHINESE	7	12	0	0	0	0	3
SAH	YAKUT	CYRILLIC	10	149	0	0	0	0	8										

Note: Lay.: Layout, Par.: Paragraph, For.: Formula, Tab.: Table, Cod.: Code, Cat.: Catalog, Ord.: Reading Order.

B.2. Detailed Evaluation Results

In this section, we provide the comprehensive breakdown of the extensive evaluation results for all languages and models across the four critical metrics. The following tables present the granular statistics for Overall Score, Text Score, Table Score, and Reading Order, respectively.

B.2.1. EVALUATION ON OVERALL SCORE

We report the extensive monolingual overall scores for the MORE benchmark in Tables 15 and 16, offering an in-depth and holistic view of diverse model performance.

Table 15. Overall evaluation (Part I: af - de).

ISO	FAMILY	HY.	QW3	QW2.5	DOTS	PD.	DS	MIN.	ISO	FAMILY	HY.	QW3	QW2.5	DOTS	PD.	DS	MIN.
AF	LATIN	<u>99.38</u>	98.34	82.22	99.90	97.89	93.84	47.32	BN	SANSKRIT	<u>90.69</u>	91.16	66.54	63.11	57.81	61.70	50.00
ALS	LATIN	96.78	96.28	91.38	93.83	<u>96.58</u>	89.73	43.84	BO	SANSKRIT	<u>89.05</u>	84.12	66.67	89.28	66.83	88.75	66.86
AM	OTHER	10.00	0.00	0.00	0.00	0.00	0.00	<u>1.00</u>	BR	LATIN	92.20	95.21	87.76	62.53	97.14	<u>95.50</u>	30.31
AN	LATIN	91.30	94.29	80.91	97.33	<u>95.52</u>	94.19	68.44	BS	LATIN	<u>92.53</u>	88.19	83.84	91.95	95.91	90.34	69.63
AR	ARABIC	94.56	73.65	87.80	<u>90.01</u>	79.82	81.33	36.01	BXR	CYRILLIC	<u>97.25</u>	96.27	91.15	97.34	96.47	94.47	25.62
ARZ	ARABIC	94.84	80.03	76.19	<u>94.80</u>	86.33	84.69	33.34	CA	LATIN	89.98	87.28	83.97	95.35	<u>92.65</u>	83.08	49.23
AST	LATIN	<u>96.95</u>	91.66	85.68	97.06	95.27	87.19	46.98	CE	CYRILLIC	94.28	81.29	<u>85.42</u>	82.39	83.85	81.37	18.80
AV	CYRILLIC	96.70	92.78	65.71	<u>97.22</u>	96.22	97.44	15.64	CEB	LATIN	78.85	64.50	69.19	70.18	65.69	89.28	19.20
AZ	LATIN	<u>98.15</u>	89.88	94.75	98.69	93.35	89.04	55.77	CKB	ARABIC	82.34	41.02	<u>83.05</u>	83.24	78.27	72.47	0.20
AZB	ARABIC	96.51	<u>94.32</u>	93.14	93.19	70.44	75.34	25.00	CS	LATIN	<u>98.98</u>	94.78	<u>96.77</u>	99.58	97.37	98.34	80.25
BA	CYRILLIC	89.81	<u>85.92</u>	82.13	<u>89.12</u>	89.07	85.76	33.00	CV	CYRILLIC	81.19	74.63	68.02	<u>76.09</u>	74.26	74.37	34.41
BAR	LATIN	98.56	98.06	98.56	98.56	97.01	98.13	50.00	CY	LATIN	<u>89.79</u>	68.15	84.84	63.72	80.65	91.77	18.07
BE	CYRILLIC	<u>97.13</u>	96.58	94.09	97.28	96.41	94.25	41.24	DA	LATIN	95.81	<u>99.90</u>	99.74	99.97	99.38	93.27	59.11
BG	CYRILLIC	99.05	95.66	89.25	94.25	<u>96.91</u>	92.87	16.80	DE	LATIN	98.10	<u>97.80</u>	92.51	94.20	97.24	90.74	81.33

Note: HY.: HunyuanOCR, Qw3: Qwen3-VL-2B, Qw2.5: Qwen2.5-VL-3B, DOTS: dots.ocr, PD.: PaddleOCR-VL, DS: DeepSeekOCR, Min.: MinerU2.5.

MORE: A Multilingual Document Parsing Benchmark and Evaluation

Table 16. Overall evaluation (Part II: diq - yue).

ISO	FAMILY	HY.	Qw3	Qw2.5	DOTS	PD.	DS	MIN.	ISO	FAMILY	HY.	Qw3	Qw2.5	DOTS	PD.	DS	MIN.
DIQ	LATIN	77.24	77.26	71.28	77.91	77.06	74.68	46.99	MS	LATIN	97.03	90.06	79.93	90.58	97.06	94.42	68.75
DV	OTHER	<u>87.50</u>	58.37	100.0	66.66	68.34	58.62	0.00	MT	LATIN	<u>95.56</u>	89.54	88.99	85.76	96.18	94.59	42.09
EL	OTHER	94.05	90.17	85.04	91.91	<u>93.06</u>	92.33	28.81	MWL	LATIN	2.00	<u>0.00</u>	0.00	0.00	0.00	0.00	0.00
EO	LATIN	98.62	98.19	92.09	<u>98.45</u>	<u>97.62</u>	96.78	76.79	MY	SANSKRIT	3.57	50.94	<u>49.60</u>	0.00	0.00	0.00	0.00
ES	LATIN	97.25	84.25	91.69	<u>92.81</u>	92.40	82.32	61.35	MYV	CYRILLIC	49.21	48.29	48.09	48.34	49.04	<u>49.12</u>	0.00
ET	LATIN	99.06	95.06	88.56	<u>98.85</u>	96.32	92.35	40.03	MZN	ARABIC	100.0	99.94	99.95	100.0	99.41	<u>93.70</u>	74.84
EU	LATIN	96.78	91.69	82.91	84.90	91.49	<u>95.25</u>	33.73	NDS	LATIN	93.16	88.48	79.95	<u>90.35</u>	89.96	86.22	38.47
FA	ARABIC	87.89	94.97	<u>91.22</u>	87.59	90.38	81.54	18.52	NE	SANSKRIT	95.68	90.39	85.07	60.95	<u>94.58</u>	48.82	24.07
FI	LATIN	91.59	97.27	81.40	<u>96.70</u>	96.48	69.52	35.48	NEW	SANSKRIT	<u>88.76</u>	84.79	75.07	86.94	89.77	66.92	50.00
FR	LATIN	95.62	<u>95.72</u>	95.16	92.29	97.01	93.31	67.02	NL	LATIN	99.97	99.90	84.75	<u>99.95</u>	95.70	91.19	69.47
FY	LATIN	99.44	93.06	<u>98.23</u>	97.65	93.69	94.86	53.15	NN	LATIN	95.50	<u>89.02</u>	79.83	85.05	82.85	79.74	42.22
GA	LATIN	90.18	82.58	83.22	65.46	<u>87.03</u>	63.19	48.17	NO	LATIN	99.92	99.71	93.30	99.92	99.28	99.16	81.09
GD	LATIN	<u>95.78</u>	88.78	85.27	97.52	95.26	89.56	50.23	OC	LATIN	86.41	81.08	92.16	<u>87.11</u>	67.77	78.95	46.38
GL	LATIN	<u>94.64</u>	94.58	92.97	95.05	94.63	89.11	53.52	OR	SANSKRIT	12.50	50.00	0.00	<u>37.50</u>	12.50	<u>43.18</u>	0.00
GN	LATIN	98.84	98.08	48.26	99.22	99.22	97.88	81.01	OS	CYRILLIC	97.95	95.96	95.29	96.53	96.03	<u>97.25</u>	51.34
GOM	SANSKRIT	93.62	91.28	90.34	<u>92.86</u>	92.20	86.31	50.10	PA	SANSKRIT	59.43	<u>48.69</u>	47.60	45.91	36.37	26.87	10.63
GU	SANSKRIT	70.96	<u>69.35</u>	49.03	52.62	61.88	39.28	36.02	PAM	LATIN	88.75	83.97	55.25	<u>86.69</u>	80.47	82.46	4.71
GV	LATIN	100.0	<u>99.42</u>	49.96	99.66	100.0	100.0	50.05	PL	LATIN	99.10	96.41	93.82	<u>98.75</u>	98.38	96.84	51.14
HE	OTHER	83.53	45.23	35.23	<u>78.71</u>	38.35	57.70	12.50	PMS	LATIN	99.17	89.80	80.14	92.62	94.00	<u>95.47</u>	54.80
HI	SANSKRIT	95.85	95.30	94.89	<u>95.44</u>	95.35	73.65	33.96	PNB	ARABIC	49.97	<u>87.23</u>	87.08	84.31	89.26	41.23	47.65
HR	LATIN	99.16	99.29	92.31	99.45	99.45	99.17	63.70	PS	ARABIC	85.44	<u>93.02</u>	40.43	92.12	94.52	76.19	5.42
HSB	LATIN	96.31	97.20	<u>97.60</u>	98.00	97.38	94.23	51.86	PT	LATIN	<u>99.56</u>	96.96	93.72	94.67	99.72	93.22	52.78
HT	LATIN	<u>99.91</u>	99.48	95.39	99.96	97.57	99.38	65.44	QU	LATIN	68.06	74.25	69.66	62.78	66.41	59.41	41.82
HU	LATIN	99.73	98.80	99.04	99.19	<u>99.37</u>	99.26	63.35	RM	LATIN	<u>99.69</u>	99.15	95.62	99.78	99.65	89.60	19.51
HY	OTHER	<u>68.82</u>	47.56	54.48	81.96	63.03	68.77	35.32	RO	LATIN	99.42	98.12	97.41	<u>99.37</u>	96.56	97.22	78.78
IA	LATIN	97.94	95.85	95.39	97.51	<u>97.63</u>	96.29	26.93	RU	CYRILLIC	99.02	96.03	95.80	94.84	<u>98.31</u>	86.97	34.44
ID	LATIN	98.18	98.51	94.58	95.57	99.40	98.10	55.10	SA	SANSKRIT	93.40	62.61	58.65	95.83	<u>95.35</u>	76.98	15.72
IE	LATIN	<u>94.05</u>	43.39	88.98	98.14	91.52	87.34	50.00	SAH	CYRILLIC	88.76	89.81	81.46	<u>90.34</u>	90.52	84.81	9.87
ILO	LATIN	98.71	83.63	94.98	64.03	<u>97.01</u>	96.61	59.91	SD	ARABIC	87.74	<u>86.32</u>	61.76	53.73	23.76	78.68	33.33
IO	LATIN	<u>99.77</u>	99.65	99.34	99.80	99.69	91.53	83.31	SH	CYRILLIC	<u>99.12</u>	97.55	98.59	98.09	99.75	98.15	77.09
IS	LATIN	<u>99.20</u>	99.03	93.41	99.87	97.72	98.44	78.33	SK	LATIN	<u>99.06</u>	88.68	91.72	99.66	98.33	96.57	48.80
IT	LATIN	98.70	90.45	<u>98.39</u>	83.10	83.02	80.40	52.14	SL	LATIN	97.82	96.65	87.91	<u>97.66</u>	94.97	91.01	78.98
JA	CHINESE	89.67	84.96	77.16	82.09	82.94	<u>85.84</u>	50.59	SO	LATIN	96.98	95.18	83.16	99.73	99.62	92.86	49.03
JBO	LATIN	98.82	<u>93.81</u>	81.65	65.73	90.51	<u>90.66</u>	49.09	SQ	LATIN	<u>98.20</u>	97.11	93.06	98.75	97.50	94.51	58.70
JV	LATIN	96.30	<u>99.16</u>	80.21	99.29	97.48	95.55	51.07	SR	CYRILLIC	98.75	<u>99.66</u>	98.34	99.93	99.65	90.92	68.73
KA	OTHER	<u>84.43</u>	65.75	28.24	91.44	45.94	77.19	0.37	SU	LATIN	99.67	<u>99.45</u>	98.78	92.88	92.84	91.88	39.43
KK	CYRILLIC	<u>92.89</u>	87.59	82.40	94.80	92.31	87.34	29.04	SV	LATIN	99.70	<u>99.57</u>	99.35	99.56	99.52	95.47	84.95
KM	SANSKRIT	58.57	<u>43.15</u>	36.22	28.22	40.91	37.86	16.55	SW	LATIN	98.75	97.86	90.71	98.77	98.29	97.00	74.31
KN	SANSKRIT	<u>57.92</u>	45.66	43.34	86.31	19.14	24.21	3.81	TA	SANSKRIT	88.00	91.14	57.40	98.58	88.56	87.24	16.66
KO	CHINESE	98.46	71.51	92.88	<u>97.35</u>	94.90	94.79	52.17	TE	SANSKRIT	84.98	<u>74.37</u>	43.93	53.71	65.11	55.86	17.27
KRC	CYRILLIC	<u>98.38</u>	94.38	85.89	98.23	98.75	87.11	12.81	TG	CYRILLIC	<u>98.16</u>	<u>97.66</u>	85.30	98.27	97.03	90.62	25.79
KU	LATIN	98.44	97.13	97.13	99.52	<u>99.15</u>	98.13	53.84	TH	SANSKRIT	99.19	93.30	73.63	<u>98.77</u>	99.00	97.45	28.57
KV	CYRILLIC	92.35	89.53	69.25	<u>92.28</u>	88.80	83.18	23.82	TK	LATIN	96.80	92.33	86.19	65.50	85.05	<u>95.78</u>	75.70
KW	LATIN	89.30	76.12	72.65	<u>93.41</u>	76.61	93.60	63.13	TL	LATIN	98.81	98.36	97.69	99.40	95.24	<u>96.43</u>	22.67
KY	CYRILLIC	<u>88.26</u>	68.94	68.25	82.77	90.38	83.59	39.20	TR	LATIN	99.74	98.33	97.18	<u>99.55</u>	99.16	96.60	59.28
LA	LATIN	<u>99.34</u>	99.14	99.03	99.25	99.52	94.55	74.11	TT	CYRILLIC	93.28	89.13	90.40	<u>92.88</u>	92.30	85.11	46.49
LB	LATIN	93.12	87.13	<u>92.04</u>	81.17	91.93	84.00	46.77	TYV	CYRILLIC	96.80	92.30	71.32	<u>96.37</u>	<u>96.55</u>	96.34	0.51
LEZ	CYRILLIC	70.22	77.08	51.69	63.48	<u>71.85</u>	54.72	11.23	UG	ARABIC	87.90	<u>87.10</u>	59.63	60.98	76.48	76.41	0.00
LI	LATIN	98.14	97.75	93.40	99.92	<u>97.92</u>	95.88	50.00	UK	CYRILLIC	95.33	<u>95.18</u>	89.56	93.89	98.74	<u>95.85</u>	25.64
LMO	LATIN	98.64	97.24	76.34	<u>98.22</u>	97.61	93.23	67.14	UR	ARABIC	64.76	42.15	41.16	53.80	61.19	70.54	0.00
LO	SANSKRIT	64.50	50.98	<u>62.80</u>	0.89	56.08	50.70	0.00	UZ	LATIN	96.21	78.23	90.57	65.20	<u>93.18</u>	92.01	32.30
LT	LATIN	99.43	98.33	97.88	99.74	97.42	<u>99.45</u>	69.72	VEC	LATIN	<u>77.57</u>	<u>80.75</u>	81.85	78.80	74.88	80.16	38.41
LV	LATIN	<u>89.97</u>	75.24	75.65	81.63	92.31	73.98	35.61	VI	LATIN	98.12	<u>97.76</u>	85.37	97.54	95.35	62.86	57.88
MG	LATIN	96.60	91.69	90.88	99.76	<u>98.10</u>	93.97	59.31	WA	LATIN	<u>98.19</u>	94.93	97.22	99.08	90.81	96.11	5.00
MHR	CYRILLIC	81.78	91.68	74.23	<u>82.92</u>	54.69	72.57	1.23	WAR	LATIN	76.11	62.36	<u>66.37</u>	56.45	58.97	55.03	27.03
MIN	LATIN	1.00	<u>0.00</u>	0.00	0.00	0.00	0.00	0.00	WUU	CHINESE	95.22	86.94	65.42	<u>95.07</u>	85.42	87.09	34.83
MK	CYRILLIC	93.37	90.61	88.61	<u>90.62</u>	90.12	87.79	33.03	XAL	CYRILLIC	91.69	82.78	78.14	82.74	<u>83.34</u>	79.94	0.92
ML	SANSKRIT	25.56	41.66	9.87	<u>63.88</u>	41.66	66.87	16.66	XMF	OTHER	76.50	26.34	17.00	94.04	43.47	<u>92.72</u>	22.34
MN	CYRILLIC	<u>97.05</u>	96.62	73.06	98.09	95.94	96.52	30.66	YI	OTHER	78.84	77.40	56.03	83.84	68.25	71.97	19.01
MR	SANSKRIT	94.64	84.17	62.38	<u>91.77</u>	89.12	82.20	21.98	YUE	CHINESE	95.37	78.03	89.76	<u>92.61</u>	92.60	91.75	41.01

Note: HY.: HunyuanOCR, Qw3: Qwen3-VL-2B, Qw2.5: Qwen2.5-VL-3B, DOTS: dots.ocr, PD.: PaddleOCR-VL, DS: DeepSeekOCR, Min.: MinerU2.5.

B.2.2. EVALUATION ON TEXT SCORE

Complementing the overall evaluation, Tables 17 and 18 isolate the text-only performance metrics across the MORE.

MORE: A Multilingual Document Parsing Benchmark and Evaluation

Table 17. Text evaluation (Part I: af - war).

ISO	FAMILY	HY.	Qw3	Qw2.5	dots	PD.	DS	Min.	ISO	FAMILY	HY.	Qw3	Qw2.5	dots	PD.	DS	Min.
AF	LATIN	99.81	99.29	97.99	<u>99.80</u>	99.43	90.27	51.78	KW	LATIN	<u>95.26</u>	85.56	89.04	95.14	86.55	95.53	26.27
ALS	LATIN	93.57	92.55	91.08	<u>92.65</u>	<u>93.15</u>	84.46	27.69	KY	CYRILLIC	<u>87.00</u>	86.66	81.41	86.64	88.10	73.33	0.77
AN	LATIN	98.81	96.81	95.48	97.07	<u>97.50</u>	97.34	41.62	LA	LATIN	<u>98.67</u>	98.28	98.07	98.51	99.04	89.09	51.00
AR	ARABIC	89.18	<u>80.30</u>	76.12	76.05	79.53	62.19	0.00	LB	LATIN	<u>98.98</u>	98.64	92.71	99.22	97.38	75.17	16.64
ARZ	ARABIC	89.68	<u>82.27</u>	85.71	<u>89.60</u>	83.76	69.39	0.00	LEZ	CYRILLIC	94.13	90.72	85.05	92.66	<u>92.76</u>	83.18	0.36
AST	LATIN	<u>93.90</u>	88.76	90.18	94.11	93.13	83.60	22.52	LI	LATIN	96.28	95.50	<u>97.90</u>	99.84	95.84	91.77	0.00
AV	CYRILLIC	93.40	85.56	85.27	<u>94.44</u>	92.43	94.87	0.51	LMO	LATIN	<u>97.28</u>	94.48	92.67	97.97	95.22	86.47	40.44
AZ	LATIN	96.29	89.28	89.49	97.39	86.71	<u>97.13</u>	44.18	LO	SANSKRIT	29.00	1.96	<u>25.59</u>	1.78	12.15	1.39	0.00
AZB	ARABIC	93.02	88.64	86.28	86.38	<u>90.87</u>	50.68	0.00	LT	LATIN	98.86	97.91	97.00	99.48	94.85	<u>98.91</u>	39.43
BA	CYRILLIC	82.03	<u>82.96</u>	78.08	84.05	81.81	79.64	1.47	LV	LATIN	94.39	92.65	88.70	97.23	89.93	79.91	10.32
BAR	LATIN	97.11	96.12	97.11	97.11	94.02	96.26	0.00	MG	LATIN	99.55	98.98	98.85	<u>99.52</u>	99.37	94.29	51.96
BE	CYRILLIC	<u>94.27</u>	93.16	88.18	94.56	92.81	88.50	4.70	MHR	CYRILLIC	72.82	83.06	74.54	56.79	79.07	67.06	1.02
BG	CYRILLIC	98.09	97.67	95.16	<u>98.02</u>	93.82	85.73	1.21	MK	CYRILLIC	86.73	91.30	91.24	93.01	86.95	75.58	0.63
BN	SANSKRIT	81.37	26.20	<u>26.52</u>	26.22	15.63	23.40	0.00	ML	SANSKRIT	17.79	0.00	3.07	<u>27.75</u>	0.00	33.74	0.00
BR	LATIN	98.36	97.51	96.68	97.59	<u>97.81</u>	91.86	40.94	MN	CYRILLIC	94.10	93.25	85.55	96.19	93.95	93.04	2.40
BS	LATIN	99.50	98.92	98.14	99.75	<u>99.55</u>	94.17	49.57	MR	SANSKRIT	92.84	88.89	81.91	<u>91.58</u>	88.42	64.41	0.82
BXR	CYRILLIC	94.50	92.53	88.54	<u>94.67</u>	92.95	95.20	1.24	MS	LATIN	94.05	89.21	88.95	88.43	94.11	88.84	41.93
CA	LATIN	<u>91.74</u>	90.15	89.34	94.39	89.31	79.27	29.44	MT	LATIN	<u>99.31</u>	95.98	97.29	99.77	95.40	95.14	69.05
CE	CYRILLIC	<u>92.87</u>	92.70	88.15	94.11	92.45	79.90	0.77	MYV	CYRILLIC	49.21	48.29	48.09	48.34	49.04	49.12	0.00
CEB	LATIN	99.22	98.67	95.01	99.22	99.19	90.62	0.39	MZN	ARABIC	100.00	99.89	99.91	100.00	100.00	87.40	49.69
CKB	ARABIC	64.68	74.89	66.09	<u>66.48</u>	63.68	44.93	0.39	NDS	LATIN	97.23	95.93	96.44	96.95	<u>96.95</u>	85.46	4.04
CS	LATIN	<u>97.96</u>	94.49	96.01	99.16	94.73	96.67	60.51	NE	SANSKRIT	<u>88.41</u>	85.25	82.43	89.10	86.17	60.06	6.85
CV	CYRILLIC	<u>80.07</u>	79.41	75.97	81.53	73.21	60.42	0.64	NEW	SANSKRIT	77.52	85.21	78.27	<u>83.25</u>	79.54	40.10	0.00
CY	LATIN	<u>98.64</u>	98.04	96.80	97.77	98.68	85.65	9.56	NL	LATIN	99.93	99.79	99.01	<u>99.90</u>	99.47	87.38	38.95
DA	LATIN	99.94	99.80	99.48	99.94	98.77	86.54	62.66	NN	LATIN	97.91	<u>98.18</u>	97.10	99.32	97.21	87.31	32.67
DE	LATIN	99.84	99.38	99.67	<u>99.90</u>	99.93	91.54	72.68	NO	LATIN	99.84	99.42	99.09	99.84	98.57	98.31	74.67
DIQ	LATIN	94.73	94.79	91.16	97.04	94.19	87.05	40.96	OC	LATIN	97.77	97.89	96.39	98.79	<u>98.16</u>	85.12	22.67
DV	OTHER	<u>75.00</u>	16.73	100.00	33.33	36.67	17.23	0.00	OR	SANSKRIT	0.00	0.00	0.00	0.00	0.00	11.36	0.00
EL	OTHER	92.20	90.87	90.19	92.87	<u>92.46</u>	80.37	7.95	OS	CYRILLIC	95.90	91.92	90.58	93.05	92.06	<u>94.50</u>	2.67
EO	LATIN	97.25	96.37	96.69	<u>96.90</u>	95.23	93.55	53.58	PA	SANSKRIT	<u>36.61</u>	34.73	31.53	37.72	34.12	30.60	4.00
ES	LATIN	99.60	99.16	99.19	<u>99.55</u>	<u>99.55</u>	89.99	54.65	PAM	LATIN	97.50	87.93	81.92	93.39	89.51	<u>93.49</u>	9.43
ET	LATIN	98.11	95.59	95.08	<u>97.71</u>	96.51	90.06	30.07	PL	LATIN	98.90	97.68	97.99	98.92	98.30	94.23	60.41
EU	LATIN	<u>99.56</u>	97.25	97.88	<u>99.43</u>	99.71	90.87	36.77	PMS	LATIN	98.34	96.27	91.39	<u>96.35</u>	88.00	90.94	76.28
FA	ARABIC	81.35	89.95	84.30	78.87	80.75	66.78	0.00	PNB	ARABIC	80.11	79.88	79.45	69.93	86.89	23.69	42.94
FI	LATIN	91.83	<u>94.54</u>	77.09	95.74	93.63	44.02	15.30	PS	ARABIC	70.87	<u>86.03</u>	80.86	84.24	89.03	52.37	10.83
FR	LATIN	99.90	99.80	99.28	<u>99.96</u>	99.97	92.73	53.40	PT	LATIN	<u>99.63</u>	97.11	98.37	99.40	99.77	77.66	51.67
FY	LATIN	<u>98.88</u>	95.52	96.46	99.15	95.70	95.28	10.14	QU	LATIN	<u>99.33</u>	98.07	98.30	99.45	99.22	98.71	51.47
GA	LATIN	<u>96.36</u>	92.32	88.00	96.39	94.18	95.12	61.19	RM	LATIN	<u>99.37</u>	98.30	91.23	99.57	99.30	79.20	39.02
GD	LATIN	97.39	96.42	95.00	98.61	<u>97.66</u>	85.23	25.47	RO	LATIN	<u>98.25</u>	97.01	96.13	98.96	92.17	93.15	43.53
GL	LATIN	<u>99.57</u>	98.33	95.97	99.72	<u>99.53</u>	81.92	32.41	RU	CYRILLIC	99.89	99.56	99.21	99.79	<u>99.86</u>	83.63	0.01
GN	LATIN	97.67	96.15	96.52	98.45	98.45	95.75	62.02	SA	SANSKRIT	<u>90.50</u>	87.83	82.35	90.88	89.46	62.90	0.51
GOM	SANSKRIT	87.23	82.56	80.68	<u>85.72</u>	84.41	72.63	0.20	SAH	CYRILLIC	86.01	<u>86.40</u>	72.01	84.37	87.20	76.11	0.29
GU	SANSKRIT	<u>41.92</u>	38.70	31.39	38.56	23.75	45.24	5.36	SD	ARABIC	72.38	70.14	65.92	61.20	<u>71.29</u>	68.71	0.00
GV	LATIN	100.00	98.84	99.92	99.33	100.00	100.00	0.11	SH	CYRILLIC	99.54	99.02	98.48	98.79	<u>99.50</u>	96.29	54.17
HE	OTHER	<u>67.06</u>	15.47	45.47	69.92	1.71	40.41	0.00	SK	LATIN	98.13	97.36	96.13	99.33	96.66	93.14	35.09
HI	SANSKRIT	91.71	90.60	89.78	<u>90.88</u>	90.70	80.63	1.25	SL	LATIN	<u>99.77</u>	99.41	98.84	99.76	99.83	98.38	53.10
HR	LATIN	99.00	99.25	97.11	99.58	99.58	98.35	37.41	SO	LATIN	<u>99.30</u>	98.36	94.31	99.47	99.24	96.76	38.07
HSB	LATIN	92.63	94.40	<u>95.21</u>	96.00	94.75	90.46	43.71	SQ	LATIN	<u>98.55</u>	95.65	97.06	99.64	99.43	90.45	45.98
HT	LATIN	<u>99.83</u>	98.97	<u>97.03</u>	99.92	99.32	98.75	55.89	SR	CYRILLIC	<u>99.77</u>	99.33	98.95	99.86	99.67	94.34	37.46
HU	LATIN	<u>99.46</u>	99.03	98.08	99.82	98.74	98.52	36.70	SU	LATIN	99.04	98.85	97.86	98.80	<u>99.01</u>	95.65	51.62
HY	OTHER	44.39	24.67	27.01	60.19	21.09	<u>56.23</u>	1.38	SV	LATIN	99.41	<u>99.14</u>	98.70	99.11	99.03	90.94	81.02
IA	LATIN	93.86	88.33	91.96	92.57	<u>93.02</u>	89.00	45.08	SW	LATIN	<u>97.50</u>	95.72	95.71	97.53	96.58	93.99	52.20
ID	LATIN	99.60	97.77	99.07	99.60	99.18	93.57	55.31	TA	SANSKRIT	76.00	82.28	48.13	<u>79.16</u>	77.12	74.48	0.00
IE	LATIN	<u>88.10</u>	86.78	77.96	96.28	83.04	74.69	0.00	TE	SANSKRIT	61.96	53.76	56.78	<u>86.14</u>	88.55	67.58	0.20
ILO	LATIN	99.84	99.06	98.64	<u>99.50</u>	99.29	93.54	24.67	TG	CYRILLIC	<u>96.32</u>	95.33	92.81	96.53	94.06	88.97	0.26
IO	LATIN	<u>99.54</u>	99.29	98.68	99.59	99.37	83.05	66.63	TH	SANSKRIT	98.37	91.36	90.12	97.53	<u>98.01</u>	94.90	0.00
IS	LATIN	<u>98.40</u>	98.06	96.82	99.74	95.45	96.87	56.66	TK	LATIN	97.45	89.91	87.44	<u>96.49</u>	88.95	93.15	53.98
IT	LATIN	98.64	99.18	<u>99.27</u>	99.85	99.11	90.71	41.39	TL	LATIN	99.47	98.94	98.44	<u>99.27</u>	98.01	93.97	23.58
JA	CHINESE	96.28	96.54	93.39	<u>96.55</u>	97.59	91.24	27.82	TR	LATIN	99.26	98.16	97.66	99.07	<u>99.09</u>	95.05	37.37
JBO	LATIN	<u>97.51</u>	97.68	96.62	97.18	97.12	93.55	22.27	TT	CYRILLIC	89.50	<u>90.57</u>	85.72	90.94	88.92	84.05	0.48
JV	LATIN	98.84	98.32	97.57	<u>98.58</u>	94.96	91.10	39.64	TYV	CYRILLIC	93.59	84.60	84.31	92.73	<u>93.10</u>	92.69	1.01
KA	OTHER	68.86	42.20	21.36	82.89	11.51	<u>72.25</u>	0.74	UG	ARABIC	<u>75.79</u>	74.20	69.27	71.95	77.97	52.82	0.00
KK	CYRILLIC	<u>89.90</u>	89.48	81.93	91.06	85.47	86.98	0.97	UK	CYRILLIC	97.10	98.15	97.40	98.69	<u>98.30</u>	88.11	1.92
KM	SANSKRIT	52.23	56.63	50.34	51.34	<u>54.17</u>	46.92	10.93	UR	ARABIC	64.76	42.15	41.16	53.80	61.19	70.54	0.00
KN	SANSKRIT	49.18	37.15	36.69	72.61	38.29	48.43	7.61	UZ	LATIN	95.29	96.20					

MORE: A Multilingual Document Parsing Benchmark and Evaluation

Table 18. Text evaluation (Part I: wuu - yue).

ISO	FAMILY	HY.	Qw3	Qw2.5	DOTS	PD.	DS	MIN.	ISO	FAMILY	HY.	Qw3	Qw2.5	DOTS	PD.	DS	MIN.
WUU	CHINESE	90.44	73.89	68.87	90.14	70.84	79.17	24.90	YI	OTHER	88.48	85.61	82.07	87.69	83.54	66.63	6.66
XAL	CYRILLIC	90.79	87.79	78.50	87.70	<u>88.91</u>	82.11	1.84	YUE	CHINESE	90.73	<u>89.40</u>	79.52	85.22	85.21	83.51	15.35
XMF	OTHER	59.68	34.49	11.80	88.08	2.00	<u>85.45</u>	0.67									

Note: HY.: HunyuanOCR, Qw3: Qwen3-VL-2B, Qw2.5: Qwen2.5-VL-3B, DOTS: dots.ocr, PD.: PaddleOCR-VL, DS: DeepSeekOCR, Min.: MinerU2.5.

B.2.3. EVALUATION ON TABLE SCORE

Focusing on structural analysis, Tables 19 present the TEDS scores for table recognition, highlighting the models’ proficiency in reconstructing tabular layouts across the MORE benchmark.

Table 19. Table evaluation (Part II: an - war).

ISO	FAMILY	HY.	Qw3	Qw2.5	DOTS	PD.	DS	MIN.	ISO	FAMILY	HY.	Qw3	Qw2.5	DOTS	PD.	DS	MIN.
AN	LATIN	<u>97.31</u>	86.07	86.63	94.92	98.15	91.91	97.03	LEZ	CYRILLIC	24.15	58.31	22.24	0.00	22.79	11.76	0.00
BO	SANSKRIT	<u>89.05</u>	84.12	66.67	89.28	66.83	88.75	66.86	LV	LATIN	<u>77.04</u>	47.03	53.62	47.66	95.09	47.28	47.13
BR	LATIN	96.56	98.12	95.76	0.00	<u>97.79</u>	97.77	0.00	MHR	CYRILLIC	98.18	99.31	94.15	99.31	0.00	89.32	0.00
BS	LATIN	83.30	83.77	67.42	93.97	<u>91.29</u>	91.04	90.00	MT	LATIN	87.36	72.65	77.10	64.92	<u>93.15</u>	96.04	23.88
CE	CYRILLIC	89.98	60.59	<u>77.52</u>	63.60	62.50	64.21	0.00	MY	SANSKRIT	3.57	50.94	49.60	0.00	0.00	-0.37	0.00
CEB	LATIN	<u>37.32</u>	11.51	12.55	11.32	12.18	88.32	0.00	NDS	LATIN	82.26	69.51	43.41	<u>74.11</u>	72.92	73.21	61.38
CV	CYRILLIC	<u>74.93</u>	58.20	56.83	46.75	77.34	70.84	35.61	NE	SANSKRIT	98.63	95.93	97.15	0.00	<u>97.56</u>	0.00	0.00
CY	LATIN	<u>99.72</u>	74.55	96.90	0.00	<u>99.72</u>	100.00	0.00	NN	LATIN	92.47	<u>69.45</u>	44.54	60.54	43.53	46.24	0.00
DIQ	LATIN	36.98	36.98	36.98	36.68	36.98	36.98	0.00	OC	LATIN	74.78	85.35	<u>85.09</u>	65.88	30.14	65.05	33.13
EU	LATIN	<u>91.34</u>	73.30	57.84	43.98	72.64	93.95	83.87	PA	SANSKRIT	41.68	<u>36.34</u>	36.28	0.00	0.00	0.00	2.88
GA	LATIN	74.17	66.52	70.00	0.00	<u>72.48</u>	0.00	0.00	QU	LATIN	15.97	52.47	21.79	0.00	0.00	10.99	<u>40.66</u>
GL	LATIN	85.42	85.42	85.06	85.42	85.42	85.42	85.28	SD	ARABIC	90.83	<u>88.83</u>	19.35	0.00	0.00	67.33	0.00
IA	LATIN	99.97	99.22	<u>97.77</u>	99.97	99.88	99.86	0.00	SU	LATIN	99.98	<u>99.49</u>	98.47	79.84	79.51	79.98	0.00
ILO	LATIN	100.00	63.10	100.00	0.00	100.00	100.00	100.00	TE	SANSKRIT	92.99	<u>69.35</u>	0.00	0.00	6.78	0.00	26.61
IT	LATIN	<u>96.67</u>	79.55	98.64	33.27	33.28	33.13	33.25	TK	LATIN	92.94	<u>87.08</u>	71.13	0.00	66.21	94.18	<u>93.12</u>
JBO	LATIN	<u>98.94</u>	83.75	98.33	0.00	99.40	95.09	50.00	TL	LATIN	99.75	98.92	98.81	98.93	98.83	<u>99.03</u>	0.00
KM	SANSKRIT	40.15	6.16	<u>8.33</u>	0.00	1.89	0.00	5.39	UZ	LATIN	93.33	41.00	77.16	0.00	<u>89.34</u>	<u>85.00</u>	0.00
KY	CYRILLIC	81.34	43.30	<u>37.79</u>	60.84	91.63	<u>87.74</u>	35.73	VEC	LATIN	36.45	48.18	<u>55.05</u>	39.90	30.81	46.83	65.23
LB	LATIN	<u>80.37</u>	62.74	83.41	44.29	78.40	<u>76.84</u>	57.00	WAR	LATIN	66.82	34.89	<u>61.24</u>	0.00	22.99	19.18	9.53

Note: HY.: HunyuanOCR, Qw3: Qwen3-VL-2B, Qw2.5: Qwen2.5-VL-3B, DOTS: dots.ocr, PD.: PaddleOCR-VL, DS: DeepSeekOCR, Min.: MinerU2.5.

B.2.4. EVALUATION ON READING ORDER

Tables 20 and 21 present a quantitative analysis of reading order performance, measured by the Normalized Edit Distance.

Table 20. Reading order evaluation (Part I: af - gn).

ISO	FAMILY	HY.	Qw3	Qw2.5	DOTS	PD.	DS	MIN.	ISO	FAMILY	HY.	Qw3	Qw2.5	DOTS	PD.	DS	MIN.
AF	LATIN	98.94	97.40	66.44	100.00	96.34	97.40	42.86	CKB	ARABIC	100.00	7.14	100.00	100.00	92.86	100.00	0.00
ALS	LATIN	100.00	100.00	91.67	95.00	100.00	95.00	60.00	CS	LATIN	100.00	95.06	97.53	100.00	100.00	100.00	100.00
AM	OTHER	100.00	100.00	0.00	100.00	100.00	0.00	0.00	CV	CYRILLIC	88.57	86.29	71.27	100.00	72.23	<u>91.86</u>	66.97
AN	LATIN	77.78	100.00	60.61	100.00	90.91	93.33	66.67	CY	LATIN	88.10	100.00	97.14	100.00	100.00	81.43	62.71
AR	ARABIC	100.00	100.00	91.67	100.00	62.50	100.00	37.50	DA	LATIN	91.67	100.00	100.00	100.00	100.00	100.00	55.56
ARZ	ARABIC	100.00	77.78	66.67	100.00	88.89	100.00	66.67	DE	LATIN	100.00	100.00	100.00	98.75	93.33	100.00	100.00
AST	LATIN	100.00	94.55	81.17	100.00	97.40	90.78	71.43	DIQ	LATIN	100.00	100.00	85.71	100.00	100.00	100.00	
AV	CYRILLIC	100.00	100.00	46.15	100.00	100.00	100.00	30.77	DV	OTHER	100.00	100.00	100.00	100.00	100.00	100.00	0.00
AZ	LATIN	100.00	90.48	100.00	100.00	100.00	80.95	67.35	EL	OTHER	91.67	85.42	69.79	100.00	89.58	100.00	64.24
AZB	ARABIC	100.00	100.00	100.00	100.00	50.00	100.00	50.00	EO	LATIN	100.00	100.00	87.50	100.00	100.00	100.00	100.00
BA	CYRILLIC	97.58	88.89	86.19	94.20	<u>96.33</u>	91.88	64.53	ES	LATIN	100.00	100.00	89.05	100.00	100.00	100.00	100.00
BAR	LATIN	100.00	100.00	100.00	100.00	100.00	100.00	100.00	ET	LATIN	100.00	94.54	82.04	100.00	96.13	94.64	50.00
BE	CYRILLIC	100.00	100.00	100.00	100.00	100.00	100.00	77.78	EU	LATIN	100.00	100.00	85.71	100.00	97.40	100.00	14.29
BG	CYRILLIC	100.00	93.65	83.33	90.48	100.00	100.00	32.38	FA	ARABIC	94.44	100.00	98.15	96.30	100.00	96.30	37.04
BN	SANSKRIT	100.00	100.00	50.00	100.00	100.00	100.00	100.00	FI	LATIN	91.36	100.00	85.71	97.67	<u>99.34</u>	95.02	55.65
BR	LATIN	81.67	90.00	70.83	90.00	<u>95.83</u>	96.88	50.00	FR	LATIN	100.00	97.40	97.40	100.00	100.00	100.00	71.43
BS	LATIN	<u>96.43</u>	82.14	85.36	<u>96.43</u>	100.00	94.57	79.17	FY	LATIN	100.00	90.60	100.00	96.15	91.67	94.44	96.15
BXR	CYRILLIC	100.00	100.00	93.75	100.00	100.00	93.75	50.00	GA	LATIN	100.00	88.89	91.67	100.00	94.44	94.44	83.33
CA	LATIN	84.90	94.29	76.73	100.00	94.29	<u>97.14</u>	51.43	GD	LATIN	<u>94.16</u>	81.15	75.54	96.43	92.86	93.90	75.00
CE	CYRILLIC	100.00	90.58	90.58	89.45	96.59	100.00	55.64	GL	LATIN	98.94	100.00	97.88	100.00	98.94	100.00	42.86
CEB	LATIN	100.00	83.33	100.00	100.00	85.71	88.89	57.22	GN	LATIN	100.00	100.00	0.00	100.00	100.00	100.00	100.00

Note: HY.: HunyuanOCR, Qw3: Qwen3-VL-2B, Qw2.5: Qwen2.5-VL-3B, DOTS: dots.ocr, PD.: PaddleOCR-VL, DS: DeepSeekOCR, Min.: MinerU2.5.

Table 21. Reading order evaluation (Part II: gom - yue).

ISO	FAMILY	HY.	Qw3	Qw2.5	DOTS	PD.	DS	MIN.	ISO	FAMILY	HY.	Qw3	Qw2.5	DOTS	PD.	DS	MIN.
GOM	SANSKRIT	100.00	100.00	100.00	100.00	100.00	100.00	100.00	NL	LATIN	100.00	100.00	70.50	100.00	91.94	95.00	100.00
GU	SANSKRIT	100.00	100.00	66.67	66.67	100.00	33.33	66.67	NN	LATIN	97.50	96.67	88.46	95.83	95.67	96.43	80.00
GV	LATIN	100.00	100.00	0.00	100.00	100.00	100.00	100.00	NO	LATIN	100.00	100.00	87.50	100.00	100.00	100.00	87.50
HE	OTHER	100.00	75.00	25.00	87.50	75.00	75.00	25.00	OC	LATIN	86.67	60.00	95.00	96.67	75.00	86.67	83.33
HI	SANSKRIT	100.00	100.00	100.00	100.00	100.00	66.67	66.67	OR	SANSKRIT	25.00	100.00	0.00	75.00	25.00	75.00	0.00
HR	LATIN	99.33	99.33	87.50	99.33	99.33	100.00	90.00	OS	CYRILLIC	100.00	100.00	100.00	100.00	100.00	100.00	100.00
HSB	LATIN	100.00	100.00	100.00	100.00	100.00	98.00	60.00	PA	SANSKRIT	100.00	75.00	75.00	100.00	75.00	50.00	25.00
HT	LATIN	100.00	100.00	93.75	100.00	95.83	100.00	75.00	PAM	LATIN	80.00	80.00	28.57	80.00	71.43	71.43	0.00
HU	LATIN	100.00	98.57	100.00	98.57	100.00	100.00	90.00	PL	LATIN	100.00	96.83	100.00	100.00	97.53	100.00	66.67
HY	OTHER	66.67	55.56	43.33	91.67	71.67	75.00	10.00	PMS	LATIN	100.00	83.33	68.89	88.89	100.00	100.00	33.33
IA	LATIN	100.00	100.00	96.43	100.00	100.00	100.00	35.71	PNB	ARABIC	0.00	100.00	100.00	100.00	100.00	100.00	0.00
ID	LATIN	100.00	100.00	85.71	100.00	100.00	100.00	71.43	PS	ARABIC	100.00	100.00	0.00	100.00	100.00	100.00	0.00
IE	LATIN	100.00	0.00	100.00	100.00	100.00	100.00	100.00	PT	LATIN	100.00	100.00	88.89	95.83	100.00	100.00	66.67
ILO	LATIN	96.30	88.72	86.30	92.59	91.75	96.30	55.05	QU	LATIN	88.89	72.22	88.89	88.89	100.00	68.52	33.33
IO	LATIN	100.00	100.00	100.00	100.00	100.00	100.00	100.00	RM	LATIN	100.00	100.00	100.00	100.00	100.00	100.00	0.00
IS	LATIN	100.00	100.00	90.00	100.00	100.00	100.00	100.00	RO	LATIN	100.00	100.00	98.81	100.00	100.00	100.00	98.75
IT	LATIN	100.00	87.76	100.00	100.00	100.00	97.96	85.71	RU	CYRILLIC	100.00	99.19	100.00	100.00	100.00	86.67	76.81
JA	CHINESE	86.67	86.67	63.33	86.67	86.67	80.00	80.95	SA	SANSKRIT	100.00	100.00	28.57	100.00	100.00	71.43	14.29
JBO	LATIN	100.00	100.00	50.00	100.00	75.00	83.33	75.00	SAH	CYRILLIC	91.51	93.21	90.90	96.30	93.83	93.52	19.44
JV	LATIN	93.75	100.00	62.85	100.00	100.00	100.00	62.50	SD	ARABIC	100.00	100.00	100.00	100.00	0.00	100.00	100.00
KA	OTHER	100.00	89.29	35.12	100.00	80.36	82.14	0.00	SH	CYRILLIC	98.69	96.08	98.69	97.39	100.00	100.00	100.00
KK	CYRILLIC	95.88	85.71	82.86	98.53	99.16	87.69	57.11	SK	LATIN	100.00	80.00	87.31	100.00	100.00	100.00	62.50
KM	SANSKRIT	83.33	66.67	50.00	33.33	66.67	66.67	33.33	SL	LATIN	100.00	100.00	97.04	100.00	100.00	100.00	88.89
KN	SANSKRIT	66.67	54.17	50.00	100.00	0.00	0.00	0.00	SO	LATIN	94.67	92.00	72.00	100.00	100.00	88.95	60.00
KO	CHINESE	100.00	100.00	92.86	100.00	100.00	100.00	49.05	SQ	LATIN	97.86	98.57	89.05	97.86	98.57	98.57	71.43
KRC	CYRILLIC	98.72	93.36	82.14	98.72	100.00	87.50	25.16	SU	LATIN	100.00	100.00	100.00	100.00	100.00	100.00	66.67
KU	LATIN	100.00	97.40	100.00	100.00	100.00	100.00	71.43	SV	LATIN	100.00	100.00	100.00	100.00	100.00	100.00	88.89
KV	CYRILLIC	100.00	100.00	62.00	100.00	99.00	100.00	47.43	SW	LATIN	100.00	100.00	85.71	100.00	100.00	100.00	96.43
KW	LATIN	83.33	66.67	56.25	91.67	66.67	91.67	100.00	TA	SANSKRIT	100.00	100.00	66.67	100.00	100.00	100.00	33.33
KY	CYRILLIC	90.74	82.22	69.44	90.74	90.74	90.37	73.61	TE	SANSKRIT	100.00	100.00	75.00	75.00	100.00	100.00	25.00
LA	LATIN	100.00	100.00	100.00	100.00	100.00	100.00	97.22	TG	CYRILLIC	100.00	100.00	77.78	100.00	100.00	92.26	51.33
LB	LATIN	100.00	100.00	100.00	100.00	100.00	100.00	66.67	TH	SANSKRIT	100.00	95.24	57.14	100.00	100.00	100.00	57.14
LEZ	CYRILLIC	92.38	82.22	47.78	97.78	100.00	69.21	33.33	TK	LATIN	100.00	100.00	100.00	100.00	100.00	100.00	80.00
LI	LATIN	100.00	100.00	88.89	100.00	100.00	100.00	100.00	TL	LATIN	97.22	97.22	95.83	100.00	88.89	96.30	44.44
LMO	LATIN	100.00	100.00	60.00	98.46	100.00	100.00	93.85	TR	LATIN	100.00	100.00	95.63	100.00	100.00	100.00	85.71
LO	SANSKRIT	100.00	100.00	100.00	0.00	100.00	100.00	0.00	TT	CYRILLIC	100.00	90.61	100.00	97.78	97.06	97.78	45.79
LT	LATIN	100.00	98.75	98.75	100.00	100.00	100.00	100.00	TYV	CYRILLIC	100.00	100.00	58.33	100.00	100.00	100.00	0.00
LV	LATIN	98.47	86.03	84.62	100.00	91.91	94.74	49.37	UG	ARABIC	100.00	100.00	50.00	50.00	75.00	100.00	0.00
MG	LATIN	93.65	84.39	82.91	100.00	96.83	93.65	66.67	UK	CYRILLIC	88.89	88.89	74.33	100.00	100.00	100.00	72.80
MHR	CYRILLIC	74.33	92.67	54.00	92.67	85.00	61.33	2.67	UZ	LATIN	100.00	97.48	100.00	100.00	97.06	100.00	64.29
MK	CYRILLIC	100.00	89.92	85.99	88.24	93.28	100.00	65.43	VEC	LATIN	100.00	100.00	100.00	100.00	100.00	100.00	50.00
ML	SANSKRIT	33.33	83.33	16.67	100.00	83.33	100.00	33.33	VI	LATIN	97.62	97.62	59.37	97.62	100.00	97.14	40.48
MN	CYRILLIC	100.00	100.00	60.58	100.00	97.92	100.00	58.93	WA	LATIN	100.00	100.00	100.00	100.00	100.00	100.00	0.00
MR	SANSKRIT	96.43	79.46	42.86	91.96	89.82	100.00	43.15	WAR	LATIN	82.23	77.11	69.79	89.46	79.24	82.05	43.30
MS	LATIN	100.00	90.91	70.91	92.73	100.00	100.00	95.56	WUU	CHINESE	100.00	100.00	61.98	100.00	100.00	95.00	44.76
MT	LATIN	100.00	100.00	92.59	92.59	100.00	92.59	33.33	XAL	CYRILLIC	92.59	77.78	77.78	77.78	77.78	77.78	0.00
MZN	ARABIC	100.00	100.00	100.00	100.00	98.82	100.00	100.00	XMF	OTHER	93.33	18.20	22.20	100.00	84.94	100.00	44.00
NDS	LATIN	100.00	100.00	100.00	100.00	100.00	100.00	50.00	YI	OTHER	69.19	69.19	30.00	80.00	52.97	77.30	31.35
NE	SANSKRIT	100.00	90.00	75.62	93.75	100.00	86.40	65.37	YUE	CHINESE	100.00	66.67	100.00	100.00	100.00	100.00	66.67
NEW	SANSKRIT	100.00	84.38	71.88	90.62	100.00	93.75	100.00									

Note: HY.: HunyuanOCR, Qw3: Qwen3-VL-2B, Qw2.5: Qwen2.5-VL-3B, DOTS: dots.ocr, PD.: PaddleOCR-VL, DS: DeepSeekOCR, Min.: MinerU2.5.

C. Qualitative Visualizations

We visualize model predictions on challenging elements, specifically formulas, tables, code, and catalogs.

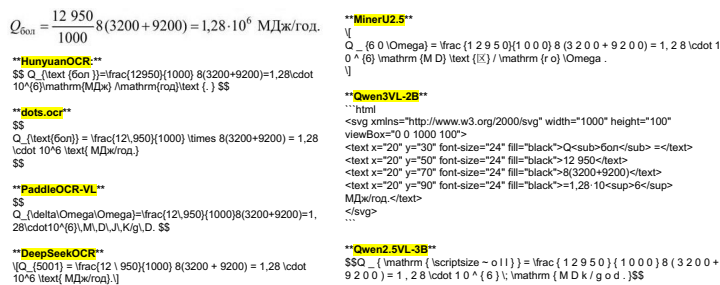


Figure 8. Model predictions on multilingual formula in MORE.

	В % к предыд. кварталу		В % к соотв. кварт. предыд. года	
	3 кв. 1926-27 г.	3 кв. 1925-26 г.	3 кв. 1926-27 г.	3 кв. 1925-26 г.
Сельхозналог (поступление в кассы НКФ)	8,9	49,2	31,2	443,6
Остальные доходы гос.-и мест-бюджета	105,5	116,1	126,6	139,0

```

**Qwen3VL-2B**
''html


|                                        | В % к предыд. кварталу |                  | В % к соотв. кварт. предыд. года |                  |
|----------------------------------------|------------------------|------------------|----------------------------------|------------------|
|                                        | 3 кв. 1926-27 г.       | 3 кв. 1925-26 г. | 3 кв. 1926-27 г.                 | 3 кв. 1925-26 г. |
| Сельхозналог (поступление в кассы НКФ) | 8,9                    | 49,2             | 31,2                             | 443,6            |
| Остальные доходы гос.-и мест-бюджета   | 105,5                  | 116,1            | 126,6                            | 139,0            |


```

****HunyuanOCR****

```


|                                        | В % к предыд. кварталу |                  | В % к соотв. кварт. предыд. года |                  |
|----------------------------------------|------------------------|------------------|----------------------------------|------------------|
|                                        | 3 кв. 1926-27 г.       | 3 кв. 1925-26 г. | 3 кв. 1926-27 г.                 | 3 кв. 1925-26 г. |
| Сельхозналог (поступление в кассы НКФ) | 8,9                    | 49,2             | 31,2                             | 443,6            |
| Остальные доходы гос.-и мест-бюджета   | 105,5                  | 116,1            | 126,6                            | 139,0            |


```

****dots.ocr****

```


|                                        | В % к предыд. кварталу |                  | В % к соотв. кварт. предыд. года |                  |
|----------------------------------------|------------------------|------------------|----------------------------------|------------------|
|                                        | 3 кв. 1926-27 г.       | 3 кв. 1925-26 г. | 3 кв. 1926-27 г.                 | 3 кв. 1925-26 г. |
| Сельхозналог (поступление в кассы НКФ) | 8,9                    | 49,2             | 31,2                             | 443,6            |
| Остальные доходы гос.-и мест-бюджета   | 105,5                  | 116,1            | 126,6                            | 139,0            |


```

****PaddleOCR-VL****

```


|                                        | В % к предыд. кварталу |                  | В % к соотв. кварт. предыд. года |                  |
|----------------------------------------|------------------------|------------------|----------------------------------|------------------|
|                                        | 3 кв. 1926-27 г.       | 3 кв. 1925-26 г. | 3 кв. 1926-27 г.                 | 3 кв. 1925-26 г. |
| Сельхозналог (поступление в кассы НКФ) | 8,9                    | 49,2             | 31,2                             | 443,6            |
| Остальные доходы гос.-и мест-бюджета   | 105,5                  | 116,1            | 126,6                            | 139,0            |


```

****DeepSeekOCR****

```


|                                        | В % к предыд. кварталу |                  | В % к соотв. кварт. предыд. года |                  |
|----------------------------------------|------------------------|------------------|----------------------------------|------------------|
|                                        | 3 кв. 1926-27 г.       | 3 кв. 1925-26 г. | 3 кв. 1926-27 г.                 | 3 кв. 1925-26 г. |
| Сельхозналог (поступление в кассы НКФ) | 8,9                    | 49,2             | 31,2                             | 443,6            |
| Остальные доходы гос.-и мест-бюджета   | 105,5                  | 116,1            | 126,6                            | 139,0            |


```

****MinerU2.5****

```

Сельхозналог (поступление в кассы НКФ)
ОСТАЛЬНЫЕ ДОХОДЫ ГОС.-И МЕСТ-БЮДЖЕТА


|                                        | В % к предыд. кварталу |                  | В % к соотв. кварт. предыд. года |                  |
|----------------------------------------|------------------------|------------------|----------------------------------|------------------|
|                                        | 3 кв. 1926-27 г.       | 3 кв. 1925-26 г. | 3 кв. 1926-27 г.                 | 3 кв. 1925-26 г. |
| Сельхозналог (поступление в кассы НКФ) | 8,9                    | 49,2             | 31,2                             | 443,6            |
| Остальные доходы гос.-и мест-бюджета   | 105,5                  | 116,1            | 126,6                            | 139,0            |


```

```

**Qwen2.5VL-3B**
''html


|                                        | В % к предыд. кварталу |                  | В % к соотв. кварт. предыд. года |                  |
|----------------------------------------|------------------------|------------------|----------------------------------|------------------|
|                                        | 3 кв. 1926-27 г.       | 3 кв. 1925-26 г. | 3 кв. 1926-27 г.                 | 3 кв. 1925-26 г. |
| Сельхозналог (поступление в кассы НКФ) | 8,9                    | 49,2             | 31,2                             | 443,6            |
| Остальные доходы гос.-и мест-бюджета   | 105,5                  | 116,1            | 126,6                            | 139,0            |


```

Figure 9. Model predictions on multilingual table in MORE.

```

5 public class LogoExample {
6
7     public static void main(String[] args) {
8         UserStorage task = new UserStorage();
9         Scanner sc = new Scanner(System.in);
10        System.out.print("Введите логин > ");
11        String login = sc.next();
12        System.out.print("Введите пароль > ");
13        String pwd = sc.next();
14        UserInfo user = task.getUser(new AuthorizeInfo(login, pwd));
15        if(user != null)
16        {
17            System.out.println(user.fio);
18            System.out.println(user.city);
19            System.out.println(user.mail);
20        }
21        else
22            System.out.println("нет такого пользователя!");
23    }
24 }
25 }

```

****HunyuanOCR:****

```

**java
public class LogoExample {
    public static void main(String[] args) {
        UserStorage task = new UserStorage();
        Scanner sc = new Scanner(System.in);
        System.out.print("Введите логин > ");
        String login = sc.next();
        System.out.print("Введите пароль > ");
        String pwd = sc.next();
        UserInfo user = task.getUser(new AuthorizeInfo(login, pwd));
        if(user != null)
        {
            System.out.println(user.fio);
            System.out.println(user.city);
            System.out.println(user.mail);
        }
        else
            System.out.println("нет такого пользователя!");
    }
}

```

****dots.ocr****

```

**java
public class LogoExample {
    public static void main(String[] args) {
        UserStorage task = new UserStorage();
        Scanner sc = new Scanner(System.in);
        System.out.print("Введите логин > ");
        String login = sc.next();
        System.out.print("Введите пароль > ");
        String pwd = sc.next();
        UserInfo user = task.getUser(new AuthorizeInfo(login, pwd));
        if (user != null)
        {
            System.out.println(user.fio);
            System.out.println(user.city);
            System.out.println(user.mail);
        }
        else
            System.out.println("нет такого пользователя!");
    }
}

```

****PaddleOCR-VL****

```

public class LogoExample {
    public static void main(String[] args) {
        UserStorage task = new UserStorage();
        Scanner sc = new Scanner(System.in);
        System.out.print("Введите логин >");
        String login = sc.next();
        System.out.print("Введите пароль >");
        String pwd = sc.next();
        UserInfo user = task.getUser(new AuthorizeInfo(login, pwd));
        if (user != null) {
            System.out.println(user.fio);
            System.out.println(user.city);
            System.out.println(user.mail);
        } else {
            System.out.println("нет такого пользователя");
        }
    }
}

```

****DeepSeekOCR****

```

public class LogoExample {
    public static void main(String[] args) {
        UserStorage task = new UserStorage();
        Scanner sc = new Scanner(System.in);
        System.out.print("Введите логин > ");
        String login = sc.next();
        System.out.print("Введите пароль > ");
        String pwd = sc.next();
        UserInfo user = task.getUser(new AuthorizeInfo(login, pwd));
        if(user != null)
        {
            System.out.println(user.fio);
            System.out.println(user.city);
            System.out.println(user.mail);
        }
        else
            System.out.println("Нет такого пользователя!");
    }
}

```

****MinerU2.5****

```

5 public class LogoExample {
6
7     public static void main(String[] args) {
8         UserStorage task = new UserStorage();
9         Scanner sc = new Scanner(System.in);
10        System.out.print("Введите логин > ");
11        String login = sc.next();
12        System.out.print("Введите пароль > ");
13        String pwd = sc.next();
14        UserInfo user = task.getUser(new AuthorizeInfo(login, pwd));
15        if (user != null) {
16            System.out.println(user.fio);
17            System.out.println(user.city);
18            System.out.println(user.mail);
19        }
20        else
21            System.out.println("Нет Такого пользователя!");
22    }
23 }

```

****Qwen3VL-2B****

```

**java
public class LogoExample {
    public static void main(String[] args) {
        UserStorage task = new UserStorage();
        Scanner sc = new Scanner(System.in);
        System.out.print("Введите логин > ");
        String login = sc.next();
        System.out.print("Введите пароль > ");
        String pwd = sc.next();
        UserInfo user = task.getUser(new AuthorizeInfo(login, pwd));
        if (user != null) {
            System.out.println(user.fio);
            System.out.println(user.city);
            System.out.println(user.mail);
        } else {
            System.out.println("нет такого пользователя!");
        }
    }
}

```

****Qwen2.5VL-3B****

```

**java
public class LogoExample {
    public static void main(String[] args) {
        UserStorage task = new UserStorage();
        Scanner sc = new Scanner(System.in);
        System.out.print("Введите логин > ");
        String login = sc.next();
        System.out.print("Введите пароль > ");
        String pwd = sc.next();
        UserInfo user = task.getUser(new AuthorizeInfo(login, pwd));
        if (user != null) {
            System.out.println(user.fio);
            System.out.println(user.city);
            System.out.println(user.mail);
        } else
            System.out.println("нет такого пользователя!");
    }
}

```

Figure 10. Model predictions on multilingual code in MORE.

D. Prompt Templates and Inference Details

As discussed in our methodology, we adopted a tailored evaluation strategy to ensure both fairness and optimal performance across different model architectures (the specific models are detailed in Appendix E).

Specialized VLMs: For specialized document parsing models (including HunyuanOCR, dots.ocr, PaddleOCR-VL, DeepSeekOCR, and MinerU2.5), we strictly utilized the default inference pipelines (e.g., vLLM-based engines) and the official prompts recommended in their respective open-source repositories. This approach ensures that their built-in formatting and structural reasoning capabilities are evaluated exactly as intended by the authors, without any prompt-induced degradation.

General VLMs: To evaluate General VLMs (Qwen3-VL, Qwen2.5-VL, Gemini) under identical conditions and ensure a fair comparison, we utilized the exact same set of task-specific prompts officially designed for HunyuanOCR. These instructions explicitly define the expected output formats to standardize the evaluation. Specifically, we used the following prompts (translated here from the original Chinese for formatting compliance): *"Extract the text from the image."* for paragraphs and catalogs, *"Parse the codeblock with markdown format."* for code, *"Recognize the formulas in the image and represent them in LaTeX format."* for formulas, *"Parse the table in the image into HTML."* for tables, and *"Extract all information from the main body of the document image in markdown format, ignoring headers and footers. Express tables in HTML and formulas in LaTeX, organizing the parsed content according to the reading order."* for end-to-end (md2md) parsing.

E. Details of Evaluated Models

Building upon the inference strategies outlined above, Table 22 provides a comprehensive summary of the primary models evaluated in this benchmark, detailing their parameter sizes, architectural paradigms, and claimed language support.

As observed in our experiments, General VLMs typically employ a decoder-only LLM backbone coupled with a vision encoder, pre-trained on massive multimodal corpora. In contrast, specialized OCR models often utilize parameter-efficient architectures optimized specifically for high-resolution spatial reasoning and complex layout parsing.

Table 22. Summary of the evaluated models.

TYPE	MODEL	PARAMETERS	ARCHITECTURE TYPE	CLAIMED LANGUAGES	OPEN SOURCE
SPECIALIZED	PADDELOCR-VL	0.9B	ViT + LLM	109	✓
	HUNYUANOCR	1B	ViT + LLM	130+	✓
	MINERU2.5	1.2B	ViT + LLM	-	✓
	DEEPSEEKOCR	3B (A570M)	ViT + MoE LLM	100+	✓
	DOTS.OCR	3B	ViT + LLM	126	✓
GENERAL	QWEN3-VL	2B	ViT + LLM	32+	✓
	QWEN2.5-VL	3B	ViT + LLM	-	✓
	GEMINI 3	-	-	-	✗