

EvoOtter: Evolutionary Reproduction Test Generator

Toufique Ahmed, Jatin Ganhotra, Avraham Shinnar, and Martin Hirzel
IBM

Abstract—Before fixing an issue, it is useful to first reproduce it by generating a bug reproduction test (BRT). However, generating a BRT is itself a challenging task, because issue descriptions tend to be informal, making it difficult to determine whether a candidate BRT indeed fails for the reason in the issue. Prior work has attempted to tackle this problem via inference scaling, using large language models to generate many BRTs and patches, then using execution feedback to select and improve them. Unfortunately, this is expensive and the feedback is unreliable. This paper explores evolutionary programming for BRT generation to sharpen the feedback, while enhancing evolutionary programming to keep costs in check. Our new approach, EVOOTTER, controls test execution costs via successive halving. Furthermore, it controls LLM costs via batched crossover for an entire generation in a single LLM call, as well as via rule-based code mutations, with a new fitness score tailored for BRTs. As a result, EVOOTTER generates state-of-the-art quality BRTs at the fraction of the cost of prior inference-scaling approaches to this problem. More broadly, this paper points at how to efficiently and effectively combine evolutionary programming with large language models for software engineering.

Index Terms—LLMs, SWE Patches, Reproduction Tests

I. INTRODUCTION

A bug reproduction test (*BRT*) is a test that confirms the presence of a bug by failing because of it [10]. This expectation of failure makes BRT generation different from traditional test generation, which is expected to generate passing tests. BRTs are important because they help with resolving issues, since they provide feedback to a developer or agent during their bug-fixing work. A BRT is expected to pass after the corresponding issue is resolved, at which point it also becomes useful as a regression test to detect recurrences of the bug. This paper tackles the *BRT generation* problem [22], [8]:

Given an input $x = \langle d_{\text{issue}}, c_{\text{old}} \rangle$ consisting of an issue description d_{issue} and the current contents of the repository, i.e., the old code c_{old} before the issue is resolved.

Assume a hidden oracle new code c_{new} that resolves the issue, but is not available yet when the BRT is being generated.

Output a generated bug reproduction test t_{gen} , such that t_{gen} fails on c_{old} but passes on c_{new} .

In other words, a good generated bug reproduction test t_{gen} needs to be *fail-to-pass*, or *F2P* for short. What makes BRT generation challenging is the lack of reliable feedback: since c_{new} is not available, it is tricky to improve a given BRT or to select among a set of candidate BRTs. Another challenge is to keep costs of LLM calls and test executions low.

Several solutions have been proposed to the BRT generation problem [6], [7], [10], [11], [17], [29], [30], [28]. The most accurate ones tend to use inference scaling (e.g. [29], [11], [7]): they improve their output both by sequential scaling

(iterate longer on a given candidate) and by horizontal scaling (select among many candidates). Unfortunately, doing so relies even more on quality feedback for robustness, while also increasing test generation costs. On top of that, it also increases the risk of test overfitting [27].

This paper explores how to make inference scaling more robust via evolutionary programming [12], while also lowering the costs of that approach. We set up a population of candidate BRTs, and the fitness of an individual BRT measures its bug-detection capability. Unlike most evolutionary programming algorithms, we also set up a second population where each individual is a buggy variant of the code. One way to think about this is that candidate BRTs are predators and buggy code variants are prey, such that the fittest predators catch the most prey. Then, the evolutionary loop uses selection and crossover to improve the fitness of BRTs and cull out the weaker ones. We implemented our approach in an LLM-based BRT generation workflow called *EvoOtter*.

In EVOOTTER, the feedback for improving and selecting BRTs comes from test execution on buggy variants of code. To make this feedback more reliable and reduce overfitting, EVOOTTER uses rule-based code mutants [15]. This has the added benefit of lowering cost: we do not use LLMs for code mutants, but rather only reserve LLMs to work on the primary task, which is generating and evolving BRTs. Along the same lines, to avoid bias, we also keep the selection of code mutants independent: the population of code mutants is chosen randomly, and unlike BRTs, does not actively evolve. Adamopoulos et al. previously used co-evolution for test generation, using a predator/prey setup similar to ours [4]. However, their work differs from ours in that we evolve only the predators, not the prey; we focus on BRTs, whereas they focus on traditional tests; and we report real experimental results, whereas they only simulated their approach.

While our twist on evolutionary programming helps get more reliable feedback signals, we had to introduce some additional ideas to further reduce its costs. EVOOTTER leverages successive halving [14]: it starts from a large population of initial candidate tests from which it selects only half to survive at each generation, while simultaneously doubling the population of code mutants. That way, the feedback signal becomes stronger in each generation, while the test execution cost per generation remains constant. A second idea is to use batched crossover: rather than making several LLM calls, one per crossover BRT individual, EVOOTTER generates the entire generation of offspring with a single LLM call.

EVOOTTER achieves state-of-the-art *F2P* rates of 75.3% on TDD-Bench-Verified and 66.3% on SWE-Rebench us-

ing Claude-Opus-4.7. It also demonstrates strong performance (77.8%) on the SWT-Bench-Verified benchmark.

This paper makes the following novel contributions:

- EVOOTTER, which, besides being the first BRT generation workflow based on evolutionary programming, also leverages mutation testing and successive halving.
- A fitness score for BRT generation based on killing code mutants of the focal functions suspected to hold the bug.
- Batched crossover, which leverages the capabilities of modern LLMs while avoiding the high cost of naive LLM-based evolutionary programming.

Overall, this paper shows how to improve BRT generation by tailoring evolutionary programming for modern LLMs. We hope the ideas offered here are also useful more broadly for other software engineering tasks.

II. RELATED WORK

Our paper is the first to use evolutionary programming for BRT generation, but there have been prior uses of evolutionary programming for other software engineering tasks including test generation. As mentioned in the introduction, Adamopoulos et al. propose co-evolution of tests and code mutants, but differ from our work by not creating BRTs and only conducting simulated experiments [4]. Similarly, the popular EvoSuite uses evolutionary programming and code mutants, but creates no BRTs [13]. GenProg uses evolutionary programming for software repair instead of software testing [18]. All of the above-listed works predate LLMs. The advent of LLMs has brought about dramatic successes applying evolutionary programming to other domains. For instance, FunSearch evolves programs that construct evidence for tighter bounds on hard combinatorics problems [25], and GEPA (Genetic Pareto) evolves fitter LLM-based workflows [5]. However, while inspiring, neither of these is software testing related.

Our reduction in the number of LLM calls for evolutionary programming by shrinking the prey population while growing the predator population is derived from work in automated machine learning: DAUB performs incremental data allocation [26], and so does the successive-halving algorithm [14].

Our paper offers a new direction for a recent and growing literature on repository-level BRT generation. SWE-Agent+ [22] is an adaptation of the SWE-Agent [32] issue resolver for BRT generation. Aegis uses execution feedback first for improving tests, then for ranking and selection [29]. CodeMonkeys jointly generates and improves tests with code patches for issue resolution [11]. Agentless focuses on generating code patches and along the way also generates BRTs to help with selection [31]. BRT Agent generates BRTs with a ReAct action space that includes test execution [10]. Otter++ uses execution feedback on c_{old} to help select one among multiple candidate tests [6]. And e-Otter++ expands upon it by using feedback for both BRT improvement and selection, and by adding execution feedback from candidate surrogate code patches [7]. AssertFlip first generates a pass-to-pass test before turning that into a F2P test [17]. Finally, iCoRe iteratively generates BRTs, then uses their results to retrieve tests and

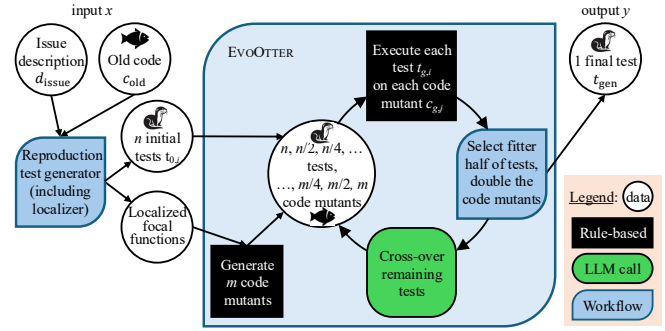


Fig. 1: Overview of EVOOTTER workflow.

code for context in the next round of BRT generation [28]. To the best of our knowledge, none of the prior work on BRT generation uses evolutionary programming.

III. METHODOLOGY

This section describes the overall workflow of EVOOTTER and its main components (initial test generator, the selection process, and crossover).

A. Overall Workflow

Fig. 1 presents the overall workflow of our approach, EVOOTTER. The input x comprises an issue description (d_{issue}) and the old code (c_{old}) of the repository. Before the main part of EVOOTTER, we use a base reproduction test generator to generate n distinct initial tests with heterogeneous prompting (detailed in Section III-B). As a by-product, this also yields a set of localized focal functions in c_{old} suspected to contain the cause of the issue. The main part of EVOOTTER starts by generating a set of m code mutants, which are modified versions of the localized focal functions. The mutant generator uses code rewrite rules without an LLM. The first iteration of the evolutionary loop uses all initial tests and a small random fraction of the initial mutants. Each iteration runs each member of the current population of candidate tests against each member of the current population of code mutants. The fitness score for a test is the number of mutants it killed. We sort the tests by fitness and discard the lower half, selecting only the fittest individuals to keep (detailed in Section III-C). When selection leaves a single fittest test, EVOOTTER returns it as the final generated test t_{gen} . Otherwise, we double the number of mutants by randomly sampling more from the initial pre-generated set, to improve the signal for selection in the next iteration. Finally, we perform crossover on the test population, which uses an LLM and also takes into account test execution logs on c_{old} (detailed in Section III-D).

Fig. 2 shows how EVOOTTER exponentially reduces the number of tests by halving them and increases the number of mutants by doubling them. This approach is inspired by prior work on controlling the cost of iterative candidate selection [26], [14]. Starting from an initial population of n tests, this process takes $\log_2(n)$ loop iterations (a.k.a. generations). Each iteration executes each test on each mutant. Thanks to

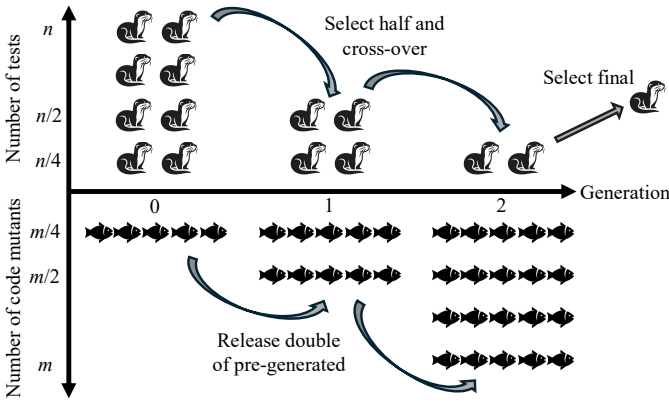


Fig. 2: Timeline.

the doubling/halving regime, the number of test executions per iteration is constant at $2m$; in the example, with $n = 8$ and $m = 20$, each iteration runs $2m = 40$ test executions. Prior work performed either selection [29], [6], [7], [28], repair [23], [17], [6], [7], or both, but in separate phases. In contrast, EVOOTTER combines selection (based on mutant-killing fitness) with repair (crossover) until it obtains a single final test.

B. Initial Test Generator

Fig. 3 presents our base BRT generation workflow *BaseBRT*, which has three main components: (i) a localizer, (ii) a contextualizer, and (iii) an initial test generator. The localizer performs three sequential LLM calls. First, it provides the names of all Python files in the repository and asks the LLM to identify the 50 most relevant files. Second, it presents these selected files along with the names of functions they contain and asks the LLM to select relevant functions. Finally, it refines this selection by also showing the function bodies, enabling the LLM to further narrow down the final set of localized focal functions. Following localization, the contextualizer makes two sequential LLM calls. The first call provides the LLM with the issue description, the localized functions (including their bodies), and the imports extracted from the initial set of 50 files. It asks the LLM to identify the most relevant imports, which helps reduce import-related difficulties later during test generation. The second call supplies the LLM with the selected imports, the list of candidate locations, and all previously used components, and asks it to determine the most appropriate location within the repository for placing the new test file. Finally, the initial test generator constructs a complete test file containing a fail-to-pass test case, using all information gathered throughout the previous steps. The generated test file is then placed in the recommended location, and a corresponding Git diff is produced. All prompts used in this process are provided in the supplementary material.

The workflow described above generates only one test. However, EVOOTTER starts with n (usually $n = 8$) initial tests that should ideally be both high-quality and diverse. Prior work on inference scaling has used two different techniques

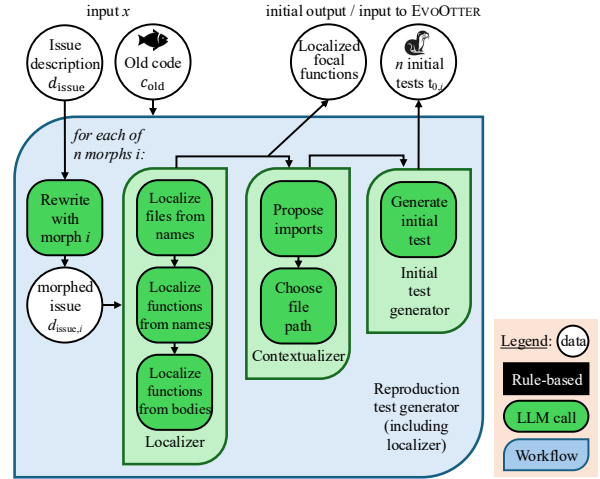


Fig. 3: Initial BRT generation workflow.

for such multi-sampling. The most common approach is to use higher values for the *temperature* inference parameter, which increases LLM randomness [11], [31], [28]. However, with the new set of frontier models, this approach is no longer applicable. For example, Claude-Opus-4.7 no longer offers a temperature parameter. Furthermore, even with earlier Claude models (e.g., Claude-Sonnet-3.7 and Claude-Sonnet-4.5), we made multiple queries at high temperature but still obtained the same output for a certain input. An alternative approach is heterogeneous prompting [7], where each attempt at the task starts from a different prompt (e.g., a different version of the issue description). Inspired by this prior work, our initial bug reproduction test generator uses heterogeneous prompting for generating multiple candidates. (Section III-D also discusses a single-prompting-based approach, which is much cheaper than heterogeneous prompting.)

Heterogeneous prompting improves diversity by systematically varying the input rather than relying on temperature [7]. It first applies issue description morphing, where an LLM rewrites the original d_{issue} in multiple ways, such as standard (structured format), simple (reduced complexity and jargon), dropCode (removing misleading code), initTest (adding an initial test), and initPatch (adding an initial patch), to provide different perspectives for generation. It then applies context masking, where selected contextual elements, such as imports and related functions, are hidden from the prompt to expose the model to different subsets of information. We rerun the workflow shown in Fig. 3 with updated information and generate multiple initial tests. Together, these techniques encourage varied reasoning paths and increase the likelihood of generating at least one correct fail-to-pass test.

C. Test Selection

In evolutionary programming, *selection* chooses fitter solutions from the current population for the next generation [12]. This helps evolutionary programming gradually improve the quality of solutions over time. In our setup, we define the

TABLE I: Rule-based code mutant types with examples.

Mutation Type	Before	After
Binary Arithmetic	$a + b$	$a - b$
Unary Arithmetic	$-x$	$+x$
Binary Relational	$x == y$	$x > y$
Binary Logical	$a \text{ and } b$	$a \text{ or } b$
Unary Logical	not <i>condition</i>	<i>condition</i>
Constant Replacement	$x = 5$	$x = 0$
Return Value	return x	return None
Assignment	$x = \text{calculate}()$	$x = \text{None}$
Force Failure	-	raise <i>Exception</i> ("Force failure mutant")

fitness of a test as its mutation score: the fittest tests kill the most code mutants. Table I presents nine different types of rule-based mutants with examples. In addition to traditional mutants (e.g., operator swap and constant replacement), it includes a mutant that just raises an exception. Unlike other mutants, this *force failure* mutant is independent from existing statements, so it applies even in cases where other mutants are inapplicable. We attempt to apply mutations to all localized functions. We randomly take one of the localized functions, randomly select one of the mutants, and try to apply it. If the chosen mutant is not applicable to the function, we retry with another one. Our rule-based mutant generator keeps going until it has produced m unique code mutants.

Mutation testing computes the *mutation score* for a test by counting how many mutants it kills [15]. The common assumption is that the original (non-mutated) code is correct, and that many mutations inject faults. Therefore, traditional mutation testing starts from a test that passes on the original code, and defines *killing* a mutant simply as a test failure, detecting the fault in the mutated code. Unfortunately, computing the mutation score for BRTs is not that easy. For BRTs, the original code is already incorrect, so detecting test failures alone is insufficient. Additionally, we do not have well-defined focal functions. We apply mutants to the localized functions retrieved during initial test generation, which may have less than perfect precision or recall. Even if our localizer can identify the focal function, it will correspond to the old code c_{old} , not the new code after the issue is resolved.

Therefore, we propose a different definition for *killing* a mutant, resulting in a more BRT-friendly mutation score. Instead of checking only the test outcomes, we observe changes in the full test output logs. In our setup, a good test should fail on c_{old} for the reason described in d_{issue} . When a test kills a mutant, it will still fail, but for a different reason. Changes in the logs are a signal that the test has killed the mutant; otherwise, it would generate the same logs. There are challenges in computing log differences; for example, some tests use random constants. To address this, we normalize whitespace and constants before computing the log differences. Note that the mutation score can be the same for all candidates. If localization fails, the mutation score may be zero for all candidates. Conversely, in unusually simple cases, all candidates may achieve full scores. In such cases, test selection uses an LLM as a fallback

option. The LLM takes the issue description, tests, and logs as input and selects half of the candidates. Although we could rely solely on an LLM for selection, doing so increases cost while reducing diversity in the population, thus negatively affecting the crossover phase. Our experiments show that our mutation score better captures execution behavior compared to an LLM, even when we give the LLM access to the test logs. Section IV-B empirically compares our mutation-based fitness score with LLM-based selection and random selection.

D. Crossover

In evolutionary programming, *crossover* combines parts of parent solutions to create new offspring with potentially better characteristics [12]. By exchanging information between parents, it explores new solutions and improves the search for an optimal result. In our setup, we consider the set of test candidates remaining in a given generation after selection as parents. To generate offspring, we present the issue description, parent tests, and logs on c_{old} to an LLM. We use a single LLM call to jointly generate the full set of diverse offspring tests for the next generation. We instruct the LLM to interchange, add, or remove statements between tests to make them better. This helps keep a diverse population while also improving individual fitness. We need to execute the parent tests on c_{old} irrespective of the selection process, as crossover uses test logs as input. We might get better results by making one crossover call for each candidate. But that would multiply the cost by the number of candidates and reduce our ability to control diversity as the model would not see other tests. Using a single call better exploits the reasoning capability of frontier LLMs while keeping the cost in check.

Given that crossover is batched into a single LLM call, one might wonder whether we can also generate the initial test population as a single batch with a single LLM call. Doing so could reduce the cost significantly, since heterogeneous prompting is expensive, and would circumvent the lack of the temperature parameter for temperature-based inference scaling. On the other hand, generating new tests is harder than just updating existing tests for crossover. Single prompting may not match the performance of heterogeneous prompting, because it will use the same localization and contextualization for all candidates, whereas heterogeneous prompting offers different components for each candidate. We conducted some experiments with this single-prompting variant and report results in Section IV-D.

To summarize, we combine selection with repair (crossover) to reach the final test with a reduced number of LLM calls. Ahmed *et al.* [7] applied heterogeneous prompting to generate initial candidate tests, but they make up to 10 LLM calls to repair each test using execution feedback before performing the selection process. The selection process itself also requires candidate patches, which further increases the cost. Moreover, with frontier models, most agents no longer generate multiple candidates. If we apply an individual repair strategy to each test, it could give us better performance but require up to 80 LLM calls, excluding the initial test generation and selection

process. For many issues, fewer than 80 calls may be needed if the LLM critic determines that a test is already good and stops early. However, in some instances where all initial candidates fail for incorrect reasons, the process may still consume all 80 calls without any improvement. In contrast, when starting from $n = 8$ initial tests, EVOOTTER requires at most 5 LLM calls (at most 3 for selection if the mutation score fails and 2 for crossover, see Fig. 2). Empirically, we find that EVOOTTER only makes 3 LLM calls on average (1 for selection and 2 for crossover), since mutation scores usually differ across candidates.

IV. EVALUATION

This section describes experiments to answer the following research questions:

- **RQ1:** How effective is EVOOTTER as selector and repairer?
- **RQ2:** How does the mutation score affect EVOOTTER?
- **RQ3:** What is the contribution of crossover to EVOOTTER?
- **RQ4:** How effective is single-prompt initial population generation in EVOOTTER?
- **RQ5:** How does EVOOTTER perform overall?

Prior works on repository-level BRT generation primarily evaluated on three benchmarks: SWT-Bench-Lite [22], SWT-Bench-Verified [22], and TDD-Bench-Verified [6]. All three are derived from SWE-Bench [16]. SWT-Bench-Verified and TDD-Bench-Verified both contain subsets of instances of SWE-Bench-Verified, with minor differences in the evaluation harness. Recently, the frontier model vendor OpenAI has raised concerns about SWE-Bench [3], as they found some misalignment between tests and patches, and suggested that solutions may have been used during model training. In this work, we primarily focus on two benchmarks: i) TDD-Bench-Verified, to compare our approach with prior works, and ii) SWE-Rebench [9], which collects new instances each month and can be used for contamination-free evaluation. SWE-Bench is primarily built using 12 popular and mature Python repositories, while SWE-Rebench collects data from more than 150 repositories. To avoid test framework-related complexity, we only focused on instances using the pytest framework. We executed developer-written golden tests on golden patches and checked whether the tests went from fail to pass. We filtered out instances where we did not observe this property. Finally, we ended up with 389 samples. Since SWT-Bench-Verified and TDD-Bench-Verified are similar, we also report the performance of EVOOTTER on SWT-Bench-Verified.

Following prior work, we use the $F2P$ rate as our primary metric. Prior works found that $F2P$ tests usually have higher coverage compared to non- $F2P$ tests [6], [7]; Section V briefly discusses coverage. Most of our experiments use Claude-Sonnet-4.5, which was released on September 29, 2025 [1], thus allowing us to evaluate on a substantial number of instances from SWE-Rebench with pre- and post-cutoff dates. We also report our final results on Claude-Opus-4.7 with high reasoning to show how much we can achieve with EVOOTTER.

TABLE II: Comparison of EVOOTTER with other selectors and repairers using Claude-Sonnet-4.5.

Approach	Skill	$F2P$	
		TDD-Bench-Verified (449 Samples)	SWE-Rebench (389 Samples)
BaseBRT	Neither	234 (52.1%)	147 (37.8%)
Rule-based Selection		246 (54.8%)	160 (41.1%)
LLM-based Selection		270 (60.1%)	173 (44.5%)
e-Otter	Repair	284 (63.3%)	177 (45.5%)
EVOOTTER Selection + Repair		296 (65.9%)	202 (51.9%)

A. Effectiveness of EVOotter as Selector and Repairer (RQ1)

Inference scaling is an effective way to improve performance. However, it requires a selector to choose the best candidate from a pool of generated outputs. Selectors can be broadly divided into two categories: (i) rule-based and (ii) LLM-based. In rule-based selection [29], [28], [6], [7], predefined rules are used to choose the final candidates. We use the Otter [6] selector as a baseline to compare with EVOOTTER. In this process, tests are executed on c_{old} and categorized into three groups: assertion errors, failures due to other reasons, and runtime errors. Tests in the first group are prioritized, and ties are broken using a predetermined criterion, such as context length. If no test belongs to the first group, the remaining groups are considered sequentially. LLMs can also be used as selectors [20], [24]. This approach provides the LLM with the issue description, tests, and execution logs on c_{old} , and asks it to select the best test. Based on the logs, the model can determine whether a test fails for the correct reason. Table II shows that LLM-based selectors generally perform better than rule-based selectors. For both selectors, we use the same initial candidates as those used for EVOOTTER. Ahmed *et al.* [7] proposed execution-based selection using surrogate code patches. This approach assumes that the test generator coexists with a patch generator, and that the patch generator also employs inference scaling. While this method is effective, it makes the overall process significantly more expensive (reported costs are \$2.75 and \$1.80 per instance using Claude-Sonnet-3.7 and GPT-4o, respectively). In this paper, we choose not to use execution feedback from surrogate code patches during the selection phase.

Execution feedback-based repair is widely used in reproduction test generation [23], [17], [7]. We choose e-Otter as a representative baseline to compare against our approach. We start the repair process with the tests generated by BaseBRT using the default issue description. Table II shows that EVOOTTER achieves 65.9% and 51.9% $F2P$ rates on TDD-Bench-Verified and SWE-Rebench, respectively, with Claude-Sonnet-4.5, outperforming all individual selectors and repairers. Note that it is always possible to repair all candidates individually and then apply a selector to achieve strong performance, albeit at a significantly higher cost. In contrast, EVOOTTER selects and batch-processes multiple candidates iteratively using a minimal cost (\$0.17 on average for each instance, excluding initial test generation), outperforming systems that rely on only

TABLE III: EVOOTTER with different selection and crossover mechanisms

Configuration	$F2P$	
	TDD-Bench-Verified (449 Samples)	SWE-Rebench (389 Samples)
Mutation + Crossover	296 (65.9%)	202 (51.9%)
LLM + Crossover	287 (63.9%)	188 (48.3%)
Random + Crossover	289 (64.4%)	193 (49.6%)
Mutation	245 (54.6%)	161 (41.4%)

one of either selection or repair. We perform a McNemar’s test [21] and observe that our method achieves statistically significant improvements over all baselines ($p < 0.01$), except for e-Otter on TDD-Bench-Verified.

Finding 1. EVOOTTER outperforms systems with only one of either selection or repair, and achieves 65.9% and 51.9% on TDD-Bench-Verified and SWE-Rebench, respectively, using Claude-Sonnet-4.5.

B. Influence of Mutation Score on EvoOtter (RQ2)

EVOOTTER primarily uses mutation score as its selection strategy. We also evaluate two additional selection strategies: LLM-based selection and random selection. LLM-based selection provides the LLM with the issue description, candidate tests, and execution logs on c_{old} , and asks it to retain half of the population while maximizing both quality and diversity. Random selection samples half of the population uniformly at random for crossover. Table III shows that mutation-based selection achieves the best performance on both TDD-Bench-Verified and SWE-Rebench. Surprisingly, random selection slightly outperforms LLM-based selection when combined with crossover. This suggests that mutation-based and random selection benefit more from crossover than LLM-based selection. Section IV-C discusses this observation further.

To further investigate the impact of selection, we evaluate our tests at intermediate stages against the developer-written golden patch. Note that this evaluation does not affect the selection or crossover process; it is conducted solely to analyze the behavior of different components. We consider three selection phases (e.g., $8 \rightarrow 4$, $4 \rightarrow 2$, and $2 \rightarrow 1$, see Fig. 2), and in each phase, we compute the accuracy of the selection strategies. To compute accuracy, we examine how many tests are $F2P$ in both the candidate population and the selected subset. If all selected tests are $F2P$, we assign an accuracy of 1; otherwise, we divide the number of selected $F2P$ tests by the total number of $F2P$ tests in the candidate pool. Fig. 4 shows selection accuracy at different stages for both benchmarks. In the first phase, LLM-based selection performs better than the other approaches. This is expected, as LLM-based selection has access to the execution logs on c_{old} , which can be highly beneficial. LLM critics are generally effective at identifying whether tests fail for the correct reasons [23], [7]. However, in the subsequent phases, mutation-based and random selection begin to perform better, eventually outperforming LLM-based selection. Although the exact cause is unclear, we assume that the LLM may exhibit bias or prefer specific groups of

TABLE IV: Evolution rate of $F2P$ tests from candidate sets with no initial $F2P$ tests

Category	TDD-Bench-Verified		SWE-Rebench	
	#Sample	$F2P$	#Sample	$F2P$
Mutation	287	36 (12.5%)	348	28 (8.0%)
LLM	309	19 (6.1%)	326	20 (6.1%)
Random	300	37 (12.3%)	369	32 (8.7%)

tests, resulting in reduced diversity among the selected tests. Consequently, LLM-based selection benefits the least from crossover, as reflected in the second and third selection phases. The next section discusses the impact of crossover under different selection strategies.

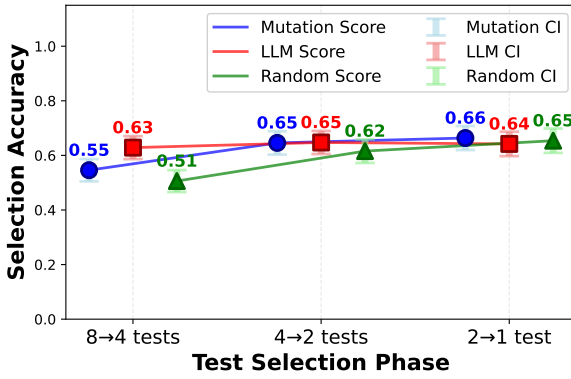
Does the mutation score tend to favor $F2P$ tests? If $F2P$ tests and other generated tests exhibit similar mutant-killing capability, the selection process is unlikely to provide significant benefits. Fig. 5 shows that, across both benchmarks, $F2P$ tests are consistently better at killing mutants than other generated tests. Although the initial selection phase contains fewer mutants, it provides a similar ability to distinguish high-quality tests as the later phases. While prioritizing $F2P$ tests is not strictly required during the intermediate selection phases, doing so enables crossover to produce more effective offspring. Mutation score naturally favors $F2P$ tests during selection, contributing to the improved performance of EVOOTTER.

Finding 2. Although LLM-based selection performs best in the first phase, mutation-based and random selection catch up in the subsequent phases. Ultimately, mutation-based selection emerges as the best overall selection strategy.

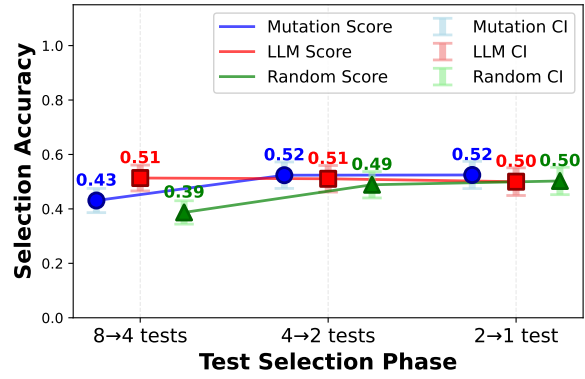
C. Role of Single-Prompt Crossover in EvoOtter (RQ3)

During crossover, we use a single LLM call to batch-process and repair all candidate tests using the issue description, the tests, and their corresponding execution logs on c_{old} . This is the key component of EVOOTTER. Table III shows that the choice of selection strategy has relatively lower impact when crossover is enabled. However, removing crossover causes the performance of mutation-based selection to drop by more than 10% on both benchmarks, demonstrating the critical role of crossover in our framework.

Similar to our analysis of the selection process, we also examine the candidate tests at the intermediate crossover steps (see Fig. 2). Since EVOOTTER performs two crossovers, Fig. 6 reports the ratio of $F2P$ tests to the total number of candidate tests after each crossover for both benchmarks. All three selection strategies benefit from crossover, although the improvements are larger for mutation-based and random selection. For example, on TDD-Bench-Verified, the $F2P$ ratio increases by more than 9% after the first crossover for both mutation-based and random selection, whereas the improvement for LLM-based selection is only about 5%. During the second crossover phase, the improvements are relatively small for all three strategies. On SWE-Rebench, the $F2P$ ratio after the second crossover is 0.52 for LLM-based selection, which is slightly higher than mutation-based selection

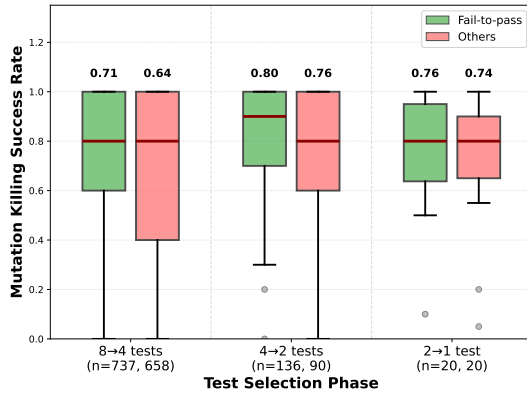


(a) TDD-Bench-Verified

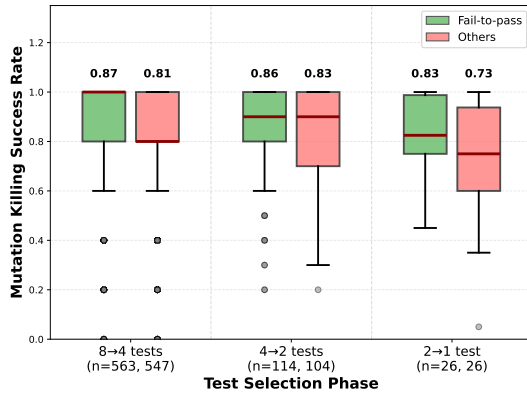


(b) SWE-Rebench

Fig. 4: Accuracy of selection strategies at different stages



(a) TDD-Bench-Verified



(b) SWE-Rebench

Fig. 5: Mutation killing ability of $F2P$ tests

(0.51) and random selection (0.49). Nevertheless, mutation-based selection achieves the best overall performance. This is because the final performance depends on both selection and crossover. Although LLM-based selection produces a slightly higher $F2P$ ratio after the second crossover, mutation-based selection retains better $F2P$ tests throughout the evolutionary process, leading to superior overall results.

It is difficult to measure the impact of crossover when the candidate population already contains $F2P$ tests. Therefore,

TABLE V: Heterogeneous Prompting vs. Single Prompting

Prompting	Model	$F2P$	
		TDD-Bench-Verified (449 Samples)	SWE-Rebench (389 Samples)
Heterogeneous	Claude-Sonnet-4.5	296 (65.9%)	202 (51.9%)
Single	Claude-Sonnet-4.5	280 (62.4%)	194 (49.9%)
Single	Claude-Opus-4.7	338 (75.3%)	258 (66.3%)

TABLE VI: Estimated cost of different EVOOTTER variants

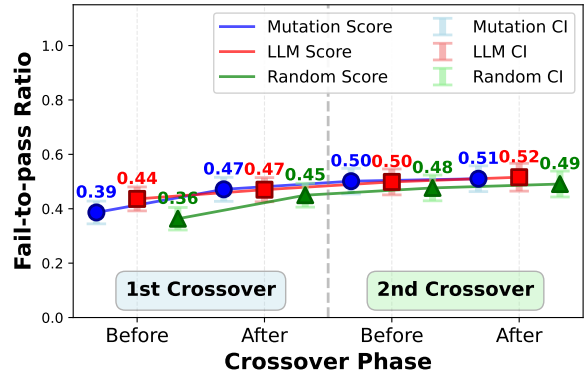
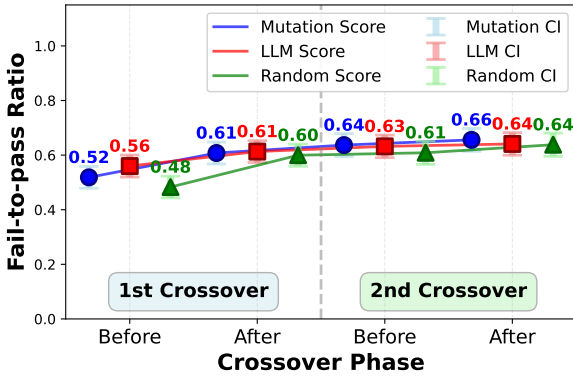
Prompting	Selection	Model	Cost
Heterogeneous	Mutation	Claude-Sonnet-4.5	\$1.12
Heterogeneous	LLM	Claude-Sonnet-4.5	\$1.22
Single	Mutation	Claude-Sonnet-4.5	\$0.48
Single	Mutation	Claude-Opus-4.7	\$0.88

we consider only the cases where no $F2P$ tests are present before crossover and examine whether any new $F2P$ tests emerge afterward. Table IV shows that, on TDD-Bench-Verified, the evolution rate is 12.5% and 12.3% for mutation-based and random selection, respectively, compared to only 6.1% for LLM-based selection. We observe a similar trend on SWE-Rebench. These results indicate that the candidate tests selected by mutation-based and random selection are more likely to evolve into $F2P$ tests during crossover than those selected by the LLM-based strategy. We assume that this is because LLM-based selection exhibits a stronger bias toward a particular subset of tests, resulting in lower diversity and consequently less effective crossover.

Finding 3. Crossover is the key contributor to EVOOTTER’s performance. Candidates selected using mutation-based and random selection exhibit a higher tendency to evolve into $F2P$ than those selected using the LLM-based strategy.

D. Advantages of Single-Prompt Initial Test Generation (RQ4)

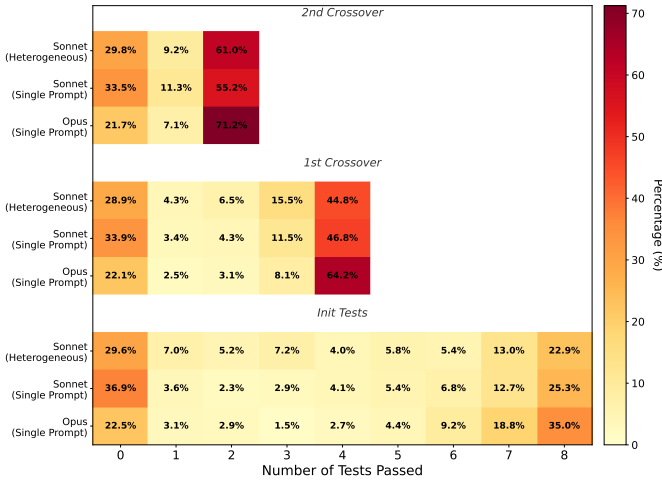
Section III-D discussed the potential of using a single prompt instead of heterogeneous prompting for initial test generation. In this setting, we use BaseBRT for localization and contextualization without any modifications. The only change is that we ask the LLM to generate eight distinct $F2P$



(a) TDD-Bench-Verified

(b) SWE-Rebench

Fig. 6: Impact of crossover at different stages

Fig. 7: Distribution of $F2P$ tests for heterogeneous and single prompting on TDD-Bench-Verified

test candidates in a single call instead of generating one test per call. Table V shows that single prompting results in a slight performance drop on both benchmarks (from 65.9% to 62.4% on TDD-Bench-Verified and from 51.9% to 49.9% on SWE-Rebench). This is expected because all candidate tests are generated from the same localization and contextualization, which may not always be optimal. Furthermore, a single LLM call is responsible for generating all eight tests, making it more challenging to achieve the same level of diversity and quality as heterogeneous prompting, where each call focuses on generating a single test. However, single prompting substantially reduces the test generation cost, from \$0.95 to \$0.20 per instance.

Despite the small performance degradation, the significant reduction in cost makes single prompting an attractive alternative. More importantly, it enables the use of stronger reasoning models, such as Claude-Opus-4.7 (with high reasoning), whose cost would be prohibitive under heterogeneous prompting. Table V shows that using Claude-Opus-4.7 with single prompting achieves 75.3% on TDD-Bench-Verified and 66.3% on SWE-Rebench, representing an absolute improvement of nearly

10%-15% over heterogeneous prompting with Claude-Sonnet-4.5. As presented in Table VI, EVOOTTER with heterogeneous prompting and Claude-Sonnet-4.5 achieves a 65.9% fail-to-pass rate at a cost of \$1.12 per instance, whereas single prompting with Claude-Opus-4.7 achieves 75.3% at a lower cost of \$0.88 per instance.

Distribution of $F2P$ tests under single prompting. A potential concern with single prompting is the reduced diversity of the generated candidate population. Since all eight tests are produced in a single LLM call, they may exhibit similar behavior, resulting in either all tests passing or all tests failing. Such a lack of diversity could reduce the effectiveness of the subsequent selection and crossover stages. Fig. 7 shows the distribution of the number of $F2P$ tests generated by EVOOTTER for both the initial population and the population after crossover under heterogeneous and single prompting. Across all settings, we observe that for the majority of instances, either all tests pass or all tests fail. For example, with Claude-Opus-4.7 and single prompting, this accounts for approximately 58% of the initial populations. Nevertheless, the remaining 42% of instances contain varying numbers of $F2P$ tests. A similar distribution is observed after crossover. These results suggest that tests that are generated in a single LLM call do not necessarily share the same $F2P$ behavior, allowing EVOOTTER’s evolutionary operators to remain effective. Furthermore, the distribution of $F2P$ tests under single prompting is generally similar to that under heterogeneous prompting, suggesting that single prompting does not substantially reduce the diversity of the generated candidate population.

Finding 4. Although replacing heterogeneous prompting with single prompting for initial test generation results in a slight performance drop, it significantly reduces the cost and enables the use of more powerful reasoning models to achieve better overall performance.

E. Performance of EvoOtter (RQ5)

We compare EVOOTTER with prior approaches with one skill (i.e., either selection or repair) and analyze the contributions of its key components, including selection, crossover,

and single prompting. Existing published and unpublished approaches employ different LLMs, making direct comparisons challenging. Moreover, several methods rely on temperature-based inference scaling or repeatedly querying the same prompt, techniques that are no longer applicable to many recent frontier models. A comprehensive comparison with all prior works is also impractical because several leading approaches are not open-source and would be prohibitively expensive to reproduce. Nevertheless, we compare EVOOTTER against e-Otter using the same underlying model, Claude-Sonnet-4.5, and find that EVOOTTER consistently outperforms it.

Table VII summarizes the performance of EVOOTTER on three benchmarks. On both TDD-Bench-Verified and SWE-Rebench, EVOOTTER achieves state-of-the-art performance. As discussed earlier, due to the substantial sample overlap between current SWT-Bench-Verified and TDD-Bench-Verified, we report results with Claude-Opus-4.7 (using single prompting) only to facilitate comparison with the top methods on the SWT-Bench-Verified leaderboard [2]. We omit many leaderboard entries because of space limitations, and it is worth noting that most of the top-performing methods are unpublished and have not undergone peer review. In addition, the implementation details and inference costs of several of these methods are unavailable.

The performance of EVOOTTER could be further improved by increasing the initial population size or by repairing each generated test individually before the evolutionary process, as well as by repairing each offspring independently during crossover. However, these improvements would come at a substantially higher inference cost. In this work, our primary objective is to investigate the effectiveness of evolutionary programming for reproduction test generation while maintaining a low inference cost. Despite this focus on efficiency, EVOOTTER achieves competitive leaderboard performance and outperforms all published, peer-reviewed approaches.

Finding 5. EVOOTTER achieves state-of-the-art performance on TDD-Bench-Verified (75.3%) and SWE-Rebench (66.3%) using Claude-Opus-4.7 with single prompting. Despite its focus on cost minimization, EVOOTTER also performs strongly on the SWT-Bench-Verified leaderboard (77.8%).

V. DISCUSSION

A. Robustness of EVOtter to Model Contamination

One of the main concerns with benchmarking LLM-based software engineering is model contamination or data memorization. A common way to investigate this issue is to divide the evaluation instances into pre-cutoff and post-cutoff subsets based on the model’s training cutoff date and compare the performance. Mündler *et al.* [22] conducted a similar analysis and found little difference between the two subsets. We perform the same analysis on SWE-Rebench, which contains instances from January 2025 to March 2026. Using the release date of Claude-Sonnet-4.5 (September 29, 2025) as the cutoff,

TABLE VII: Performance of EVOOTTER on benchmarks

Benchmark	Approach	Model	$F2P$	
			Count	in %
TDD-Bench-Verified (449 Samples)	iCoRe	GPT-4o	237	52.8
	e-Otter++	Claude-Sonnet-3.7	283	63.0
	e-Otter	Claude-Sonnet-4.5	284	63.3
	EvoOtter (Heterogeneous)	Claude-Sonnet-4.5	296	65.9
	EvoOtter (Single Prompt)	Claude-Opus-4.7	338	75.3
SWT-Bench-Verified (433 Samples)	AssertFlip	GPT-4o	197	45.5
	e-Otter++	Claude-Sonnet-3.7	269	62.1
	ReProAgent*	GPT-5-mini	302	69.7
	EvoOtter (Single Prompt)	Claude-Opus-4.7	337	77.8
	OpenHands*	GPT-5	346	79.9
	LogicStar AI*	Undisclosed	364	84.1
SWE-Rebench (389 Samples)	BaseBRT	Claude-Sonnet-4.5	147	37.8
	e-Otter	Claude-Sonnet-4.5	177	45.5
	EvoOtter (Heterogeneous)	Claude-Sonnet-4.5	202	51.9
	EvoOtter (Single Prompt)	Claude-Opus-4.7	258	66.3

* Unpublished and not peer-reviewed

TABLE VIII: Performance of EVOOTTER on instances before vs. after Claude-Sonnet-4.5 knowledge cutoff

Selection	Category	N	$F2P$	
			Count	in %
Mutation	Pre-cutoff	162	78	48.1
	Post-cutoff	227	124	54.6
LLM	Pre-cutoff	162	74	45.7
	Post-cutoff	227	114	50.2
Random	Pre-cutoff	162	79	48.8
	Post-cutoff	227	114	50.2

we divide the dataset into 162 pre-cutoff instances and 227 post-cutoff instances.

Surprisingly, Table VIII shows that EVOOTTER performs better on the post-cutoff subset than on the pre-cutoff subset, and this trend is consistent across all three selection strategies. Based on these results, it is difficult to draw a definitive conclusion about the impact of model contamination. One possible explanation is that the post-cutoff instances are inherently easier, allowing the LLM to achieve better performance. Nevertheless, the fact that EVOOTTER’s performance does not degrade on the post-cutoff subset suggests that it may not be substantially affected by model contamination.

B. Coverage Evolution in EVOtter

The average coverage of $F2P$ tests is typically above 0.90, whereas the average coverage of non- $F2P$ generated tests is approximately 0.60 [6]. Nevertheless, several non- $F2P$ tests achieve coverage comparable to that of $F2P$ tests. This raises an interesting question: besides evolving $F2P$ tests, does EVOOTTER also improve test coverage?

Following prior work [6], [7], we compute coverage as the ratio of the number of covered deleted lines in c_{old} and covered added lines in c_{new} to the total number of added and deleted lines. Fig. 8 shows that heterogeneous prompting with Claude-Sonnet-4.5 achieves a substantially higher average coverage (0.85) than BaseBRT (0.76). When considering only $F2P$ tests, the difference between the two methods is relatively small (0.92 vs. 0.91). However, for non- $F2P$ tests,

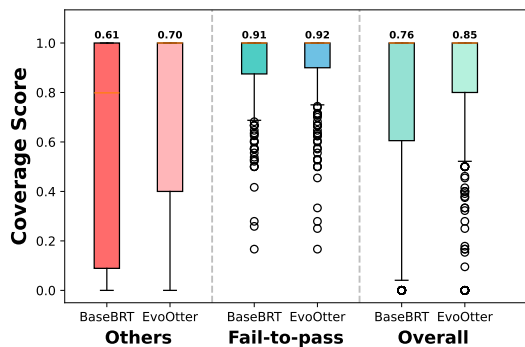


Fig. 8: Evolution of coverage in generated tests

EVOOTTER achieves significantly higher coverage (0.70 vs. 0.61). This suggests that even when EVOOTTER does not generate tests with the desired property, it is still able to evolve tests that cover more relevant code regions.

C. Detailed Analysis of the Mutants

We use nine different mutant types in EVOOTTER, but so far have not analyzed their individual effectiveness. First, not every mutant type is applicable to every focal function. For example, the binary arithmetic mutant type does not apply if the localized function does not contain any binary arithmetic operator. To measure the effectiveness of each mutant type, we try to apply mutants to the golden focal functions. Then, using the developer-written golden test, we measure the mutant-killing rate. The mutant-killing rate of the different mutant types ranges from 72% to 89%. We also analyze the composition of the generated mutant population. The five operator-based mutation types collectively account for only about 25% of all generated mutants, as their applicability depends on the presence of the corresponding operators in the focal function. In contrast, the remaining mutant types (e.g., constant replacement and force failure) each contribute approximately 15%-20% of the generated mutant population.

To evaluate the effectiveness of each mutant category in isolation, we group the nine mutant types into five categories, where all operator-based mutants are combined into a single group. We randomly sample 100 instances from TDD-Bench-Verified and evaluate each mutant category independently using heterogeneous prompting with Claude-Sonnet-4.5. Table IX shows that the default configuration, which uses all mutant types, achieves a 72% $F2P$ rate. When using only a single mutant category, the $F2P$ rate ranges from 66% to 74%. We note that EVOOTTER falls back to LLM-based selection whenever mutation scores cannot distinguish the candidate tests. Under the default configuration, mutation scores determine approximately 66% of the selection decisions, while the remaining decisions rely on the LLM. However, when only a single mutant category is used, the proportion of LLM-based selections increases substantially. For example, using only the force-failure mutant category achieves a 74% fail-to-pass rate, but the LLM is responsible for 61.2% of the selection decisions. This suggests that comparable or even

TABLE IX: Performance of EVOOTTER using different mutant categories

Mutant Type	$F2P$		Select by (in %)	
	Count	in %	Mutation Score	LLM
All	72	72.0	66.7	33.3
Operators (all 5)	70	70.0	55.3	44.7
Constant Replacement	66	66.0	62.7	37.3
Return Value	69	69.0	46.4	53.6
Assignment	72	72.0	62.7	37.3
Force Failure	74	74.0	38.8	61.2

better performance may be achievable with fewer mutant categories, but at the expense of a higher inference cost due to increased reliance on the LLM. Finally, these results should be interpreted with caution, as the experiment was conducted on only 100 randomly selected instances.

VI. THREATS TO VALIDITY

A limitation of our work is that it is evaluated only on Python repositories, and therefore the findings may not directly generalize to other programming languages. Nevertheless, several influential studies [16], [22], [31] have been conducted under the same limitation and have made significant contributions to the field. Another important concern in SWE-bench-based evaluation is model contamination or memorization [19]. To mitigate this threat, we evaluate EVOOTTER on SWE-Rebench, which contains more recent software engineering tasks, and observe consistent improvements across our proposed techniques. However, SWE-Rebench is also constructed from open-source repositories. Although the model is unlikely to have seen these specific tasks during training, it may still benefit from prior exposure to earlier versions of the corresponding repositories. Another limitation of our study is the limited exploration of hyperparameter choices due to the high inference cost. For example, EVOOTTER initializes the evolutionary process with eight candidate tests. While it would be interesting to investigate the effect of using different population sizes (e.g., 4 or 16 tests), such experiments are computationally expensive. We choose an initial population of eight because it is consistent with prior inference-scaling approaches, which typically generate between five and ten candidate tests [29], [7], [28]. We expect our findings to remain largely robust to such design choices, although a more comprehensive sensitivity analysis is left for future work. Finally, some of our design choices, such as single-prompt initial test generation and crossover, are tailored to the capabilities of recent frontier models. Earlier generations of LLMs may not achieve the same level of performance under these default design choices.

VII. CONCLUSION

This paper introduces EVOOTTER, a simple and effective approach for generating bug reproduction tests using evolutionary programming. Our method uses mutation-based feedback and efficient scaling techniques to improve both accuracy and cost. It achieves strong $F2P$ results across

multiple benchmarks, showing its practical value. Overall, this work highlights how combining evolutionary ideas with LLMs can improve test generation in software engineering.

REFERENCES

- [1] 2025. [Online]. Available: <https://www.anthropic.com/news/claude-sonnet-4-5>
- [2] 2025. [Online]. Available: <https://swtbench.com/?results=verified>
- [3] 2026. [Online]. Available: <https://openai.com/index/why-we-no-longer-evaluate-swe-bench-verified/>
- [4] K. Adamopoulos, M. Harman, and R. M. Hierons, "How to overcome the equivalent mutant problem and achieve tailored selective mutation using co-evolution," in *Genetic and Evolutionary Computation (GECCO)*, 2004, pp. 1338–1349. [Online]. Available: https://doi.org/10.1007/978-3-540-24855-2_155
- [5] L. A. Agrawal, S. Tan, D. Soylu, N. Ziemis, R. Khare, K. Opsahl-Ong, A. Singhvi, H. Shandilya, M. J. Ryan, M. Jiang, C. Potts, K. Sen, A. G. Dimakis, I. Stoica, D. Klein, M. Zaharia, and O. Khattab, "GEPa: Reflective prompt evolution can outperform reinforcement learning," Jul. 2025. [Online]. Available: <https://arxiv.org/abs/2507.19457>
- [6] T. Ahmed, J. Ganhotra, R. Pan, A. Shinnar, S. Sinha, and M. Hirzel, "Otter: Generating tests from issues to validate SWE patches," in *International Conference on Machine Learning (ICML)*, Jul. 2025. [Online]. Available: <https://proceedings.mlr.press/v267/ahmed25b.html>
- [7] T. Ahmed, J. Ganhotra, A. Shinnar, and M. Hirzel, "Heterogeneous prompting and execution feedback for SWE issue test generation and selection," in *International Conference on Software Engineering (ICSE)*, Apr. 2026.
- [8] T. Ahmed, M. Hirzel, R. Pan, A. Shinnar, and S. Sinha, "TDD-Bench Verified: Can LLMs generate tests for issues before they get resolved?" Dec. 2024. [Online]. Available: <https://arxiv.org/abs/2412.02883>
- [9] I. Badertdinov, A. Golubev, M. Nekrashevich, A. Shevtsov, S. Karasik, A. Andriushchenko, M. Trofimova, D. Litvintseva, and B. Yangel, "Swe-rebench: An automated pipeline for task collection and decontaminated evaluation of software engineering agents," May 2025. [Online]. Available: <https://arxiv.org/abs/2505.20411>
- [10] R. Cheng, M. Tufano, J. Cito, J. Cambronero, P. Rondon, R. Wei, A. Sun, and S. Chandra, "Agentic bug reproduction for effective automated program repair at Google," Feb. 2025. [Online]. Available: <https://arxiv.org/abs/2502.01821>
- [11] R. Ehrlich, B. Brown, J. Juravsky, R. Clark, C. Re, and A. Mirhoseini, "CodeMonkeys: Scaling test-time compute for software engineering," Jan. 2025. [Online]. Available: <https://arxiv.org/abs/2501.14723>
- [12] D. B. Fogel and L. J. Fogel, "An introduction to evolutionary programming," in *European Conference on Artificial Evolution (AE)*, Sep. 1995, pp. 21–33. [Online]. Available: https://doi.org/10.1007/3-540-61108-8_28
- [13] G. Fraser and A. Arcuri, "EvoSuite: automatic test suite generation for object-oriented software," in *Symposium and the European Conference on Foundations of Software Engineering (ESEC)*, 2011, pp. 416–419. [Online]. Available: <https://doi.org/10.1145/2025113.2025179>
- [14] K. Jamieson and A. Talwalkar, "Non-stochastic best arm identification and hyperparameter optimization," in *Conference on Artificial Intelligence and Statistics (AISTATS)*, May 2016, pp. 240–248. [Online]. Available: <https://proceedings.mlr.press/v51/jamieson16.html>
- [15] Y. Jia and M. Harman, "An analysis and survey of the development of mutation testing," *IEEE Transactions on Software Engineering (TSE)*, vol. 37, no. 5, pp. 649–678, 2011. [Online]. Available: <https://doi.org/10.1109/TSE.2010.62>
- [16] C. E. Jimenez, J. Yang, A. Wettig, S. Yao, K. Pei, O. Press, and K. Narasimhan, "SWE-bench: Can language models resolve real-world GitHub issues?" in *International Conference on Learning Representations (ICLR)*, May 2024.
- [17] L. Khatib, N. S. Mathews, and M. Nagappan, "AssertFlip: Reproducing bugs via inversion of LLM-generated passing tests," in *International Conference on Software Engineering (ICSE)*, Apr. 2026.
- [18] C. Le Goues, T. Nguyen, S. Forrest, and W. Weimer, "GenProg: A generic method for automatic software repair," *IEEE Transactions on Software Engineering (TSE)*, vol. 38, no. 1, pp. 54–72, 2012. [Online]. Available: <https://doi.org/10.1109/TSE.2011.104>
- [19] S. Liang, S. Garg, and R. Z. Moghaddam, "The SWE-bench illusion: When state-of-the-art LLMs remember instead of reason," Jun. 2025. [Online]. Available: <https://arxiv.org/abs/2506.12286>
- [20] M. Martinez and X. Franch, "Dissecting the swe-bench leaderboards: Profiling submitters and architectures of llm-and agent-based repair systems," *arXiv preprint arXiv:2506.17208*, 2025.
- [21] Q. McNemar, "Note on the sampling error of the difference between correlated proportions or percentages," *Psychometrika*, vol. 12, no. 2, pp. 153–157, 1947.
- [22] N. Mündler, M. N. Müller, J. He, and M. Vechev, "SWT-Bench: Testing and validating real-world bug-fixes with code agents," in *Conference on Neural Information Processing Systems (NeurIPS)*, Dec. 2024. [Online]. Available: <https://openreview.net/forum?id=9Y8zUO11EQ>
- [23] N. Nashid, I. Bouzenia, M. Pradel, and A. Mesbah, "Issue2Test: Generating reproducing test cases from issue reports," Mar. 2025. [Online]. Available: <https://arxiv.org/abs/2503.16320>
- [24] A. Pabba, S. Chen, A. Mathai, A. Chakraborty, and B. Ray, "Refine: Enhancing program repair agents through context-aware patch refinement," *arXiv preprint arXiv:2510.03588*, 2025.
- [25] B. Romera-Paredes, M. Berekatain, A. Novikov, M. Balog, M. P. Kumar, E. Dupont, F. J. R. Ruiz, J. S. Ellenberg, P. Wang, O. Fawzi, P. Kohli, and A. Fawzi, "Mathematical discoveries from program search with large language models," *Nature*, vol. 625, pp. 468–475, Jan. 2024. [Online]. Available: <https://doi.org/10.1038/s41586-023-06924-6>
- [26] A. Sabharwal, H. Samulowitz, and G. Tesauro, "Selecting near-optimal learners via incremental data allocation," in *Conference on Artificial Intelligence (AAAI)*, Feb. 2016, pp. 2007–2015. [Online]. Available: <https://www.aaai.org/ocs/index.php/AAAI/AAAI16/paper/viewPaper/12524>
- [27] E. K. Smith, E. T. Barr, C. Le Goues, and Y. Brun, "Is the cure worse than the disease? overfitting in automated program repair," in *Symposium on the Foundations of Software Engineering (FSE)*, Aug. 2015. [Online]. Available: <https://doi.org/10.1145/2786805.2786825>
- [28] J. Wang, J. Cao, and Z. Liu, "iCoRe: An iterative correlation-aware retriever for bug reproduction test generation," Apr. 2026. [Online]. Available: <https://arxiv.org/abs/2604.19224>
- [29] X. Wang, P. Gao, X. Meng, C. Peng, R. Hu, Y. Lin, and C. Gao, "AEGIS: An agent-based framework for general bug reproduction from issue descriptions," Nov. 2024. [Online]. Available: <https://arxiv.org/abs/2411.18015>
- [30] Y. Wang, L. Yang, Y. Tian, K. Shen, and M. Wang, "Co-evolving LLM coder and unit tester via reinforcement learning," in *Advances in Neural Information Processing Systems*, vol. 38, Dec. 2025, pp. 143 630–143 664. [Online]. Available: https://proceedings.neurips.cc/paper_files/paper/2025/file/d38653cdaa8e992549e1e9e1621610d7-Paper-Conference.pdf
- [31] C. S. Xia, Y. Deng, S. Dunn, and L. Zhang, "Demystifying LLM-based software engineering agents," in *Symposium on the Foundations of Software Engineering (FSE)*, Jun. 2025, pp. 801–824. [Online]. Available: <https://doi.org/10.1145/3715754>
- [32] J. Yang, C. E. Jimenez, A. Wettig, K. Lieret, S. Yao, K. Narasimhan, and O. Press, "SWE-Agent: Agent-computer interfaces enable automated software engineering," in *Conference on Neural Information Processing Systems (NeurIPS)*, Dec. 2024. [Online]. Available: https://proceedings.neurips.cc/paper_files/paper/2024/hash/5a7c947568c1b1328ccc5230172e1e7c-Abstract-Conference.html