

---

# TESTEVO-BENCH: An Executable and Live Benchmark for Test and Code Co-Evolution

---

Jiale Amber Wang<sup>1</sup> Kaiyuan Wang<sup>2</sup> Pengyu Nie<sup>1</sup>

<sup>1</sup>University of Waterloo <sup>2</sup>Google

jiale.wang@uwaterloo.ca, kaiyuanw@google.com, pynie@uwaterloo.ca

## Abstract

Software tests and code evolve together: a code change should be followed by new or updated tests that record the new software behavior. Yet existing test generation and update benchmarks often isolate the test from the code change, and rely on static metadata that does not verify whether a test is executable or semantically tied to the code change. This makes it difficult to evaluate whether a test automation agent understands how a code change should propagate into the test suite.

We introduce TESTEVO-BENCH, a benchmark of test and code co-evolution tasks mined from software repositories, with two tracks: in *test generation*, the agent shall write new tests to capture the new software behavior; in *test update*, the agent shall adapt failing existing tests to the changed software behavior. Each task is anchored to a real commit history and packaged with environment configuration to support *execution*-grounded metrics such as pass rate, coverage, and mutation score. TESTEVO-BENCH is also a *live* benchmark: each task records the timestamp of the test and code changes, and new tasks are periodically mined by our automated pipeline, so evaluation can be restricted to tasks postdating a model’s training cutoff to reduce data leakage risk. The current snapshot contains 746 test generation and 509 test update tasks, curated from 59,950 candidate co-evolution records across 152 open-source Java projects. We experiment with four state-of-the-art agents that combine strong harnesses (Claude Code, Gemini CLI, and SWE-Agent) with strong foundation models (Claude Opus 4.7 and Gemini 3.1 Pro). Results show that they achieve up to 77.5% success rate on test generation and 74.6% on test update. However, success rate is materially lower on the most recent benchmark tasks and drops significantly under limited per-task cost. <sup>1</sup>

## 1 Introduction

Regression tests encode expectations about software behavior. When code changes, developers often update existing tests or write additional tests in the same or subsequent revision to record the new software behavior. Prior studies of test and code co-evolution show that this synchronization is central to software development and maintenance (Zaidman et al., 2011; Lubsen et al., 2009; Marsavina et al., 2014; Levin and Yehudai, 2017; Le Dilavrec et al., 2021).<sup>2</sup> A test edit is therefore not merely another code change, but evidence of how developers believed the code edit should be exercised.

Current benchmarks and evaluation frameworks do not capture this signal well. Test generation benchmarks usually ask a system to synthesize tests for a fixed code snapshot rather than for a code change (Fraser and Arcuri, 2011; Pacheco et al., 2007; Lops et al., 2025). Prior work on test update addresses one important part of this problem: adapting existing tests after code changes (Hu et al.,

---

<sup>1</sup>TESTEVO-BENCH leaderboard and data explorer are hosted at <https://www.testevo-bench.com>.

<sup>2</sup>We use the general term “code” to denote the non-testing part of the codebase, which some studies call “production code.”

2023; Saboor Yaraghi et al., 2025; Liu et al., 2024; Zhang et al., 2025); however, it does not cover additional tests added to the test suite, which are another common way developers record changed behavior. Across both settings, many datasets rely on static dependency analysis and diff signals as labels, without preserving enough execution context to rebuild the project, run the affected tests, or verify that an updated or generated test actually reflects the code change.

Recent large language models and agents increasingly target software engineering as an application domain and an arena for demonstrating their reasoning capabilities. Harnesses from both industrial generative AI providers (e.g., Claude Code (Anthropic, 2025), Gemini CLI (Google, 2025), OpenAI Codex CLI (OpenAI, 2025a), Cursor (Anysphere, 2023)) and academic research (e.g., SWE-Agent (Yang et al., 2024)) can navigate repositories, run commands, and iteratively edit files, with the goal of completing complex software engineering tasks. These capabilities are backed by foundational models that are trained on coding and reasoning capabilities (e.g., Claude Opus 4.7 (Anthropic, 2026), Gemini 3.1 Pro (Google DeepMind, 2025), GPT 5 Codex (OpenAI, 2025b), Composer 2.0 (Anysphere, 2026)). An executable benchmark is urgently needed to evaluate the true capabilities of these agents in maintaining and generating tests.

We introduce TESTEVO-BENCH, an executable and live benchmark for test and code co-evolution mined from open-source and license-permissive software repositories’ commit histories. The benchmark comprises two tracks aligned with the two common ways developers maintain their test suites: in *test generation*, the agent shall write a new test that captures the new software behavior introduced by a code change; in *test update*, the agent shall edit a failing existing test to adapt it to the new software behavior. In both tracks, TESTEVO-BENCH evaluates the produced test by executing it, measuring execution-grounded metrics including success rate (defined as passing on and only on the new code version), pass rate, coverage, and mutation score.

Data quality is a top priority in TESTEVO-BENCH. We use static commit-history signals only to identify candidate test-code change pairs, and design a conservative pipeline that retains only those pairs where the test can be executed and is semantically tied to the code change. Our benchmark construction pipeline consists of three phases: (1) mining candidate test-code change pairs by walking adjacent commits in Java Maven repositories that pass compilation and execution checks, using lightweight dynamic instrumentation to accurately collect test-code dependencies; (2) cleaning pairs with weak semantic relationships between test and code changes, or where the test execution cannot be reliably replicated; (3) performing cross-revision execution checks to label the task type and constructing the validated records into benchmark tasks. The resulting tasks are high-quality ones where the developer’s test generation/update intent is clear and the execution environment is available to evaluate agent-produced tests.

We open-source TESTEVO-BENCH and its evaluation framework, and welcome community submissions to the leaderboard. We initialize the leaderboard with four state-of-the-art harness–model configurations: Claude Code and Gemini CLI evaluated as complete systems, and SWE-Agent paired with Claude Opus 4.7 and with Gemini 3.1 Pro. Results show that the strongest configurations achieve up to 77.5% success rate on test generation and up to 74.6% success rate on test update. However, the success rate is materially lower on the most recent benchmark tasks and drops significantly when the per-task cost is capped. Going forward, we will periodically extend TESTEVO-BENCH with newly mined tasks, refresh the leaderboard with additional open-source and cost-efficient harness–model configurations, and publish dated snapshots so that the live benchmark continues to track progress while supporting contamination-aware evaluation.

This paper makes the following contributions:

- **Executable and Live Benchmark.** We release TESTEVO-BENCH, a benchmark of test and code co-evolution tasks with two tracks, test generation and test update. To our knowledge, TESTEVO-BENCH is the first live benchmark and the largest executable benchmark for test and code co-evolution.
- **Benchmark Construction Pipeline.** TESTEVO-BENCH is constructed through a three-phase mining, cleaning, and packaging pipeline that grounds task labels in cross-revision test execution outcomes rather than static diff heuristics.
- **Evaluation Setup.** To comprehensively evaluate an agent’s test evolution capabilities, TESTEVO-BENCH provides a reproducible execution environment that supports compilation, execution, coverage, and mutation-score metrics.

- **Experiments.** We evaluate four state-of-the-art agents: while overall success rate is promising, challenges remain on the most recent benchmark tasks and under limited per-task cost.

## 2 Related Work

**Test and Code Co-evolution.** Zaidman et al. (2011) introduced repository-mining views relating test-writing activity to coverage; Lubsen et al. (2009) quantified co-evolution with association rules over code and test class changes; and Marsavina et al. (2014) mined fine-grained co-evolution patterns in open-source systems. Levin and Yehudai (2017) report that code fixes often land without complementary test maintenance, and follow-up work detects or predicts when tests should co-evolve with code changes (Wang et al., 2021a; Le Dilavrec et al., 2021). Sun et al. (2023) further show that co-change heuristics used to mine such samples introduce substantial noise, motivating more careful identification. TESTEVO-BENCH builds on this line of work by turning co-evolution observations into executable benchmark tasks: commit co-changes are treated as candidate signals, and a task is retained only after build, test, dependency, and coverage validation.

**Automated Test Generation.** Symbolic and search-based tools such as EvoSuite (Fraser and Arcuri, 2011) and Randoop (Pacheco et al., 2007) generate large amounts of tests for a fixed code snapshot, maximizing coverage and/or mutation score. LLM-based test generators include TestPilot (Schäfer et al., 2024), which generates JavaScript tests by prompting and refining on test failures, and AgoneTest (Lops et al., 2025), an automated Java framework that scores LLM-generated unit tests with project setup, context extraction, execution, coverage, mutation, and test-smell metrics; HumanEvalPack (Muennighoff et al., 2024) adds test-related synthesis and repair tasks atop HumanEval. TESTEVO-BENCH differs by tying generation to a code-revision pair: a generated test must pass on the new revision and is separately classified by whether it captures the introduced behavior, connecting test generation to code evolution.

**Automated Test Repair and Update.** Early research on test repair focused on rule-based approaches: ReAssert (Daniel et al., 2009) suggests repairs from a library of assertion-edit strategies, and Mirza-aghaei et al. (2014) propose heuristic algorithms for repairing tests when method declarations change. LLM-based approaches are arising: CEPROT (Hu et al., 2023) frames test co-evolution as a two-stage learning problem fine-tuned on CodeT5 (Wang et al., 2021b); TARGET (Saboor Yaraghi et al., 2025), SYNTER (Liu et al., 2024), TestUpdater (Zhang et al., 2025), and ReAccept (Chi et al., 2025) extend this with richer execution context (error messages, diffs, coverage); UTFix (Rahman et al., 2025) targets Python. TESTEVO-BENCH creates a large-scale executable benchmark that covers both newly inserted tests and existing-test updates, different from prior work that only uses static diff signals as labels.

**Software Engineering Benchmarks.** SWE-bench (Jimenez et al., 2024) collects GitHub issues and packages them into software repair tasks with evaluation setup of test execution signals, and the human-validated SWE-bench Verified (Chowdhury et al., 2024) subset addresses underspecified issues and unreliable test cases in the original release. SWT-Bench (Mündler et al., 2024) reuses SWE-bench issues and asks code agents to generate tests that reproduce each bug-fix, scoring a test as valid when it fails before the fix and passes after; TESTEVO-BENCH is closest in spirit but anchors tasks to commit-level code changes rather than issue narratives, and reports both update and generation alongside coverage and mutation signals. LiveCodeBench (Jain et al., 2025) introduces a timestamp-anchored, contamination-aware code generation benchmark that continuously ingests competitive-programming problems; TESTEVO-BENCH shares this live-ingestion philosophy but applies it to executable code/test co-evolution tasks, supporting date-filtered evaluation over target revisions for contamination-aware reporting against any chosen training-cutoff window.

## 3 Benchmark Construction

TESTEVO-BENCH is constructed by a fully automated pipeline (Figure 1) with three phases: mining test-code change pairs (§3.1), execution-based data cleaning (§3.2), and benchmark task construction (§3.3). §3.4 reports benchmark statistics.

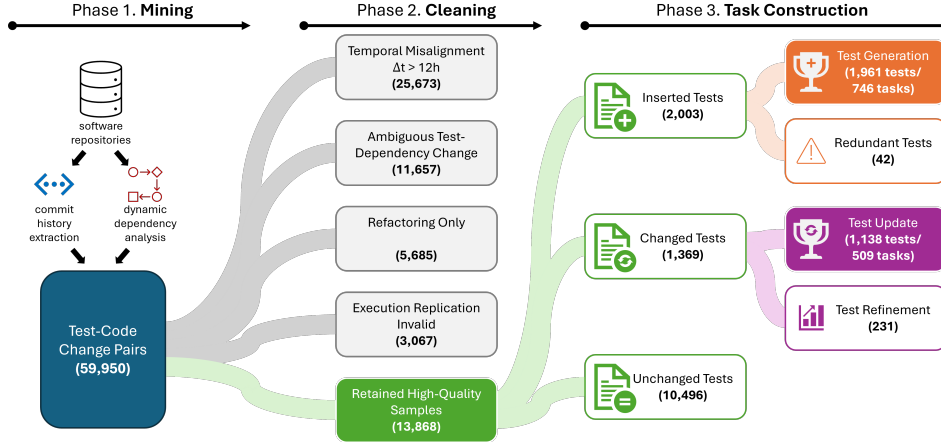


Figure 1: TESTEVO-BENCH is constructed through a three-phase mining, cleaning, and task construction pipeline.

### 3.1 Phase 1: Mining Test-Code Change Pairs

The first phase identifies candidate test-code change pairs by mining open-source and license-permissive repositories. We focus on repositories that use Java programming language and Maven build system because of their well-established building and testing conventions, which helps improve the quality of the collected data. TESTEVO-BENCH discovers candidate Java Maven repositories through the GitHub Search API, requires the presence of a top-level `pom.xml`, and filters by license, star count, clone success, Java version, and baseline build success on the latest (release) commit. For each retained repository, TESTEVO-BENCH walks the most recent commits before a fixed date cutoff and forms adjacent commit pairs that build cleanly and pass tests on both endpoints. For every surviving commit pair, TESTEVO-BENCH extracts method-level code and test diffs and runs static and runtime analysis to recover method metadata, source locations, classpaths, module information, and per-test runtime dependencies on production methods. Repository-level and commit-level details are documented in Appendix A.1.

### 3.2 Phase 2: Execution-Backed Data Cleaning

The second phase rebuilds candidate revision pairs and executes the relevant tests across both old and new revisions. These runs serve two purposes. First, they ensure that a task can be evaluated automatically rather than merely appearing in a diff. Second, they provide the cross-revision outcomes needed to label task type and to compute the discriminating signal during evaluation. TESTEVO-BENCH executes the four cross-revision triples  $T^{\text{old}} \rightarrow C^{\text{old}}$ ,  $T^{\text{new}} \rightarrow C^{\text{new}}$ ,  $T^{\text{old}} \rightarrow C^{\text{new}}$ , and  $T^{\text{new}} \rightarrow C^{\text{old}}$  where applicable: an update task requires that the old test passes on the old code and the new test passes on the new code, while the old test fails or fails to compile on the new code; a generation task requires that the new test passes on the new code, and is further classified as discriminating when the new test also fails on the old code. TESTEVO-BENCH then applies aggressive filters: every retained test-code change pair must have a passing new-revision test, no dependencies on concurrent changes in the test directory, non-refactoring test and code changes (refactorings are detected with RefactoringMiner (Tsantalis et al., 2022)), and a revision-pair gap of at most 12 hours (following prior co-evolution-mining practice (Sun et al., 2023)). These data cleaning steps intentionally discard many plausible-looking examples, because a benchmark task is only useful if it can be rebuilt, executed, and scored without hidden manual judgment.

### 3.3 Phase 3: Task Construction

The third phase converts validated test-code change pairs into benchmark tasks. Among the inserted tests, TESTEVO-BENCH further filters out  $T^{\text{new}} \rightarrow C^{\text{old}}$  pass cases (i.e., the new test is passing on the old code), because they do not semantically depend on the current code change thus are considered as “redundant”. Among the changed tests, TESTEVO-BENCH further filters out  $T^{\text{old}} \rightarrow C^{\text{old}}$  pass

Table 1: TESTEVO-BENCH statistics. Token counts are obtained using Gemini’s tokenizer. Test exec time is the wall-clock time to run all tests under the track once. Agent run time is the wall-clock time to run an agent to solve all tasks, including LLM calls, tool calls, and test execution, averaged across the four agents experimented in this paper.

Track	#Task	#Test/Task	#Code/Task	#Test Token/Task	#Code Token/Task	Test Exec Time	Agent Run Time
Test generation	746	2.63	2.32	344	316	59m 55s	39h 2m 27s
Test update	509	2.24	3.15	989	424	43m 50s	33h 21m 52s

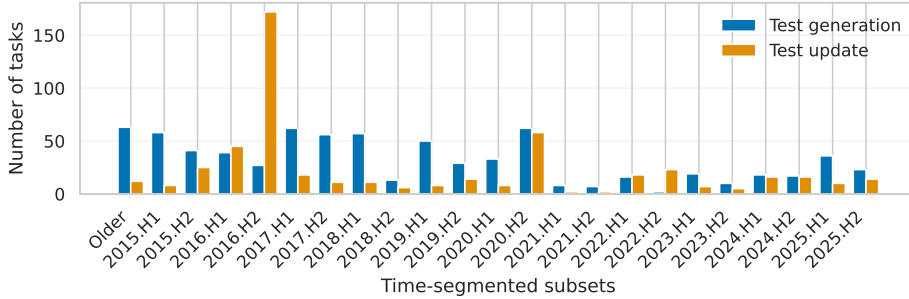


Figure 2: TESTEVO-BENCH task counts across time-segmented subsets. Each bar reports the number of tasks whose new revision falls in the corresponding half-year; the *Older* subset combines all tasks before 2015.

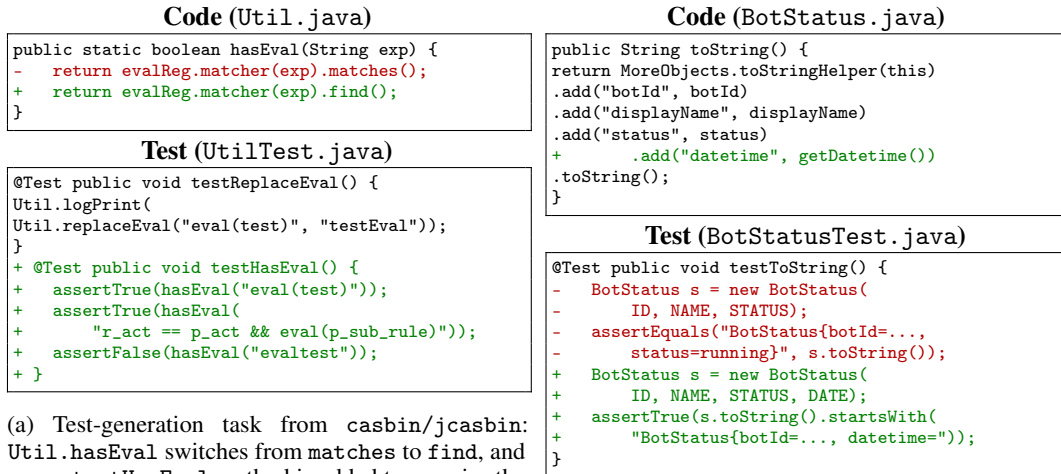
cases: these tests are being *refined* rather than updated; since test refinement can be triggered by various reasons from typos to coverage improvements (Sun et al., 2023), we choose to not include them in the benchmark and focus on the explicit functional update cases. We also collected tests are unchanged (but whose dependency code changed) and use them as negative samples of the test update identification task, studied in Appendix C. For test generation and test update, we group the tests that are changed in the same commit pair into a single task, because they share the same software behavior change and should be addressed in one agent run in practice. Each task includes the old and new tests (only new tests for test generation), changed code dependencies, revision metadata, and execution signals (pass/fail, coverage, and mutation score) of the developer-written tests.

### 3.4 Benchmark Statistics

TESTEVO-BENCH is constructed with a data cutoff at the end of 2025. The current task-construction run starts from 59,950 candidate test-change records sourced from 152 post-mining repositories that pass the Phase 1–2 license, star, build, JUnit, and commit-level filters, and retains 13,868 classified records. Table 1 reports the resulting statistics: TESTEVO-BENCH contains 746 test-generation tasks (averaging 2.63 tests and 2.32 dependency code methods per task) and 509 test-update tasks (averaging 2.24 tests and 3.15 dependency code methods per task). The task input/output size is moderate (hundreds of tokens) but each task requires non-trivial execution, reasoning, and refinement to complete: a typical evaluation run of an agent on all TESTEVO-BENCH tasks takes about 72 machine-hours, parallelizable across machines.

**Live Benchmark.** Because each task is anchored to a concrete timestamp, TESTEVO-BENCH naturally decomposes into time-segmented subsets. This supports contamination-aware evaluation: a leaderboard can restrict scoring to tasks authored after a model’s training cutoff. Figure 2 reports the temporal distribution of the tasks in the two tracks. The benchmark website exposes these subsets through a data explorer and leaderboard.

**Data Availability.** TESTEVO-BENCH is released at <https://huggingface.co/TestEvo-Bench/datasets> under the CC BY 4.0 license.



(a) Test-generation task from casbin/jcasbin: Util.hasEval switches from matches to find, and a new testHasEval method is added to exercise the new substring-matching semantics.

(b) Test-update task from gazbert/bxbot: a new datetime field is added to BotStatus, and the existing test is updated to assert against the new field.

Figure 3: Representative tasks from the two TESTEVO-BENCH tracks. Each task ships the (old, new) revision pair, the focal production method, the test method(s), and the metadata required by the runner. Each panel shows the production-code diff (top) and the corresponding test diff (bottom).

## 4 Benchmark Evaluation Setup

### 4.1 Task Input and Output Format

Each TESTEVO-BENCH task is specified at the level of test changes in a single commit pair. A task provides the repository URL, old and new revisions, build system and execution environment configuration (e.g., classpath for Java), the relevant test file, the changed code methods, the focal code context, and the tests to be generated or updated. An agent shall produce a patch with the generated or updated tests. TESTEVO-BENCH evaluation framework then applies the patch, compiles the project, runs the selected tests, and records the per-stage outcome (injection, compile, test) along with coverage and, when available, mutation score. Below we summarize the instructions given to the agent in the two tracks; Appendix A.3 provides the full prompts.

**Test generation.** On the test generation track, the agent shall add tests that exercise the new software behavior introduced by the code changes. A successful test must pass on the new revision and *fail* on the old revision, which demonstrates that it captured the introduced behavior. A test that passes on both revisions may improve coverage but does not certify that the agent perceived the behavioral difference. Figure 3a shows a representative generation task from casbin/jcasbin: Util.hasEval switches from matches to find, and a new testHasEval method is added to exercise the new substring-matching semantics.

**Test update.** On the test update track, the starting repository is the new code revision with the target tests reverted to their old versions. The agent shall edit the existing tests so they compile and pass on the new revision. The developer-updated tests are not used as a textual oracle: an alternative test is acceptable as long as it integrates with the project, passes on the new revision, and exercises the changed behavior. This framing rewards behavior-preserving updates rather than surface-level reproduction of the developer’s edits. Figure 3b shows a representative update task from gazbert/bxbot: the production class BotStatus gains a datetime field, and the existing test is updated to construct BotStatus with the new field and to assert against it.

### 4.2 Execution Environment

TESTEVO-BENCH provides an execution environment shared across both tracks: it checks out the new revision, applies the candidate edit, recompiles only the affected module to localize compilation errors (using Maven, with handling for multi-module projects), and executes each target test in an

isolated JVM (using JUnit). Coverage is collected with JaCoCo (Mountainminds GmbH & Co. KG and Contributors, 2024) and intersected with the focal dependency lines recorded at task-construction time; mutation analysis uses Universal Mutator (Groce et al., 2018) restricted to the focal dependency lines of the new revision. The evaluation framework records per-method outcomes (pass, execution failure, compile failure, or harness/code-injection failure) along with stdout, stderr, and coverage and mutation analysis results. Full configuration details are documented in Appendix A.2.

### 4.3 Metrics

For each task we partition its target tests into mutually exclusive outcome categories and report the per-task rate of each category, averaged across tasks (macro average). `Success%` is the primary success rate metric for both tracks: the agent-produced test must pass on the new revision and, on the test generation track, additionally fail on the old revision (either by an assertion failure or by a compile error). On the test update track, the old test fails on the old code by design, thus `Success%` reduces to passing on the new revision. The metrics indicating non-success include: `Redundant%` (test generation only; passes on the new revision but does not fail on the old, so the test does not capture the introduced behavior), `ExecFail%` (produced test failed on the new revision), `CmplFail%` (produced test cannot compile), and `HrnsFail%` (the harness produced no test or a malformed edit that cannot be applied).

We also measure the adequacy of the produced tests (i.e., whether they are sufficient to effectively assess the code change) using coverage and mutation score. Coverage measures the portion of the code that is executed during the test. Mutation score measures how many mutants are killed by the test, which is a proxy for the test’s ability to detect bugs in the code. We report the average coverage and mutation score only for the produced tests that passed on the new revision, denoted as `CovOnPass` and `MutOnPass` respectively, since the two metrics are not meaningful for failing tests. Appendix B presents the raw coverage and mutation scores and comparisons with the developer-written tests.

## 5 Experiments

We evaluate four harness–model configurations (agents) summarized in Table 2. Claude Code (Anthropic, 2025) and Gemini CLI (Google, 2025), which are state-of-the-art coding agent products from industrial generative AI providers, represent agents where the harness and foundation model are co-designed and tightly integrated. SWE-Agent (Yang et al., 2024) is a coding agent harness originating from academic research, and we pair it with the same foundation models as the industrial harnesses (i.e., Claude Opus 4.7 (Anthropic, 2026) and Gemini 3.1 Pro (Google DeepMind, 2025)) to facilitate fair comparison.

Table 2: Harness–model configurations evaluated by TESTEVO-BENCH.

Harness	Model
Claude Code	Claude Opus 4.7
Gemini CLI	Gemini 3.1 Pro
SWE-Agent	Claude Opus 4.7 Gemini 3.1 Pro

### 5.1 Test Generation Results

Table 3a reports test-generation results. Claude Code and Gemini CLI tie for the highest `Success%` at 77.5%, followed by SWE-Agent + Gemini 3.1 Pro at 68.6% and SWE-Agent + Claude Opus 4.7 at 66.1%, spanning more than ten percentage points across the four agents. Notably, `Redundant%` remains sizeable (17.4%–19.9%) on every agent; this suggests that the agents are strong at generating passing tests, but sometimes struggle to create non-trivial test oracles that are semantically related to the code change. Execution and compilation failures are small (`ExecFail%` at most 0.4%, `CmplFail%` at most 2.3%). The gap on SWE-Agent comes from `HrnsFail%` (14.1% with Claude Opus 4.7, 10.1% with Gemini 3.1 Pro), demonstrating some level of incompatibility between the harness and foundation models. `CovOnPass` falls between 74.3% and 78.0% across agents, and `MutOnPass` between 55.0% and 57.1%.

### 5.2 Test Update Results

Table 3b reports test-update results. Gemini CLI (74.6%), Claude Code (74.4%), and SWE-Agent + Gemini 3.1 Pro (73.9%) achieve nearly identical `Success%`, while SWE-Agent + Claude Opus 4.7

Table 3: Experimental results of state-of-the-art agents on TESTEVO-BENCH. All metrics are per-task (macro) averages. *Success%* is the percentage of tasks where the agent-produced tests correctly reflect the code change by passing on the new revision and failing on the old revision. *Redundant%*, *ExecFail%*, *CmplFail%*, and *HrnsFail%* are failure modes (cf §4.3). *CovOnPass* and *MutOnPass* are coverage and mutation score of generated passing tests. Best metrics are bolded.

(a) Test generation on 1,961 methods across 746 tasks.

Harness	Model	Success% ↑	Redundant% ↓	ExecFail% ↓	CmplFail% ↓	HrnsFail% ↓	CovOnPass ↑	MutOnPass ↑
Claude Code	Claude Opus 4.7	<b>77.5%</b>	19.9%	0.3%	2.3%	<b>0.0%</b>	76.8%	56.6%
Gemini CLI	Gemini 3.1 Pro	<b>77.5%</b>	19.9%	0.4%	2.2%	<b>0.0%</b>	75.1%	55.0%
SWE-Agent	Claude Opus 4.7	66.1%	<b>17.4%</b>	0.3%	2.1%	14.1%	<b>78.0%</b>	<b>57.1%</b>
SWE-Agent	Gemini 3.1 Pro	68.6%	19.2%	<b>0.1%</b>	<b>2.0%</b>	10.1%	74.3%	55.6%

(b) Test update on 1,138 methods across 509 tasks.

Harness	Model	Success% ↑	ExecFail% ↓	CmplFail% ↓	HrnsFail% ↓	CovOnPass ↑	MutOnPass ↑
Claude Code	Claude Opus 4.7	74.4%	23.8%	1.8%	<b>0.0%</b>	<b>79.4%</b>	44.6%
Gemini CLI	Gemini 3.1 Pro	<b>74.6%</b>	23.6%	<b>1.4%</b>	0.4%	79.1%	44.9%
SWE-Agent	Claude Opus 4.7	65.6%	<b>19.1%</b>	4.3%	11.0%	79.2%	<b>46.0%</b>
SWE-Agent	Gemini 3.1 Pro	73.9%	19.8%	2.8%	3.5%	79.1%	44.7%

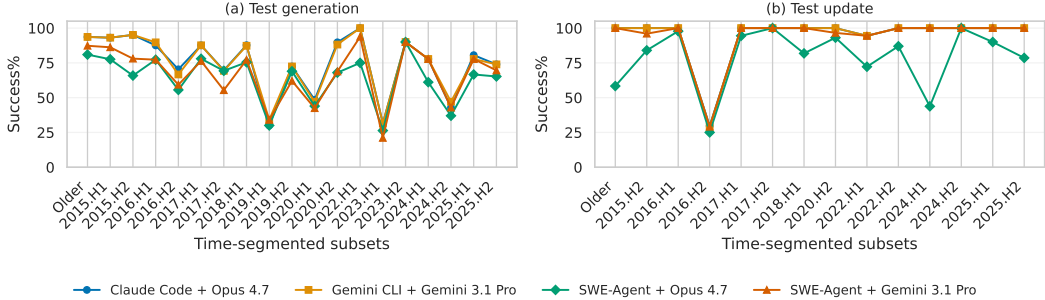


Figure 4: *Success%* across time-segmented subsets for (a) test generation and (b) test update. Subsets with fewer than 20 methods are omitted to suppress small-sample noise.

trails at 65.6%; the gap is dominated by *HrnsFail%* (11.0% versus at most 3.5% on the other agents) rather than by execution or compilation failures. *CovOnPass* is tightly clustered between 79.1% and 79.4%, and *MutOnPass* between 44.6% and 46.0%.

### 5.3 Performance Over Time

Figure 4 shows *Success%* by time-segmented subsets. For test generation, we observe a gradual drop as the data gets more recent, which indicates that the agents that are predominantly trained on older data may not generalize well to newer data. For test update, we observe a more stable performance across time-segments except for an outlier in 2016.H2 (caused by large number of failures in one repository). We hypothesize that the update from old tests to new tests usually follows some patterns that are persistent across time, thus is less sensitive to temporal changes.

### 5.4 Cost Analysis

We run each agent with a per-task target budget of \$3 (the last round of LLM call may exceed the budget, as we can only monitor the cost and stop the agent after each round of LLM call). We additionally study tighter operating points by capping the per-task spend at \$1 and \$0.5, treating tasks whose default-budget cost exceeds the cap as harness failures. Figure 5 reports the empirical CDF of per-task billed cost on both tracks; Table 10 (Appendix B) reports *Success%* and *HrnsFail%* at each cap. The two Claude Opus 4.7-driven agents are cost-sensitive: at the \$1 cap, Claude Code *Success%* drops from 70.6% to 44.2% on test generation and from 86.1% to 54.8% on test update, and SWE-Agent + Claude Opus 4.7 drops from 59.5% to 18.8% and from 73.2% to 18.1% respectively. The two Gemini 3.1 Pro-driven agents are markedly more robust, but still show a drop in *Success%* as the budget is tightened. Arguably, test evolution is a routine task that needs to be done frequently, thus improving the cost efficiency of the agent is important for the practicality of using them.

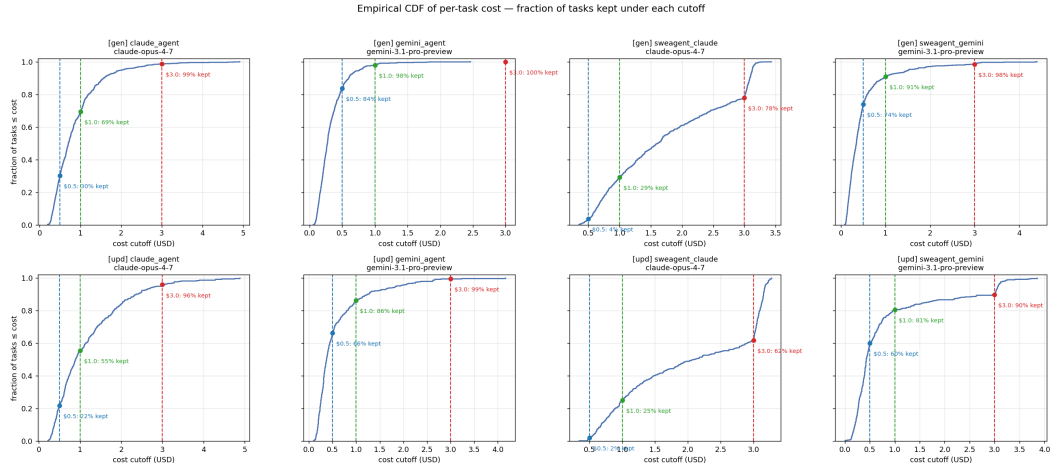


Figure 5: Empirical CDF when per-task cost is limited. Top row: test generation; bottom row: test update. Vertical dashed lines mark per-task budget caps at \$3 (red), \$1 (green), and \$0.5 (blue); the annotated “% kept” is the fraction of tasks whose default-budget cost stays at or below each cap.

## 6 Limitations and Future Work

**Programming language and build system.** We focus on Java Maven projects because of their well-established building and testing conventions. The benchmark construction pipeline is agnostic to the programming language and build system in principle; only the dependency, coverage, and mutation analyses techniques need to be adapted. We plan to extend TESTEVO-BENCH to more programming languages and build systems, such as Python and JavaScript that have been studied in the testing literature.

**Model and harness coverage.** The four agents experimented in our work span open- and closed-source harnesses but represent only a small subset of the possible configurations nowadays. We welcome community submissions to our leaderboard, meanwhile we plan to include open-source models and alternative harnesses in the near future.

**Cost of execution-based evaluation.** TESTEVO-BENCH’s evaluation setup, including compilation, test execution, coverage, and mutation analysis, is much more expensive than diff-similarity scoring but is what makes the benchmark reproducible and reliable. In our experiments, we mitigate this cost through parallelizing the tasks over a multi-machine cluster infrastructure and caching data (such as mutants) to avoid redundant computation, effectively bringing down the 72h wall-clock time to a few hours if LLM calls are not rate-limited. We plan to make our infrastructure accessible through a public API, to make it easier for the community to evaluate their own agents without configuring sophisticated infrastructure.

## 7 Conclusions

We presented TESTEVO-BENCH, an executable and live benchmark for test and code co-evolution. A three-phase pipeline of mining, execution-backed cleaning, and task construction turns repository history into 746 test-generation tasks (1,961 methods) and 509 test-update tasks (1,138 methods) drawn from open-source Java Maven repositories, each packaged with the environment required to reproduce its build, test, coverage, and mutation evaluation. Anchoring every task to a concrete revision date supports contamination-aware reporting on time-segmented subsets, and continuous mining keeps the benchmark aligned with how software evolves. Across four state-of-the-art agents, the strongest reach 77.5% success rate on test generation and 74.6% on test update; both are materially lower on the most recent subsets and drop sharply under tight per-task cost caps, indicating that neither track is yet saturated. We release TESTEVO-BENCH, its evaluation runner, and an open leaderboard at <https://www.testevo-bench.com>.

## Acknowledgments and Disclosure of Funding

We thank Saarang Agarwal, Yuntian Deng, Austing Dong, Liliana Hotsko, Mohammad Jaffer Iqbal, Bihui Jin, Yinxi Li, Yu Liu, Chengnian Sun and the anonymous reviewers for their comments and feedback. This work is enabled in part by support provided by Compute Ontario (computeontario.ca) and the Digital Research Alliance of Canada (alliancecan.ca). This work is partially supported by Dragon Testing. This work is also partially supported by the Natural Sciences and Engineering Research Council of Canada (NSERC) under funding reference number RGPIN2024-04909.

## References

- Anthropic. Claude code: An agentic coding tool. <https://claude.com/product/claude-code>, 2025. Accessed: 2026-05-05.
- Anthropic. Introducing Claude Opus 4.7. <https://www.anthropic.com/news/claude-opus-4-7>, 2026. Accessed: 2026-05-05.
- Anysphere. Cursor: The AI code editor. <https://www.cursor.com/>, 2023. Accessed: 2026-05-05.
- Anysphere. Introducing Composer 2. <https://cursor.com/blog/composer-2>, 2026. Accessed: 2026-05-05.
- Jianlei Chi, Xiaotian Wang, Yuhan Huang, Lechen Yu, Di Cui, Jianguo Sun, and Jun Sun. REACEPT: Automated co-evolution of production and test code based on dynamic validation and large language models. In *International Symposium on Software Testing and Analysis*, pages 1234–1256, 2025. doi: 10.1145/3728930.
- Neil Chowdhury, James Aung, Chan Jun Shern, Oliver Jaffe, Dane Sherburn, Giulio Starace, Evan Mays, Rachel Dias, Marwan Aljubeh, Mia Glaese, Carlos E. Jimenez, John Yang, Leyton Ho, Tejal Patwardhan, Kevin Liu, and Aleksander Madry. Introducing SWE-bench Verified. OpenAI Blog, 2024. URL <https://openai.com/index/introducing-swe-bench-verified>.
- Brett Daniel, Vilas Jagannath, Danny Dig, and Darko Marinov. ReAssert: Suggesting repairs for broken unit tests. In *Automated Software Engineering*, pages 433–444, 2009. URL <https://ieeexplore.ieee.org/document/5431753>.
- Gordon Fraser and Andrea Arcuri. EvoSuite: Automatic test suite generation for object-oriented software. In *International Symposium on the Foundations of Software Engineering*, pages 416–419, 2011. doi: 10.1145/2025113.2025179. URL <https://dl.acm.org/doi/10.1145/2025113.2025179>.
- Google. Gemini CLI: An open-source AI agent for the terminal. <https://blog.google/technology/developers/introducing-gemini-cli-open-source-ai-agent/>, 2025. Accessed: 2026-05-05.
- Google DeepMind. Gemini 3 Pro model card. <https://deepmind.google/models/model-cards/gemini-3-pro/>, 2025. Accessed: 2026-05-05.
- Alex Groce, Josie Holmes, Darko Marinov, August Shi, and Lingming Zhang. An extensible, regular-expression-based tool for multi-language mutant generation. In *International Conference on Software Engineering, Companion*, 2018. doi: 10.1145/3183440.3183485. URL <https://doi.org/10.1145/3183440.3183485>.
- Xing Hu, Zhuang Liu, Xin Xia, Zhongxin Liu, Tongtong Xu, and Xiaohu Yang. Identify and update test cases when production code changes: A transformer-based approach. In *Automated Software Engineering*, 2023. doi: 10.1109/ASE56229.2023.00165. URL <https://ieeexplore.ieee.org/document/10298577/>.
- Naman Jain, King Han, Alex Gu, Wen-Ding Li, Fanjia Yan, Tianjun Zhang, Sida Wang, Armando Solar-Lezama, Koushik Sen, and Ion Stoica. LiveCodeBench: Holistic and contamination free evaluation of large language models for code. In *International Conference on Learning Representations*, 2025. URL <https://arxiv.org/abs/2403.07974>.

- Carlos E. Jimenez, John Yang, Alexander Wettig, Shunyu Yao, Kexin Pei, Ofir Press, and Karthik R. Narasimhan. SWE-bench: Can language models resolve real-world GitHub issues? In *International Conference on Learning Representations*, 2024. URL <https://arxiv.org/abs/2310.06770>.
- Quentin Le Dilavrec, Djamel Eddine Khelladi, Arnaud Blouin, and Jean-Marc Jézéquel. Untangling spaghetti of evolutions in software histories to identify code and test co-evolutions. In *International Conference on Software Maintenance and Evolution*, pages 206–216, 2021. doi: 10.1109/ICSME52107.2021.00025. URL <https://hal.science/hal-03340174>.
- Stanislav Levin and Amiram Yehudai. The co-evolution of test maintenance and code maintenance through the lens of fine-grained semantic changes. In *International Conference on Software Maintenance and Evolution*, pages 35–46, 2017. doi: 10.1109/ICSME.2017.9. URL <https://arxiv.org/abs/1709.09029>.
- Jun Liu, Jiwei Yan, Yuanyuan Xie, Jun Yan, and Jian Zhang. Fix the tests: Augmenting LLMs to repair test cases with static collector and neural reranker. In *International Symposium on Software Reliability Engineering*, 2024. URL <https://arxiv.org/abs/2407.03625>.
- Andrea Lops, Fedelucio Narducci, Azzurra Ragone, Michelantonio Trizio, and Claudio Bartolini. LLMs for automated unit test generation and assessment in Java: The AgoneTest framework. In *Automated Software Engineering*, 2025. URL <https://arxiv.org/abs/2511.20403>.
- Zeeger Lubsen, Andy Zaidman, and Martin Pinzger. Using association rules to study the co-evolution of production & test code. In *International Working Conference on Mining Software Repositories*, pages 151–154, 2009. doi: 10.1109/MSR.2009.5069493. URL <https://azaidman.github.io/publications/lubsenMSR2009.pdf>.
- Cosmin Marsavina, Daniele Romano, and Andy Zaidman. Studying fine-grained co-evolution patterns of production and test code. In *International Working Conference on Source Code Analysis and Manipulation*, pages 195–204, 2014. doi: 10.1109/SCAM.2014.28.
- Mehdi Mirzaaghaei, Fabrizio Pastore, and Mauro Pezzè. Automatic test case evolution. *Software Testing, Verification and Reliability*, 24(5):386–411, 2014. doi: 10.1002/stvr.1527.
- Mountainminds GmbH & Co. KG and Contributors. JaCoCo Java code coverage library. <https://www.jacoco.org/>, 2024. Accessed: 2026-05-05.
- Niklas Muennighoff, Qian Liu, Armel Zebaze, Qinkai Zheng, Binyuan Hui, Terry Yue Zhuo, Swayam Singh, Xiangru Tang, Leandro von Werra, and Shayne Longpre. OctoPack: Instruction tuning code large language models. In *International Conference on Learning Representations*, 2024. URL <https://arxiv.org/abs/2308.07124>.
- Niels Müндler, Mark Niklas Müller, Jingxuan He, and Martin Vechev. SWT-Bench: Testing and validating real-world bug-fixes with code agents. In *Conference on Neural Information Processing Systems*, 2024. URL <https://arxiv.org/abs/2406.12952>.
- OpenAI. OpenAI Codex CLI. <https://developers.openai.com/codex/cli>, 2025a. Accessed: 2026-05-05.
- OpenAI. GPT-5-Codex: A specialized coding model. <https://platform.openai.com/docs/models/gpt-5-codex>, 2025b. Accessed: 2026-05-05.
- Carlos Pacheco, Shuvendu K. Lahiri, Michael D. Ernst, and Thomas Ball. Feedback-directed random test generation. In *International Conference on Software Engineering*, pages 75–84, 2007. URL <https://homes.cs.washington.edu/~mernst/pubs/feedback-testgen-icse2007-abstract.html>.
- Shanto Rahman, Sachit Kuhar, Berk Cirisci, Pranav Garg, Shiqi Wang, Xiaofei Ma, Anoop Deoras, and Baishakhi Ray. UTFix: Change aware unit test repairing using LLM. *Proceedings of the ACM on Programming Languages*, 9(OOPSLA1):143–168, 2025. doi: 10.1145/3720419. URL <https://arxiv.org/abs/2503.14924>.

- Ahmadreza Saboor Yaraghi, Darren Holden, Nafiseh Kahani, and Lionel Briand. Automated test case repair using language models. *Transactions on Software Engineering*, 51(4):1104–1133, 2025. doi: 10.1109/TSE.2025.3541166. URL <https://arxiv.org/abs/2401.06765>.
- Max Schäfer, Sarah Nadi, Aryaz Eghbali, and Frank Tip. An empirical evaluation of using large language models for automated unit test generation. *Transactions on Software Engineering*, 50(1): 85–105, 2024. doi: 10.1109/TSE.2023.3334955. URL <https://arxiv.org/abs/2302.06527>.
- Weifeng Sun, Meng Yan, Zhongxin Liu, Xin Xia, Yan Lei, and David Lo. Revisiting the identification of the co-evolution of production and test code. *Transactions on Software Engineering and Methodology*, 32(6), 2023. doi: 10.1145/3607183.
- Nikolaos Tsantalis, Ameya Ketkar, and Danny Dig. RefactoringMiner 2.0. *Transactions on Software Engineering*, 48(3):930–950, 2022. doi: 10.1109/TSE.2020.3007722.
- Sinan Wang, Ming Wen, Yepang Liu, Ying Wang, and Rongxin Wu. Understanding and facilitating the co-evolution of production and test code. In *International Conference on Software Analysis, Evolution and Reengineering*, pages 272–283, 2021a. doi: 10.1109/SANER50967.2021.00033.
- Yue Wang, Weishi Wang, Shafiq Joty, and Steven C. H. Hoi. CodeT5: Identifier-aware unified pre-trained encoder-decoder models for code understanding and generation. In *Empirical Methods in Natural Language Processing*, pages 8696–8708, 2021b. URL <https://aclanthology.org/2021.emnlp-main.685/>.
- John Yang, Carlos E. Jimenez, Alexander Wettig, Kilian Lieret, Shunyu Yao, Karthik R. Narasimhan, and Ofir Press. SWE-agent: Agent-computer interfaces enable automated software engineering. In *Conference on Neural Information Processing Systems*, 2024. URL <https://arxiv.org/abs/2405.15793>.
- Andy Zaidman, Bart Van Rompaey, Arie van Deursen, and Serge Demeyer. Studying the co-evolution of production and test code in open source and industrial developer test processes through repository mining. *Empirical Software Engineering*, 16(3):325–364, 2011. doi: 10.1007/s10664-010-9143-7.
- Yuanhe Zhang, Zhiquan Yang, Shengyi Pan, and Zhongxin Liu. Unit test update through LLM-driven context collection and error-type-aware refinement. In *Automated Software Engineering*, 2025. URL <https://arxiv.org/abs/2509.24419>.

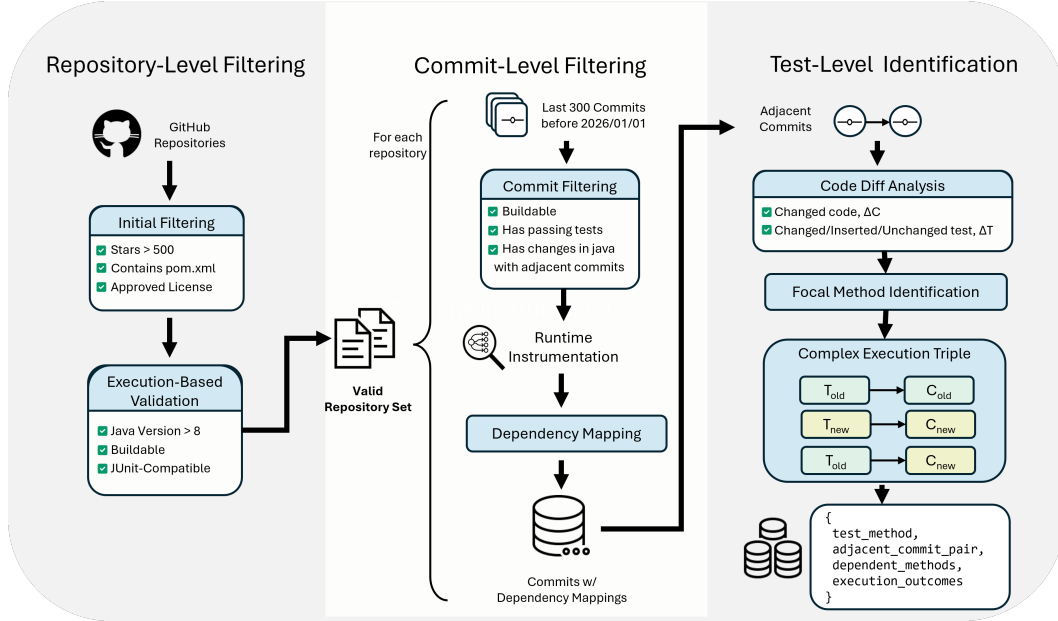


Figure 6: Three-phase mining pipeline used to build TESTEVO-BENCH: repository-level filtering, commit-level filtering with runtime dependency mapping, and test-level identification of code/test co-evolution triples.

## A TESTEVO-BENCH Technical Details

### A.1 Mining Software Repositories

Figure 6 illustrates the three-phase pipeline that turns a raw set of GitHub repositories into the per-task records consumed by the evaluation harness.

**Repository-level filtering.** TESTEVO-BENCH starts from the GitHub Search API, restricted to public Java repositories that contain a top-level `pom.xml` (so the Maven build harness applies), have at least 500 stars, and use an OSI-approved license. The search yields 2,262 candidate repositories. After cloning, each candidate is validated by execution: it must declare  $\text{Java} \geq 8$  in its Maven configuration, build cleanly with `mvn -DskipTests` from a recent commit on the default branch, and execute its existing JUnit suite without infrastructure errors. Candidates that fail any of these checks are dropped, leaving 248 repositories that feed the next phase.

**Commit-level filtering.** For each retained repository, the pipeline walks the most recent 300 commits before 2026-01-01 and forms adjacent commit pairs. Each commit pair is kept only if both endpoints build cleanly, both have passing tests, and the pair contains Java code or test changes; commits that introduce only documentation, build-script, or configuration edits are filtered out at this stage. For each surviving commit pair, TESTEVO-BENCH instruments the project at test runtime to record per-test method-level dependencies (which production methods each test method actually exercises). The instrumentation output is written as a dependency map alongside the diff metadata. This yields buildable, test-passing, dependency-mapped commit pairs from 166 repositories that feed the test-level identification step.

**Test-level identification.** The final phase processes one (old revision, new revision, `test_method`) triple at a time. For every test method that exists in either revision, TESTEVO-BENCH computes the method-level diff between the two revisions, classifies the test edit as *changed*, *inserted*, or *unchanged*, and pairs it with the matching code diff  $\Delta C$ . Each test is then linked to a focal production method using the dependency map collected in the previous phase, scored by static coupling so the strongest dependency wins. TESTEVO-BENCH then executes up to four cross-revision triples per task  $T^{\text{old}} \rightarrow C^{\text{old}}$ ,  $T^{\text{new}} \rightarrow C^{\text{new}}$ ,  $T^{\text{old}} \rightarrow C^{\text{new}}$ , and  $T^{\text{new}} \rightarrow C^{\text{old}}$  to record the behavioral fingerprint of each revision pair. The triples drive task-type assignment: an *update* task requires the old test to pass on the old code and the new test to pass on the new code, while the old test fails or fails to compile on the

new code; a *generation* task requires the new test to pass on the new code, and is further classified as *discriminating* when the new test also fails on the old code. The final per-repository JSONL records keep the test method, the adjacent commit pair, the dependent code methods, the focal method, and the recorded execution outcomes; TESTEVO-BENCH packages these records into the per-track files consumed by the runner. The released benchmark covers 91 repositories that contribute at least one task to the test-generation or test-update track.

## A.2 Test Execution Environment

**Maven harness.** TESTEVO-BENCH treats Maven as the unit of build, classpath, and test execution. For each task, the harness checks out the new revision, applies the candidate test edit, and invokes `mvn -pl <module> -am test-compile` to recompile only the affected module and its build-time dependencies; this scopes recompilation to the test’s module and avoids spurious failures in unrelated modules of multi-module projects. Build plugins that are not relevant to compilation or test execution – including `maven-checkstyle-plugin`, `spotbugs-maven-plugin`, `license-maven-plugin`, and similar style checkers – are disabled at invocation time so that benign style violations introduced by an agent’s edit do not mask a genuinely passing test. The harness reads the compile-time classpath through `maven-dependency-plugin` (`dependency:build-classpath`) and reuses it across the compile and execute phases of the same task.

**Test execution and isolation.** Each target test method is executed in isolation through the JUnit Platform launcher, with one fresh JVM per method, so that flakiness or static-state leaks across methods cannot improve or degrade a system’s reported pass rate. The harness records per-method outcomes (*pass*, *fail*, *compile failure*, *harness/code-injection failure*) along with stdout, stderr, and the JUnit XML report. For each task, TESTEVO-BENCH runs both the new test on the new code ( $T^{\text{new}} \rightarrow C^{\text{new}}$ ) and the old test on the new code ( $T^{\text{old}} \rightarrow C^{\text{new}}$ ); the latter is used to verify the update precondition that the pre-change test no longer passes after the code change. For generation tasks, the harness additionally runs the new test on the old code ( $T^{\text{new}} \rightarrow C^{\text{old}}$ ) so that the discriminating signal – test passes on new code and fails on old code – can be recorded without retraining the agent on the old revision.

**Coverage and dependency analysis.** Coverage is collected with JaCoCo by attaching `jacocoagent.jar` via `-javaagent` to the test JVM. After execution, the harness invokes `jacococli.jar` report to materialize an XML report and intersects the covered line set with the line ranges of the focal dependency methods recorded at task-construction time, so the reported coverage is over the lines of the changed dependency methods rather than the full project. A separate static analysis pass computes the focal-method dependency closure for each test, ranks dependencies by coupling, and stores the ranked list in the task spec; this list is the same one used during mining and is what coverage and mutation are evaluated against. Coverage and mutation are reported only for methods whose tests passed: a failing test either short-circuits before exercising the focal code or instruments unrelated paths, and would yield misleading numbers either way.

## A.3 Agent Prompts

All four configurations share a single prompt string per track, assembled by a common prompt builder in our harness so that the four agents see byte-identical instructions. Claude Code and Gemini CLI receive the string as the user message via their SDKs; SWE-Agent is configured to forward the same string verbatim as the task instance, with no system-level preamble or harness-specific wrapper. Placeholders below in angle brackets are substituted at task-construction time from the task file: `<commit_sha>` is the new revision, `<test_file>` is the target test path, `<test_methods>` lists the target methods, `<deps_section>` is the deduplicated, stable-sorted  $\Delta M$  bullet list with each entry labeled as *inserted*, *modified*, or *removed*, `<cd_prefix>` is `cd <module> &&` for multi-module repos (empty otherwise), and `<junit_jar>`, `<junit_method_args>` configure the JUnit Console Launcher invocation. We render  $\Delta M$  inside the listings as DM because the default `lstlisting` font has no Unicode coverage; the agent receives the verbatim string DM as well.

### Test update prompt.

```
You are updating JUnit tests to reflect a production code change in this repository.
REPOSITORY STATE:
- Pinned commit: <commit_sha>
```

```

- The production code in this commit reflects the POST-change state.
- The test file <test_file> currently reflects the PRE-change state and needs to be updated.

TARGET TESTS:
- File: <test_file>
- Methods to update:
<test_methods>

PRODUCTION METHODS CHANGED IN THIS COMMIT (DM):
<deps_section>

YOUR TASK:
1. Read the current test methods and the changed production methods.
2. Update each listed test method so it compiles against the new production code and passes.
3. The tests must exercise the same behavior as before where still relevant, and adapt to any new behavior introduced in DM.
4. Do NOT modify production code. Only modify <test_file>.
5. When done, ensure the tests compile and pass with the JUnit Console Launcher:
- Compile: `<cd_prefix>mvn test-compile`
- Run with the JUnit Console Launcher (jar at `<junit_jar>`). Set `--class-path` to include the project's compiled classes and dependencies, then invoke:
`<cd_prefix>java -jar <junit_jar> --class-path "<classpath>" --reports-dir ./test-reports <junit_method_args>`
6. If `MAVEN_SETTINGS_PATH` is set in the shell, pass `-s "$MAVEN_SETTINGS_PATH"` to Maven commands so dependency downloads use the configured cache.
7. Before finishing, run `git diff --name-only HEAD`. If any tracked file other than <test_file> changed, especially due to Maven/license-header side effects, revert those non-target files with `git checkout -- <path>`. The final diff must contain only <test_file>.

You have file read/edit and shell tools. Work autonomously; do not ask for confirmation.

```

### Test generation prompt.

```

You are writing new JUnit test methods for a production code change in this repository.

REPOSITORY STATE:
- Pinned commit: <commit_sha>
- The production code in this commit reflects the POST-change state.
- The test file <test_file> does NOT yet contain tests for this change; you must add them.

TARGET TESTS:
- File: <test_file>
- Methods to add:
<test_methods>

PRODUCTION METHODS CHANGED IN THIS COMMIT (DM):
<deps_section>

YOUR TASK:
1. Read the changed production methods to understand the new behavior.
2. For each method listed under "Methods to add", write a JUnit test method with that exact name in <test_file> that exercises the new behavior introduced in DM. Annotate with @Test and return void.
3. Each generated test must be discriminating: it should PASS on this POST-change code, but would FAIL or fail-to-compile if the production code were reverted to the PRE-change version. Avoid tests that only assert unchanged behavior.
4. If <test_file> does not exist, create it with the appropriate package declaration and imports.
5. Do NOT modify production code. Only modify <test_file>.
6. When done, ensure the tests compile and pass with the JUnit Console Launcher:
- Compile: `<cd_prefix>mvn test-compile`
- Run with the JUnit Console Launcher (jar at `<junit_jar>`). Set `--class-path` to include the project's compiled classes and dependencies, then invoke:
`<cd_prefix>java -jar <junit_jar> --class-path "<classpath>" --reports-dir ./test-reports <junit_method_args>`
7. If `MAVEN_SETTINGS_PATH` is set in the shell, pass `-s "$MAVEN_SETTINGS_PATH"` to Maven commands so dependency downloads use the configured cache.
8. Before finishing, run `git diff --name-only HEAD`. If any tracked file other than <test_file> changed, especially due to Maven/license-header side effects, revert those non-target files with `git checkout -- <path>`. The final diff must contain only <test_file>.

You have file read/edit and shell tools. Work autonomously; do not ask for confirmation.

```

An example <deps\_section> for the update task in Figure 3b:

```

- modified `public String toString()` in `bxbot-core/src/main/java/com/gazbert/bxbot/core/engine/BotStatus.java`

```

#### A.4 Coverage Analysis

**Pipeline.** Coverage is collected with JaCoCo (Mountainminds GmbH & Co. KG and Contributors, 2024). TESTEVO-BENCH attaches `jacocoagent.jar` via `-javaagent` during `mvn test`, producing `jacoco.exec`; `jacococli.jar` then renders an XML report at `coverage.xml`. Coverage is computed only when the test under evaluation passes – a failing test either short-circuits before exercising the focal code or instruments unrelated paths, so the resulting number would be misleading.

**Focal line coverage.** The reported coverage number is the line coverage of the test under evaluation on the focal dependency methods of the task. Each dep method carries a `file_path` and a line range `line_nums` (e.g. 125–131). For every line  $\ell$  in that range, TESTEVO-BENCH locates the matching `<sourcefile>` entry in the JaCoCo XML and counts  $\ell$  as covered iff its `ci` attribute (covered instructions on  $\ell$ ) is positive. Aggregated across all dep methods of the task,

$$\text{line\_coverage} = \frac{\sum_{\text{deps}} \text{covered\_lines}}{\sum_{\text{deps}} \text{total\_lines}} \times 100. \quad (1)$$

This same formula is applied twice per method-eval entry in the result JSON, producing two flat fields: `coverage_pred` – line coverage of the system-generated test, recomputed live by re-running the test with JaCoCo on the new code; and `coverage_gold` – line coverage of the developer’s gold test, precomputed at data-construction time and read from the task spec. The asymmetry is intentional: the gold test is fixed across all submissions, so re-running it for every system would be redundant work; the predicted test changes per system and must therefore be recomputed live. Branch and method coverage are not used in the leaderboard.

#### A.5 Mutation Analysis

**Mutant generation.** For each focal dependency method, TESTEVO-BENCH generates mutants on the new code revision using Universal Mutator (Groce et al., 2018). UM is invoked per Java source file with a `-lines` filter restricted to the intersection of the dep method’s body and the lines added in the diff between the old and new revisions, so mutants only target code that the new revision introduced or modified. A per-file cap of 10 mutants is applied through seeded random sampling, which keeps scoring runs deterministic and bounds the per-task runtime when UM proposes large numbers of mutants on long methods. The cap is shared across all dep methods that live in the same Java file: if three dep methods of one task all reside in `Foo.java`, their pooled candidate mutants are sampled down to ten total, not ten per dep method.

**Mutant accounting.** Mutants are generated per test method: for a given test method, TESTEVO-BENCH mutates every dependency method on its dep list and then runs that single test method against the pooled mutant set to obtain its mutation score, so all per-method counts in Table 4 (`#Methods w/ Mutants`, `#Generated/Method`, `#Killed/Method`) are taken over test methods rather than over dep methods or files. We partition UM’s output into five accounting categories so that no mutant is silently dropped:

- `emitted` – total mutants UM produced for the file (UM’s `VALID`, `INVALID`, and `REDUNDANT` outputs combined). This equals the sum of the four categories below.
- `compile_failed` – UM’s `INVALID`: a mutant whose source no longer compiles under `javac`, and so cannot serve as a kill target.
- `redundant` – UM’s `REDUNDANT`: a mutant identical to the original source or to another emitted mutant.
- `capped_out` – compile-valid, non-redundant mutants discarded by the per-file cap of 10. Non-zero only when UM produced more than 10 such mutants for the file. This is the only post-filtering TESTEVO-BENCH performs on UM’s output.
- `count` – final mutants written to disk and used as the kill-set for scoring.

These counts satisfy the invariant

$$\text{emitted} = \text{count} + \text{compile\_failed} + \text{redundant} + \text{capped\_out}, \quad (2)$$

which lets a reader distinguish “UM produced few mutants” from “the per-file cap is biting” from “many mutants do not compile under the project’s classpath”.

Table 4: Per-test-method mutation statistics for each track. *#Test Methods [#Tasks]* reports the exact benchmark count of test methods, with the number of underlying tasks in brackets. *#Methods w/ Mutants*, *#Generated/Method*, and *#Killed/Method* are averaged across the four agent result files per track: *#Methods w/ Mutants* is the mean number of test methods for which a mutation tool generated at least one mutant, with the percentage taken over *#Test Methods*; *#Generated/Method* and *#Killed/Method* report the mean per-method counts of generated and killed mutants over those methods, and the percentage on *#Killed/Method* is the kill rate *#Killed/#Generated*.

Track	#Test Methods [#Tasks]	#Methods w/ Mutants	#Generated/Method	#Killed/Method
Test generation	1,961 [746]	1389.5 (70.9%)	8.18	4.08 (56.1%)
Test update	1,138 [509]	554.8 (48.7%)	8.70	3.85 (45.1%)

**Notation.** Let  $M_n$  be the kept mutant set on the new code (its cardinality  $|M_n|$  is the count value above). For a test  $T$  run against  $M_n$ ,  $\text{killed}_T$  is the number of mutants killed – equivalently, the number of mutants for which  $T$  does not return pass. Both  $T = \text{gold}$  (the developer’s reference test on the new revision) and  $T = \text{pred}$  (the system-generated test on the new revision) are scored against the same  $M_n$ , so the two values are directly comparable.

**Mutation scores.** For each task,  $\text{killed}_{\text{gold}}$  (the gold new test’s kill count on new-code mutants) and  $|M_n|$  are taken from the mutation results precomputed at task-construction time and released with the dataset; the predicted test is then run against the same cached new-code mutants to obtain  $\text{killed}_{\text{pred}}$ . The per-method scores are then

$$\text{mutation\_score\_gold} = \text{killed}_{\text{gold}} / |M_n|, \quad (3)$$

$$\text{mutation\_score\_pred} = \text{killed}_{\text{pred}} / |M_n|. \quad (4)$$

Both scores divide by the same  $|M_n|$ , so they lie in  $[0, 1]$  and share a denominator within a method, which is why a per-method comparison of pred against gold is meaningful. A per-method score is set to  $\perp$  when  $|M_n| = 0$ , when the cached gold counts are missing, or (for  $\text{mutation\_score\_pred}$ ) when the predicted test failed to compile or run. Per-method  $\perp$  values are preserved at the method level rather than coerced to zero so that the per-task aggregation step (Sec. A.6) can distinguish “ran and killed nothing” from “did not produce a measurement.”

## A.6 Aggregation Across Methods and Tasks

Both mutation score and focal line coverage are first computed at the level of a single test method, then aggregated to the task level, and finally averaged across tasks. The result JSON exposes two flavors of the per-task average for each metric. We give the construction here once because mutation and coverage share it.

**Per-method score.** For mutation, a method’s score is either  $\text{mutation\_score\_gold}$  or  $\text{mutation\_score\_pred}$  from Eqs. 3–4 (set to  $\perp$  when  $|M_n| = 0$ , when the cached gold counts are missing, or, for the pred variant, when the predicted test did not pass). For coverage, a method’s score is the focal line coverage from Eq. 1 for the predicted test, or the precomputed value for the gold test ( $\perp$  if the predicted test did not pass or the gold value is missing).

**Per-task average: wide vs. narrow denominator.** Let  $N$  be the total number of test methods on the task, and let  $S$  be the count of those methods for which the metric was successfully computed (the per-method score is not  $\perp$ ). Per-method  $\perp$  values are preserved at the method level so consumers can distinguish “ran and scored 0” from “did not score at all”, but at the per-task aggregation step the two reported flavors handle them differently. Define the wide-form numerator  $X_{\text{wide}}$  as the sum of per-method scores with  $\perp$  folded to 0, and the narrow-form numerator  $X_{\text{narrow}}$  as the sum over only the  $S$  methods that produced a measurement; the result JSON reports

$$\text{avg\_X} = \frac{X_{\text{wide}}}{N}, \quad \text{avg\_X\_success} = \frac{X_{\text{narrow}}}{S}. \quad (5)$$

The wide form treats a method without a measurement as a score of 0 – conflating “the test ran but killed no mutants / covered no lines” with “no measurement was produced” – but penalises systems that fail to produce measurements. The narrow form restricts both numerator and denominator to methods that actually produced a measurement, isolating per-method quality from coverage-over-attempts. The two flavors are not weighted means; they are arithmetic means with different

Table 5: TESTEVO-BENCH codebase summary. Per-repository means are computed across the 91 repositories that contribute at least one task to the test-generation or test-update track. Number of test methods is the per-task mean averaged over repositories. Java-file and Java-line means are taken over the repositories with a successful repository scan.

	Metric	Value
	Repositories	91
	# Commits (mean)	7
Codebase	# Tasks (mean)	14
	# Test methods (mean)	2
	# Java files (mean)	214
	# Java lines (mean)	17,049

denominators, reported jointly so a reader can separate per-method quality (narrow) from coverage-over-attempts (wide).

**Cross-task aggregate.** The headline numbers in Section 5 are the arithmetic mean of the per-task averages across tasks for which the per-task average is defined. Each task contributes a single value, so tasks are weighted equally regardless of how many test methods they contain; this is a deliberate choice to prevent a small number of large tasks from dominating the leaderboard, at the cost of giving a one-method task the same weight as a fifty-method task. The same construction is applied to all four quantities reported by the runner – `coverage_pred`, `coverage_gold`, `mutation_score_gold`, and `mutation_score_pred` – each in both wide and `_success` form, for eight leaderboard fields total.

### A.7 Codebase Statistics

Table 5 summarises the size of the 91 repositories that contribute at least one task to the current TESTEVO-BENCH snapshot. On average each repository spans 214 Java files and 17,049 lines of Java, and supplies 7 commit pairs and 14 tasks, with 2 test methods per task on average. These are substantial codebases rather than isolated snippets, so a successful agent must navigate non-trivial source, dependencies, and build configuration in addition to producing the correct test edit; this is also reflected in the per-task token budgets reported in Table 1.

### A.8 Hardware Environment

The benchmark construction and experiments were conducted on a cluster of virtual machines, each with 4 CPUs, 15GB RAM, and 103GB disk space. Each virtual machine runs the tests from one repository/task at a time, while an orchestrator manages the parallel execution of the repositories/tasks.

## B Additional Experimental Results

This appendix expands the on-pass quality columns of Tables 3a and 3b into the full coverage and mutation breakdown. Tables 6–9 report, for every (track, agent) pair, four numbers per metric: the wide-form value (denominator = all configured methods, with non-measured methods folded to 0); the on-pass value (denominator = methods whose tests passed); the developer-test reference on those same passing methods; and the signed pred-minus-gold delta on the on-pass set, so a reader can see how far each agent-produced test is from the developer reference on the methods it managed to pass. Table 10 then reports the cost-limited operating point analyzed in Section 5.4.

Table 6: Coverage detail for the test-generation track. Cov is the wide-form line coverage on the focal dependency methods (denominator = all methods); CovOnPass averages only over methods whose tests passed; CovOnPassHuman is the developer-written test’s coverage on those same methods;  $\Delta$ CovOnPass is the signed pred-minus-gold difference.

Harness	Model	Cov $\uparrow$	CovOnPass $\uparrow$	CovOnPassHuman	$\Delta$ CovOnPass
Claude Code	Claude Opus 4.7	<b>74.8%</b>	76.8%	80.8%	-4.043%
Gemini CLI	Gemini 3.1 Pro	73.2%	75.1%	80.8%	-5.699%
SWE-Agent	Claude Opus 4.7	65.1%	<b>78.0%</b>	80.5%	-2.518%
SWE-Agent	Gemini 3.1 Pro	65.3%	74.3%	80.4%	-6.100%

Table 7: Mutation detail for the test-generation track. Mut is the wide-form mutation kill ratio (denominator = all methods); MutOnPass averages only over methods whose tests passed; MutOnPassHuman is the developer-written test’s kill ratio on those same methods;  $\Delta$ MutOnPass is the signed pred-minus-gold difference.

Harness	Model	Mut $\uparrow$	MutOnPass $\uparrow$	MutOnPassHuman	$\Delta$ MutOnPass
Claude Code	Claude Opus 4.7	<b>40.6%</b>	56.6%	54.2%	+2.338%
Gemini CLI	Gemini 3.1 Pro	39.3%	55.0%	54.2%	+0.800%
SWE-Agent	Claude Opus 4.7	34.9%	<b>57.1%</b>	55.3%	+1.791%
SWE-Agent	Gemini 3.1 Pro	35.8%	55.6%	54.4%	+1.110%

Table 8: Coverage detail for the test-update track. Columns match Table 6.

Harness	Model	Cov $\uparrow$	CovOnPass $\uparrow$	CovOnPassHuman	$\Delta$ CovOnPass
Claude Code	Claude Opus 4.7	<b>59.1%</b>	<b>79.4%</b>	80.0%	-0.585%
Gemini CLI	Gemini 3.1 Pro	<b>59.1%</b>	79.1%	80.0%	-0.876%
SWE-Agent	Claude Opus 4.7	52.0%	79.2%	80.5%	-1.257%
SWE-Agent	Gemini 3.1 Pro	58.4%	79.1%	79.9%	-0.846%

Table 9: Mutation detail for the test-update track. Columns match Table 7.

Harness	Model	Mut $\uparrow$	MutOnPass $\uparrow$	MutOnPassHuman	$\Delta$ MutOnPass
Claude Code	Claude Opus 4.7	19.2%	44.6%	46.2%	-1.614%
Gemini CLI	Gemini 3.1 Pro	<b>19.4%</b>	44.9%	46.4%	-1.448%
SWE-Agent	Claude Opus 4.7	16.8%	<b>46.0%</b>	48.0%	-2.015%
SWE-Agent	Gemini 3.1 Pro	19.1%	44.7%	46.3%	-1.620%

Table 10: Cost-limited operating point on the test-generation and test-update tracks. Each (track, harness, model) is shown at the default per-task budget (\$3) and at two tighter caps (\$1, \$0.5). Tasks whose billed cost exceeds the cap are treated as code-injection failures and counted in HrnsFail%; at the default-budget row, HrnsFail% is the native harness failure rate from `agent_run_info.exit_status`. Success% is the fraction of target methods whose tests pass on the new revision and (when recorded) fail on the old revision, with the full method count as denominator. Avg Tokens / Avg Cost are means over tasks at or below the budget.

Track	Harness	Model	Budget	Avg Tokens	Avg Cost	Success%	HrnsFail%
test-generation	Claude Code	Claude Opus 4.7	\$3	8.6k	\$0.88	70.6%	0.0%
			\$1	6.0k	\$0.57	44.2%	30.7%
			\$0.5	4.2k	\$0.37	21.6%	69.8%
	Gemini CLI	Gemini 3.1 Pro	\$3	90.0k	\$0.33	71.3%	0.0%
			\$1	85.7k	\$0.31	69.8%	2.1%
			\$0.5	73.6k	\$0.25	59.3%	16.2%
	SWE-Agent	Claude Opus 4.7	\$3	182.9k	\$1.77	59.5%	22.8%
			\$1	59.4k	\$0.70	18.8%	70.8%
			\$0.5	32.5k	\$0.44	3.0%	96.2%
		Gemini 3.1 Pro	\$3	896.3k	\$0.49	63.5%	2.5%
			\$1	591.1k	\$0.35	59.1%	9.0%
			\$0.5	394.1k	\$0.28	49.4%	26.0%
test-update	Claude Code	Claude Opus 4.7	\$3	9.2k	\$1.18	86.1%	0.0%
			\$1	5.8k	\$0.59	54.8%	44.6%
			\$0.5	4.0k	\$0.37	14.4%	78.2%
	Gemini CLI	Gemini 3.1 Pro	\$3	157.8k	\$0.58	86.6%	0.0%
			\$1	106.8k	\$0.39	85.8%	13.8%
			\$0.5	85.1k	\$0.30	62.9%	33.8%
	SWE-Agent	Claude Opus 4.7	\$3	211.4k	\$2.03	73.2%	40.3%
			\$1	62.9k	\$0.73	18.1%	74.9%
			\$0.5	34.5k	\$0.46	1.1%	97.8%
		Gemini 3.1 Pro	\$3	1551.0k	\$0.82	86.0%	12.0%
			\$1	719.1k	\$0.41	79.9%	19.4%
			\$0.5	485.7k	\$0.32	58.3%	40.1%

Across Tables 6 and 8, the wide-to-on-pass gap on coverage is dominated by the outcome-category distribution: configurations with lower Success% have correspondingly lower Cov even though their CovOnPass is on par with the higher-Success% configurations. The reference CovOnPassHuman is around 80% on both tracks, which suggests that focal-line coverage is bounded above by the dependency-method line ranges that the developer test was already targeting; agent-produced tests reach about three quarters of that ceiling on the update track and within a few percentage points of it on the generation track. For mutation, Tables 7 and 9 show that MutOnPass matches or slightly exceeds MutOnPassHuman on every test-generation row, indicating that on the methods whose tests passed, the agent-produced tests kill at least as many of the cached new-code mutants as the developer-written tests do.

## C Replication Study: Test Update Identification with Dynamic Labels

The main paper de-prioritises test-update identification as a benchmark track, but the analysis remains important evidence for why TESTEVO-BENCH uses execution-backed labels. Prior work such as CEPROT (Hu et al., 2023) labels a test as obsolete when code and test co-change in the same commit. We compare that static heuristic with the execution-backed criterion summarised in Figure 7: the old test must pass on the old code, the new test must pass on the new code, and the old test must fail or fail to compile on the new code. The replication study runs on a smaller subset of 105 repositories chosen to overlap with the CEPROT evaluation set; this is a strict subset of the 152 post-mining repositories used by the main benchmark and is referenced only here. Table 11 reports the repository, task, and test-method counts for each label class under the two labelling regimes.

On this 105-repository subset, the static heuristic identifies 1,369 positive test methods while execution-backed labels confirm only 1,138. The 231 static-only positives correspond to co-changed

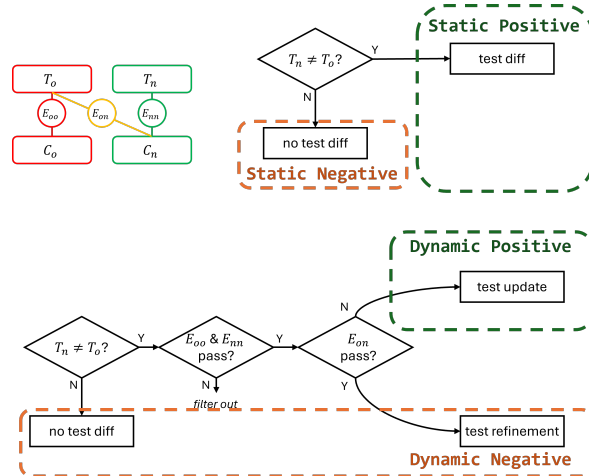


Figure 7: Static versus execution-backed (“dynamic”) labelling of test-update positives. Top: a static heuristic flags any commit in which the test changes ( $T_n \neq T_o$ ) as a positive. Bottom: the dynamic label additionally requires the old test to pass on the old code ( $E_{oo}$ ) and the new test to pass on the new code ( $E_{nn}$ ), then promotes a candidate to a positive only when the old test fails or fails to compile on the new code ( $E_{on}$ ); commits whose tests change but pass under all three executions are classified as refinements and excluded.

Table 11: Replication-study label classes on the 105-repository CEPROT-overlap subset. Static labels follow CEPROT’s co-change heuristic; dynamic labels additionally require execution-confirmed obsolescence.

Labelling	Class	#Repo	#Task	#Test Method
Static	Positive	66	627	1,369
Static	Negative	99	2,603	10,496
Dynamic	Positive	59	509	1,138
Dynamic	Negative	100	2,721	10,727

tests that are not confirmed as broken by execution; these are predominantly refinements, assertion strengthening, and optional coverage improvements rather than required updates.

Table 12 reports a CEPROT cross-evaluation over the static and execution-backed label sources. F1 ranges from 0.67 to 0.79 across train/test combinations. The best result occurs when training on the broader static labels and evaluating on execution-backed ground truth; static-only evaluation, by contrast, remains problematic because it treats non-broken co-changes as required repairs. This supports the benchmark design choice: static analysis is useful for candidate generation, while execution is necessary for accurate labels.

## D Broader Impact

**Positive impacts.** TESTEVO-BENCH provides an executable, contamination-aware benchmark for LLM-driven test generation and test update, two tasks that occupy a substantial share of developer effort in industrial code maintenance. By replacing diff-similarity scoring with build, test, coverage, and mutation execution, the benchmark gives practitioners and researchers a faithful signal for whether a generated or updated test compiles, exercises the intended code, and detects realistic faults, which supports better-informed decisions about deploying agentic coding tools in continuous-integration pipelines. The accompanying open leaderboard and live ingestion of new revisions further narrow the gap between published numbers and the conditions under which these tools are used in practice.

**Potential negative impacts and mitigations.** A tight executable benchmark can encourage configurations that overfit to its specific cleaning filters, producing agents that score well on TESTEVO-BENCH but degrade on broader workloads. We mitigate this by publishing the full mining and execution

Table 12: Cross-dataset CEPROT evaluation results. Each row reports F1, precision, and recall for a model trained on one label source and evaluated on another.

<b>Train</b>	<b>Test</b>	<b>F1</b>	<b>Precision</b>	<b>Recall</b>
Dynamic	Dynamic	0.74	0.86	0.66
Dynamic	Static	0.67	0.86	0.55
Static	Dynamic	<b>0.79</b>	0.85	<b>0.74</b>
Static	Static	0.68	0.79	0.60

pipeline, reporting complementary metrics beyond pass rate (Redundant%, CovOnPass, MutOnPass), and continuously ingesting new tasks anchored to recent revisions so that any single TESTEVO-BENCH snapshot is only one slice of an evolving evaluation. A second concern is that a high Success% on TESTEVO-BENCH may overstate readiness for production, because a generated test that compiles and passes can still encode a shallow oracle that hides regressions. TESTEVO-BENCH therefore reports coverage and mutation alongside pass rate and exposes per-task signals so adopters can audit individual agent outputs rather than relying on aggregate scores.