

# Reasoning effort, not tool access, buys first-try reliability in agentic code generation: an observational study

Achint Mehta  
*TrendAI*

## Abstract

Agentic coding assistants are increasingly given extra capabilities, such as browser based testing tools and design oriented system prompts, on the assumption that more capability yields better software. This study tested that assumption directly. Ninety independent agent runs built the same application, a real time retrospective board, from one detailed specification, and each was scored on a fixed 14 criterion functional rubric (42 point maximum) together with a visual quality review. The runs spanned several model generations, two agent harnesses, two reasoning effort levels, a testing tool, and two design oriented prompts, with identical configurations repeated. Capability tier dominated outcomes: frontier models clustered near the ceiling while a low cost local model fell to between 24 and 37 points. A criterion level analysis added results that run totals conceal. Container deployment was the dominant defect, failing on the first attempt in 44 percent of runs, and its failure rate shifted sharply across model generations while mean totals moved by less than a point. The testing tool raised cost by 42 to 68 percent without improving functional score or reliability, even on interface visible criteria, with the premium going to context re-reading rather than additional code. Raising reasoning effort from High to xHigh lifted first try perfect runs from 28 percent to 89 percent and cut corrective prompts about five fold, for 9 to 29 percent more cost. A design oriented prompt raised visual quality, 4.5 versus 3.0 on a 5 point scale, without lifting function, and a one paragraph paraphrase of its design directive reproduced the entire lift, showing the capability needs only invocation. The practical lesson is to match the fix to the failure: most first run failures came from weak reasoning, which a stronger model or more effort prevents, not from visible flaws a checking tool would catch.

## Introduction

Teams that build software with agentic coding assistants often add capabilities to the agent in the hope of better results. Two common additions are a browser based tool that lets the agent drive and inspect the running interface, and a system prompt that pushes the agent toward polished visual design. The implicit assumption is that each addition pays off in the way it is meant to, the testing tool by making the software more reliable and the design prompt by making the interface more polished, and that the gain is worth its added cost. Testing that assumption on a like for like basis is costly, because it requires running the same task many times under controlled conditions.

Public comparisons of coding agents often use a single short instruction and report a single run per model. That design hides two things that matter in practice. It hides the run to run variation that a single sample cannot show, and it conflates the choice of model with the choice of tools, prompt, and reasoning effort. This study used a different design. Every run received the same

detailed specification, identical configurations were repeated several times, and one factor was varied at a time. This separates the effect of a model from the effect of a tool, a prompt, or an effort setting, and it shows how much identical configurations differ from each other.

This study makes five contributions. The first is a matched, replicated contrast for a visual automation and testing tool, holding model and effort fixed, at two capability tiers. The second is the first effort contrast in this dataset, comparing High and xHigh reasoning effort on a model that exposes both. The third is a measurement of visual quality across the same runs, which separates the effect of a design prompt on appearance from its effect on function. The fourth is a criterion level analysis of the same runs, which shows where failures occur, how failure modes shift between model generations, and why aggregate scores understate those shifts; the same per run session records support a decomposition of what each added capability actually spends tokens on. The fifth is a prompt ablation: a one paragraph design directive written for this study is compared against the full third party prompt it paraphrases, testing whether the prompt's length and emphatic tone are necessary for its effect.

## **Materials and methods**

### **Task and harness**

Every run received the same specification, written as an OpenSpec change, for a self hosted real time retrospective board with a React and Vite front end and a Node.js back end. The required features were board creation and listing with SQLite persistence, configurable columns, guest sign in by display name, drag and drop of cards between columns, nested comments, real time synchronization across connected clients over WebSockets, single container Docker deployment, CSV export, and developer documentation. The Claude Code runs were produced with Claude Code version 2.1.132, using the `/opsx:apply` command to ask the agent to implement the OpenSpec specification. A subset of runs used the Antigravity agent rather than Claude Code.

Each agent generated, built, and exercised its implementation within its own command execution environment during the run; on the Windows host used here that environment can be a Unix like shell or a Windows Subsystem for Linux instance rather than the native Windows shell, and it was not separately recorded. Rubric verification, including bringing up the local development server, building and running the Docker image, and confirming persistence across a restart, was carried out by a human evaluator on the native Windows host. Where these environments differed, an application that ran during the agent's session could still fail at verification through environment dependent faults, such as platform specific native modules or shell specific start scripts, and these cases were scored as failures of the relevant build or environment criterion.

### **Models, conditions, and the design prompts**

The dataset contains 90 graded runs across five model families: Claude Opus 4.7 (48 runs), Claude Opus 4.6 (27 runs), Claude Sonnet 4.6 (10 runs), Gemini 3.1 (3 runs), and Qwen (2 runs). Within the Claude Code runs, three factors were varied. The visual automation and testing tool (Playwright) was either available or not. A design oriented system prompt was either

absent, applied in full, or applied in a one paragraph abridged form described below. Reasoning effort was set to High or, where the model supported it, to xHigh. The Opus 4.7 family covers a full two by four grid, namely two effort levels by four conditions (base, plus Playwright, plus the full design prompt, plus the abridged design prompt), with six repeated runs in each of the eight cells. The base, Playwright, and full design prompt cells were run first, as a two by three effort sweep; the abridged prompt cells were added afterward as an ablation, so the pooled effort contrasts reported below are computed on the six sweep cells, and the abridged cells are reported separately. For every tool enabled run, the rubric records whether the agent actually invoked the testing functionality during its session; all 23 tool enabled Claude Code runs did, so the tool contrasts below compare used tools, not merely available ones.

The full design oriented prompt is the system prompt that the Antigravity agent, from Google, injects into its own sessions. It was recovered from that agent and, for the Claude Code runs, supplied unchanged as project level instructions in the project's CLAUDE.md file. It is a general purpose coding agent prompt; the portion relevant here is a short design directive that tells the agent to treat visual quality as a first class priority and to produce a premium, modern interface rather than a plain or minimal one, recommending modern design techniques in general terms, such as considered color and typography, gradients, motion, and dark themes. The prompt contains no specification of the retrospective board itself, that is, no features, layout, content, or application specific visual details, and no functional requirements, all of which came from the shared OpenSpec change. As third party material it is not reproduced here, although its effect and general character are described.

To test whether the full prompt's length and emphatic tone are necessary, a one paragraph abridged directive was written for this study. It paraphrases the content of the design portion alone, dropping the rest of the agent prompt and its emphasis. Eighteen additional runs, six on Opus 4.6 at High effort and six each on Opus 4.7 at High and at xHigh effort, all with no testing tool, received it as the project's CLAUDE.md, under the same harness and Claude Code version as the main batches. Unlike the third party prompt, the abridged directive can be reproduced in full:

*Treat visual quality as a first-class priority for any user interface you build. The result should feel premium, modern, and polished at first glance, never plain or minimal. Use a curated, harmonious color palette instead of generic default colors; sleek dark themes are welcome. Use modern typography (for example a Google font such as Inter or Outfit) instead of browser defaults. Use smooth gradients and subtle micro-animations, and add hover effects so the interface feels responsive and alive. Do not ship a design that looks like a simple minimum viable product.*

## Scoring

Each run was scored against the same 14 functional criteria. Each criterion received a 3 if the feature worked on the first try, a 2 if it failed at first and was fixed after a single corrective prompt, or a 1 if it remained unresolved. The corrective prompt described only the observed error or failing behavior and offered no guidance on how to fix it, so a score of 2 reflects the model's own ability to diagnose and repair the fault from the symptom alone. Corrective prompts

addressed one issue at a time, so a single run could involve several of them when fixing one fault surfaced another, and a criterion scored 1 only when the fault persisted even after repeated corrective prompts about that same issue. A run total is the sum of its 14 criterion scores, so the maximum is 42. Because a criterion rated 2 corresponds to exactly one corrective prompt, the count of criteria rated 2 in a run is used here as a per run measure of repair burden, that is, a lower bound on the number of human interventions the run required. Visual quality was rated separately on a 1 to 5 scale from dashboard screenshots, judging polish, color and typography coherence, layout, and overall professional feel; the ratings were produced by a large language model rater working from the screenshots against written scale anchors, and every rating was verified by the human evaluator. A companion re-rating of every run on those four facets, each on its own 1 to 5 scale, is provided in Table S2. Every run, with its raw functional score, session cost, base-10 logarithm of cost, and visual rating, is listed in Table S1.

## Analysis

Per run session cost is right skewed, because a single difficult debugging path can double the cost of a run. Cost is therefore summarized with the median, ranges are reported, and the median is used when comparing conditions. All cost figures are the session cost reported by Claude Code's `/cost` command, which estimates a dollar amount locally from token counts and per-token model pricing, so a local model's figure reflects token volume at hosted-model rates rather than its actual running cost. Alongside cost, each run's rubric file preserves the session summary reported by the harness at the end of the run: cumulative model time, lines of code added and removed, and token usage for the primary model split into input, output, and cache read tokens; where a rubric preserves both an initial and a final summary, the final one is used, because it is cumulative over the whole session. These records support the token level cost decomposition reported in the results. Functional scores are reported as means, medians, and ranges. Box plots use matplotlib's default quartile definition (linear interpolation, the type 7 method), with whiskers extending to the most extreme value within 1.5 times the interquartile range and any point beyond drawn individually. Where a contrast between two groups of runs is summarized inferentially, a two sided Fisher exact test on run counts is reported; because the study is observational, with conditions assigned rather than randomized, these p values are descriptive summaries of the strength of association rather than tests of randomized hypotheses, effects are otherwise reported descriptively, and no causal identification is claimed beyond the matched contrasts. Reporting follows the STROBE guidance for observational studies [1]. The dataset, the per run rubric files, and the scoring are openly available, as described under data availability.

## Results

### Capability tier dominates the outcome

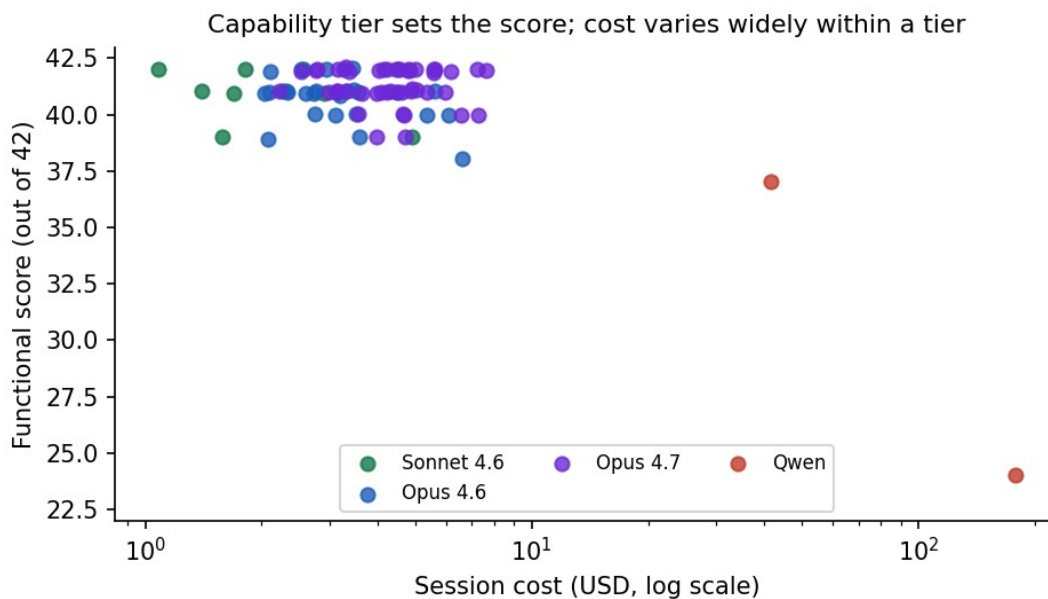
The single largest source of variation in functional score was the model family, not any tool, prompt, or effort setting. Among the three frontier families the scores clustered near the ceiling, with family means of about 41 of 42 for Opus 4.7, Opus 4.6, and Sonnet 4.6. These runs spanned a wide cost range, from about \$1 to \$8 each, yet spending more within this band did

not buy a higher score. The score differences that tools, prompts, or effort produced inside a tier were on the order of one to two points, although, as the next section shows, these compressed totals conceal much larger differences in first try reliability.

A low cost local model, Qwen, sat in a different regime on both axes. Its two runs scored 37 and 24, roughly ten points below the frontier band. The session cost reported by Claude Code's `/cost` command was \$41 and \$179, against a frontier median of about \$3.60 and a frontier maximum of \$7.63, so on the order of twelve to fifty times the frontier median and more than five times the most expensive frontier run. These two dollar figures are estimates rather than prices actually paid. The `/cost` command estimates a dollar amount from token counts and per-token model pricing; for the hosted frontier runs that approximates the real price, but Qwen ran locally, where inference is essentially free and no such price applies. Its value is therefore best read as the token volume the run consumed, priced at hosted-model rates rather than as a market cost, with the exact rate applied to the local model undocumented, and the large figure reflects the heavy iteration the weaker model required. The gap to this model, roughly ten points in score, is far larger than any difference that tools, prompts, or effort produced within a tier. Table 1 summarizes the families and Fig 1 shows score against cost on a logarithmic cost axis.

**Table 1.** Dataset summary by model family.

| Model family            | Runs | Mean score | Score range | Cost range       |
|-------------------------|------|------------|-------------|------------------|
| Claude Opus 4.7         | 48   | 41.3       | 39 to 42    | \$2.22 to \$7.63 |
| Claude Opus 4.6         | 27   | 40.7       | 38 to 42    | \$2.04 to \$6.62 |
| Claude Sonnet 4.6       | 10   | 41.0       | 39 to 42    | \$1.08 to \$4.90 |
| Gemini 3.1 (Pro, Flash) | 3    | 39.3       | 38 to 40    | not recorded     |
| Qwen (3.6, Coder Next)  | 2    | 30.5       | 24 to 37    | \$41 to \$179    |



**Fig 1.** Functional score against session cost (logarithmic cost axis), colored by model family. Frontier models cluster near the 42 point ceiling across a wide cost range; the local model (Qwen), whose plotted value is a token-usage-based estimate from Claude Code's /cost command rather than a market price, sits far below and far to the right.

### Run totals conceal how first-try reliability differs within the frontier

Within the frontier, models that look interchangeable on post repair totals differ sharply in what they deliver on the first attempt. Because a failed criterion that is repaired after one corrective prompt still earns 2 of its 3 points, the 42 point total is dominated by what a model can eventually fix rather than by what it gets right the first time. Re-reading the same runs at the criterion level shows differences within the frontier that the totals compress to a point or less (Table 2). At High effort, pooling each family's High effort Claude Code runs, only 4 of 26 Opus 4.6 runs were perfect on the first try, against 6 of 24 for Opus 4.7 and 3 of 8 for Sonnet 4.6; these pooled family counts include the abridged prompt cells, which Table 2 also breaks out as separate rows. The sharpest movement was on the single dominant defect: the Docker deployment criterion passed first try in only 5 of 26 Opus 4.6 High runs but in 18 of 24 Opus 4.7 High runs (Fisher exact  $p < 0.001$ ), a swing invisible in family means that differ by less than one point (40.7 versus 41.3).

The generation change did not remove environment failures so much as move them. While Docker first try passes rose sharply from Opus 4.6 to Opus 4.7 at High effort, first try failures on the local development environment criterion went the other way, from 1 of 26 runs to 10 of 24, largely package installation faults surfacing before the development server came up. Only raising reasoning effort cleared both at once in the sweep: at xHigh, 17 of 18 runs passed Docker first try and all 18 brought the local environment up first try, although, as the ablation below shows, a design prompt can reintroduce these faults even at xHigh. The practical reading is that a newer generation reshuffles which environment faults occur, whereas added deliberation is what eliminates them, and that first try reliability and repair burden are more informative reporting axes than post repair totals for comparing models near a rubric ceiling.

**Table 2.** First-try reliability and repair burden by configuration. Claude Code runs only; the five Antigravity harness runs and a single Sonnet 4.6 run at Max effort are excluded. First-try perfect means all 14 criteria rated 3, with no corrective prompt. Corrective prompts per run counts criteria rated 2.

| Configuration                   | Runs | First-try perfect | Docker first-try pass | Corrective prompts per run (mean) |
|---------------------------------|------|-------------------|-----------------------|-----------------------------------|
| Opus 4.6, High                  | 20   | 1 of 20 (5%)      | 2 of 20               | 1.25                              |
| Opus 4.6, High, abridged prompt | 6    | 3 of 6 (50%)      | 3 of 6                | 0.83                              |
| Sonnet 4.6, High                | 8    | 3 of 8 (38%)      | 4 of 8                | 0.88                              |
| Opus 4.7, High                  | 18   | 5 of 18 (28%)     | 13 of 18              | 0.89                              |
| Opus 4.7, High, abridged prompt | 6    | 1 of 6 (17%)      | 5 of 6                | 1.17                              |
| Opus 4.7, xHigh                 | 18   | 16 of 18 (89%)    | 17 of 18              | 0.17                              |

|                                  |   |              |        |      |
|----------------------------------|---|--------------|--------|------|
| Opus 4.7, xHigh, abridged prompt | 6 | 1 of 6 (17%) | 3 of 6 | 1.00 |
| Qwen, High                       | 2 | 0 of 2 (0%)  | 0 of 2 | 4.50 |

**Where the failures were: a criterion level profile**

Across all 90 runs, first try failures were heavily concentrated in the environment criteria (Table 3). The Docker deployment criterion failed on the first attempt in 40 of 90 runs, 44 percent, and the local development environment criterion in 15, so the two environment criteria account for 55 of the 100 first try criterion failures in the dataset, 55 percent. The recurring culprits were a native SQLite module that does not compile in a minimal container, which runs that chose a WebAssembly database avoided, and a breaking change in a web framework that removed a wildcard route. The largest interface side contributor was moving cards between columns, the drag and drop criterion, at 17 runs, 19 percent, a concentration examined further in the design prompt section; every other interface criterion failed in 6 percent of runs or fewer. Notably, no run left Docker unresolved after corrective prompting, whereas 7 of the 11 criteria left unresolved anywhere in the dataset belong to the two Qwen runs, so criteria rated 1 are almost entirely a weak model phenomenon rather than a task phenomenon.

**Table 3.** First-try failure profile across all 90 runs. Rated 2 means failed first try and fixed after one corrective prompt; rated 1 means never fully resolved. The share column is the fraction of the 90 runs that missed the criterion on the first attempt.

| Criterion                       | Rated 2 | Rated 1 | First-try failure share |
|---------------------------------|---------|---------|-------------------------|
| Local development environment   | 15      | 0       | 17%                     |
| Docker deployment               | 40      | 0       | 44%                     |
| Home page                       | 2       | 0       | 2%                      |
| Board creation                  | 5       | 0       | 6%                      |
| User identification             | 1       | 1       | 2%                      |
| Card interaction                | 3       | 0       | 3%                      |
| Moving cards between columns    | 14      | 3       | 19%                     |
| Commenting                      | 3       | 2       | 6%                      |
| Realtime update: new card       | 2       | 1       | 3%                      |
| Realtime update: card move      | 1       | 1       | 2%                      |
| Realtime update: new comment    | 0       | 1       | 1%                      |
| Data persistence across restart | 0       | 1       | 1%                      |
| Documentation                   | 2       | 0       | 2%                      |
| CSV export                      | 1       | 1       | 2%                      |

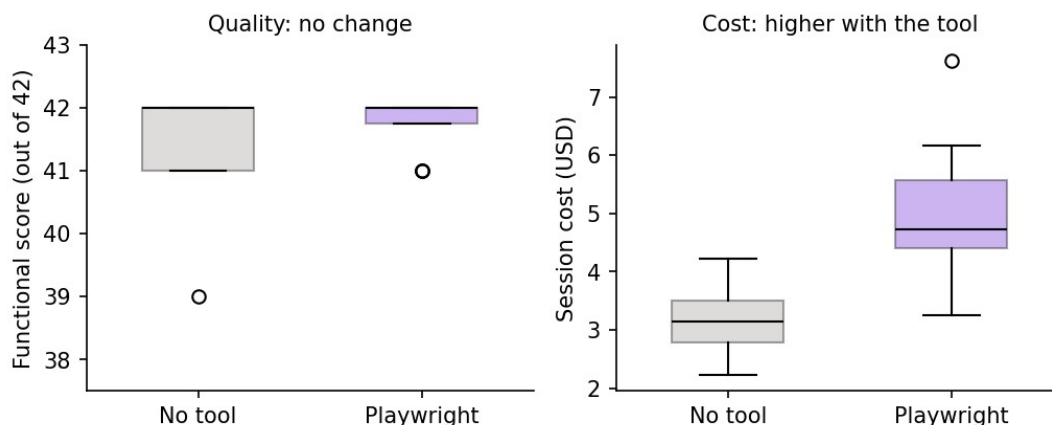
**The testing tool added cost, not quality or reliability**

Turning the Playwright tool on, with model and effort held fixed, did not change the functional score, but it did raise cost. On Opus 4.7 the median session cost rose by 42 percent at High

effort and by 68 percent at xHigh effort, while the functional score was unchanged (Fig 2). The same pattern appeared in the earlier Opus 4.6 contrast, where seven runs with the tool and seven without it produced the same mean functional score of 40.6 while the tool raised the median cost by 27 percent. Notably, several tool enabled runs still failed on the Docker build, a fault the tool cannot reach, because exercising the running interface surfaces user interface problems but not the build, runtime configuration, or data persistence faults beneath it, and when the build itself fails there is no interface to test. Those build and environment faults were where most failures actually occurred (Table 3), which explains why a tool aimed at the rendered page did not improve reliability.

Two further checks close off the easy objections to this null result. First, the tool was not simply ignored: every tool enabled run's rubric records the testing functionality as actually invoked during the session. Second, the null is not explained by a lack of interface visible faults to catch. In the matched Opus 4.6 contrast, where interface visible faults did occur and the tool therefore had defects available to catch, first try failures on interface visible criteria occurred in 1 of 7 runs without the tool and 3 of 7 with it, and tool enabled runs elsewhere in the dataset still failed home page rendering, commenting, and drag and drop criteria first try. Within this dataset, passive screenshot verification did not reduce even the class of defect it is designed to see.

Adding the screenshot tool (Opus 4.7)



**Fig 2.** Effect of adding the testing tool on Opus 4.7. Left: functional score is unchanged. Right: session cost is higher with the tool. Boxes show the median and interquartile range, whiskers show the spread, and open circles are outliers.

The session token records show what each premium actually buys (Table 4). With the tool, median output tokens are flat or slightly lower at High, 42k versus 46k, and only modestly higher at xHigh, 51k versus 45k, while median cache read tokens rise two to three fold, from 2.3M to 5.3M at High and from 2.3M to 7.0M at xHigh. The tool premium is therefore context re-reading, the model repeatedly re-ingesting a session inflated by tool roundtrips and screenshots, not additional engineering output. The design prompts have the opposite signature: median output tokens rise over base, by about a quarter at High, 55k to 60k versus 46k, and by more than half at xHigh, 72k versus 45k, and the median lines of code added rise from about 2,200 to between 3,000 and 3,900, because the agent writes substantially more interface code. The full and

abridged prompts are indistinguishable on this axis, which confirms that the premium follows the interface work the directive elicits rather than the prompt text itself. The additions cost more for entirely different reasons, and the median functional score is essentially unchanged in every cell.

**Table 4.** Token, time, and code decomposition of the Opus 4.7 grid, medians per cell of six runs. Output and cache read tokens are the primary model's counts from the end of session report; model time is cumulative model API time; lines added is the harness's count of code lines added over the session.

| Configuration                  | Score (median) | Output tokens (median) | Cache-read tokens (median) | Model time, min (median) | Lines added (median) | Cost (median) |
|--------------------------------|----------------|------------------------|----------------------------|--------------------------|----------------------|---------------|
| High, base                     | 41             | 46k                    | 2.3M                       | 9.1                      | 2,200                | \$3.06        |
| High, plus Playwright          | 41.5           | 42k                    | 5.3M                       | 9.6                      | 1,804                | \$4.34        |
| High, plus full design prompt  | 41             | 55k                    | 3.8M                       | 11.1                     | 3,011                | \$4.28        |
| High, plus abridged prompt     | 41             | 60k                    | 3.9M                       | 11.3                     | 3,268                | \$4.14        |
| xHigh, base                    | 42             | 45k                    | 2.3M                       | 9.2                      | 2,150                | \$3.33        |
| xHigh, plus Playwright         | 42             | 51k                    | 7.0M                       | 11.9                     | 2,458                | \$5.59        |
| xHigh, plus full design prompt | 42             | 72k                    | 5.2M                       | 14.4                     | 3,878                | \$5.17        |
| xHigh, plus abridged prompt    | 41             | 72k                    | 4.2M                       | 14.3                     | 3,620                | \$4.73        |

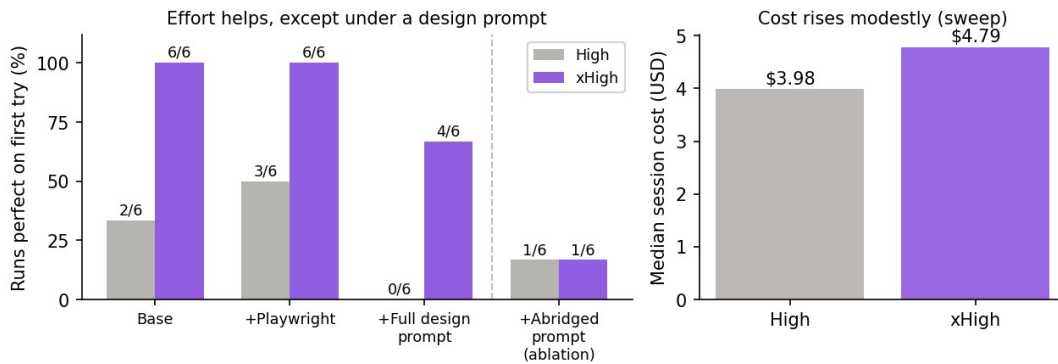
### Reasoning effort buys first-try reliability

The reliability that the tool did not provide was available from reasoning effort. Pooling the Opus 4.7 sweep conditions, raising effort from High to xHigh raised the share of runs that were perfect on the first try, meaning a score of 42 with no corrective prompts, from 28 percent (5 of 18) to 89 percent (16 of 18), a contrast that is large by any standard (Fisher exact  $p < 0.001$ ); Fig 3 breaks the first try rate out by condition, and the gain appears in every sweep cell. The pooled mean score rose from 41.0 to 41.8. In repair burden terms, the 18 High runs required 16 corrective prompts between them and the 18 xHigh runs required 3, about a five fold reduction in human interventions. The High level misses were concentrated in first run environment failures, namely npm install, Docker build and run, and one case of data loss on restart, which are exactly the kind of defect that more deliberation catches before the work is handed back. The cost of this gain was modest. Holding the condition fixed, the median cost premium for xHigh was about 9 percent for base runs, 29 percent with the tool, and 21 percent with the design prompt; in the base condition the xHigh runs emitted essentially the same output tokens as the High runs (Table 4), so the extra deliberation is not simply additional generation. Table 5 reports the full Opus 4.7 grid; the pooled contrasts above use the six sweep cells, and the abridged prompt cells are taken up in the ablation below.

**Table 5.** Opus 4.7 effort grid. Eight configurations, six repeated runs each. The two abridged prompt cells belong to the ablation, are excluded from the pooled effort contrasts in the text, and reappear with the Opus 4.6 ablation cells in Table 6.

| Configuration                  | Mean score | First-try perfect | Median cost | Aesthetics (1 to 5) |
|--------------------------------|------------|-------------------|-------------|---------------------|
| High, base                     | 41.0       | 2 of 6            | \$3.06      | 3.0                 |
| High, plus Playwright          | 41.5       | 3 of 6            | \$4.34      | 3.0                 |
| High, plus full design prompt  | 40.5       | 0 of 6            | \$4.28      | 4.8                 |
| High, plus abridged prompt     | 40.8       | 1 of 6            | \$4.14      | 5.0                 |
| xHigh, base                    | 42.0       | 6 of 6            | \$3.33      | 3.0                 |
| xHigh, plus Playwright         | 42.0       | 6 of 6            | \$5.59      | 3.0                 |
| xHigh, plus full design prompt | 41.5       | 4 of 6            | \$5.17      | 4.8                 |
| xHigh, plus abridged prompt    | 41.0       | 1 of 6            | \$4.73      | 5.0                 |

Reasoning effort: High vs xHigh (Opus 4.7)



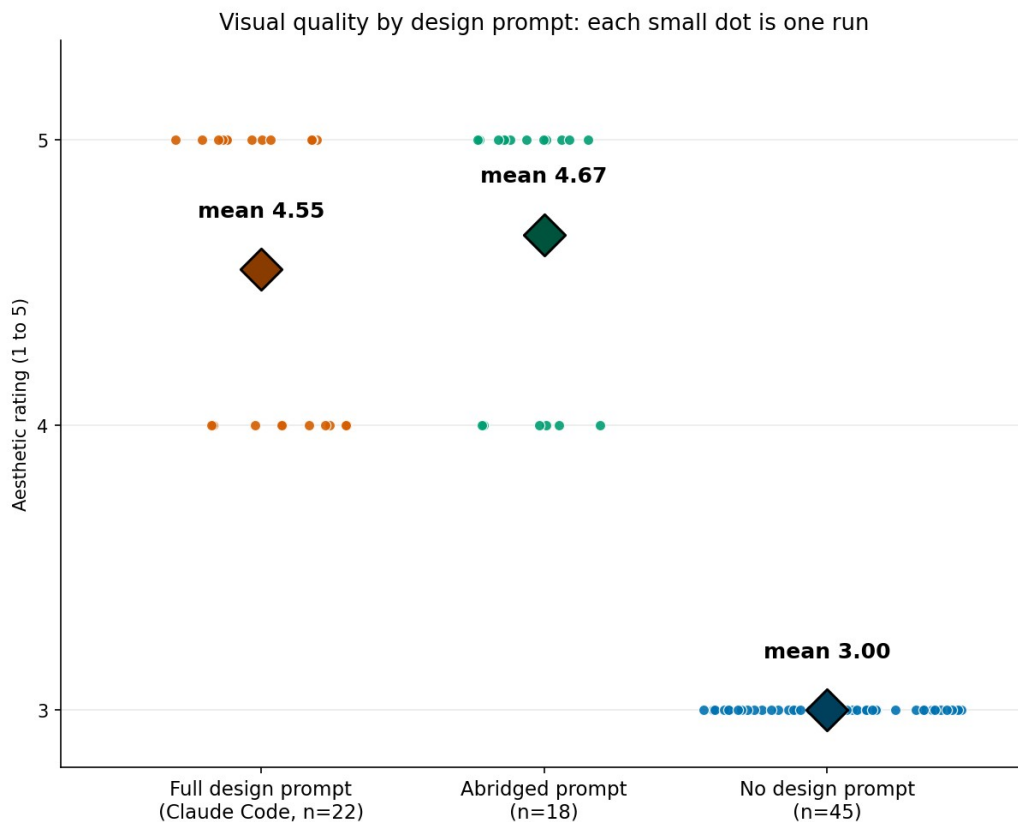
**Fig 3.** Reasoning effort on Opus 4.7, High versus xHigh. Left: the share of runs perfect on the first try, by condition; raising effort lifts the base and Playwright cells to the ceiling and partially recovers the full design prompt cell, but leaves the abridged prompt cell unchanged. The dashed line separates the sweep conditions from the abridged prompt ablation, which is excluded from the pooled statistics in the text. Right: median session cost across the pooled sweep runs rises modestly.

### The design prompt lifts visual quality, not function

The design oriented prompt changed how the application looked, not how well it worked. With visual quality rated for all 90 runs, the contrast is sharp: the 22 Claude Code runs that used the full design prompt averaged 4.5 of 5 (range 4 to 5), the 18 runs that used the abridged prompt averaged 4.7, while all 45 runs with neither were rated exactly 3.0. Functional scores were indistinguishable from base, within run-to-run variation, and if anything drifted slightly lower, consistent with the prompt pushing the agent toward a more ambitious interface that occasionally costs a point. The lift was independent of reasoning effort, since xHigh base runs scored 3.0 on visual quality, the same as High base runs, even though xHigh produced perfect

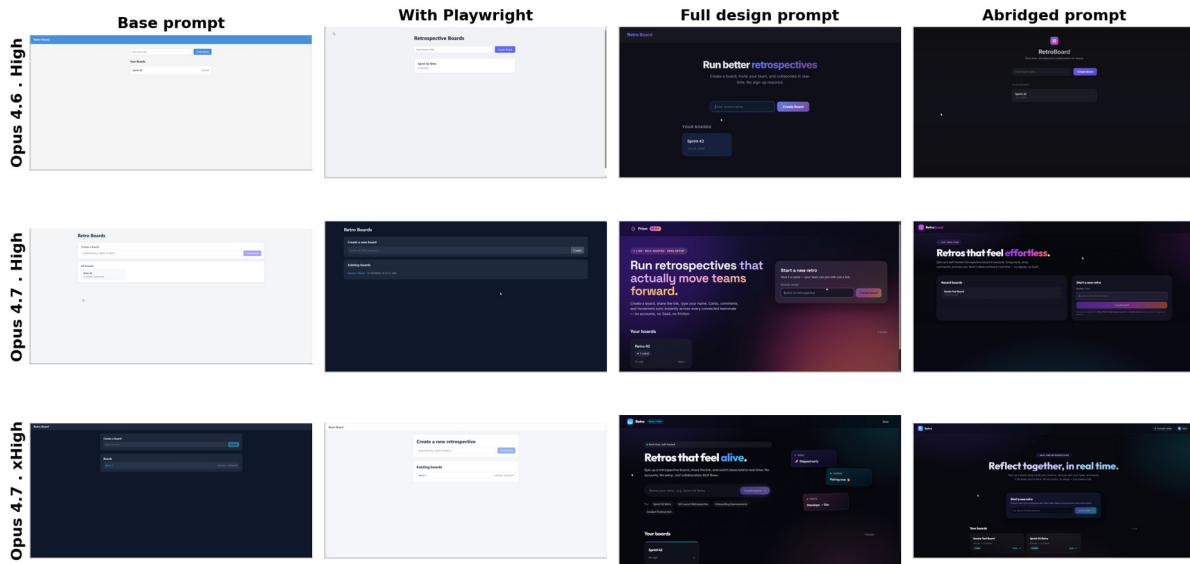
functional scores. It was independent of the testing tool, which left visual quality at 3.0. And it was independent of model family, since the Opus 4.6, Opus 4.7, and Sonnet 4.6 design prompt runs rose together. In other words, the design prompt, and not raw capability or compute, is what drove visual polish (Fig 4). The companion facet ratings (Table S2) show the lift is broad based, appearing together in polish, color and typography, layout, and professional feel, rather than being driven by any single facet. The remaining five runs, produced by the Antigravity agent directly through a different harness and model set, averaged 3.0 and are listed in Table S1; they are kept out of the contrast above because they vary the harness as well as the prompt.

The criterion level data also locates the prompt's occasional functional cost. At High effort the full design prompt roughly doubled the repair burden, 1.50 corrective prompts per run against 0.67 for base, and its misses cluster on the most interaction heavy criterion: across all 90 runs, moving cards between columns failed first try in 11 of the 40 design prompted Claude Code runs, full or abridged, against 5 of the 45 runs without a design prompt, and the only two Opus 4.7 xHigh runs in the whole sweep that were not first try perfect were design prompt runs that both missed exactly that drag and drop criterion. Given the small counts this concentration is descriptive rather than definitive (Fisher exact  $p = 0.09$ ), but it is consistent with the mechanism visible in the outputs: the prompt induces custom, animated interfaces whose richer interaction code is easier to get subtly wrong than the plain defaults. The abridged prompt runs supplied direct evidence of the mechanism: in one Opus 4.7 run the agent's own diagnosis traced both a broken drag and a blurred comment panel to a backdrop filter blur it had added for visual depth, exactly the class of decorative effect the prompt encourages.



**Fig 4.** Aesthetic rating for the 85 Claude Code runs: full design prompt (n=22), abridged design prompt (n=18), and no design prompt (n=45). Each small dot is one run, jittered horizontally for visibility, and each large diamond marks the group mean. The prompted groups average 4.5 and 4.7 while all unprompted runs sit at exactly 3.0. The vertical axis is restricted to the 3 to 5 range to show the clusters; the lift is independent of reasoning effort, the testing tool, and model family.

Figure 5 makes the contrast concrete. Each row is one Opus configuration and each column is a condition: the base prompt, the base prompt plus the testing tool, the base prompt plus the full design prompt, and, from the ablation, the base prompt plus the abridged design prompt. The first two columns, which lack a design prompt, show clean but plain default interfaces across all three configurations; adding the testing tool does not change the visual style. The two right hand columns, with the full and the abridged design prompt, show marketing style landing pages with custom product names, gradient headlines, and color coded columns, regardless of model version or effort, and the two prompt forms are visually indistinguishable from each other. The jump from the left half to the right half is large and consistent, while moving down the rows, which raises capability and effort, leaves the visual style unchanged.



**Fig 5.** Dashboard screenshots for three Opus configurations (rows) under four conditions (columns): the base prompt, the base prompt with the testing tool, the base prompt with the full design prompt, and the base prompt with the abridged design prompt from the ablation. Neither the model version, the effort level, nor the testing tool changes the visual style; either form of the design prompt does, and the two forms are indistinguishable.

### A one paragraph abridged prompt reproduces the lift

A one paragraph paraphrase delivers the same visual lift as the full third party prompt, and the functional cost that design prompts carry persists even at higher effort. The comparison asked first whether the full prompt is necessary for the aesthetic effect, or whether the paraphrase suffices; it suffices (Table 6; Fig 5, two right hand columns). On Opus 4.7 at High effort the six abridged prompt runs averaged 5.0 on visual quality against 4.8 for the full prompt; on Opus 4.6 they averaged 4.0 against 4.2. Every abridged run produced the same designed character the full prompt produces, dark themed, gradient accented interfaces on Opus 4.6 and complete marketing style landing pages with custom product names and gradient display headlines on

Opus 4.7, while every base run in the dataset remained at exactly 3.0. The functional pattern also carried over: abridged prompt means stayed within the frontier band (41.2 and 40.8), and the drag and drop concentration reappeared, with 3 of the 6 Opus 4.7 abridged runs missing the moving cards criterion first try. The cost premium was likewise similar to the full prompt's, a median of \$4.14 versus \$4.28 on Opus 4.7, against \$3.06 for base, indicating the premium pays for the additional interface code the directive elicits rather than for the prompt text itself. Since the abridged directive contains no emphasis, no threat of failure, and none of the surrounding agent instructions, the effect evidently depends on the content of the ask alone; neither the third party prompt's length nor its insistent tone is necessary.

Extending the ablation to xHigh on Opus 4.7 asked a second question: does higher reasoning effort remove the functional cost that design prompts carry? It does not. The six abridged xHigh runs kept the full aesthetic lift, a mean of 5.0, but only 1 of 6 was first try perfect against 6 of 6 for xHigh base, with a mean score of 41.0 and one corrective prompt per run on average; the misses were the familiar classes, Docker in three runs and drag and drop in two. The pattern matches the full prompt at xHigh, where 4 of 6 were first try perfect and both misses were drag and drop. On Opus 4.7, no design prompted cell, at either effort level and with either prompt form, paired the aesthetic lift with the first try reliability of its base counterpart; the one exception in the dataset is the Opus 4.6 abridged cell, where first try reliability was, if anything, higher than base (3 of 6 against 1 of 7). On the newer generation the polish is real but consistently priced in reliability as well as tokens, and raising effort does not waive the price.

**Table 6.** Design prompt ablation, no testing tool. The abridged prompt is the one paragraph paraphrase reproduced in the methods; aesthetics is the mean holistic rating.

| Cell (no tool)                     | Runs | Aesthetics (mean, 1 to 5) | Functional score (mean) | First-try perfect | Median cost |
|------------------------------------|------|---------------------------|-------------------------|-------------------|-------------|
| Opus 4.6 High, base                | 7    | 3.0                       | 40.6                    | 1 of 7            | \$2.74      |
| Opus 4.6 High, full design prompt  | 6    | 4.2                       | 40.5                    | 0 of 6            | \$3.12      |
| Opus 4.6 High, abridged prompt     | 6    | 4.0                       | 41.2                    | 3 of 6            | \$2.77      |
| Opus 4.7 High, base                | 6    | 3.0                       | 41.0                    | 2 of 6            | \$3.06      |
| Opus 4.7 High, full design prompt  | 6    | 4.8                       | 40.5                    | 0 of 6            | \$4.28      |
| Opus 4.7 High, abridged prompt     | 6    | 5.0                       | 40.8                    | 1 of 6            | \$4.14      |
| Opus 4.7 xHigh, base               | 6    | 3.0                       | 42.0                    | 6 of 6            | \$3.33      |
| Opus 4.7 xHigh, full design prompt | 6    | 4.8                       | 41.5                    | 4 of 6            | \$5.17      |
| Opus 4.7 xHigh, abridged prompt    | 6    | 5.0                       | 41.0                    | 1 of 6            | \$4.73      |

### Within-configuration variability is real but effort-sensitive

Identical configurations did not produce identical software. Across the seven repeated Opus 4.6 runs at High effort, the implementations differed in size and structure as well as styling: the source spanned 10 to 17 files and about 790 to 1320 lines, and the volume of hand written CSS ranged from 41 to 626 lines, a roughly fifteen fold spread that was the most variable dimension. Functional scores stayed in a narrow 38 to 42 band, and none of these structural measures tracked the score (Table 7). Raising effort to xHigh, available on Opus 4.7, compressed the functional scatter to a near uniform 42. The practical reading is that a large part of run to run variability is a symptom of insufficient deliberation, and that any single agent output should be treated as one sample from a wide distribution rather than as a representative result.

**Table 7.** Within-configuration variability. The seven repeated Claude Opus 4.6 runs at High effort in the base configuration, with no tool or design prompt, sorted by hand authored CSS. Source files counts JavaScript and TypeScript modules; total source lines and CSS lines count their respective files; all exclude dependencies. The implementations vary in size, structure, and styling, CSS most of all at about fifteen fold, while functional scores stay between 38 and 42 with no clear relationship to the structural measures.

| Run | Functional score (/42) | Source files | Total source lines | CSS lines |
|-----|------------------------|--------------|--------------------|-----------|
| 1   | 41                     | 17           | 890                | 41        |
| 2   | 41                     | 10           | 823                | 53        |
| 3   | 40                     | 13           | 1319               | 223       |
| 4   | 41                     | 12           | 792                | 466       |
| 5   | 41                     | 16           | 869                | 521       |
| 6   | 42                     | 11           | 919                | 543       |
| 7   | 38                     | 12           | 875                | 626       |

The same measurement on Opus 4.7 shows that this structural spread, like the failure modes, is generation sensitive (Table 8). Across the six repeated Opus 4.7 base runs at High effort the hand written CSS spans 273 to 395 lines, roughly 1.4 fold against the fifteen fold spread on Opus 4.6, with 14 to 19 source files and about 1050 to 1490 total source lines, even though the functional scores still scatter from 39 to 42. At xHigh the functional scores are a uniform 42 while the structural spread stays modest, with CSS between 174 and 468 lines. The newer generation therefore converged structurally on its own, while its functional scatter still required the higher effort setting, and in both generations structure and score vary independently, so neither is a proxy for the other.

**Table 8.** Within-configuration variability on Opus 4.7. The six repeated base runs at each effort level, with no tool or design prompt, sorted by hand authored CSS within each effort block. Counting rules match Table 7.

| Run | Effort | Functional score (/42) | Source files | Total source lines | CSS lines |
|-----|--------|------------------------|--------------|--------------------|-----------|
| 1   | High   | 41                     | 17           | 1201               | 273       |
| 2   | High   | 41                     | 14           | 1046               | 338       |
| 3   | High   | 42                     | 19           | 1491               | 355       |

|   |       |    |    |      |     |
|---|-------|----|----|------|-----|
| 4 | High  | 39 | 18 | 1388 | 378 |
| 5 | High  | 42 | 16 | 1320 | 391 |
| 6 | High  | 41 | 16 | 1166 | 395 |
| 1 | xHigh | 42 | 18 | 1048 | 174 |
| 2 | xHigh | 42 | 15 | 1062 | 241 |
| 3 | xHigh | 42 | 17 | 1356 | 281 |
| 4 | xHigh | 42 | 22 | 1396 | 299 |
| 5 | xHigh | 42 | 17 | 1496 | 365 |
| 6 | xHigh | 42 | 18 | 1460 | 468 |

This run to run spread is also harder to suppress than it once was, because direct control over sampling randomness has narrowed on current frontier models. Anthropic's Opus 4.7 and 4.8 reject non-default sampling parameters outright, and the 4.6 generation models used here, Opus 4.6 and Sonnet 4.6, pin temperature to its default of 1 when extended thinking is enabled [2]. The direction is industry wide: Google defaults Gemini 3 to a temperature of 1 and advises against lowering it for reasoning tasks [3], and other vendors' reasoning models, such as OpenAI's, accept only the default. Only the local model, Qwen, left temperature fully under the operator's control. The control a practitioner would normally reach for to make repeated runs more deterministic is therefore unavailable or discouraged on these models, so the run to run spread reported here cannot simply be dialed down, and raising reasoning effort, the lever that did compress it, is the one that remains.

## Discussion

The unifying lesson is to match the added resource to the failure mode. In this task the dominant failures were build and environment problems, such as a native SQLite module that does not compile in a minimal container and a breaking change in a web framework that removed a wildcard route; the criterion level profile makes this concrete, with the two environment criteria accounting for over half of all first try failures (Table 3). A tool aimed specifically at these faults, for example a container build or smoke test, could in principle have caught them, so the point is not that no tool could help. It is that the tool added here, a visual automation and testing tool that exercises the running front end, was not matched to where the failures occurred, and the token decomposition shows its cost premium went to context re-reading rather than to any additional engineering. In practice the matching is the hard part, because it requires anticipating which failure mode will arise and adding the corresponding tool, and each added tool adds cost. Raising reasoning effort, by contrast, improved reliability across failure modes without that guesswork in the base and tool conditions, which is why the same budget spent on effort would have bought the reliability directly; the ablation shows the one boundary of that lever, since a design prompt consumed part or all of the reliability that effort otherwise buys.

## **Post repair totals understate differences between models**

The criterion level results carry a methodological implication for agent benchmarks. Under this rubric, as in most graded evaluations that allow repair, a model that fails and then fixes a criterion retains most of the credit, so aggregate scores mostly measure what a model can eventually reach rather than what it delivers unaided. Here, family means less than a point apart concealed a Docker first try pass rate that moved from 19 percent to 75 percent between frontier generations, and a failure mode that shifted from container builds to package installation. For teams choosing a model or an effort setting, the deliverable that matters is usually the unaided first attempt, and the number of corrective interventions is a direct human cost. Benchmark reports would be more informative if they published first try reliability and repair burden alongside post repair totals; in this dataset those axes separate configurations that totals cannot.

## **Capability for polish is present but must be invoked**

The design prompt result has a counterintuitive shape. The same models that produced plain interfaces by default produced marketing quality interfaces when prompted, even though the prompt did not contain detailed visual instructions and asked only, in general terms, for a polished result. This suggests that the capacity to produce a polished interface is already present in the model and does not need to be taught, but that it is not expressed unless it is explicitly invoked. Reasoning effort did not invoke it; a short, general design instruction did. The ablation sharpens the point: a one paragraph paraphrase written for this study reproduced the entire lift on both model generations, so the invocation needs neither length nor emphasis, only the ask itself. Practitioners who want visual quality should ask for it directly, in as little as a paragraph of project instructions, rather than expecting it to emerge from a larger model or a higher effort setting, and should budget for the small functional risk the more ambitious interface carries in its most interaction heavy features, a risk that persisted at the higher effort setting in the ablation.

## **Hidden prompts injected by agents and serving backends**

During this work, the Antigravity agent was used, and it was found to inject a system prompt that the user does not see and does not control. This is relevant beyond the present study. When a serving backend or an agent adds its own hidden prompt, the output reflects both the user instruction and the injected text, and a researcher comparing two models through two different backends may be comparing two different hidden prompts as much as two models. The same mechanism is a known security and governance concern, because untrusted injected instructions can change model behavior [4]. A reasonable recommendation is that anyone comparing models or auditing outputs first establish what hidden prompt, if any, the serving path adds, and report it. The design prompt contrast in this study is, in effect, a controlled version of this phenomenon, isolating the effect of one such injected prompt.

## **Limitations**

This study has several limitations. It uses a single task; functional grading was performed by a single human evaluator, and visual quality ratings were produced by a large language model from screenshot review and verified by that evaluator. Frontier scores sit near the 42 point

ceiling, which limits headroom for detecting improvement, although the null result for the tool is not merely a ceiling effect, because at High effort, where scores still scatter between 39 and 42, the tool also failed to help while effort did. The xHigh effort level is exposed only on Opus 4.7, so the effort contrast is within a single model family. The design is observational, with conditions assigned rather than randomized, and the criterion level and token analyses are post hoc examinations of an existing dataset rather than preregistered hypotheses, so the Fisher exact p values reported should be read as descriptive summaries of association strength. The abridged prompt ablation runs were conducted several weeks after the main batches, under the same harness version, so batch timing is a residual confound for their functional, though not their visual, comparison. Session costs are list price totals that vary with the debugging path taken, and the token decomposition covers the 84 runs whose rubrics preserve the per model token breakdown in the end of session report. These limitations argue for treating the size of each effect as approximate while treating the direction and ordering of effects, which are large and consistent, as robust.

## Conclusion

Across 90 matched and repeated runs of one specification, the choice of model dominated quality, reasoning effort bought first try reliability cheaply, a testing tool bought cost without reliability, and a short design prompt bought visual polish without changing function, with a one paragraph version of the prompt buying the same polish. At the criterion level, post repair totals concealed large differences in first try reliability between frontier generations and a failure mode that shifted rather than disappeared across them, which argues for reporting first try reliability and repair burden alongside final scores. The practical rule that follows is simple. Spend on capability and effort to get reliable software, ask explicitly for visual quality when it matters, and do not expect a verification tool to fix failures it cannot see.

## Data availability

The full dataset, including every run's source artifacts, screenshots, and per run rubric files, the scoring instrument, and an interactive report, is archived on Zenodo under the version specific DOI 10.5281/zenodo.21134406 [5] and is also available in the project repository on GitHub. The concept DOI 10.5281/zenodo.20789639 resolves to the latest version. The third party design oriented system prompt is not redistributed; its effect is described in this paper, its abridged paraphrase is reproduced in the methods, and its text is held local to the source runs.

## References

1. von Elm E, Altman DG, Egger M, Pocock SJ, Gotsche PC, Vandenbroucke JP. The Strengthening the Reporting of Observational Studies in Epidemiology (STROBE) statement: guidelines for reporting observational studies. *PLoS Med.* 2007;4(10):e296. doi: 10.1371/journal.pmed.0040296
2. Anthropic. Extended thinking. Claude Platform documentation. [cited 2026 Jun 29]. Available from: <https://platform.claude.com/docs/en/build-with-claude/extended-thinking>
3. Google. Gemini 3 developer guide (Interactions API). Gemini API documentation. [cited 2026 Jun 29]. Available from: <https://ai.google.dev/gemini-api/docs/interactions/gemini-3>

4. OWASP Foundation. OWASP Top 10 for Large Language Model Applications: LLM01 Prompt Injection. 2025 [cited 2026 Jun 27]. Available from: <https://genai.owasp.org/llmrisk/llm01-prompt-injection/>

5. Mehta A. Realtime Retrospective Board: AI Model Benchmark Dataset and Evaluation Artifacts. Version 2.3.0. Zenodo; 2026 [cited 2026 Jul 2]. doi: 10.5281/zenodo.21134406

## Appendix

**Table S1.** Per-run data. Functional score (out of 42), session cost in US dollars, base-10 logarithm of cost, and visual quality rating (1 to 5) for all 90 runs.

| Run folder   | Model               | Effort | Tool             | Design prompt | Score (/42) | Cost (USD) | log10 (cost) | Aesthetic (1-5) |
|--|---------------------|--------|------------------|---------------|-------------|------------|--------------|-----------------|
| antigravity_gemini3_flash                          | Gemini 3.1 Flash    |        | GPT-OSS 120B     | Yes           | 38          |            |              | 3               |
| antigravity_gemini_3.1_pro_high                    | Gemini 3.1 Pro high | High   | Browser subagent | Yes           | 40          |            |              | 2               |
| antigravity_gemini_3.1_pro_low                     | Gemini 3.1 Pro low  | Low    | Browser subagent | Yes           | 40          |            |              | 3               |
| antigravity_opus_4.6                               | Claude Opus 4.6     | High   | GPT-OSS_120B     | Yes           | 40          |            |              | 3               |
| antigravity_sonnet_4.6                             | Claude Sonnet 4.6   | High   | GPT-OSS 120B     | Yes           | 42          |            |              | 4               |
| claude_opus_4.6_high                               | Claude Opus 4.6     | High   | None             | No            | 41          | \$5.61     | 0.749        | 3               |
| claude_opus_4.6_high_abridged_prompt               | Claude Opus 4.6     | High   | None             | Abridged      | 42          | \$3.45     | 0.538        | 4               |
| claude_opus_4.6_high_abridged_prompt_run_2         | Claude Opus 4.6     | High   | None             | Abridged      | 42          | \$2.94     | 0.468        | 4               |
| claude_opus_4.6_high_abridged_prompt_run_3         | Claude Opus 4.6     | High   | None             | Abridged      | 42          | \$2.10     | 0.322        | 4               |
| claude_opus_4.6_high_abridged_prompt_run_4         | Claude Opus 4.6     | High   | None             | Abridged      | 41          | \$2.31     | 0.364        | 4               |
| claude_opus_4.6_high_abridged_prompt_run_5         | Claude Opus 4.6     | High   | None             | Abridged      | 39          | \$3.59     | 0.555        | 4               |
| claude_opus_4.6_high_abridged_prompt_run_6         | Claude Opus 4.6     | High   | None             | Abridged      | 41          | \$2.60     | 0.415        | 4               |
| claude_opus_4.6_high_run_1                         | Claude Opus 4.6     | High   | None             | No            | 38          | \$6.62     | 0.821        | 3               |
| claude_opus_4.6_high_run_2                         | Claude Opus 4.6     | High   | None             | No            | 41          | \$2.77     | 0.442        | 3               |
| claude_opus_4.6_high_run_3                         | Claude Opus 4.6     | High   | None             | No            | 40          | \$2.74     | 0.438        | 3               |
| claude_opus_4.6_high_run_4                         | Claude Opus 4.6     | High   | None             | No            | 41          | \$2.09     | 0.320        | 3               |
| claude_opus_4.6_high_run_5                         | Claude Opus 4.6     | High   | None             | No            | 42          | \$2.54     | 0.405        | 3               |
| claude_opus_4.6_high_run_6                         | Claude Opus 4.6     | High   | None             | No            | 41          | \$2.04     | 0.310        | 3               |
| claude_opus_4.6_high_with_antigravity_prompt       | Claude Opus 4.6     | High   | None             | Yes           | 41          | \$3.12     | 0.494        | 4               |
| claude_opus_4.6_high_with_antigravity_prompt_run_2 | Claude Opus 4.6     | High   | None             | Yes           | 40          | \$3.11     | 0.493        | 4               |
| claude_opus_4.6_high_with_antigravity_prompt_run_3 | Claude Opus 4.6     | High   | None             | Yes           | 40          | \$3.51     | 0.545        | 4               |
| claude_opus_4.6_high_with_antigravity_prompt_run_4 | Claude Opus 4.6     | High   | None             | Yes           | 40          | \$6.08     | 0.784        | 4               |
| claude_opus_4.6_high_with_antigravity_prompt_run_5 | Claude Opus 4.6     | High   | None             | Yes           | 41          | \$2.34     | 0.369        | 5               |
| claude_opus_4.6_high_with_antigravity_prompt_run_6 | Claude Opus 4.6     | High   | None             | Yes           | 41          | \$2.72     | 0.435        | 4               |
| claude_opus_4.6_with_playwright_high               | Claude Opus 4.6     | High   | Playwright       | No            | 40          | \$5.36     | 0.729        | 3               |
| claude_opus_4.6_with_playwright_high_run_2         | Claude Opus 4.6     | High   | Playwright       | No            | 41          | \$4.49     | 0.652        | 3               |
| claude_opus_4.6_with_playwright_high_run_3         | Claude Opus 4.6     | High   | Playwright       | No            | 41          | \$3.56     | 0.551        | 3               |
| claude_opus_4.6_with_playwright_high_run_4         | Claude Opus 4.6     | High   | Playwright       | No            | 41          | \$3.47     | 0.540        | 3               |

|  |                 |       |            |          |    |        |       |   |
|--|-----------------|-------|------------|----------|----|--------|-------|---|
| 4  | 4.6             |       |            |          |    |        |       |   |
| claude_opus_4.6_with_playwright_high_run_5         | Claude Opus 4.6 | High  | Playwright | No       | 41 | \$3.30 | 0.519 | 3 |
| claude_opus_4.6_with_playwright_high_run_6         | Claude Opus 4.6 | High  | Playwright | No       | 41 | \$3.19 | 0.504 | 3 |
| claude_opus_4.6_with_playwright_high_run_7         | Claude Opus 4.6 | High  | Playwright | No       | 39 | \$2.08 | 0.318 | 3 |
| claude_opus_4.7_high                               | Claude Opus 4.7 | High  | None       | No       | 42 | \$3.15 | 0.498 | 3 |
| claude_opus_4.7_high_abridged_prompt               | Opus 4.7        | High  | None       | Abridged | 40 | \$3.55 | 0.550 | 5 |
| claude_opus_4.7_high_abridged_prompt_run_2         | Claude Opus 4.7 | High  | None       | Abridged | 42 | \$7.21 | 0.858 | 5 |
| claude_opus_4.7_high_abridged_prompt_run_3         | Claude Opus 4.7 | High  | None       | Abridged | 41 | \$3.96 | 0.598 | 5 |
| claude_opus_4.7_high_abridged_prompt_run_4         | Claude Opus 4.7 | High  | None       | Abridged | 41 | \$4.32 | 0.635 | 5 |
| claude_opus_4.7_high_abridged_prompt_run_5         | Claude Opus 4.7 | High  | None       | Abridged | 41 | \$3.33 | 0.522 | 5 |
| claude_opus_4.7_high_abridged_prompt_run_6         | Claude Opus 4.7 | High  | None       | Abridged | 40 | \$4.66 | 0.668 | 5 |
| claude_opus_4.7_high_run_2                         | Claude Opus 4.7 | High  | None       | No       | 41 | \$3.13 | 0.496 | 3 |
| claude_opus_4.7_high_run_3                         | Claude Opus 4.7 | High  | None       | No       | 41 | \$2.22 | 0.346 | 3 |
| claude_opus_4.7_high_run_4                         | Claude Opus 4.7 | High  | None       | No       | 41 | \$2.99 | 0.476 | 3 |
| claude_opus_4.7_high_run_5                         | Claude Opus 4.7 | High  | None       | No       | 39 | \$3.96 | 0.598 | 3 |
| claude_opus_4.7_high_run_6                         | Claude Opus 4.7 | High  | None       | No       | 42 | \$2.79 | 0.446 | 3 |
| claude_opus_4.7_high_with_antigravity_prompt       | Claude Opus 4.7 | High  | None       | Yes      | 41 | \$3.64 | 0.561 | 5 |
| claude_opus_4.7_high_with_antigravity_prompt_run_2 | Claude Opus 4.7 | High  | None       | Yes      | 41 | \$4.08 | 0.611 | 5 |
| claude_opus_4.7_high_with_antigravity_prompt_run_3 | Claude Opus 4.7 | High  | None       | Yes      | 41 | \$4.48 | 0.651 | 5 |
| claude_opus_4.7_high_with_antigravity_prompt_run_4 | Claude Opus 4.7 | High  | None       | Yes      | 39 | \$4.71 | 0.673 | 4 |
| claude_opus_4.7_high_with_antigravity_prompt_run_5 | Claude Opus 4.7 | High  | None       | Yes      | 40 | \$6.57 | 0.818 | 5 |
| claude_opus_4.7_high_with_antigravity_prompt_run_6 | Claude Opus 4.7 | High  | None       | Yes      | 41 | \$3.15 | 0.498 | 5 |
| claude_opus_4.7_with_playwright_high               | Claude Opus 4.7 | High  | Playwright | No       | 42 | \$4.01 | 0.603 | 3 |
| claude_opus_4.7_with_playwright_high_run_2         | Claude Opus 4.7 | High  | Playwright | No       | 42 | \$3.26 | 0.513 | 3 |
| claude_opus_4.7_with_playwright_high_run_3         | Claude Opus 4.7 | High  | Playwright | No       | 42 | \$4.47 | 0.650 | 3 |
| claude_opus_4.7_with_playwright_high_run_4         | Claude Opus 4.7 | High  | Playwright | No       | 41 | \$4.22 | 0.625 | 3 |
| claude_opus_4.7_with_playwright_high_run_5         | Claude Opus 4.7 | High  | Playwright | No       | 41 | \$5.03 | 0.702 | 3 |
| claude_opus_4.7_with_playwright_high_run_6         | Claude Opus 4.7 | High  | Playwright | No       | 41 | \$4.88 | 0.688 | 3 |
| claude_opus_4.7_with_playwright_xhigh              | Claude Opus 4.7 | xHigh | Playwright | No       | 42 | \$5.57 | 0.746 | 3 |
| claude_opus_4.7_with_playwright_xhigh_run_2        | Claude Opus 4.7 | xHigh | Playwright | No       | 42 | \$6.16 | 0.790 | 3 |
| claude_opus_4.7_with_playwright_xhigh_run_3        | Claude Opus 4.7 | xHigh | Playwright | No       | 42 | \$4.51 | 0.654 | 3 |
| claude_opus_4.7_with_playwright_xhigh_run_4        | Claude Opus 4.7 | xHigh | Playwright | No       | 42 | \$7.63 | 0.883 | 3 |
| claude_opus_4.7_with_playwright_xhigh_run_5        | Claude Opus 4.7 | xHigh | Playwright | No       | 42 | \$4.56 | 0.659 | 3 |
| claude_opus_4.7_with_playwright_xhigh_run_6        | Claude Opus 4.7 | xHigh | Playwright | No       | 42 | \$5.61 | 0.749 | 3 |
| claude_opus_4.7_xhigh                              | Claude Opus 4.7 | xHigh | None       | No       | 42 | \$3.31 | 0.520 | 3 |
| claude_opus_4.7_xhigh_abridged_prompt              | Claude Opus 4.7 | xHigh | None       | Abridged | 42 | \$4.83 | 0.684 | 5 |
| claude_opus_4.7_xhigh_abridged_prompt_run_2        | Claude Opus 4.7 | xHigh | None       | Abridged | 41 | \$5.98 | 0.777 | 5 |
| claude_opus_4.7_xhigh_abridged_prompt_run_3        | Claude Opus 4.7 | xHigh | None       | Abridged | 41 | \$4.89 | 0.689 | 5 |

|  |                   |       |            |          |    |          |       |  |   |  |
|--|-------------------|-------|------------|----------|----|----------|-------|--|---|--|
| n_3  | 4.7               |       |            |          |    |          |       |  |   |  |
| claude_opus_4.7_xhigh_abridged_prompt_run_4          | Claude Opus 4.7   | xHigh | None       | Abridged | 41 | \$3.15   | 0.498 |  | 5 |  |
| claude_opus_4.7_xhigh_abridged_prompt_run_5          | Claude Opus 4.7   | xHigh | None       | Abridged | 40 | \$4.64   | 0.667 |  | 5 |  |
| claude_opus_4.7_xhigh_abridged_prompt_run_6          | Claude Opus 4.7   | xHigh | None       | Abridged | 41 | \$4.60   | 0.663 |  | 5 |  |
| claude_opus_4.7_xhigh_run_2                          | Claude Opus 4.7   | xHigh | None       | No       | 42 | \$2.54   | 0.405 |  | 3 |  |
| claude_opus_4.7_xhigh_run_3                          | Claude Opus 4.7   | xHigh | None       | No       | 42 | \$4.12   | 0.615 |  | 3 |  |
| claude_opus_4.7_xhigh_run_4                          | Claude Opus 4.7   | xHigh | None       | No       | 42 | \$4.22   | 0.625 |  | 3 |  |
| claude_opus_4.7_xhigh_run_5                          | Claude Opus 4.7   | xHigh | None       | No       | 42 | \$3.36   | 0.526 |  | 3 |  |
| claude_opus_4.7_xhigh_run_6                          | Claude Opus 4.7   | xHigh | None       | No       | 42 | \$2.77   | 0.442 |  | 3 |  |
| claude_opus_4.7_xhigh_with_antigravity_prompt        | Claude Opus 4.7   | xHigh | None       | Yes      | 42 | \$5.59   | 0.747 |  | 5 |  |
| claude_opus_4.7_xhigh_with_antigravity_prompt_run_2  | Claude Opus 4.7   | xHigh | None       | Yes      | 42 | \$4.77   | 0.679 |  | 5 |  |
| claude_opus_4.7_xhigh_with_antigravity_prompt_run_3  | Claude Opus 4.7   | xHigh | None       | Yes      | 40 | \$7.25   | 0.860 |  | 5 |  |
| claude_opus_4.7_xhigh_with_antigravity_prompt_run_4  | Claude Opus 4.7   | xHigh | None       | Yes      | 42 | \$4.80   | 0.681 |  | 5 |  |
| claude_opus_4.7_xhigh_with_antigravity_prompt_run_5  | Claude Opus 4.7   | xHigh | None       | Yes      | 42 | \$4.99   | 0.698 |  | 4 |  |
| claude_opus_4.7_xhigh_with_antigravity_prompt_run_6  | Claude Opus 4.7   | xHigh | None       | Yes      | 41 | \$5.34   | 0.728 |  | 5 |  |
| claude_qwen_3.6_high_with_playwright                 | Qwen 3.6          | High  | Playwright | No       | 37 | \$41.41  | 1.617 |  | 3 |  |
| claude_qwen_coder_next_high_with_playwright          | Qwen Coder Next   | High  | Playwright | No       | 24 | \$178.88 | 2.253 |  | 3 |  |
| claude_sonnet_4.6_high                               | Claude Sonnet 4.6 | High  | None       | No       | 39 | \$1.58   | 0.199 |  | 3 |  |
| claude_sonnet_4.6_high_run_2                         | Claude Sonnet 4.6 | High  | None       | No       | 41 | \$1.40   | 0.146 |  | 3 |  |
| claude_sonnet_4.6_high_run_3                         | Claude Sonnet 4.6 | High  | None       | No       | 42 | \$1.08   | 0.033 |  | 3 |  |
| claude_sonnet_4.6_high_with_antigravity_prompt       | Claude Sonnet 4.6 | High  | None       | Yes      | 41 | \$1.69   | 0.228 |  | 4 |  |
| claude_sonnet_4.6_high_with_antigravity_prompt_run_2 | Claude Sonnet 4.6 | High  | None       | Yes      | 41 | \$2.27   | 0.356 |  | 4 |  |
| claude_sonnet_4.6_high_with_antigravity_prompt_run_3 | Claude Sonnet 4.6 | High  | None       | Yes      | 42 | \$1.82   | 0.260 |  | 4 |  |
| claude_sonnet_4.6_max_with_antigravity_prompt        | Claude Sonnet 4.6 | Max   | None       | Yes      | 41 | \$2.90   | 0.462 |  | 5 |  |
| claude_sonnet_4.6_with_playwright_high               | Claude Sonnet 4.6 | High  | Playwright | No       | 39 | \$4.90   | 0.690 |  | 3 |  |
| claude_sonnet_4.6_with_playwright_high_run_2         | Claude Sonnet 4.6 | High  | Playwright | No       | 42 | \$2.57   | 0.410 |  | 3 |  |

**Table S2.** Visual quality facet ratings. Independent re-rating of every run's dashboard screenshot on four facets, each on a 1 to 5 scale: polish and finish, color and typography coherence, layout and visual hierarchy, and overall professional feel, with the facet mean and the holistic rating for comparison, for all 90 runs.

| Run folder                                 | Model    | Effort | Condition   | Polish | Color & type | Layout | Prof. feel | Facet mean | Holistic | Score (/42) |
|--|----------|--------|-------------|--------|--------------|--------|------------|------------|----------|-------------|
| claude_opus_4.7_high                       | Opus 4.7 | High   | base        | 3      | 3            | 3      | 3          | 3.0        | 3        | 42          |
| claude_opus_4.7_high_run_2                 | Opus 4.7 | High   | base        | 3      | 3            | 3      | 3          | 3.0        | 3        | 41          |
| claude_opus_4.7_high_run_3                 | Opus 4.7 | High   | base        | 3      | 3            | 3      | 3          | 3.0        | 3        | 41          |
| claude_opus_4.7_high_run_4                 | Opus 4.7 | High   | base        | 3      | 3            | 3      | 3          | 3.0        | 3        | 41          |
| claude_opus_4.7_high_run_5                 | Opus 4.7 | High   | base        | 3      | 3            | 3      | 3          | 3.0        | 3        | 39          |
| claude_opus_4.7_high_run_6                 | Opus 4.7 | High   | base        | 3      | 3            | 3      | 3          | 3.0        | 3        | 42          |
| claude_opus_4.7_with_playwright_high       | Opus 4.7 | High   | +Playwright | 3      | 3            | 3      | 3          | 3.0        | 3        | 42          |
| claude_opus_4.7_with_playwright_high_run_2 | Opus 4.7 | High   | +Playwright | 3      | 3            | 3      | 3          | 3.0        | 3        | 42          |

|   |          |       |               |   |   |   |   |      |   |    |
|---|----------|-------|---------------|---|---|---|---|------|---|----|
| claude_opus_4.7_with_playwright_high_run_3          | Opus 4.7 | High  | +Playwright   | 3 | 3 | 3 | 3 | 3.0  | 3 | 42 |
| claude_opus_4.7_with_playwright_high_run_4          | Opus 4.7 | High  | +Playwright   | 3 | 3 | 3 | 3 | 3.0  | 3 | 41 |
| claude_opus_4.7_with_playwright_high_run_5          | Opus 4.7 | High  | +Playwright   | 3 | 3 | 3 | 3 | 3.0  | 3 | 41 |
| claude_opus_4.7_with_playwright_high_run_6          | Opus 4.7 | High  | +Playwright   | 3 | 3 | 3 | 3 | 3.0  | 3 | 41 |
| claude_opus_4.7_high_with_antigravity_prompt        | Opus 4.7 | High  | design prompt | 5 | 5 | 5 | 5 | 5.0  | 5 | 41 |
| claude_opus_4.7_high_with_antigravity_prompt_run_2  | Opus 4.7 | High  | design prompt | 5 | 5 | 5 | 5 | 5.0  | 5 | 41 |
| claude_opus_4.7_high_with_antigravity_prompt_run_3  | Opus 4.7 | High  | design prompt | 5 | 5 | 5 | 5 | 5.0  | 5 | 41 |
| claude_opus_4.7_high_with_antigravity_prompt_run_4  | Opus 4.7 | High  | design prompt | 4 | 5 | 4 | 4 | 4.25 | 4 | 39 |
| claude_opus_4.7_high_with_antigravity_prompt_run_5  | Opus 4.7 | High  | design prompt | 5 | 5 | 5 | 5 | 5.0  | 5 | 40 |
| claude_opus_4.7_high_with_antigravity_prompt_run_6  | Opus 4.7 | High  | design prompt | 5 | 5 | 5 | 5 | 5.0  | 5 | 41 |
| claude_opus_4.7_xhigh                               | Opus 4.7 | xHigh | base          | 3 | 3 | 3 | 3 | 3.0  | 3 | 42 |
| claude_opus_4.7_xhigh_run_2                         | Opus 4.7 | xHigh | base          | 3 | 3 | 3 | 3 | 3.0  | 3 | 42 |
| claude_opus_4.7_xhigh_run_3                         | Opus 4.7 | xHigh | base          | 3 | 3 | 3 | 3 | 3.0  | 3 | 42 |
| claude_opus_4.7_xhigh_run_4                         | Opus 4.7 | xHigh | base          | 3 | 3 | 3 | 3 | 3.0  | 3 | 42 |
| claude_opus_4.7_xhigh_run_5                         | Opus 4.7 | xHigh | base          | 3 | 3 | 3 | 3 | 3.0  | 3 | 42 |
| claude_opus_4.7_xhigh_run_6                         | Opus 4.7 | xHigh | base          | 3 | 3 | 3 | 3 | 3.0  | 3 | 42 |
| claude_opus_4.7_with_playwright_xhigh               | Opus 4.7 | xHigh | +Playwright   | 3 | 3 | 3 | 3 | 3.0  | 3 | 42 |
| claude_opus_4.7_with_playwright_xhigh_run_2         | Opus 4.7 | xHigh | +Playwright   | 3 | 3 | 3 | 3 | 3.0  | 3 | 42 |
| claude_opus_4.7_with_playwright_xhigh_run_3         | Opus 4.7 | xHigh | +Playwright   | 3 | 3 | 3 | 3 | 3.0  | 3 | 42 |
| claude_opus_4.7_with_playwright_xhigh_run_4         | Opus 4.7 | xHigh | +Playwright   | 3 | 3 | 3 | 3 | 3.0  | 3 | 42 |
| claude_opus_4.7_with_playwright_xhigh_run_5         | Opus 4.7 | xHigh | +Playwright   | 3 | 3 | 3 | 3 | 3.0  | 3 | 42 |
| claude_opus_4.7_with_playwright_xhigh_run_6         | Opus 4.7 | xHigh | +Playwright   | 3 | 3 | 3 | 3 | 3.0  | 3 | 42 |
| claude_opus_4.7_xhigh_with_antigravity_prompt       | Opus 4.7 | xHigh | design prompt | 5 | 5 | 5 | 5 | 5.0  | 5 | 42 |
| claude_opus_4.7_xhigh_with_antigravity_prompt_run_2 | Opus 4.7 | xHigh | design prompt | 5 | 5 | 5 | 5 | 5.0  | 5 | 42 |
| claude_opus_4.7_xhigh_with_antigravity_prompt_run_3 | Opus 4.7 | xHigh | design prompt | 5 | 5 | 5 | 5 | 5.0  | 5 | 40 |
| claude_opus_4.7_xhigh_with_antigravity_prompt_run_4 | Opus 4.7 | xHigh | design prompt | 5 | 5 | 5 | 5 | 5.0  | 5 | 42 |
| claude_opus_4.7_xhigh_with_antigravity_prompt_run_5 | Opus 4.7 | xHigh | design prompt | 4 | 5 | 4 | 4 | 4.25 | 4 | 42 |
| claude_opus_4.7_xhigh_with_antigravity_prompt_run_6 | Opus 4.7 | xHigh | design prompt | 5 | 5 | 5 | 5 | 5.0  | 5 | 41 |
| claude_opus_4.6_high                                | Opus 4.6 | High  | base          | 3 | 3 | 3 | 3 | 3.0  | 3 | 41 |
| claude_opus_4.6_high_run_1                          | Opus 4.6 | High  | base          | 3 | 3 | 3 | 3 | 3.0  | 3 | 38 |
| claude_opus_4.6_high_run_2                          | Opus 4.6 | High  | base          | 3 | 3 | 3 | 3 | 3.0  | 3 | 41 |
| claude_opus_4.6_high_run_3                          | Opus 4.6 | High  | base          | 3 | 3 | 3 | 3 | 3.0  | 3 | 40 |
| claude_opus_4.6_high_run_4                          | Opus 4.6 | High  | base          | 3 | 3 | 3 | 3 | 3.0  | 3 | 41 |
| claude_opus_4.6_high_run_5                          | Opus 4.6 | High  | base          | 3 | 3 | 3 | 3 | 3.0  | 3 | 42 |
| claude_opus_4.6_high_run_6                          | Opus 4.6 | High  | base          | 3 | 3 | 3 | 3 | 3.0  | 3 | 41 |
| claude_opus_4.6_with_playwright_high                | Opus 4.6 | High  | +Playwright   | 3 | 3 | 3 | 3 | 3.0  | 3 | 40 |
| claude_opus_4.6_with_playwright_high_run_2          | Opus 4.6 | High  | +Playwright   | 3 | 3 | 3 | 3 | 3.0  | 3 | 41 |
| claude_opus_4.6_with_playwright_high_run_3          | Opus 4.6 | High  | +Playwright   | 3 | 3 | 3 | 3 | 3.0  | 3 | 41 |
| claude_opus_4.6_with_playwright_high_run_4          | Opus 4.6 | High  | +Playwright   | 3 | 3 | 3 | 3 | 3.0  | 3 | 41 |
| claude_opus_4.6_with_playwright_high_run_5          | Opus 4.6 | High  | +Playwright   | 3 | 3 | 3 | 3 | 3.0  | 3 | 41 |
| claude_opus_4.6_with_playwright_high_run_6          | Opus 4.6 | High  | +Playwright   | 3 | 3 | 3 | 3 | 3.0  | 3 | 41 |
| claude_opus_4.6_with_playwright_high_run_7          | Opus 4.6 | High  | +Playwright   | 3 | 3 | 3 | 3 | 3.0  | 3 | 39 |
| claude_opus_4.6_high_with_antigravity_prompt        | Opus 4.6 | High  | design prompt | 4 | 4 | 4 | 4 | 4.0  | 4 | 41 |

|  |                |       |                    |   |   |   |   |      |   |    |
|--|----------------|-------|--------------------|---|---|---|---|------|---|----|
| claude_opus_4.6_high_with_antigravity_prompt_run_2   | Opus 4.6       | High  | design prompt      | 4 | 4 | 4 | 4 | 4.0  | 4 | 40 |
| claude_opus_4.6_high_with_antigravity_prompt_run_3   | Opus 4.6       | High  | design prompt      | 4 | 4 | 4 | 4 | 4.0  | 4 | 40 |
| claude_opus_4.6_high_with_antigravity_prompt_run_4   | Opus 4.6       | High  | design prompt      | 4 | 4 | 4 | 4 | 4.0  | 4 | 40 |
| claude_opus_4.6_high_with_antigravity_prompt_run_5   | Opus 4.6       | High  | design prompt      | 5 | 5 | 5 | 5 | 5.0  | 5 | 41 |
| claude_opus_4.6_high_with_antigravity_prompt_run_6   | Opus 4.6       | High  | design prompt      | 4 | 4 | 4 | 4 | 4.0  | 4 | 41 |
| claude_sonnet_4.6_high                               | Sonnet 4.6     | High  | base               | 3 | 3 | 3 | 3 | 3.0  | 3 | 39 |
| claude_sonnet_4.6_high_run_2                         | Sonnet 4.6     | High  | base               | 3 | 3 | 3 | 3 | 3.0  | 3 | 41 |
| claude_sonnet_4.6_high_run_3                         | Sonnet 4.6     | High  | base               | 3 | 3 | 3 | 3 | 3.0  | 3 | 42 |
| claude_sonnet_4.6_with_playwright_high               | Sonnet 4.6     | High  | +Playwright        | 3 | 3 | 3 | 3 | 3.0  | 3 | 39 |
| claude_sonnet_4.6_with_playwright_high_run_2         | Sonnet 4.6     | High  | +Playwright        | 3 | 3 | 3 | 3 | 3.0  | 3 | 42 |
| claude_sonnet_4.6_high_with_antigravity_prompt       | Sonnet 4.6     | High  | design prompt      | 4 | 4 | 4 | 4 | 4.0  | 4 | 41 |
| claude_sonnet_4.6_high_with_antigravity_prompt_run_2 | Sonnet 4.6     | High  | design prompt      | 4 | 4 | 4 | 4 | 4.0  | 4 | 41 |
| claude_sonnet_4.6_high_with_antigravity_prompt_run_3 | Sonnet 4.6     | High  | design prompt      | 4 | 4 | 4 | 4 | 4.0  | 4 | 42 |
| claude_sonnet_4.6_max_with_antigravity_prompt        | Sonnet 4.6     | max   | design prompt      | 5 | 5 | 5 | 5 | 5.0  | 5 | 41 |
| claude_qwen_3.6_high_with_playwright                 | Qwen 3.6       | High  | +Playwright        | 3 | 3 | 3 | 3 | 3.0  | 3 | 37 |
| claude_qwen_coder_next_high_with_playwright          | Qwen Coder     | High  | +Playwright        | 3 | 3 | 3 | 3 | 3.0  | 3 | 24 |
| antigravity_opus_4.6                                 | Opus 4.6       | —     | native-Antigravity | 3 | 4 | 3 | 3 | 3.25 | 3 | 40 |
| antigravity_sonnet_4.6                               | Sonnet 4.6     | —     | native-Antigravity | 4 | 4 | 4 | 4 | 4.0  | 4 | 42 |
| antigravity_gemini3_flash                            | Gemini 3 Flash | —     | native-Antigravity | 3 | 4 | 2 | 3 | 3.0  | 3 | 38 |
| antigravity_gemini_3.1_pro_high                      | Gemini 3.1 Pro | —     | native-Antigravity | 2 | 2 | 2 | 2 | 2.0  | 2 | 40 |
| antigravity_gemini_3.1_pro_low                       | Gemini 3.1 Pro | —     | native-Antigravity | 3 | 3 | 3 | 3 | 3.0  | 3 | 40 |
| claude_opus_4.6_high_abridged_prompt                 | Opus 4.6       | High  | abridged prompt    | 4 | 4 | 4 | 4 | 4.0  | 4 | 42 |
| claude_opus_4.6_high_abridged_prompt_run_2           | Opus 4.6       | High  | abridged prompt    | 4 | 4 | 4 | 4 | 4.0  | 4 | 42 |
| claude_opus_4.6_high_abridged_prompt_run_3           | Opus 4.6       | High  | abridged prompt    | 4 | 4 | 4 | 4 | 4.0  | 4 | 42 |
| claude_opus_4.6_high_abridged_prompt_run_4           | Opus 4.6       | High  | abridged prompt    | 4 | 4 | 4 | 4 | 4.0  | 4 | 41 |
| claude_opus_4.6_high_abridged_prompt_run_5           | Opus 4.6       | High  | abridged prompt    | 4 | 4 | 4 | 4 | 4.0  | 4 | 39 |
| claude_opus_4.6_high_abridged_prompt_run_6           | Opus 4.6       | High  | abridged prompt    | 4 | 4 | 4 | 4 | 4.0  | 4 | 41 |
| claude_opus_4.7_high_abridged_prompt                 | Opus 4.7       | High  | abridged prompt    | 5 | 5 | 5 | 5 | 5.0  | 5 | 40 |
| claude_opus_4.7_high_abridged_prompt_run_2           | Opus 4.7       | High  | abridged prompt    | 5 | 5 | 5 | 5 | 5.0  | 5 | 42 |
| claude_opus_4.7_high_abridged_prompt_run_3           | Opus 4.7       | High  | abridged prompt    | 5 | 5 | 5 | 5 | 5.0  | 5 | 41 |
| claude_opus_4.7_high_abridged_prompt_run_4           | Opus 4.7       | High  | abridged prompt    | 5 | 5 | 5 | 5 | 5.0  | 5 | 41 |
| claude_opus_4.7_high_abridged_prompt_run_5           | Opus 4.7       | High  | abridged prompt    | 5 | 5 | 5 | 5 | 5.0  | 5 | 41 |
| claude_opus_4.7_high_abridged_prompt_run_6           | Opus 4.7       | High  | abridged prompt    | 5 | 5 | 5 | 5 | 5.0  | 5 | 40 |
| claude_opus_4.7_xhigh_abridged_prompt                | Opus 4.7       | xHigh | abridged prompt    | 5 | 5 | 5 | 5 | 5.0  | 5 | 42 |
| claude_opus_4.7_xhigh_abridged_prompt_run_2          | Opus 4.7       | xHigh | abridged prompt    | 5 | 5 | 5 | 5 | 5.0  | 5 | 41 |
| claude_opus_4.7_xhigh_abridged_prompt_run_3          | Opus 4.7       | xHigh | abridged prompt    | 5 | 5 | 5 | 5 | 5.0  | 5 | 41 |
| claude_opus_4.7_xhigh_abridged_prompt_run_4          | Opus 4.7       | xHigh | abridged prompt    | 5 | 5 | 5 | 5 | 5.0  | 5 | 41 |
| claude_opus_4.7_xhigh_abridged_prompt_run_5          | Opus 4.7       | xHigh | abridged prompt    | 5 | 5 | 5 | 5 | 5.0  | 5 | 40 |
| claude_opus_4.7_xhigh_abridged_prompt                | Opus 4.7       | xHigh | abridged           | 5 | 5 | 5 | 5 | 5.0  | 5 | 41 |

|         |  |  |        |  |  |  |  |  |  |  |
|---------|--|--|--------|--|--|--|--|--|--|--|
| t_run_6 |  |  | prompt |  |  |  |  |  |  |  |
|---------|--|--|--------|--|--|--|--|--|--|--|