

FLINTKV: A Fast Durable Storage Engine for Modern Databases

Sergey Egorov^{1,2}, Gregory Chockler², Brijesh Dongol²
Dan O’Keeffe¹, Sadegh Keshavarzi²

¹Royal Holloway, University of London, Egham, UK ²University of Surrey, Guildford, UK

ABSTRACT

Byte-addressable non-volatile memory (NVM) offers an opportunity to rethink storage engine architectures. While recent NVM key-value stores achieve high throughput for ingestion and point lookups, they omit or underspecify the support for the richer interface guarantees required by modern databases. Production key-value engines (e.g., RocksDB) provide point-in-time snapshots, consistent iterators, and atomic batches—features essential for implementing transactions and concurrency control.

We present FLINTKV, an NVM-optimised skiplist-based storage engine that natively supports the full API of production key-value stores. FLINTKV supports both atomic batch writes and snapshot-consistent iteration efficiently while guaranteeing durable linearizability. FLINTKV can be deployed standalone or its durable skiplist can be integrated into existing NVM stores to enhance their capabilities. Central to FLINTKV is a novel flat-combining-based concurrency control algorithm that leverages multi-versioning and carefully co-designed persistence mechanisms to ensure high performance and scalability. Our empirical evaluation shows that FLINTKV can achieve up to a 75% improvement in end-to-end throughput over prior work.

1 INTRODUCTION

Modern transactional database systems increasingly rely on persistent key-value (KV) stores as their core storage engines [22, 42, 47]. To support advanced consistency conditions (such as snapshot isolation), these engines have a rich API that offers, in addition to basic put/get operations, high-level operations such as *atomic multi-key write batches* and *consistent snapshot iterators*. While several SSD-based KV stores such as RocksDB [1], PebbleDB [34], and LevelDB [18] offer this functionality, most existing NVM-based KV stores do not, making it harder for transactional databases to benefit from the performance of NVM over SSDs.

One exception to this lack of API support is PMemRocksDB, a version of RocksDB adapted for NVM. Although PMemRocksDB inherits RocksDB’s rich API, it attempts to retrofit its concurrency control and persistence mechanisms to an SSD-based design. As a result its performance suffers in comparison to clean slate NVM designs with more restricted APIs [9, 31, 41]. In particular, PMemRocksDB relies on a skiplist-based index to balance the need for fast updates with support for efficient range queries [24]. To the best of our knowledge, there does not exist a durable skiplist (or comparable data structure) that both enables RocksDB’s rich API and fully exploits the potential performance gains of NVM.

We propose FLINTKV, an NVM-based storage engine that offers high performance and an API suited for use in modern databases. At the heart of FLINTKV is a novel persistent skiplist data structure with carefully designed concurrency control and persistence mechanisms that is optimised for performance (see §3.3). To support consistent snapshots while minimising interference between long running scans and update operations, FLINTKV relies on *multiversioning*. To facilitate atomic write batches, FLINTKV employs *flat-combining* [14, 15, 20], which naturally supports batching while also reducing synchronisation overheads under high contention between update operations.

FLINTKV further enhances performance through a novel four phase execution framework for update operations. A key design goal is to minimise synchronisation and persistence delays in the flat-combiner’s critical section. To achieve this, FLINTKV performs index traversals for update and read operations, bulk persistence of key-value data, and pointer updates to non-leaf index nodes in a lock-free manner. Only the minimal structural modifications required for crash-consistency are handled within the combiner (e.g. to leaf-index and persistent node pointers and version numbers). The combiner itself is carefully optimised through judicious prefetching, compare-and-swap elision, and a novel persistence optimisation that allows point updates to be committed using only a single asynchronous fence on the critical path.

Our experimental evaluation using RocksDB’s `db_bench` benchmarking tool shows that FLINTKV achieves up to a 73% increase in throughput over PMemRocksDB, and 75% over ListDB [31], a high-performance KV store designed specifically for NVM. Moreover, FLINTKV is designed in a modular fashion and its durable skiplist can also be readily integrated into existing state-of-the-art KV stores to boost their performance and enrich their functionality. We demonstrate this via case studies of integrating FLINTKV into PMemRocksDB as well as ListDB. Finally, we rigorously specify and prove the correctness of FLINTKV, showing that it satisfies durable linearizability, the key safety guarantee for NVM.

The remainder of this paper is organised as follows: We first survey the APIs of modern SSD KV stores, analyse the limitations of NVM KV stores, and introduce our system’s memory model (§2). We then present the design of FLINTKV, including its interface, data layout, and key features of its concurrency control and persistence mechanisms (§3). This is followed by a detailed description of its update and read operations (§4). We then describe how FLINTKV recovers from crashes (§5) and outline our correctness argument (§6). The paper finishes with evaluation results (§7), related work (§8) and conclusions (§9).

Operation	Functionality
Put	Inserts a key-value pair and internally assigns a monotonically increasing sequence number for versioning
Get	Point lookups to retrieve current values by key
Delete	Removes keys and their associated values
Snapshot Iterator	Forward and backward range scans over key ranges with the ability to provide a consistent point-in-time snapshot view.
Write Batch	Atomic multi-key batches that apply multiple updates in a single step

Table 1: Core API operations provided by modern key-value stores such as RocksDB, LevelDB, and PebbleDB. These operations go beyond basic point updates to support versioning, transactions, and consistent iteration.

2 MOTIVATION AND BACKGROUND

We next discuss how the APIs of modern KV stores have evolved to support database storage engines (§2.1), as well as the shortcomings of state-of-the-art NVM KV stores for this important use case (§2.2). Finally, we define the memory consistency model and the NVM persistence primitives that our algorithms assume in the rest of the paper (§2.3).

2.1 KV Store APIs for Modern Databases

KV stores (e.g., RocksDB [1], PebbleDB [34] and LevelDB [18]) are commonly used in standalone deployments but also as *database storage engines* embedded within database management systems. For example, TiDB explicitly delegates persistence of its storage layer (TiKV) to RocksDB on the grounds that developing a high-performance standalone storage engine requires careful and costly optimization [22, 44]. Similarly, CockroachDB [47] treats its PebbleDB storage engine as a black-box API.

To enable high-level database features such as transactions and their associated concurrency control mechanisms, KV storage engines typically provide an interface that goes beyond basic point operations such as PUT, GET and DELETE. For example, as shown in Table 1, RocksDB, PebbleDB and LevelDB provide a consistent *snapshot iterator* (SNAPSHOT) mechanism that allows higher-level database layers to operate over a point-in-time view of the data without blocking concurrent writes [1, 18, 34]. This can be used as a foundational building block when implementing transaction isolation levels such as *snapshot isolation* (SI) [7].

In addition, the above KV storage engines support *atomic multi-key write batch* operations (WRITEBATCH), which allow multiple updates to be applied atomically. This capability is also important for database transactions: CockroachDB and TiDB use WRITEBATCH to coordinate distributed transactions, ensuring that related updates across multiple keys at a server either all commit or all abort atomically [35].

Project	NVM	Snapshot Iterator	Write Batch	Speed
RocksDB [1]	✗	✓	✓	•
LevelDB [18]	✗	✓	✓	•
PebbleDB [34]	✗	✓	✓	•
Viper [6]	✓	✗	✗	•
BonsaiKV [9]	✓	✗/✓	✗	•
FluidKV [41]	✓	✗/✓	✗	•
ListDB [31]	✓	✗	✗	•
PMemRocksDB [24]	✓	✓	✓	•
FLINTKV	✓	✓	✓	•

Table 2: Comparison of key-value stores with publicly available implementations. For Snapshot, BonsaiKV and FluidKV are labeled ✗/✓ as they support efficient range queries/scans, but they are not consistent (linearizable)

2.2 Hybrid NVM-DRAM KV Stores

Non-volatile memory (NVM) is a byte-addressable persistent storage technology that offers write granularity on the order of hundreds of bytes (e.g., 256 B rather than 4 KB), providing significantly lower latency than SSDs or HDDs. In recent years, a growing body of research [5, 6, 9, 11, 12, 19, 23, 24, 26, 27, 31, 32, 37, 40, 41, 43, 49, 51–53] has explored how to design KV stores that leverage NVM to achieve high performance. Since NVM is still slower than DRAM, recent research has shifted towards *hybrid* designs that keep some indexing information in DRAM for performance but can also leverage NVM for both indexing and data.

A popular hybrid approach is to use a multi-stage/tier indexing strategy, e.g., based on *log-structured merge-trees* (LSM trees) [24, 31]. The standard LSM architecture involves two tiers, a *staging tier* and a *capacity tier*. The staging tier consists of an NVM log for fast data persistence and a DRAM resident index (or *memtable*) that may also hold a copy of the data in the log. The staging tier stores recently ingested data efficiently, while the capacity tier stores the remaining data set in a more compact format, for example as sorted string tables (SSTables) on NVM. Background processes periodically migrate data from the staging tier into the capacity tier.

However, while many hybrid DRAM-NVM KV stores support basic operations (PUT/GET/DELETE), only one (PMemRocksDB [24]) supports both SNAPSHOT and WRITEBATCH operations (see Table 2). This means that (apart from PMemRocksDB) these systems cannot serve as drop-in replacements for the storage engines of databases such as CockroachDB and TiDB [2, 3, 47].

Designing an NVM KV store that correctly supports both SNAPSHOT and WRITEBATCH while maintaining good performance is fundamentally challenging. Both operations demand careful coordination as concurrent readers must never observe a partially executed batch, while snapshot iterators must observe a consistent point-in-time view. NVM adds a

further layer of difficulty: crash safety requires that correctness invariants are preserved across failures, which recent research has shown is difficult to get right due to NVM’s complex low-level interface [38, 39]. Indeed, in our own work on integrating FLINTKV into a ListDB-based system we identified two critical correctness bugs in the original ListDB implementation (see §7.2 and Appendix A).

PMemRocksDB implements the full RocksDB API by reusing RocksDB’s coordination protocol, including a crash-consistency design that serializes NVM logging and the corresponding DRAM index updates. This design provides correctness and a familiar API, but it limits concurrency in the durable staging tier: operations are grouped into a write group, the group leader persists the group’s data to the NVM log, and each worker then inserts its data into the memtable. The write group leader then waits for every worker in the write group to complete their insertions into the memtable before allowing any of the threads to return, which limits parallelism. In a full PMemRocksDB deployment, this overhead is largely masked: the capacity tier is notorious for write stalls under high write contention [30], making it the primary bottleneck. State-of-the-art NVM KV stores, however, have largely eliminated write stalls in the capacity tier, which shifts attention to the durable staging tier as the new performance-critical component.

2.3 System Model

We assume a memory model with a FIFO store buffer (e.g., as in PTSO [45]) that supports instructions ‘CLWB x ’, ‘SFENCE’ and ‘MFENCE’, where

- CLWB x is a *cache line write back* that tags the last write on x by the same thread for flushing to NVM without invalidating the cache line corresponding to x , and
- both SFENCE and MFENCE block until *all* tagged writes executed by the same thread have been flushed to NVM.

Note that the SFENCE instruction may be stored in the writing thread’s store buffer, and only takes effect when the SFENCE is debuffered (i.e., takes effect in main memory) [29]. In contrast, MFENCE has a stronger semantics that blocks the executing thread until all cached instructions (including writes and CLWBs) executed by the thread have taken effect in memory.

CLWB and SFENCE together are strong enough to support a common message-passing style synchronisation pattern [45] demonstrated by the example in Fig. 1. Variables x , y and z are initialised to 0. The left thread updates x to 1, tags this write using CLWB x and fences the CLWB operation using SFENCE before updating y to 1.

The right thread reads y , and if it sees the updated value of y updates z to 1. This means that the program satisfies the persistent invariant PInv, i.e., if the value of z in NVM is 1, then the value of x in NVM is also 1 (but y in NVM may be 0 or 1).

Importantly, visibility of $y = 1$ by the right thread indicates that the $y \leftarrow 1$ has been debuffered in the left thread. Since the store buffers are FIFO ordered this means that the previously executed SFENCE must have also been debuffered,

which by the memory model semantics means that the write $x \leftarrow 1$ tagged by CLWB x must have been persisted. Note that to get the same guarantee when the code in both columns is executed by the same thread, we must replace SFENCE with MFENCE.

Finally, for convenience we also define more general operations FLUSH_RANGE(ptr , size) and PERSIST_RANGE(ptr , size). FLUSH_RANGE aligns the address range to cacheline boundaries and flushes all cache lines that cover the interval $[\text{ptr}, \text{ptr} + \text{size}]$ to NVM using the platform’s persistence primitives. On our platform, this is implemented using one or more CLWB instructions. PERSIST_RANGE flushes the required range using FLUSH_RANGE and then executes an SFENCE instruction to ensure ordering.

Init: $x = y = z = 0$	
$x \leftarrow 1;$	$a \leftarrow y;$
CLWB $x;$	if $a = 1$
SFENCE;	$z \leftarrow 1$
$y \leftarrow 1$	
PInv : $z = 1 \Rightarrow x = 1$	

Figure 1: Message passing synchronisation pattern

3 FLINTKV DESIGN

We present FLINTKV, a flexible NVM key-value storage engine that provides a rich API suitable for use in modern databases. To achieve high performance, FLINTKV relies on a hybrid NVM-DRAM skiplist index. The core contributions of FLINTKV centre on the durable skiplist’s carefully co-designed concurrency control and persistence mechanisms.

We next define FLINTKV’s interface and correctness guarantees (§3.1), overview its core data structures (§3.2), and outline the key design principles underlying its concurrency control mechanisms (§3.3).

3.1 Interface Specification

FLINTKV provides an API consisting of the following set of operations:

GET(KEY) \Rightarrow VALUE. Returns the value of the latest version of **key**, or NOT_FOUND if no such version exists.

PUT(KEY, VALUE) Stores a new version of the value for the given **key**. When PUT returns the new version is durably stored and is visible to subsequent readers.

DELETE(KEY) Stores a delete marker for **key**. When DELETE returns the delete entry is durable and visible; readers that observe the delete marker for the key treat it as deleted (i.e., GET returns NOT_FOUND).

WRITEBATCH(OPS) Atomically and durably applies a collection of PUT and DELETE operations. The batch semantics guarantee atomic visibility: once WRITE_BATCH returns all updates in the batch become visible together (and durably persisted), and readers never observe a partial set of the batch’s updates.

SNAPSHOT(START, END) \Rightarrow ITERATOR. Produces a sequence of key-value pairs that represents a snapshot of the keys in the range $[\text{start}, \text{end}]$. For convenience this sequence is exposed as an iterator.

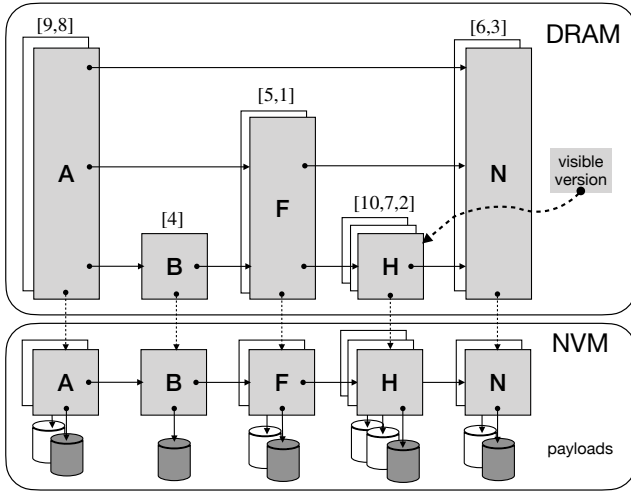


Figure 2: FLINTKV’s core data structures are split into volatile and persistent layers (§3.2). The skiplist nodes are multi-versioned to support FLINTKV’s concurrency control. The most recent version across all nodes is stored in `visible_version` - in this case 10 for node H (§3.3)

Durable linearizability. FLINTKV is designed to implement *durable linearizability* [25], a standard correctness condition for persistent-memory data structures. Durable linearizability strengthens linearizability [21] by additionally requiring crash safety. Durable linearizability assumes that threads executing before a crash are not resumed and requires that any history of operation invocations, responses and system crashes must be linearizable when the crashes are removed from the history. This means that any operation that has linearized must also be persisted. Since operations must linearize before they return, every completed operation must also be persistent.

3.2 Core Data Structures

At a high-level, FLINTKV consists of a concurrent durable skiplist, as illustrated in Fig. 2. Its state can be divided into two layers, a volatile layer stored in DRAM containing the skiplist index and a persistent layer stored in NVM containing the user’s key-value data.

Volatile Layer: The volatile (DRAM) layer stores internal index nodes of the skiplist to avoid costly NVM accesses for index traversals and modifications. Each volatile index node (`IndexNode`) contains the user’s key, and per-level successor index pointers. Each index node also contains a pointer to a corresponding persistent node in the persistent layer.

Persistent layer: The persistent (NVM) layer is responsible for storing inserted or updated key-value pair nodes durably such that they can be recovered after a crash. In isolation it constitutes a persistent linked list. Each persistent node (`NVMNode`) contains a user key-value pair and a pointer to its successor persistent node.

3.3 Concurrency Control

FLINTKV achieves high performance through careful co-design of its concurrency control and persistence mechanisms. FLINTKV’s concurrency control combines multi-versioning with a four-phase execution flow (*locate*, *prepare*, *attach* and *promote*) for update operations (PUT, DELETE and WRITE-BATCH), as illustrated in Fig. 3 and described in detail in the next section (§4). We next overview the core design principles underlying these mechanisms.

Multiversioning. To ensure durable linearizability while minimizing contention, for example between concurrent write operations and long-running scans, FLINTKV’s durable skiplist is multi-versioned, as shown in Fig. 2. Each index node includes a version number, which is mirrored in the corresponding persistent node. Version numbers are globally unique, with the exception of atomic WRITEBATCH operations (see §4.2), and incremented for every update. The volatile global variable `visible_version` tracks the highest version number used by any update operation. After a crash, FLINTKV reconstructs the pre-crash value of `visible_version` based on the version numbers of persistent nodes (see §5).

Lock-free index traversals. FLINTKV executes index traversals in a lock-free manner to minimise synchronisation delays when persisting subsequent index modifications. This includes traversals for update operations and read-only operations (e.g. GET). For updates an initial lock-free *locate* phase searches optimistically for an appropriate insertion point for the updated node. Similarly, a final lock-free *promote* phase lazily updates non-leaf level index node pointers in parallel after index modifications are persisted.

Lock-free bulk persistence. Given the performance disparity between NVM and DRAM, FLINTKV parallelises bulk persistence operations (e.g. of a new `NVMNode`’s key and value), which are decoupled from persistence of structural modifications (e.g. to pointers and version numbers). Workers perform bulk persistence operations after the *locate* phase as part of a lock-free *prepare* phase that allocates, initialises and persists new `NVMNodes`, but defers linking to them from existing nodes in the persistence layer.

Batch updates using flat-combining. FLINTKV updates pointers to prepared `NVMNodes` in the persistent layer and the leaf level of the corresponding `IndexNode` atomically for crash consistency. To reduce synchronisation overheads under high contention, FLINTKV introduces an *attach* phase that batches these updates using a flat-combining protocol [20]. Workers compete for an exclusive *combiner* lock to modify the base layers. The successful combiner thread collects and applies updates on behalf of itself and the other workers. Due to multi-versioning and the exclusive lock, no further synchronisation is needed within the combiner (e.g. CAS instructions on pointer updates). To boost concurrency, the combiner employs an *early release* policy where a waiting worker thread returns as soon as its prepared node(s) are attached.

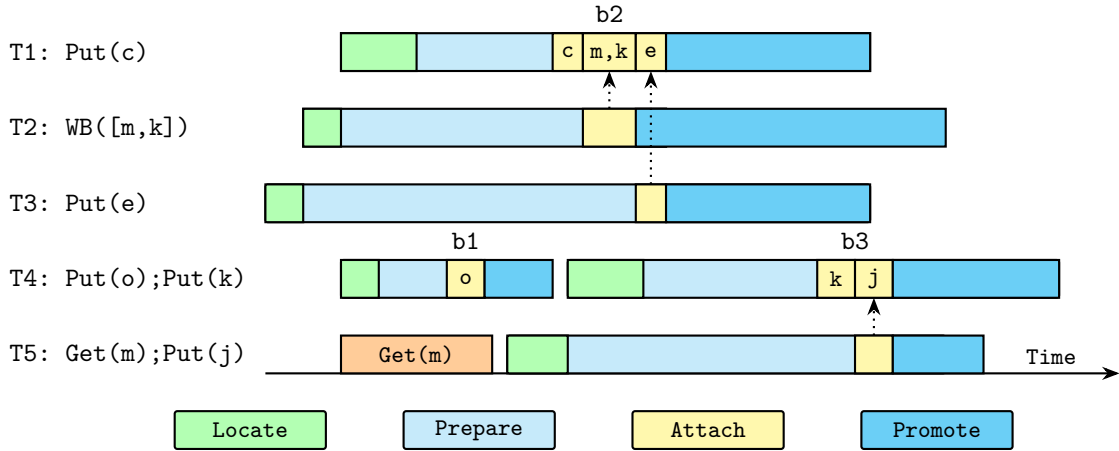


Figure 3: The four phases of update operations (e.g. Put, WB=WriteBatch) are designed to maximise parallelism across threads. The *locate*, *prepare*, and *promote* phases of different threads can execute in parallel, while a single combiner thread executes batches of update operations on behalf of itself and other worker threads during the *attach* phase (e.g. batches b1–3 in the figure). Gets and Snapshot reads execute in parallel with all phases of the update operations.

Optimising flat-combining for persistence. FLINTKV introduces several optimisations to reduce persistence delays during the flat-combining critical section. Since bulk persistence is handled during the lock-free *prepare* phase, the combiner need only persist a minimal amount of critical state (e.g. one node pointer and version number for a PUT operation). This minimal state is prefetched into cache at the end of the *prepare* phase, which avoids incurring the substantial NVM fetch latency on a cache miss during the *attach* phase. The combiner’s persistence operations are also carefully co-designed with FLINTKV’s crash recovery algorithm to require only a single SFENCE for PUT operations (§4.1), in contrast to a naive approach requiring separate fences for pointer and version number persistence.

4 UPDATE AND READ OPERATIONS

We next describe in detail how the design principles outlined in the previous section are realised in the implementation of FLINTKV’s update and read operations. We focus first on the description of the PUT operation (4.1), and then briefly outline how it is adjusted to support atomic WRITEBATCH (4.2). DELETE operations insert a tombstone version using the PUT algorithm, so we omit a separate description here. Finally, we describe briefly FLINTKV’s read-only operations (GET and SNAPSHOT).

4.1 PUT Operation

Locate: A PUT operation begins by executing *locate*, which conducts a standard lock-free traversal over the index to collect the predecessor and successor nodes at each level (Algorithm 1, line 4). This search is guaranteed to terminate because the skiplist uses sentinel head and tail nodes.

The *locate* phase executes optimistically, since the *attach* phase may later discover that the cached neighbours are

stale (e.g., a concurrent insertion has already placed a node at the target location). Therefore, the worker enters a retry loop that repeatedly executes *locate* and *prepare* followed by *attach* until the operation succeeds (lines 3-11).

Prepare: On entering the *prepare* phase for the first time, (as indicated by a NULL index node parameter), the worker thread allocates the persistent node and assigns the key and value (line 16). It subsequently sets the version number to a temporary initial value of MAX_UINT. The final version is assigned later as part our optimised crash recovery algorithm. The worker then flushes the entire memory range occupied by the p_node to persistent memory (line 18), but does not execute SFENCE at this point. The worker then creates the index node and links it to the p_node (line 19). These allocation and persistence steps are performed once per operation and are not repeated on subsequent retries because they do not depend on the target location in the skiplist.

The next part of PREPARE is executed on each invocation. The worker configures the index node’s successor pointers and the persistent node’s successor pointer to point to the cached neighbours collected during *locate* (lines 21-22). The worker then calls `persist_range`, which flushes the cache line containing the persistent node’s successor pointer to persistent memory and executes an SFENCE to ensure correct ordering (line 23). To improve performance, it then prefetches the persistent node into the CPU cache to reduce NVM fetch latency for the combiner thread that will execute *attach* (line 24). Finally, it returns the prepared index node to the caller.

Attach (Worker): Once the nodes are prepared, the worker gets ready for the *attach* phase. It first creates a flat-combining advertisement with the information the combiner thread will need (line 6). Advertisements includes the prepared nodes, their neighbours, and a status field set to `Ready` indicating

the request is ready for a combiner thread to process. The worker inserts the advertisement into its own dedicated slot in a global advertisements array, and then enters the *attach* phase (lines 6-7). Inside *attach*, the worker spins in a short wait loop: it either observes that a combiner has processed its advertisement (line 30), or it succeeds in acquiring the flat-combining lock and becomes the combiner.

Algorithm 1 Put operation

```

1: function PUT(key, value)
2:   i_node ← NULL
3:   while true do
4:     (preds, succs) ← LOCATE(key)
5:     i_node ← PREPARE(key, value, succs, i_node)
6:     advertisements[tid] ← (i_node, preds, Ready)
7:     ATTACH()
8:     if advertisements[tid].status = Success then
9:       break
10:    end if
11:  end while
12:  PROMOTE(advertisements[tid])
13: end function

14: function PREPARE(key, value, succs, i_node)
15:  if i_node = NULL then
16:    p_node ← CREATE_PMEM_NODE(key, value)
17:    p_node.version ← MAX_UINT
18:    FLUSH_RANGE(p_node, p_node.get_size())
19:    i_node ← CREATE_INDEX_NODE(key, p_node)
20:  end if
21:  i_node.succs ← succs
22:  p_node.next ← succs[0].p_node
23:  PERSIST_RANGE(&p_node.succ, PTR_SIZE)
24:  PREFETCH(i_node.p_node)
25:  return i_node
26: end function

27: function ATTACH( )
28:  my_adv ← advertisements[tid]
29:  while true do
30:    if my_adv.status ∈ {Success, Failed} then
31:      return
32:    end if
33:    if TRY_ACQUIRE_LOCK() then
34:      for adv in advertisements do
35:        if adv.status = Ready then
36:          PROCESS_PUT(adv, false)
37:        end if
38:      end for
39:      LOCK_RELEASE()
40:      MFENCE()
41:      return
42:    end if
43:  end while
44: end function

```

Attach (Combiner): The combiner scans the advertisements array and processes each advertisement in the **Ready** state (lines 34–37). In rare cases, a thread may acquire the combiner lock before observing that its advertisement has been processed by another combiner. In this case the thread will process any **Ready** advertisements on behalf of other threads, but will skip processing its own to avoid duplicate execution.

Combiner processing of an advertisement is described in Algorithm 2. The combiner first checks if the cached predecessors and successor are still valid (line 6). Performing this check under the exclusive combiner lock avoids any need for compare-and-swap instructions when updating the index later in the *attach* phase, as would be required in a regular lock-free skiplist implementation. If the cached data is invalid the combiner sets the advertisement’s status to **Failed** and returns.

Algorithm 2 Combiner processing of a PUT operation

```

1: function PROCESS_PUT(adv, in_batch)
2:  new_index ← adv.i_node
3:  new_pmem ← new_index.p_node
4:  succ_index ← new_index.succs[0]
5:  pred_index ← adv.preds[0]
6:  if pred_index.succs[0] = succ_index then
7:    final_version ← visible_version + 1
8:    new_index.version ← final_version
9:    new_pmem.version ← final_version
10:   FLUSH_RANGE(&new_pmem.version, UINT_SIZE)
11:   pred_index.succs[0] ← new_index
12:   pred_pmem ← pred_index.p_node
13:   pred_pmem.succ ← new_pmem
14:   PERSIST_RANGE(&pred_pmem.succ, PTR_SIZE)
15:   if not in_batch then
16:     visible_version ← final_version
17:   end if
18:   adv.status ← Success
19: else
20:   adv.status ← Failed
21: end if
22: end function

```

If the cached data is valid, the combiner assigns a version number greater than the globally visible version number to the index node and NVM node (Algorithm 2, lines 8-9) and flushes the p_node’s version number (line 10). The combiner then links the index node to its predecessor and the durable node to its predecessor (lines 11-13). This makes them visible to threads that are executing *locate*, but not yet to threads that are executing read-only operations.

The successor pointer of the NVM node’s predecessor is then persisted using `persist_range` (line 14). At this point the persistent memory node is durably linked to the linked list in persistent memory, and the index node is inserted into the volatile index. Note that in addition to the `SFENCE` executed within `persist_range`, a naive solution would perform an additional `SFENCE` after the earlier `flush_range` (line 10) to ensure the correct node version number is persisted before

the node is durably linked. However, our recovery algorithm allows us to ensure correctness using only a single **SFENCE** (see §5), substantially improving the combiner’s performance.

The globally visible version number is now safely incremented and the new node becomes visible to read-only operations (line 16). Finally, the combiner sets the advertisement’s status to **Success** and returns. After releasing its lock, the combiner executes an **MFENCE** to ensure its own operation has been flushed to NVM (Algorithm 1, line 40).

Promote: While the combiner continues processing any remaining ready entries in the advertisements array, a waiting worker that observes its advertisement’s status is **Success** immediately proceeds from the *attach* phase to the *promote* phase (Algorithm 1, line 12) (or conversely returns to the *prepare* phase if it is **Failed**).

During *promote* (not shown), the worker updates higher levels of the volatile index concurrently with other threads using a lock-free skiplist algorithm. The promotion inserts the new index node into levels in ascending order, which preserves the invariant that if the node exists in level i then it also exists in every level below i .

4.2 WRITEBATCH Operation

The **WRITEBATCH** operation atomically and durably applies a collection of **PUT** and **DELETE** operations using the same four-phase execution framework as **PUT**. We next outline the key differences.

Locate and Prepare: In contrast to **PUT**, **WRITEBATCH** takes a vector of key-value pairs as an argument (Algorithm 3, line 1). Worker threads therefore execute *locate* and *prepare* for each individual pair, collecting the resulting prepared nodes into the set **batchAdvs** (lines 2-6). Unlike **PUT**, the worker thread never retries *locate* and *prepare* for operations in a **WRITEBATCH**. This avoids having to retry an entire batch for a single failed operation. Instead, the combiner retries failed operations (at most once) during the *attach* phase.

Attach (Worker): The worker thread next creates a flat-combining advertisement prior to entering the *attach* phase (line 7). A minor variation here from **PUT** is that a **WRITEBATCH** advertisement contains a collection **batchAdvs** of prepared nodes, one for each operation, as well as a status field for the whole batch.

Attach (Combiner): The overall *attach* phase flat-combining flow is the same as for **PUT**, except that for **WRITEBATCH** advertisements the combiner executes **PROCESS_WRITEBATCH** instead of **PROCESS_PUT** (Algorithm 1, line 36).

Within **PROCESS_WRITEBATCH**, the key challenge for the combiner is to ensure crash-consistency for the batch as a whole (Algorithm 4). For this it relies on two persistent variables: **commit_version** to record the version of the most recent completed operation before the start of the batch, and a **batch_mode** flag to record whether the combiner was processing a batch when a crash occurred. Before processing batch operations, the combiner first updates **commit_version**

with the value of **visible_version** and persists it (lines 2-3). It then sets and persists the **batch_mode** flag to switch to batch mode (lines 4-5). If upon recovery the system observes that the **batch_mode** flag is set, it will roll back any nodes with a version higher than **commit_version**. Conversely, if the **batch_mode** flag is not set, it will recover all committed nodes.

For each prepared node in the batch, the combiner invokes **PROCESS_PUT** to insert the node into the data structure (lines 7-18). All nodes in the batch are assigned the same version number in **WRITEBATCH** because the **visible_version** is not incremented for batch operations (Algorithm 2, line 15). Similarly to the **PUT** operation, a retry may be required if the cached neighbours of the prepared node have become stale. However, in the case of **WRITEBATCH** the retry is executed within *attach* to ensure that all operations in the batch have completed. There can be at most one retry per entry, since **PROCESS_PUT** executes under the exclusive combiner lock.

Once all operations have executed, the combiner switches back to non-batch mode (line 19). At this point the batch is considered committed and the combiner increments **visible_version** to make the batch’s nodes visible atomically to readers (line 21).

Promote: Finally, after the worker observes the batch advertisement’s status is **Success**, it executes the *promote* phase for each operation in the batch (Algorithm 3, lines 9-11).

Algorithm 3 WriteBatch Operation

```

1: function WRITEBATCH(kv_pairs)
2:   for (key, value) in kv_pairs do
3:     (preds, succs) ← LOCATE(key)
4:     i_node ← PREPARE(key, value, succs, NULL)
5:     batchAdvs.append((i_node, preds, Ready))
6:   end for
7:   advertisements[tid] ← (batchAdvs, Ready)
8:   ATTACH()
9:   for putAdv in batchAdvs do
10:    PROMOTE(putAdv)
11:   end for
12: end function

```

4.3 GET and SNAPSHOT Operations

GET operations follow a standard lock-free skiplist traversal algorithm, with one addition: they ignore nodes that are not yet visible to the calling thread. This visibility control is achieved by comparing each encountered node’s version against the caller’s active view based on the value of **visible_version**.

The **GET** operation begins by caching the current visible version on (Algorithm 5, line 2). It then traverses from the head node down the levels of the skiplist to locate the target position of key (lines 4-11). During this traversal, the inner loop advances along the current level as long as the version-aware key comparator **CMP** determines that the node’s key is strictly less than the target key given the cached visible version (**vv**) (lines 6-10).

Algorithm 4 Combiner WRITEBATCH processing

```

1: function PROCESS_WRITEBATCH(wbAdv)
2:   commit_version ← visible_version
3:   PERSIST_RANGE(&commit_version, UINT_SIZE)
4:   batch_mode ← true
5:   PERSIST_RANGE(&batch_mode, BOOL_SIZE)
6:   for putAdv in wbAdv.batchAdv do
7:     while true do
8:       PROCESS_PUT(putAdv, true)
9:       if putAdv.status = Success then
10:        break;
11:      end if
12:      key ← putAdv.i_node.key
13:      (putAdv.preds, succs) ← LOCATE(key)
14:      value ← putAdv.i_node.p_node.value
15:      putAdv.i_node ←
16:        PREPARE(key, value, succs, putAdv.i_node)
17:    end while
18:  end for
19:  batch_mode ← false
20:  PERSIST_RANGE(&batch_mode, BOOL_SIZE)
21:  visible_version ← commit_version + 1
22:  wbAdv.status ← Success
23: end function

```

When the lock-free traversal finishes, the algorithm evaluates whether the target key was found. First, if the successor node’s key matches the target key (line 12), it returns the associated value. Otherwise it returns NULL.

Algorithm 5 Get Operation

```

1: function GET(key)
2:   vv ← visible_version
3:   pred ← head
4:   for i ← MAX_HEIGHT - 1 downto 0 do
5:     curr ← pred.succs[i]
6:     while curr ≠ tail and
7:       CMP(curr.key, key, vv) < 0 do
8:       pred ← curr
9:       curr ← pred.succs[i]
10:    end while
11:  end for
12:  if curr.succs[0].key = key then
13:    return curr.p_node.value
14:  else
15:    return NULL
16:  end if
17: end function

```

The SNAPSHOT operation proceeds as follows. The thread first caches the `visible_version` and then traverses the skip list until it finds the first node whose key is greater than or equal to the snapshot’s start key and whose version is less than or equal to the cached `visible_version`, or until it reaches the tail, in which case it returns NULL. If the specified

range is present in the skip list, the operation returns an iterator object to the caller, which allows traversal of the skip list from that point onward. Each call to the iterator’s `next()` method returns the node currently pointed to by the iterator and advances the iterator to the next valid node. A node is considered valid if its key is greater than the current node’s key and its version is less than or equal to the cached `visible_version`. If no such node exists, the iterator will set the return value for the next invocation to NULL.

5 RECOVERY PROCEDURE

In the event of a crash, the DRAM index and visible version number are lost, while a durable sorted linked list remains on persistent memory. Two scenarios are possible during recovery:

- (1) **No batch in progress.** If the `batch_mode` flag is set to *false*, recovery simply collects all nodes that were present in the list, except potentially for a single `NVMNode` whose version is equal to `MAX_UINT`, indicating that the node has not yet been fully committed and was not observable before the crash event.
- (2) **Batch in progress.** Otherwise, recovery checks the version number of the last committed operation and excludes nodes with a higher version from the recovery process.

The list can then be traversed and used to re-initialise the visible version number and to rebuild the in-memory index according to the surrounding system implementation. For example, this may involve reconstructing a memtable in `PMemRocksDB` or inserting nodes into the L0 skiplist in the `ListDB` implementation.

From a performance perspective, the key difference between recovery in `FLINTKV` and other implementations is that the persistent list is already sorted. This property enables faster reconstruction of the skiplist index during recovery, as we demonstrate in our experimental evaluation (§7.4).

6 CORRECTNESS OF FLINTKV

In this section, we give a brief overview of the proof that `FLINTKV` satisfies durable linearizability. A complete proof can be found in Appendix B.

We represent key/value pairs stored in `FLINTKV` as a collection of read/write variables, and model the update operations (`PUT`, `WRITEBATCH`, and `DELETE`) as *atomic writes* of values to one or more keys, and the read operations (`GET` and `SNAPSHOT`) as *atomic reads* from one or more keys.

Our proof strategy follows the *dependency graph* approach of [4], which asserts that a history σ of operations is linearizable provided a directed graph induced by the union of four relations – `wr`, `ww`, `rw`, and `rt` – is acyclic (Theorem B.3). Informally, `wr` (reads-from) identifies pairs r and w of read and write operations such that r returns the values written by w , `ww` (write-write) establishes a total order over all write operations in σ , and `rt` represents the real-time invocation order between pairs of operations in σ . The relation `rw` (from-read) is derived from `wr` and `ww` (Definition B.1).

To accommodate the operations that may remain incomplete due to crashes, we introduce a *visibility* predicate [28] such that a read operation r is visible iff the thread that invoked r does not crash before r returns; and a write operation w is visible iff the thread that invoked w does not crash before the assignment in line 13 (if $w = \text{PUT}$) or line 19 (if $w = \text{WRITEBATCH}$) reaches persistence. We then restrict the four relations above to hold only for visible operations (Definition B.1), and revise the linearizability criterion as in [28] to assert durable linearizability (Theorem B.3).

In the remainder of the proof, we show how the witnesses for the relations wr and ww can be constructed for a given history of FLINTKV (Definition B.4), and prove that the resulting dependency graph is acyclic (Theorem B.7). The durable linearizability of FLINTKV then follows from Theorem B.3.

7 EVALUATION

In this section, we evaluate FLINTKV’s performance to show the benefits of its concurrency control and persistence mechanisms. Our evaluation goals are threefold. First, we investigate the throughput and latency of FLINTKV’s durable skiplist index in isolation to understand its behaviour in a standalone deployment (Section 7.2). We then integrate FLINTKV with the capacity tiers of existing key-value stores and evaluate its ability to boost their end-to-end performance (Section 7.3). Finally, we evaluate the time taken by FLINTKV for crash recovery (Section 7.4).

7.1 Experimental Setup

We conduct all experiments on a dual-socket server equipped with two Intel Xeon Gold 6326 processors (16 cores per socket, 2 hardware threads per core, 2.90 GHz base/3.50 GHz boost) and 128 GB of DRAM. Persistent memory is provided by a 496 GiB Intel Optane PMEM module mounted in `fsdax` mode on the first NUMA node. All benchmarks are pinned to a single NUMA node (`numactl -cpunodebind=1 -membind=1`) to eliminate cross-socket effects. The system runs Ubuntu 22.04 with Linux kernel 6.8.0, and all implementations are compiled with GCC 11.4 at (`-O3 -mavx2 -msse4.2 -mclflushopt -mclwb`). Our evaluation uses the standard benchmarks provided by the RocksDB `db_bench` tool. Unless otherwise specified, all experiments are conducted using the `fillrandom` workload.

7.2 Durable Skiplist Performance

We begin by evaluating the performance of FLINTKV’s durable skiplist in isolation (without a capacity tier). As well as preventing interference from background operations that propagate data to the capacity tier, this allows us to ensure that all evaluated implementations use the same memory allocators, node structures, key comparators, node height generators, fanout factors, and other parameters that affect performance.

To put FLINTKV’s performance in perspective, we compare against the staging tiers of two representative state-of-the-art systems: PMemRocksDB [24] and ListDB [31]. Before

presenting our results, we first briefly describe the experimental configuration for each baseline system, and in particular how we address a critical correctness bug that we discovered in ListDB.

PMemRocksDB setup. Our comparison with PMemRocksDB’s staging tier uses the following configuration: we enable the *concurrent memtable writes* and *pipelined write* options. These options allow PMemRocksDB to parallelise WAL and memtable updates across successive write batches, significantly improving its performance. We also configure PMemRocksDB to use *key-value separation*, storing payload values in persistent memory in the same manner as the ListDB and FLINTKV staging-tier implementations evaluated in this work.

ListDB setup. During our initial investigations into ListDB’s staging tier, we discovered two bugs that can cause it to violate the durable linearizability correctness condition. The essence of the first bug is the chain of records in ListDB’s WAL may be persisted out-of-order, such that an entry after an invalid record can become visible to clients but is lost during recovery (see Appendix A for details). The second bug arises from a missing flush operation.

To address the first issue, we designed a fix to ListDB’s algorithm that preserves its lock-free properties and ensures that the WAL chain can skip over invalid records, thereby ensuring durable linearizability. For the second issue we add the required flush. We call this fixed version ListDB(sync) and it is the version that we use in our benchmark evaluation.

Throughput. Figures 4a, 4b, and 4c show the insertion throughput into the WAL-memtable stack across varied thread counts for 300K, 1M, and 2M operations, respectively, under a fixed payload size of 64B. FLINTKV consistently outperforms PMemRocksDB, which implements the same extended API, by 15%-25% across the entire range of thread counts. Moreover, the performance gap widens as the number of threads increases. Additionally, FLINTKV begins to outperform ListDB(sync) at around 10 threads, achieving a throughput improvement of 4% to 68%, with the performance gap continuing to widen as the thread count increases.

In a separate set of experiments, shown in Figures 6a and 6b, we vary the payload size while executing 250K operations using 16 and 32 threads. FLINTKV significantly outperforms the other systems for small payloads, but the gap narrows as payload size increases. By 2048 bytes, performance largely converges, as persistent-memory bandwidth becomes the dominant limiting factor for all 3 systems. At 32 threads, FLINTKV outperforms PMemRocksDB by 18%–29% and ListDB by 12%–69%, and at 16 threads by 15%–8% and 50%–9% respectively.

Finally, we evaluate the performance of WRITEBATCH operations for FLINTKV and PMemRocksDB, as shown in Figure 7. FLINTKV consistently outperforms PMemRocksDB by 10%-15% across the entire range of batch sizes. Similar to single-update operations, FLINTKV achieves this performance advantage by parallelising the *locate*, *prepare*, and *promote* phases.

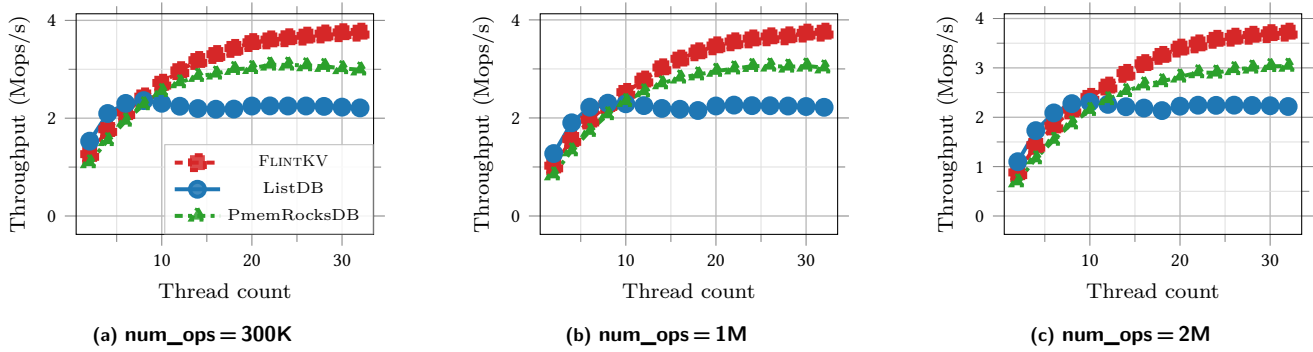


Figure 4: Throughput vs. # Cores for db_bench fillrandom benchmark (value size 64B).

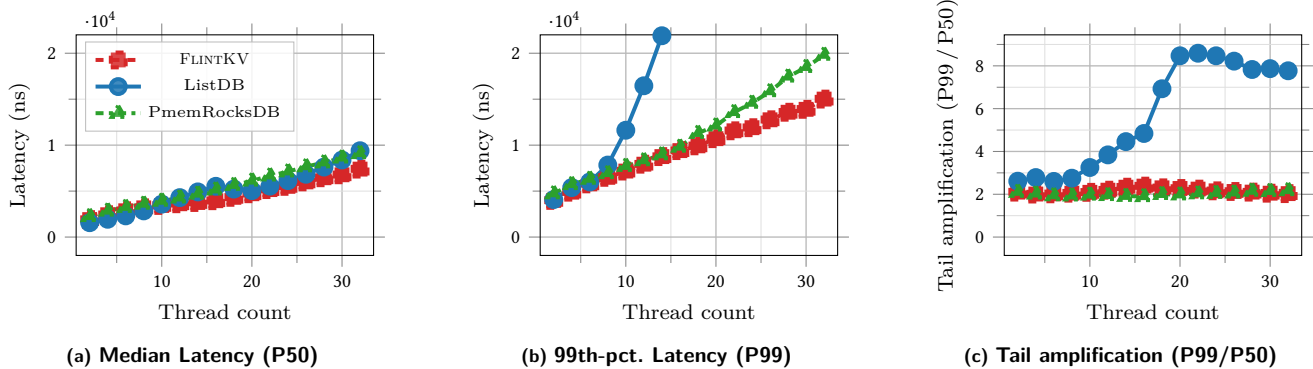


Figure 5: Latency vs. # Cores for db_bench fillrandom benchmark (300k operations, value size 64B).

Latency. Figures 5a and 5b show the median (P50) and 99th-percentile (P99) latencies, respectively, while Figure 5c shows the tail amplification (P99/P50) for the same experiments. For this set of experiments we run 300K operations with the payload size of 64B, which corresponds to the same configuration as in Figure 4a. As with the experiment in Figure 4a, FLINTKV has lower latency than PMemRocksDB across the entire range of thread counts, with the performance advantage widening as the number of threads increases. The ListDB(sync) implementation exhibits lower latency than FLINTKV at low thread counts, but its latency increases sharply as the number of threads grows, eventually surpassing FLINTKV at around 10 threads. This is consistent with the throughput results, where FLINTKV begins to outperform ListDB(sync) at similar thread counts.

7.3 End-to-End Performance

To understand the impact of FLINTKV on end-to-end performance and the engineering effort required to integrate its durable skiplist into existing systems, we next evaluate FLINTKV in conjunction with the capacity tiers of ListDB and PMemRocksDB.

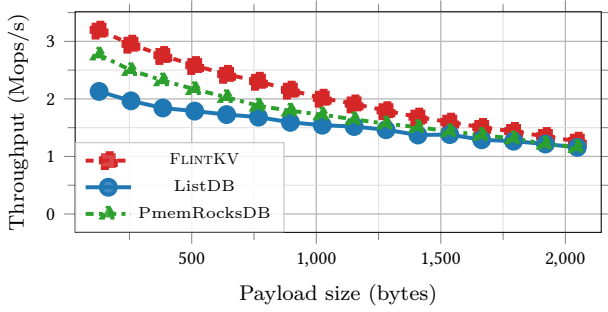
FLINTKV+ListDB. In its original form, ListDB only supports PUT and GET operations. Supporting the full API of FLINTKV requires us to address the lack of support for range

scans: because ListDB’s data is sharded using a hash-based partitioning scheme, a global range scan would in practice require scanning all shards, which is highly inefficient. However, extending ListDB to support range scans within a single shard is straightforward. We therefore configure ListDB to use a single shard and implement a straightforward range scan API that iterates over both the durable staging tier and capacity tier, returning all keys within the specified bounds.

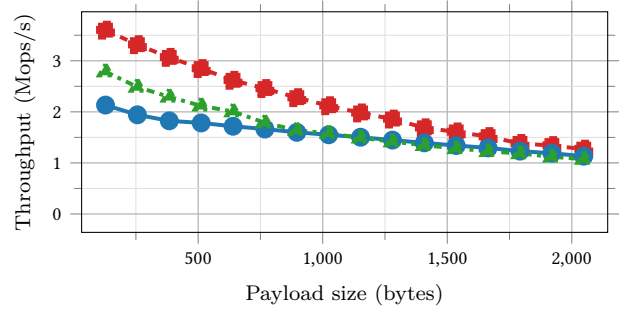
We use this range-scan-enabled configuration as our baseline ListDB implementation for the integration study. For the integrated FLINTKV+ListDB system, we replace ListDB’s original staging tier with FLINTKV, while keeping the rest of the shardless ListDB baseline unchanged. As a result, the integrated system supports the extended API, which includes WRITEBATCH and SNAPSHOT.

FLINTKV+PMemRocksDB. Unlike ListDB, PMemRocksDB already supports FLINTKV’s extended API (including WRITEBATCH and SNAPSHOT), so integrating with it does not require modifying the system’s core codebase. Instead, we simply replace the existing durable staging tier with FLINTKV, leaving the remainder of PMemRocksDB untouched.

Throughput. Figures 8 and 9 show the end-to-end throughput of FLINTKV+ListDB and FLINTKV+PMemRocksDB, respectively, in comparison to their original versions. For ListDB, performance exhibits a trend similar to that in §7.2,



(a) Threads = 16



(b) Threads = 32

Figure 6: Throughput vs. Payload Size (250k operations)

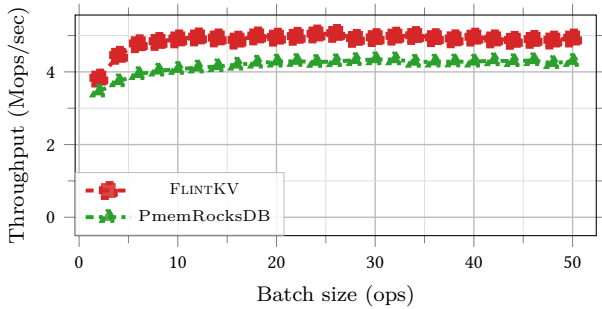


Figure 7: WriteBatch: Throughput vs. Batch Size

with FLINTKV outperforming ListDB(sync) at higher thread counts by 8%–75%. We attribute the performance drop when scaling from 6 to 8 threads for both systems to ListDB’s memtable rotation mechanism. This relies on reference counting to determine when the active memtable can be safely made immutable. Combined with the synchronisation overhead for allocating DRAM and NVM space for new memtable entries, this temporarily degrades performance.

With respect to PMemRocksDB (Figure 9), FLINTKV’s end-to-end throughput also demonstrates performance improvement of 49%–73% across the evaluated configurations.

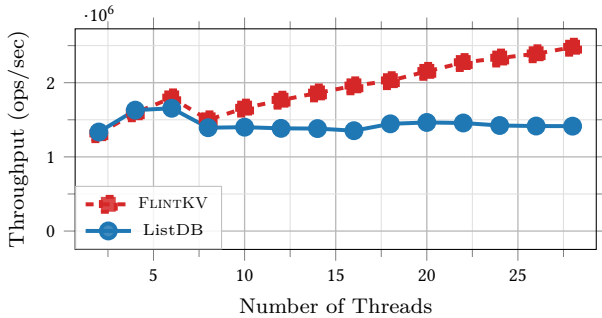


Figure 8: End-to-End Throughput: ListDB vs. FLINTKV using db_bench fillrandom benchmark (1M operations, 128 byte payload).

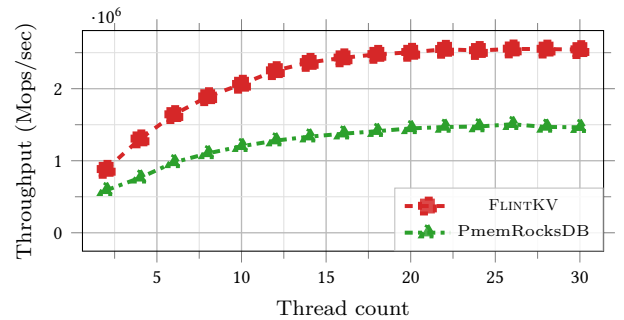


Figure 9: End-to-End Throughput: PmemRocksDB vs. FLINTKV using db_bench fillrandom benchmark (1M operations, 128 byte payload).

7.4 Recovery Performance

Finally, we evaluate the recovery time of FLINTKV in comparison to PMemRocksDB and ListDB. The WAL-to-memtable recovery procedures in PMemRocksDB and ListDB(sync) are largely the same: a recovery thread scans the WAL and reinserts the recovered entries into the skiplist. Because WAL records are appended in arrival order, the log is not sorted by key. This produces mostly sequential accesses to persistent memory during the scan, but forces recovery to perform skiplist insertions in a random order, which is typically more expensive than inserting keys that are already sorted.

FLINTKV takes a different approach. Entries are still appended to the WAL in insertion order, but the log additionally maintains links that allow the entries to be traversed in logical key order. This enables recovery to insert entries into the skiplist in (approximately) sorted order, reducing skiplist insertion cost; however, following these links introduces more random accesses to persistent memory.

The goal of this experiment is to determine which trade-off is more efficient in practice. We evaluate two recovery sizes: a small workload of approximately 30 MB and a large workload of approximately 300 MB. For the small dataset,

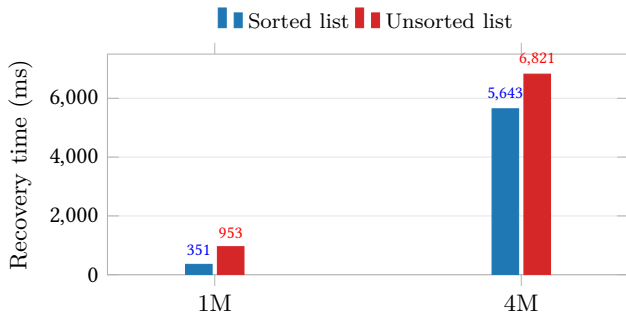


Figure 10: Recovery time comparison for sorted (FLINTKV) vs. unsorted (PMemRocksDB/ListDB) list layouts.

FLINTKV recovers nearly 171.5% faster; for the large dataset, the advantage narrows to 20% in favor of FLINTKV.

8 RELATED WORK

NVM KV Stores. ListDB [31] and PMemRocksDB [24] are hybrid NVM KV stores that support multi-versioning, and are therefore a good match for integration with FLINTKV. In contrast, the previously discussed systems in §2.2—BonsaiKV [9], FluidKV [41], and Viper [6]—do not provide multi-versioning support. Instead, they update entries in place, retaining only the most recent version of each key-value pair in the system.

NVM Indexes. A large body of work has explored the design of NVM indexes, including B+ trees [11, 23, 37, 43, 48, 51] and hash-based indexes [40]. In this work, we focus on skip lists because they are the de facto in-memory index for LSM-tree memtables. Memtables are transient data structures that grow from empty to a fixed size before being flushed to persistent storage and discarded. For this workload, skip lists provide efficient ordered access while avoiding the structural maintenance (e.g., rebalancing or node splitting) required by many tree-based indexes, making them a natural choice for write-intensive, short-lived in-memory data structures.

NVM Skiplists. A number of prior works [10, 13, 36, 50] have explored the design of NVM skip lists. However, these efforts primarily focus on optimizing individual operations and do not support atomic write batches or snapshots. NVTRVERSE [17] transforms lock-free data structures for persistent memory and introduces the concept of a *traversal phase*, which inspired the design of FLINTKV. However, like the other prior works discussed above, NVTRVERSE does not support atomic write batches or snapshots.

Lock-free data structures with extended APIs. Recent work on lock-free data structures includes Jiffy [33], which integrates atomic batch updates and snapshot semantics into a lock-free skiplist, and VERLIB [8], which enables snapshot-consistent traversal of concurrent data structures via versioned pointers and per-pointer CAS-based updates. Both systems demonstrate high performance in volatile-memory settings, but neither addresses crash consistency or persistence semantics required for non-volatile memory systems.

Flat-combining data structures. A body of work has explored flat-combining data structures for both volatile memory and NVM. These efforts have primarily focused on data structures with little or no traversal, such as stacks, queues, and priority queues [14, 16, 20, 46]. In contrast, the application of flat-combining to traversal-intensive data structures, such as linked lists, skip lists, and trees, remains largely unexplored.

A possible reason is that flat-combining, in its original form, is less well suited to traversal-intensive data structures. In a naive implementation of a linked list or skiplist based on flat-combining, the combiner thread both traverses the data structure and executes all pending operations. As the data structure grows, this centralized traversal becomes an increasingly significant bottleneck, severely limiting throughput and scalability. In contrast, FLINTKV adopts a phase-based approach that allows multiple threads to do most of the work associated with traversing and preparing operations concurrently, leaving only the minimal coordination necessary to complete the operations.

9 CONCLUSIONS

In this work, we present FLINTKV, an NVM-optimized storage engine designed to bridge the gap between state-of-the-art NVM key-value stores and the API requirements of contemporary database management systems. FLINTKV natively supports atomic multi-key writes and consistent snapshot iteration while also guaranteeing durable linearizability. At the heart of FLINTKV is a novel concurrent durable skiplist index whose concurrency control and persistence mechanisms are carefully co-designed to maximize performance, allowing FLINTKV to outperform prior work by up to 75% in end-to-end throughput.

REFERENCES

- [1] 2024. RocksDB: A High Performance Embedded Database for Key-Value Data. <https://rocksdb.org>. Official documentation. Accessed 2026.
- [2] 2026. RocksDB Wiki: Basic Operations (Snapshots). <https://github.com/facebook/rocksdb/wiki/Basic-Operations>. Accessed: 2026-04-20.
- [3] 2026. RocksDB Wiki: Snapshot. <https://github.com/facebook/rocksdb/wiki/Snapshot>. Accessed: 2026-04-20.
- [4] Atul Adya. 1999. *Weak Consistency: A Generalized Theory and Optimistic Implementations for Distributed Transactions*. Ph.D. MIT, Cambridge, MA, USA. Also as Technical Report MIT/LCS/TR-786.
- [5] Joy Arulraj, Justin Levandoski, Umar Farooq Minhas, and Per-Ake Larson. 2018. Bztree: a high-performance latch-free range index for non-volatile memory. *Proc. VLDB Endow.* 11, 5 (Jan. 2018), 553–565. <https://doi.org/10.1145/3187009.3164147>
- [6] Lawrence Benson, Hendrik Makait, and Tilmann Rabl. 2021. Viper: an efficient hybrid PMem-DRAM key-value store. *Proc. VLDB Endow.* 14, 9 (May 2021), 1544–1556. <https://doi.org/10.14778/3461535.3461543>
- [7] Hal Berenson, Phil Bernstein, Jim Gray, Jim Melton, Elizabeth O’Neil, and Patrick O’Neil. 1995. A critique of ANSI SQL isolation levels. *SIGMOD Rec.* 24, 2 (May 1995), 1–10. <https://doi.org/10.1145/568271.223785>
- [8] Guy E Blelloch and Yuanhao Wei. 2024. Verlib: Concurrent versioned pointers. In *Proceedings of the 29th ACM SIGPLAN Annual Symposium on Principles and Practice of Parallel Programming*. 200–214.

- [9] Miao Cai, Junru Shen, Yifan Yuan, Zhihao Qu, and Baoliu Ye. 2024. BonsaiKV: Towards Fast, Scalable, and Persistent Key-Value Stores with Tiered, Heterogeneous Memory System. *Proceedings of the VLDB Endowment* 17 (03 2024), 726–739. <https://doi.org/10.14778/3636218.3636228>
- [10] Qichen Chen, Hyojeong Lee, Yoonhee Kim, Heon Young Yeom, and Yongseok Son. 2019. Design and implementation of skiplist-based key-value store on non-volatile memory. *Cluster Computing* 22, 2 (2019), 361–371.
- [11] Shimin Chen and Qin Jin. 2015. Persistent B+-trees in non-volatile main memory. *Proc. VLDB Endow.* 8, 7 (Feb. 2015), 786–797. <https://doi.org/10.14778/2752939.2752947>
- [12] Youmin Chen, Youyou Lu, Fan Yang, Qing Wang, Yang Wang, and Jiwu Shu. 2020. FlatStore: An Efficient Log-Structured Key-Value Storage Engine for Persistent Memory. In *Proceedings of the Twenty-Fifth International Conference on Architectural Support for Programming Languages and Operating Systems (Lausanne, Switzerland) (ASPLOS '20)*. Association for Computing Machinery, New York, NY, USA, 1077–1091. <https://doi.org/10.1145/3373376.3378515>
- [13] Sakib Chowdhury and Wojciech Golab. 2021. A scalable recoverable skip list for persistent memory. In *Proceedings of the 33rd ACM Symposium on Parallelism in Algorithms and Architectures*. 426–428.
- [14] Sergey Egorov, Gregory Chockler, Brijesh Dongol, and Dan O’Keefe. 2025. Fast durably linearizable data structures for free. In *Proceedings of the 7th Workshop on Advanced tools, programming languages, and PLatforms for Implementing and Evaluating algorithms for Distributed systems*. 40–48.
- [15] Sergey Egorov, Gregory V. Chockler, Brijesh Dongol, Dan O’Keefe, and Sadeq Keshavarzi. 2024. Mangosteen: Fast Transparent Durability for Linearizable Applications using NVM. In *Proceedings of the 2024 USENIX Annual Technical Conference, USENIX ATC 2024, Santa Clara, CA, USA, July 10-12, 2024*, Saurabh Bagchi and Yiyang Zhang (Eds.). USENIX Association, 799–815. <https://www.usenix.org/conference/atc24/presentation/egorov>
- [16] Panagiota Fatourou, Nikolaos D Kallimanis, and Eleftherios Kosmas. 2022. The performance power of software combining in persistence. In *Proceedings of the 27th ACM SIGPLAN Symposium on Principles and Practice of Parallel Programming*. 337–352.
- [17] Michal Friedman, Naama Ben-David, Yuanhao Wei, Guy E. Blelloch, and Erez Petrank. 2020. NVTraverse: in NVRAM data structures, the destination is more important than the journey. In *PLDI, Alastair F. Donaldson and Emina Torlak (Eds.)*. ACM, 377–392. <https://doi.org/10.1145/3385412.3386031>
- [18] Sanjay Ghemawat and Jeff Dean. 2024. LevelDB: A Fast Key-Value Storage Library. <https://github.com/google/leveldb>. Open source implementation with atomic batch writes, snapshots, and iterators. Accessed 2026.
- [19] Kewen He, Yujie An, Yijing Luo, Xiaoguang Liu, and Gang Wang. 2023. FlatLSM: Write-Optimized LSM-Tree for PM-Based KV Stores. *ACM Trans. Storage* 19, 2, Article 19 (March 2023), 26 pages. <https://doi.org/10.1145/3579855>
- [20] Danny Hendler, Itai Incze, Nir Shavit, and Moran Tzafrir. 2010. Flat combining and the synchronization-parallelism tradeoff. In *SPAA 2010: Proceedings of the 22nd Annual ACM Symposium on Parallelism in Algorithms and Architectures, Thira, Santorini, Greece, June 13-15, 2010*, Friedhelm Meyer auf der Heide and Cynthia A. Phillips (Eds.). ACM, 355–364. <https://doi.org/10.1145/1810479.1810540>
- [21] Maurice Herlihy and Jeannette M. Wing. 1990. Linearizability: A Correctness Condition for Concurrent Objects. *ACM Trans. Program. Lang. Syst.* 12, 3 (1990), 463–492. <https://doi.org/10.1145/78969.78972>
- [22] Dongxu Huang, Qi Liu, Qiu Cui, Zhaoguo Chen, Xiaoyu Liu, Feng Tian, Yu Zhou, Song Zhang, and Alvin Cheung. 2020. TiDB: A Raft-based HTAP Database. *Proceedings of the VLDB Endowment* 13, 12 (2020), 3072–3084. <https://www.vldb.org/pvldb/vol13/p3072-huang.pdf>
- [23] Deukyeon Hwang, Wook-Hee Kim, Youjip Won, and Beomseok Nam. 2018. Endurable transient inconsistency in byte-addressable persistent B+-tree. In *Proceedings of the 16th USENIX Conference on File and Storage Technologies (Oakland, CA, USA) (FAST’18)*. USENIX Association, USA, 187–200.
- [24] Intel Corporation. 2022. pmem-rocksdb: A version of RocksDB that uses persistent memory. <https://github.com/pmem/pmem-rocksdb>. Accessed: [Your Access Date Here]. GitHub repository, archived.
- [25] Joseph Izraelevitz, Hammurabi Mendes, and Michael L. Scott. 2016. Linearizability of Persistent Memory Objects Under a Full-System-Crash Failure Model. In *DISC (LNCS)*, Cyril Gavoille and David Ilcinkas (Eds.), Vol. 9888. Springer, 313–327. https://doi.org/10.1007/978-3-662-53426-7_23
- [26] Olzhas Kaiyrakhmet, Songyi Lee, Beomseok Nam, Sam H. Noh, and Young-Ri Choi. 2019. SLM-DB: single-level key-value store with persistent memory. In *Proceedings of the 17th USENIX Conference on File and Storage Technologies (Boston, MA, USA) (FAST’19)*. USENIX Association, USA, 191–204.
- [27] Sudarsun Kannan, Nitish Bhat, Ada Gavrilovska, Andrea Arpaci-Dusseau, and Remzi Arpaci-Dusseau. 2018. Redesigning LSMs for nonvolatile memory with NovelSM. In *Proceedings of the 2018 USENIX Conference on Usenix Annual Technical Conference (Boston, MA, USA) (USENIX ATC ’18)*. USENIX Association, USA, 993–1005.
- [28] Artem Khyzha, Hagit Attiya, Alexey Gotsman, and Noam Rinetzk. 2018. Safe privatization in transactional memory. In *Proceedings of the 23rd ACM SIGPLAN Symposium on Principles and Practice of Parallel Programming (Vienna, Austria) (PPoPP ’18)*. Association for Computing Machinery, New York, NY, USA, 233–245. <https://doi.org/10.1145/3178487.3178505>
- [29] Artem Khyzha and Ori Lahav. 2021. Taming x86-TSO persistency. *Proc. ACM Program. Lang.* 5, POPL (2021), 1–29. <https://doi.org/10.1145/3434328>
- [30] Dongui Kim, Chanyeol Park, Sang-Won Lee, and Beomseok Nam. 2020. BoLT: Barrier-optimized LSM-tree. In *Proceedings of the 21st International Middleware Conference*. 119–133.
- [31] Wonbae Kim, Chanyeol Park, Dongui Kim, Hyeonjun Park, Young ri Choi, Alan Sussman, and Beomseok Nam. 2022. ListDB: Union of Write-Ahead Logs and Persistent SkipLists for Incremental Checkpointing on Persistent Memory. In *16th USENIX Symposium on Operating Systems Design and Implementation (OSDI 22)*. USENIX Association, Carlsbad, CA, 161–177. <https://www.usenix.org/conference/osdi22/presentation/kim>
- [32] Wook-Hee Kim, R. Madhava Krishnan, Xinwei Fu, Sanidhya Kashyap, and Changwoo Min. 2021. PACTree: A High Performance Persistent Range Index Using PAC Guidelines. In *Proceedings of the ACM SIGOPS 28th Symposium on Operating Systems Principles (Virtual Event, Germany) (SOSP ’21)*. Association for Computing Machinery, New York, NY, USA, 424–439. <https://doi.org/10.1145/3477132.3483589>
- [33] Tadeusz Kobus, Maciej Kokociński, and Pawel T Wojciechowski. 2022. Jiffy: A lock-free skip list with batch updates and snapshots. In *Proceedings of the 27th ACM SIGPLAN Symposium on Principles and Practice of Parallel Programming*. 400–415.
- [34] Cockroach Labs. 2024. Pebble: A LevelDB/RocksDB Inspired Key-Value Store. <https://github.com/cockroachdb/pebble>. Production key-value store with support for indexed batches, snapshots, and iterators. Accessed 2026.
- [35] Cockroach Labs. 2025. CockroachDB Architecture: Storage Layer. <https://www.cockroachlabs.com/docs/stable/architecture/storage-layer.html>. Accessed 2026.
- [36] Zhenxin Li, Bing Jiao, Shuibing He, and Weikuan Yu. 2022. Phast: Hierarchical concurrent log-free skip list for persistent memory. *IEEE Transactions on Parallel and Distributed Systems* 33, 12 (2022), 3929–3941.
- [37] Jihang Liu, Shimin Chen, and Lujun Wang. 2020. LB+Trees: optimizing persistent index performance on 3DXPoint memory. *Proc. VLDB Endow.* 13, 7 (March 2020), 1078–1090. <https://doi.org/10.14778/3384345.3384355>
- [38] Sihang Liu, Korakit Seemakhupt, Yizhou Wei, Thomas Wenisch, Aasheesh Kolli, and Samira Khan. 2020. Cross-failure bug detection in persistent memory programs. In *Proceedings of the Twenty-Fifth International Conference on Architectural Support for Programming Languages and Operating Systems*. 1187–1202.
- [39] Sihang Liu, Yizhou Wei, Jishen Zhao, Aasheesh Kolli, and Samira Khan. 2019. PMTest: A fast and flexible testing framework for persistent memory programs. In *Proceedings of the Twenty-Fourth International Conference on Architectural Support for Programming Languages and Operating Systems*. 411–425.
- [40] Baotong Lu, Xiangpeng Hao, Tianzheng Wang, and Eric Lo. 2020. Dash: scalable hashing on persistent memory. *Proc. VLDB Endow.* 13, 8 (April 2020), 1147–1161. <https://doi.org/10.14778/3389133.3389134>

- [41] Ziyi Lu, Qiang Cao, Hong Jiang, Yuxing Chen, Jie Yao, and Anqun Pan. 2024. FluidKV: Seamlessly Bridging the Gap between Indexing Performance and Memory-Footprint on Ultra-Fast Storage. *Proc. VLDB Endow.* 17, 6 (Feb. 2024), 1377–1390. <https://doi.org/10.14778/3648160.3648177>
- [42] Yoshinori Matsunobu, Siying Dong, and Herman Lee. 2020. MyRocks: LSM-tree database storage engine serving Facebook’s social graph. *Proc. VLDB Endow.* 13, 12 (Aug. 2020), 3217–3230. <https://doi.org/10.14778/3415478.3415546>
- [43] Ismail Oukid, Johan Lasperas, Anisoara Nica, Thomas Willhalm, and Wolfgang Lehner. 2016. FPTree: A Hybrid SCM-DRAM Persistent and Concurrent B-Tree for Storage Class Memory. In *Proceedings of the 2016 International Conference on Management of Data* (San Francisco, California, USA) (*SIGMOD ’16*). Association for Computing Machinery, New York, NY, USA, 371–386. <https://doi.org/10.1145/2882903.2915251>
- [44] PingCAP. 2025. TiDB Storage: Key-Value Architecture and RocksDB. <https://docs.pingcap.com/tidb/stable/tidb-storage>. Accessed 2026.
- [45] Azalea Raad, John Wickerson, Gil Neiger, and Viktor Vafeiadis. 2020. Persistence semantics of the Intel-x86 architecture. *Proc. ACM Program. Lang.* 4, POPL (2020), 11:1–11:31. <https://doi.org/10.1145/3371079>
- [46] Matan Rusanovsky, Hagit Attiya, Ohad Ben-Baruch, Tom Gerby, Danny Hendler, and Pedro Ramalhete. 2021. Flat-Combining-Based Persistent Data Structures for Non-volatile Memory. In *Stabilization, Safety, and Security of Distributed Systems - 23rd International Symposium, SSS 2021, Virtual Event, November 17-20, 2021, Proceedings (Lecture Notes in Computer Science)*, Colette Johnen, Elad Michael Schiller, and Stefan Schmid (Eds.), Vol. 13046. Springer, 505–509. https://doi.org/10.1007/978-3-030-91081-5_38
- [47] Rebecca Taft, Irfan Sharif, Andrei Matei, Nathan VanBenschoten, Jordan Lewis, Tobias Grieskamp, Jack Szeto, Andy Pavlo, Michael Fernando, Jérôme Mazouni, Isaac Rabkin, Rae Ong, Ying Wen, Yasmin Riddick, Amelia Gaffney, Peter Mattis, Ben Creeger, and Ben Ng. 2020. CockroachDB: The Resilient Geo-Distributed SQL Database. In *Proceedings of the 2020 ACM SIGMOD International Conference on Management of Data*. Association for Computing Machinery, New York, NY, USA, 1493–1510. <https://doi.org/10.1145/3318464.3386134>
- [48] Qing Wang, Youyou Lu, Junru Li, Minhui Xie, and Jiwu Shu. 2022. Nap: Persistent Memory Indexes for NUMA Architectures. *ACM Trans. Storage* 18, 1, Article 2 (Jan. 2022), 35 pages. <https://doi.org/10.1145/3507922>
- [49] Fei Xia, Dejun Jiang, Jin Xiong, and Ninghui Sun. 2017. HiKV: a hybrid index key-value store for DRAM-NVM memory systems. In *Proceedings of the 2017 USENIX Conference on Usenix Annual Technical Conference* (Santa Clara, CA, USA) (*USENIX ATC ’17*). USENIX Association, USA, 349–362.
- [50] Renzhi Xiao, Dan Feng, Yuchong Hu, Fang Wang, Xueliang Wei, Xiaomin Zou, and Mengya Lei. 2021. Write-optimized and consistent skiplists for non-volatile memory. *IEEE Access* 9 (2021), 69850–69859.
- [51] Jun Yang, Qingsong Wei, Cheng Chen, Chundong Wang, Khai Leong Yong, and Bingsheng He. 2015. NV-Tree: reducing consistency cost for NVM-based single level systems. In *Proceedings of the 13th USENIX Conference on File and Storage Technologies* (Santa Clara, CA) (*FAST’15*). USENIX Association, USA, 167–181.
- [52] Ting Yao, Yiwen Zhang, Jiguang Wan, Qiu Cui, Liu Tang, Hong Jiang, Changsheng Xie, and Xubin He. 2020. MatrixKV: reducing write stalls and write amplification in LSM-tree based KV stores with a matrix container in NVM. In *Proceedings of the 2020 USENIX Conference on Usenix Annual Technical Conference* (*USENIX ATC’20*). USENIX Association, USA, Article 2, 15 pages.
- [53] Wenhui Zhang, Kingsheng Zhao, Song Jiang, and Hong Jiang. 2021. ChameleonDB: a key-value store for optane persistent memory. In *Proceedings of the Sixteenth European Conference on Computer Systems* (Online Event, United Kingdom) (*EuroSys’21*). Association for Computing Machinery, New York, NY, USA, 194–209. <https://doi.org/10.1145/3447786.3456237>

A LISTDB CRASH-CONSISTENCY BUG

In summary, to add an entry to the *durable staging tier*, ListDB first reserves space in the WAL using a bump-pointer allocation. It then writes the entry and the offset of the next entry in the WAL and persists it. Finally, it marks entry as valid, which means that the entry will be restored during recovery. This, effectively, forms a linked chain. During recovery, the algorithm traverses this chain and checks whether each entry is valid; once it encounters an invalid entry, it stops.

We observe that this behaviour can violate durable linearizability because an acknowledged write operation is not guaranteed to be visible after a crash.

In particular, recovery relies on the following invariants:

- **Reachability:** Every successfully committed (i.e., operation that has returned success and therefore must be durable and visible) WAL record must be reachable from the head of the WAL chain by following `next` pointers.
- **Stop condition:** If the recovery procedure stops at the first invalid record, then no valid record may appear *after* an invalid one in the traversal order.

The following execution violates these invariants.

- (1) At time 0, Thread 1 reserves space in the WAL and starts persisting the node’s data, but has not yet marked the entry as valid.
- (2) At time 1, Thread 2 reserves space in the WAL, persists its entry, marks it as valid, inserts the node into the skiplist, and returns.
- (3) At time 2, a crash happens.

After such an execution, the entry written by Thread 2 may not be reachable during recovery, because Thread 1 has not yet created the link that allows the recovery procedure to reach subsequent entries. As a result, operations that returned successfully before the crash can be lost, violating durable linearizability. To address this issue, we designed a fix to their algorithm that preserves its lock-free property and ensures that the WAL chain can skip over invalid records, thereby enforcing the adherence to durable linearizability. We call this fixed version of ListDB ListDB(sync) and it is the version that we use in our benchmark evaluation.

B DURABLE LINEARIZABILITY PROOF

To each (possibly infinite) execution σ of the algorithm, we associate:

- a set $V(\sigma)$ consisting of all the operations in σ . GET and SNAPSHOT are reads, and PUT and WRITEBATCH are writes; and
- a relation $rt(\sigma) \subseteq V(\sigma) \times V(\sigma)$, defined as follows: for all $o_1, o_2 \in V(\sigma)$, $(o_1, o_2) \in rt(\sigma)$ if and only if o_1 completes before o_2 is invoked.

We denote the read operations in σ by $Reads(\sigma)$ and the write operations in σ by $Writes(\sigma)$. A read operation r is defined as $\{(k_1, v_1), (k_2, v_2), \dots\}$ such that $i \neq j \Rightarrow k_i \neq k_j$, where r returns values $values(r) = \{v_1, v_2, \dots\}$ for keys $keys(r) = \{k_1, k_2, \dots\}$, respectively. A write operation w is defined as $\{(k_1, v_1), (k_2, v_2), \dots\}$ such that $i \neq j \Rightarrow k_i \neq k_j$, where w assigns

values $\text{values}(w) = \{v_1, v_2, \dots\}$, to keys $\text{keys}(w) = \{k_1, k_2, \dots\}$ respectively.

The following definition and theorem are inspired by the dependency graph framework introduced by Adya [4] and further refined by Khyzha et al [28]. Our setting differs slightly from Khyzha et al in that we have operations of a data structure that may either be complete (have returned) or incomplete (have not yet returned). In contrast, Khyzha et al's framework is built to reason about transactions. However, there is a close correlation: we treat complete operations as complete transactions and incomplete operations as committing transactions in this earlier work.

We first formalise the notion of a dependency graph. Note that for simplicity, we interchangeably write $x \in p$ and $p(x)$ for a predicate p .

Definition B.1. Let σ be an execution. A *dependency graph* for σ is a tuple $G = (V(\sigma), \text{rt}(\sigma), \text{vis}, \text{wr}, \text{ww}, \text{rw})$, where the visibility predicate $\text{vis} \subseteq V(\sigma)$ and relations $\text{wr}, \text{ww}, \text{rw} \subseteq V(\sigma) \times V(\sigma)$ are such that:

- (1) $\text{vis}(o)$ holds for all complete operations and for a subset of incomplete operations; and
- (2) (i) $\text{wr} = \bigcup_{k \in \mathcal{K}} \text{wr}_k$, where \mathcal{K} is the set of all keys used in the execution;
 - (ii) for all $k \in \mathcal{K}$, if $(w, r) \in \text{wr}_k$, then $w \in \text{Writes}(\sigma) \cap \text{vis}$, $r \in \text{Reads}(\sigma)$, and $(k, v) \in w \cap r$ for some v ;
 - (iii) for all $k \in \mathcal{K}$ and $w_1, w_2, r \in V(\sigma)$ such that $(w_1, r) \in \text{wr}_k$ and $(w_2, r) \in \text{wr}_k$, we have $w_1 = w_2$;
 - (iv) for all $k \in \mathcal{K}$, if $k \in \text{keys}(r)$ for some $r \in \text{Reads}(\sigma)$ and there exists no $w \in \text{Writes}(\sigma)$ such that $(w, r) \in \text{wr}_k$, then $(k, \perp) \in r$; and
- (3) (i) $\text{ww} = \bigcup_{k \in \mathcal{K}} \text{ww}_k$, where \mathcal{K} is the set of all keys used in the execution;
 - (ii) for all $k \in \mathcal{K}$, ww_k is a total order over $\{w \in \text{Writes}(\sigma) \mid k \in \text{keys}(w) \wedge \text{vis}(w)\}$; and
- (4) (i) $\text{rw} = \bigcup_{k \in \mathcal{K}} \text{rw}_k$, where \mathcal{K} is the set of all keys used in the execution;
 - (ii) $\text{rw}_k = \{(r, w) \mid \exists w'. (w', r) \in \text{wr}_k \wedge (w', w) \in \text{ww}_k\} \cup \{(r, w) \mid r \in \text{Reads}(\sigma) \wedge w \in \text{Writes}(\sigma) \cap \text{vis} \wedge \neg \exists w'. (w', r) \in \text{wr}_k \wedge k \in \text{keys}(r) \cap \text{keys}(w)\}$.

To prove durable linearizability, we rely on the theorem by Khyzha et al. [28] below. This theorem generalises the original dependency graph framework of [4] to accommodate operations that may not complete.

THEOREM B.2. *An execution σ is linearizable if there exist vis , wr , ww , and rw such that $G = (V(\sigma), \text{rt}(\sigma), \text{vis}, \text{wr}, \text{ww}, \text{rw})$ is an acyclic dependency graph.*

Recall that a trace σ is durably linearizable iff (i) any thread executing before a crash does not resume after the crash and (ii) the trace σ with crashes removed is linearizable. This close relationship between linearizability and durable linearizability means that Theorem B.2 can be readily extended to durable linearizability.

THEOREM B.3. *An execution σ is durably linearizable if there exist vis , wr , ww , and rw such that $G = (V(\sigma), \text{rt}(\sigma), \text{vis}, \text{wr}, \text{ww}, \text{rw})$ is an acyclic dependency graph.*

Here, the vis predicate is used to indicate whether an operation has taken effect; if an operation does not return due to a crash, it is not known to the system whether it was successful.

We now prove that every execution of FLINTKV is durably linearizable. Fix one such execution σ . Our strategy is to find witnesses for all wr_k and ww_k that validate the conditions of Theorem B.3. To this end, consider the following definition.

Definition B.4. Function $\tau : \sigma \rightarrow \mathbb{N} \cup \{\perp\}$ maps each operation $o \in V(\sigma)$ to a version as follows:

- For a read operation r , $\tau(r)$ equals the value of `visible_version` read in line 2 of Algorithm 5 if r is a GET. If r is a SNAPSHOT, $\tau(r)$ equals the value of `visible_version` read at the beginning of the SNAPSHOT operation as described in §4.3.
- For a write operation w , $\tau(w)$ equals the value written to `visible_version` in line 16 of Algorithm 2 if w is a PUT. If w is a WRITEBATCH, $\tau(w)$ equals the value written to `visible_version` in line 21 of Algorithm 4.
- If an operation o does not execute the corresponding line specified above, $\tau(o) = \perp$.

We now define the witnesses as follows:

- $\text{vis}(r)$ holds for $r \in \text{Reads}(\sigma)$ iff r completes and returns;
- $\text{vis}(w)$ holds for $w \in \text{Writes}(\sigma)$ iff $w = \text{PUT}$ and w persists line 13 in Algorithm 2 to persistent memory or $w = \text{WRITEBATCH}$ and w persists line 19 in Algorithm 4 to persistent memory.
- $(w, r) \in \text{wr}_k$ if and only if
 - $w \in \text{Writes}(\sigma) \cap \text{vis}$
 - $r \in \text{Reads}(\sigma)$
 - $\tau(w) \leq \tau(r)$
 - $k \in \text{keys}(w) \cap \text{keys}(r)$ and
 - $\neg \exists w'. \text{vis}(w') \wedge k \in \text{keys}(w') \wedge \tau(w) < \tau(w') \leq \tau(r)$
- $(w, w') \in \text{ww}_k$ if and only if
 - $w, w' \in \text{Writes}(\sigma) \cap \text{vis}$
 - $\tau(w) < \tau(w')$ and
 - $k \in \text{keys}(w) \cap \text{keys}(w')$
 and
- rw_k is derived from wr_k and ww_k as per the dependency graph definition.

To show that our witnesses satisfy the requirements of the dependency graph, we rely on the following properties. It is easy to see that the algorithms described in Sections 4 and 5 satisfy the following lemma:

LEMMA B.5.

- (1) For any $w_1, w_2 \in \text{Writes}(\sigma) \cap \text{vis}$ if $\tau(w_1) = \tau(w_2)$ then $w_1 = w_2$.
- (2) For every $w, r \in V(\sigma)$ and $k \in \mathcal{K}$, if $(w, r) \in \text{wr}_k$ then $\exists v. (k, v) \in w \cap r$.
- (3) For every $r \in \text{Reads}(\sigma)$ and $k \in \text{keys}(r)$ if $\neg \exists w'. (w', r) \in \text{wr}_k$ then $(k, \perp) \in w \cap r$.

Our proof also relies on the following auxiliary lemma:

LEMMA B.6.

- (1) For all k and $r, w \in V(\sigma)$, if $(r, w) \in rw_k$ then $\tau(r) < \tau(w)$.
- (2) For all $o_1, o_2 \in V(\sigma)$, if $(o_1, o_2) \in rt$ and $\text{vis}(o_1) \wedge \text{vis}(o_2)$, then $\tau(o_1) \leq \tau(o_2)$. Moreover, if o_2 is a write, then $\tau(o_1) < \tau(o_2)$.

PROOF.

- (1) Let k and $r, w \in V(\sigma)$ be such that $(r, w) \in rw_k$. There are two cases.
- Suppose that for some w' we have $(w', r) \in wr_k$. It must be the case that $(w', w) \in ww_k$. $(w', r) \in wr_k$ implies that $\tau(w') \leq \tau(r)$, and $(w', w) \in ww_k$ implies $\tau(w') < \tau(w)$ and $\text{vis}(w)$. If $\tau(w) \leq \tau(r)$, then according to our definition of wr_k , it must be the case that $(w', r) \notin wr_k$. A contradiction.
 - Suppose now that $\neg \exists w'. (w', r) \in wr_k$. If $\tau(w) \leq \tau(r)$, then according to our definition of wr_k , it must be the case that $\exists w'. (w', r) \in wr_k$. A contradiction.
- (2) Let $o_1, o_2 \in V(\sigma)$ be such that $(o_1, o_2) \in rt(\sigma)$ and $\text{vis}(o_1) \wedge \text{vis}(o_2)$. Since o_1 completes, Let u be the value read by o_2 from `visible_version` in the following lines: line 2 in Algorithm 5 if $o_2 = \text{GET}$; line 7 in Algorithm 2 if $o_2 = \text{PUT}$; and line 2 in Algorithm 4 if $o_2 = \text{WRITEBATCH}$. If $o_2 = \text{SNAPSHOT}$, then let u be the value of `visible_version` read at the beginning of the `SNAPSHOT` operation as described in Section 4.3. Since o_2 starts after o_1 completes, operation o_2 reads u after o_1 reads or writes $\tau(o_1)$ from or

to `visible_version`. Because $\text{vis}(o_1)$ holds, we must have $u \geq \tau(o_1)$. We now have one of the following:

- If o_2 is a read, u is used as $\tau(o_2)$ per our definition, and we have $\tau(o_2) = u \geq \tau(o_1)$.
- If o_2 is a write, it increments u before writing it to `visible_version` (line 7 in Algorithm 2 or line 21 in Algorithm 4), and thus $\tau(o_2) > u \geq \tau(o_1)$.

This proves the statement. □

THEOREM B.7. $G = (V(\sigma), rt(\sigma), \text{vis}, wr, ww, rw)$ is an acyclic dependency graph.

PROOF. From Lemma B.5 and the definitions of `vis`, `wr`, `ww` and `rw` it follows that G is a dependency graph. We now show that G is acyclic. By contradiction, assume that the graph G contains a cycle $o_1, \dots, o_n = o_1$ where `vis` holds for all $o_1, \dots, o_n = o_1$. Then $n > 1$. By Lemma B.6 and the definitions of `rt`, `ww` and `wr`, we must have $\tau(o_1) \leq \dots \leq \tau(o_n) = \tau(o_1)$, so that $\tau(o_1) = \dots = \tau(o_n)$. Furthermore, if (o, o') is an edge of G and o' is a write, then $\tau(o) < \tau(o')$. Hence, all the operations in the cycle must be reads, and thus, all the edges in the cycle come from `rt`. Then there exist reads r_1, r_2 in the cycle such that r_1 completes before r_2 is invoked and r_2 completes before r_1 is invoked, which is a contradiction. □