
Grounded autonomous research: a fault-tolerant LLM pipeline from corpus to manuscript in frontier computational physics

Haonan Huang¹

Abstract

Autonomous-research agents have demonstrated end-to-end LLM automation in machine-learning sandboxes where execution provides calibration. Frontier physical science differs categorically: physical reasoning underlies every methodology choice, toolchains are often underdocumented, and calibration must come from external literature anchors — which unscaffolded agents cite but do not confront, hallucinating plausible, unverifiable results from internal priors. We present a pipeline that runs end-to-end from a corpus of 11,083 recent condensed-matter physics arXiv papers to a publication-grade manuscript with three substantive physics findings (here on altermagnetic piezomagnetism): the agent autonomously conceives a research direction by mapping the corpus, calibrates methodology by reproducing published references, conducts novel first-principles computations, and writes the manuscript — grounded in literature throughout, across 47 fresh-context sessions in six phases sharing only on-disk state, with 2,162 literature-consultation events. Fault tolerance emerges from redundancy: fresh-context isolation, distributed grounding, and adversarial review catch what any single session misses; pre- and post-pilot stages are fully autonomous, and pilot requires bounded human intervention only at reproduction failures — operational knowledge curation, not scientific direction. Two paired failure modes — a pre-architecture baseline and a no-pilot ablation — isolate structurally enforced numerical confrontation at calibration checkpoints as the operative grounding mechanism. The primitives, characterized failure modes, and quantified intervention pattern lay a foundation for autonomous research in high-stakes scientific domains beyond computational physics.

¹Department of Physics, Princeton University, Princeton, NJ, USA. Correspondence to: Haonan Huang <hn-huang@princeton.edu>.

Accepted at ICML 2026 AI for Science Workshop.

1. Introduction

AI-for-research has progressed from tool-assistance — search, summarization, code completion (Taylor et al., 2022; Chen et al., 2021; Bran et al., 2024) — to agentic automation that conducts research with diminishing human oversight (Lu et al., 2024; Yamada et al., 2025; Schmidgall et al., 2025; Miao et al., 2025). End-to-end automated research has been demonstrated in domains where execution itself provides intrinsic calibration: machine-learning sandboxes where training-loss curves verify methodology (Lu et al., 2024; Yamada et al., 2025), defined computational tasks with established reference values (Miao et al., 2025), and pre-formulated benchmarks where ground truth is given. Within these calibration-friendly domains, agent reliability has nonetheless been critiqued (Si et al., 2024; Kambhampati et al., 2024; Beel et al., 2024): agents over-confidently produce plausible outputs, hallucinate from internal priors, and propagate methodology errors that internal-consistency checks do not catch.

As the field pushes toward genuine frontier research — open direction selection from large literature corpora, novel parameter spaces, underdocumented toolchains where standard recipes do not exist — execution-as-calibration breaks down structurally. Frontier physical science is the canonical case: physical reasoning is required at every methodology choice, toolchains are often poorly documented, and calibration must come from external literature anchors — anchors that are, at the frontier, themselves scarce and provisional (§5) — because internal execution provides no ground truth. Without external anchor enforcement, agents default to internal-prior generation, producing confident plausible outputs that cannot be verified by execution alone. The same critiques leveled at simpler automated systems become disqualifying at frontier: an unverifiable result in an ML sandbox is recoverable; an unverifiable result in a physical-science methodology can propagate through to manuscript-level conclusions. This is becoming a blocking problem for the next iteration of automated research.

Real researchers handle this by grounding in literature throughout: from idea conception that surveys what is known and what is open, through methodology calibration that reproduces published references before applying

methods to novel computations, to manuscript writing that contextualizes findings against the existing literature. Each function relies on literature in different ways. “Grounding in literature” is generic terminology, however — what does it mean operationally for an autonomous pipeline?

We characterize grounding as *structurally enforced literature confrontation at calibration checkpoints — more than literature availability or consultation count alone*. At calibration checkpoints, the pipeline forces numerical comparison between agent-computed values and published reference values — not merely citation that references exist. We characterize this distinction empirically via two paired failure modes (§4): a pre-architecture baseline run that lacked the topic-selection grounding to reject un-calibratable directions, and a controlled ablation in which curated knowledge and house rules were inherited but the pilot reproduction phase that enforces numerical confrontation was skipped. Together they identify the pilot stage as the architectural element that operationalizes the abstract claim of “grounded throughout”.

The present work runs the full corpus-to-manuscript pipeline on autonomous research-direction selection from open literature, producing a submission-grade artifact in altermagnetic piezomagnetism (companion physics manuscript bundled as-is in §J). We choose computational condensed-matter physics as the frontier scope: it has well-characterized symmetry constraints (e.g., point-group constraints on Hall conductivity), reproducible reference frameworks against which calibration is feasible, publicly available software stacks (Quantum ESPRESSO (Giannozzi et al., 2017), Wannier90 (Pizzi et al., 2020), Wannier-Berri (Tsirkin, 2021)), and an open arXiv corpus base.

Our contributions: (i) an end-to-end corpus-to-manuscript pipeline for frontier computational physics — 47 fresh-context sessions across six phases sharing only on-disk state — that autonomously produced a submission-grade manuscript with three physics findings; (ii) an operational characterization of “grounding” as structurally enforced numerical confrontation at calibration checkpoints (a topic-selection gate plus pilot reproduction), distinct from literature availability or citation; (iii) empirical isolation of this mechanism via two paired failure modes — a pre-architecture baseline that accepted an un-anchorable topic, and a no-pilot ablation that possessed the anchor value yet never confronted it — together with a quantified account of the bounded human-intervention pattern (Table 2); (iv) transferable fault-tolerance primitives (fresh-context isolation, distributed grounding, adversarial review) with 15 documented catch episodes in the pilot stage (Fig. 3B).

Related work. Two companion studies in the same research program provide context. Huang (2026a) introduces

a persistent knowledge system that lets an LLM agent write down knowledge learned from execution and retrieve it in later sessions, characterizing failure modes in cross-session knowledge transfer. Huang (2026b) establishes grounded autonomous scrutiny at scale: an agent reads a published computational-physics paper, autonomously plans and re-executes the underlying calculations end-to-end, and identifies what does and does not hold; across 111 open-access papers it raises substantive methodological concerns on $\sim 42\%$, of which 97.7% emerge only after execution against a reading-only ceiling of 0.9%; in depth, on a 2D-MOSFET multiscale simulation paper it produces an unsupervised publishable Comment that revises the headline conclusion. Existing autonomous-research frameworks — AI Scientist v1/v2 (Lu et al., 2024; Yamada et al., 2025), Agent Laboratory (Schmidgall et al., 2025), PhysMaster (Miao et al., 2025) — operate in regime I of §5’s taxonomy (calibration supplied by execution feedback or given reference values), and none integrates a first-principles physics toolchain, so a head-to-head run in this domain is not currently constructible; the pre-architecture baseline (§4) is the in-domain unscaffolded comparison (framework table: Appendix H). This work targets regime III — the frontier.

2. Pipeline overview

Six-phase architecture. The pipeline runs as six phases (Fig. 1A) with an architectural template distinguishing structurally fixed elements from run-specific iteration counts. *Breadth* samples the corpus to extract candidate research themes; the number of breadth sessions is chosen for diversity. *Depth* expands the most promising candidates into research questions with explicit reproduction targets, each session force-generating a new direction not yet committed by previous depth sessions. *Pilot* has fixed structure: program selection (S1), tooling check (S2), k published-reference reproductions, and an iterative gate-review structure with $4 \times \text{gate} + 1 \times \text{review}$ cycles bounded by the hyperparameters in §3.2. *Pre-production* (1 session) consolidates pilot outputs into a locked production plan and methodology handoff. *Production* runs as 1 initialization plus adversarial continuations until the agent issues PASS. *Writing* is fixed at three drafting triads plus a polish session ($3 \times 3 + 1 = 10$ sessions). For the canonical run reported here, $n_{\text{breadth}} = 3$, $n_{\text{depth}} = 5$, $k = 5$ pilot reproductions, two pilot iteration cycles, and three production continuations.

Two-component scaffolding. Each phase is implemented as one or more LLM sessions, each beginning with a fresh context window: no shared in-memory state, no conversational history. Sessions communicate only through on-disk artifacts. Two architecturally distinct scaffolding components thread through the pipeline. The *curated knowledge base* comprises two files. INDEX.md holds

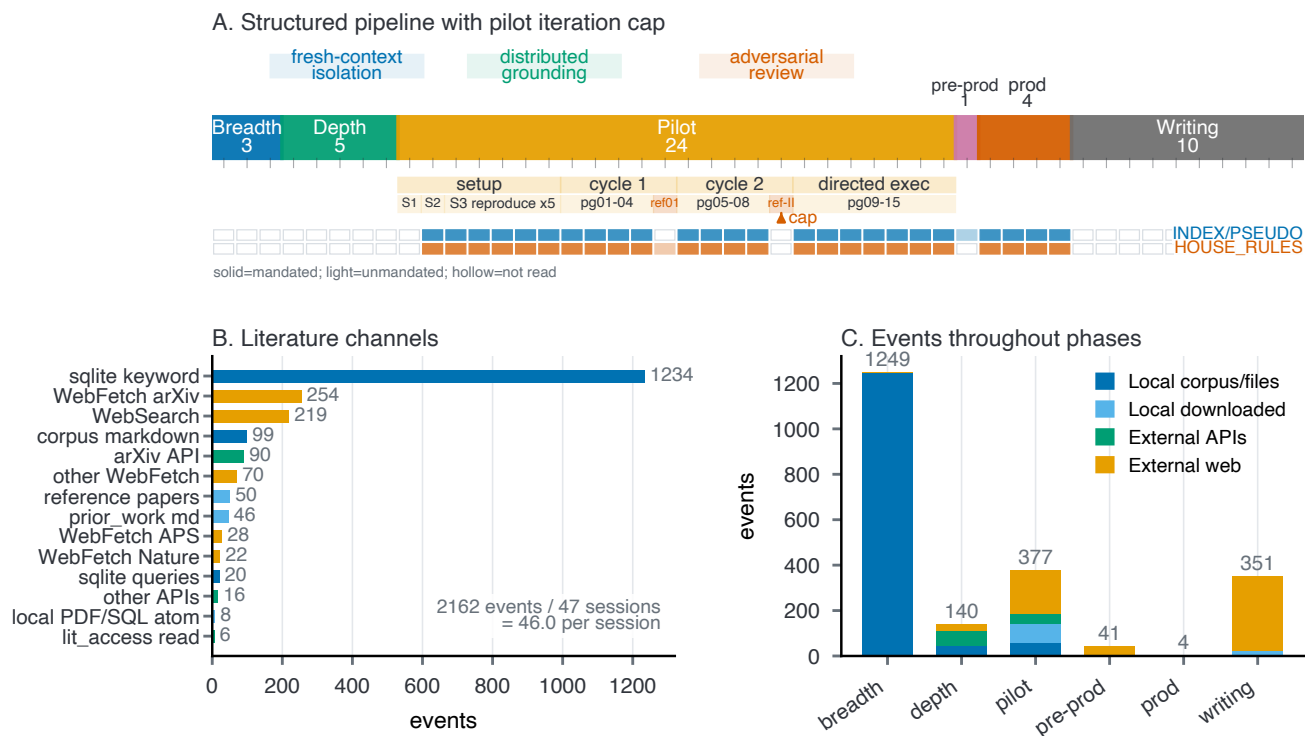


Figure 1. Pipeline architecture and literature footprint. **(A)** Six phases run as 47 fresh-context LLM sessions sharing only on-disk state. The pilot lane iterates a computational-gate plus adversarial-review unit; an iteration-cap hyperparameter upgrades the next review to a transition-planning role rather than continuing iteration (details and trade-off in §3). The bottom band depicts scaffolding access: the *curated knowledge base* (INDEX.md, PSEUDOPOTENTIALS.md) and *house rules* (PILOT_HOUSE_RULES.md) are deliberately absent during conception phases (breadth, depth, pilot S1) and structurally loaded from pilot S2 onward. **(B)** 14-channel literature breakdown across the 47 sessions (2,162 events). **(C)** Per-phase distribution: heavy at breadth (corpus mining), substantial at pilot and writing, near-silent at production.

curated general knowledge about computational-physics tools and practice — a single source of truth for “what can the simulation toolchain do and how” verified on the local stack, indexing 37 verified workflows, 17 reusable analysis scripts, parameter-variation references, and common operational gotchas; it contains no research-direction-specific content. PSEUDOPOTENTIALS.md maps the local pseudopotential library with best-practice selection guidance per workflow. The *house rules* (PILOT_HOUSE_RULES.md) enumerate mandatory operational constraints: computational-resource discipline (one heavy job at a time, checkpoint/resume protocols), MUST-do diagnostic steps (Wannier band-fit verification; projwfc/fatband analysis before basis design), and disposition criteria for converged-vs-not verdicts. Both components are loaded only from pilot S2 onward (Fig. 1A bottom band): they are deliberately absent during conception phases (breadth, depth, pilot S1) to avoid biasing open idea generation toward known methodology. The pipeline thus distinguishes *conception grounding* (open exploration of literature) from *execution grounding* (anchor enforcement via curated knowledge and house rules). Across the 47 sessions, the pipeline performs 2,162 unique literature-consultation events distributed across 14 access channels

and concentrated in conception and pilot phases (Fig. 1B,C).

3. Pipeline walkthrough

This section walks through each phase as the agent conceived altermagnetic piezomagnetism from the corpus and ran the pipeline through to manuscript, noting where the architecture’s fault-tolerance mechanisms appear in context.

3.1. Idea conception from corpus

The breadth phase mapped an arXiv corpus of 11,083 condensed-matter physics papers across three independent breadth sessions running in parallel (Fig. 2); each session used complementary access strategies. The three reports cite 877 distinct arXiv IDs collectively, with only 27 (3.1% of the union) appearing in all three — the breadth agents are 80% complementary, not redundant. Five depth-phase directions emerged from this distillation, two of which trace primarily to single-channel surfacings — papers that only one of the three breadth agents identified; the cleanest case, the Bell–Vanderbos piezomagnetism cluster surfaced only by breadth₀₁’s altermagnetism sub-agent, became the framework of the chosen direction (lineage detail in Appendix F).

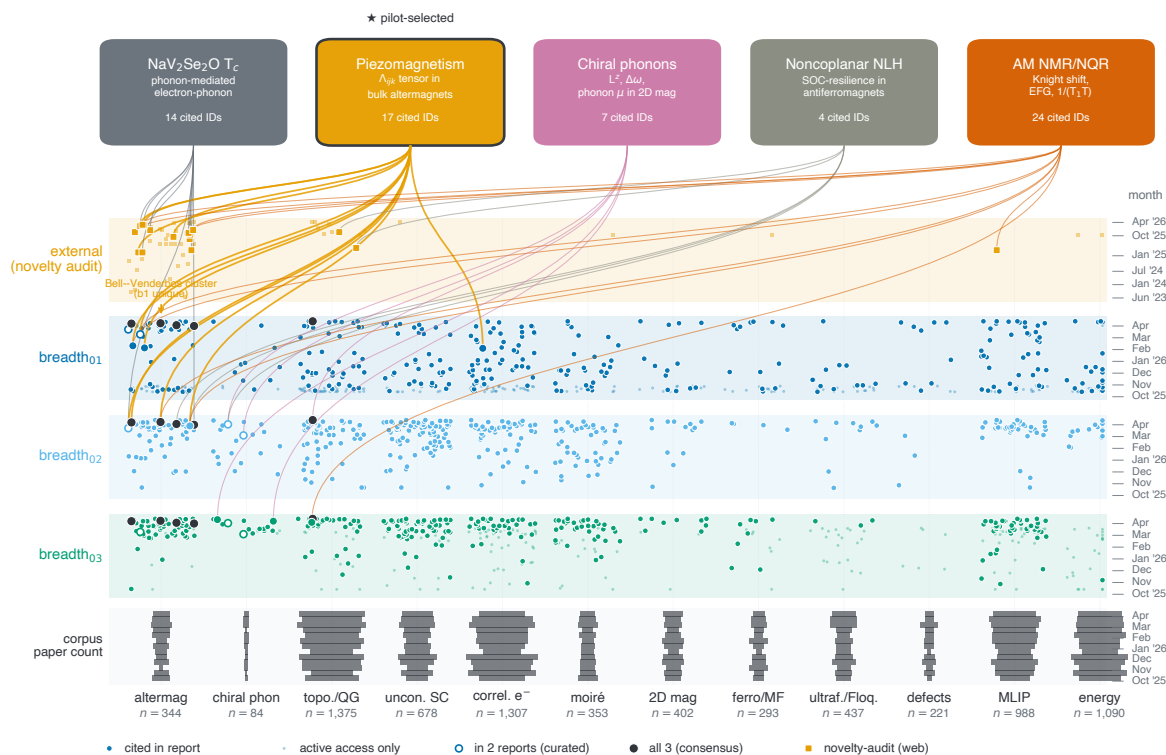


Figure 2. Information flow from corpus to depth programs. Each dot is one arXiv ID; large filled markers are IDs cited in a breadth report or by a depth program, small faint markers are IDs the agent actively retrieved but did not cite. Position: x = regex-classified theme (12 categories cover 99.1% of breadth-cited and 100% of depth-cited IDs); y = continuous arXiv submission month. Bands top-to-bottom: external (depth-phase novelty audit via OpenAlex / arXiv API / WebFetch / WebSearch, Jun 2023 – Apr 2026); breadth₀₁ (10 parallel Explore sub-agents); breadth₀₂ (title walk + 35 SQL queries); breadth₀₃ (66 SQL queries). Same arXiv ID has identical x across bands: consensus-core IDs (cited in all three reports) appear as filled black markers stacked vertically; pair-overlap IDs as open rings. Five depth-program boxes at top show committed direction, total cited IDs, and pilot-selected program (★ piezomagnetism); arcs trace each cited ID upward to its destination, with bold arcs for the selected program. Bottom strip: per-theme corpus paper-count histogram in 13 fortnight bins (Oct 2025 – Apr 2026), absolute scale shared across themes.

Empirically, redundancy works because complementarity is high. Depth-phase novelty audits reached external sources — OpenAlex, the arXiv API, WebFetch, and WebSearch (top external band in Fig. 2) — both for older reference papers and for in-window papers the breadth agents missed. A depth-phase diversity ledger forced different agent sessions to commit to non-overlapping directions. Table 1 summarizes the five candidates that emerged from this depth phase, with the agent’s primary reason and verdict alongside an independent post-hoc human review.

3.2. Pilot stage

The pilot phase contains the architectural elements that operationalize the abstract’s “grounded throughout” claim. It runs as a fixed structure of program selection (S1) and tooling check (S2), followed by reproductions of published references and an iterative gate–review computational sequence. Three fault-tolerance mechanisms appear in this stage: *fresh-context isolation* prevents conclusions from one

session being uncritically carried forward by the next; *distributed grounding* redirects a reference missed at one phase to surface at another; *adversarial review* formalizes “catch what the agent itself overclaimed” through dedicated reflect, production-continue, and polish sessions prompted to find rather than confirm. In the episode record (Fig. 3B), *falsification* denotes a dedicated controlled experiment whose outcome refutes a hypothesized cause or fix for a suspect result, as opposed to a re-reading of prior data (adversarial review).

S1 program selection, S2 tooling, S3 reproductions. S1 selected altermagnetic piezomagnetism from the five depth-phase candidates (Table 1) and fixed the reproduction set: five published papers targeted as numerical anchors for the pilot reproduction sessions. The independent post-hoc review confirms this selection: piezomagnetism is uniquely well-anchored among the five, with three independent published reproduction targets for the headline observable; the four dropped directions either require methodology-

Table 1. The five candidate research directions evaluated in the depth phase, grouped by source: agent (the pipeline’s own composite-score reasoning; verdict labels verbatim from the pilot S1 program-selection report) and an independent post-hoc human review checking each disposition against current toolchain documentation and published literature.

| Direction | Agent (pipeline) | | Human (post hoc) | |
|--|---|---------------------------|---|-------------------------------|
| | Reason | Verdict | Reason | Verdict |
| NaV ₂ Se ₂ O <i>T_c</i> | ODFPT+EPW <i>T_c</i> for an altermagnetic superconductor at <i>U</i> -sensitivity threshold with competing AM ground states within DFT noise. | Strong but risky | Magnetic-EPW toolchain available only for collinear ferromagnets as of late 2025 (Lihm et al., 2025); Allen–Dynes assumes spin-singlet pairing forbidden in altermagnets (Mæland et al., 2025). | Drop: methodology development |
| AM piezo-magnetism | Strain-induced net magnetization in bulk altermagnets; reproduction targets exist. | Best composite (selected) | Three independent reproduction anchors verified (Lukashev et al., 2008; Bell and Venderbos, 2026; Ye et al., 2026). | Selection grounded |
| Chiral phonons (2D magnets) | Mode-resolved <i>L^z</i> in 2D magnetic insulators; target signal ~ 1 meV near a 2–3 meV noise floor. | Noise-floor risk | Toolchain (Liu et al., 2025; Huang et al., 2026) is 2025–2026 vintage and undertested for 2D magnetic insulators. | Defensible drop |
| Noncoplanar NLH | SOC-on/off comparison of the magnetic-geometry channel of intrinsic nonlinear Hall, extending an established study. | Safe but incremental | Question and toolchain bounded by (Zhu et al., 2025); SOC-resilience generalization is incremental on a mature stack. | Drop grounded |
| AM NMR/NQR | Sublattice Knight shifts and EFG fingerprints; pipeline requires QE-CONVERSE + custom Wannier- $\chi(q)$ bridge. | Visionary but risky | QE-CONVERSE (Ceresoli et al., 2025) demonstrated only on paramagnetic systems; no altermagnet <i>ab initio</i> NMR papers in print as of mid-2026. | Drop: methodology development |

development scope (NaV₂Se₂O *T_c*, AM NMR/NQR), sit on a young toolchain undertested for the target system (chiral phonons), or are bounded in novelty by an existing study (noncoplanar NLH). This selection gates a deeper point: had the agent committed to a dropped direction, no published reference recipe would exist against which to confront its quantitative findings, and the pipeline could not grade its own output — topic-selection grounding is the precondition for execution grounding. S2 verified the local toolchain and activated the curated knowledge base and house rules in agent context for subsequent pilot sessions. S3 reproduced each anchor paper individually, comparing computed headline observables against literature values on the pipeline’s four-tier verdict scale (T1–T4; defined in Appendix A); each reproduction session was bounded, failure producing documented uncertainty rather than infinite iteration.

Iteration architecture: gate–review cycles. The pilot phase then operates as bounded iteration: each cycle consists of computational gate sessions followed by an adversarial review session, with two architectural hyperparameters bounding total iteration. `max_pilot_cycle = N` caps the number of normal review sessions before the

next review is upgraded to a transition-planning role; `break_action ∈ {reflect_II, abort}` determines whether the cap triggers transition to production with documented uncertainty or termination of the run. The canonical pipeline selected `max_pilot_cycle = 1` and `break_action = reflect_II`.

The canonical pipeline’s actual operation (Table 3, Appendix D; top row): cycle 1 ran four gate sessions plus a review session that retracted an over-confident HIGH verdict (the agent’s own confidence rating; HIGH/LOW are the binary outcomes of the composite-score check) to LOW; cycle 2 activated the cap, with the second review upgraded to plan transition into production rather than continuing to iterate. The choice is project-dependent: hypothesis generation justifies a smaller cap, definitive quantitative claims a larger one.

Calibration trajectory: the orbital-magnetization case study. The pilot exercises all three fault-tolerance mechanisms in the calibration trajectory of MnTe orbital magnetization (Fig. 3A). Altermagnets (Šmejkal et al., 2022; Bhowal and Spaldin, 2024; Hayami et al., 2025; Mazin, 2023) are compensated antiferromagnets with broken time-reversal symmetry; their orbital magnetization m_{orb} (distinct from spin magnetization) is the calibration anchor for the production strain-derivative computation. Four moments structure the trajectory.

(1) Initial overshoot. The agent’s first MnTe orbital magnetization produced $|M_z| \approx 0.43 \mu_B/\text{cell}$, 2.44× above the published reference value, declared HIGH confidence on internal symmetry checks alone (forbidden components $|M_x|, |M_y|$ at noise floor; symmetric-tensor structure verified). The qualitative checks all passed; only numerical comparison against an external published anchor could catch the magnitude error — exactly the failure mode unscaffolded LLM agents systematically exhibit (§1).

(2) Anchor enforcement in action. In the subsequent adversarial review session, opening in fresh context, six sub-agents were deployed prompted to find rather than confirm. One sub-agent’s literature gap-hunt surfaced the Ye 2026 reference value (“ $M_{orb} = 0.176 \mu_B/\text{cell}$ along *z*-axis”) (Ye et al., 2026); the reflect prompt forced the comparison (2.44×, opposite sign), and HIGH was retracted to LOW. The architecture forced the agent to compare against the published reference, not just cite that the reference exists — anchor enforcement operationally: confrontation, not citation.

(3) Convergence verification — the architecture’s NOT PASS verdict. The agent calibrated the recipe at one mesh density and matched the Ye reference within 10%; testing the same recipe at a denser mesh produced 70% deviation. The agent issued NOT PASS on the convergence point.

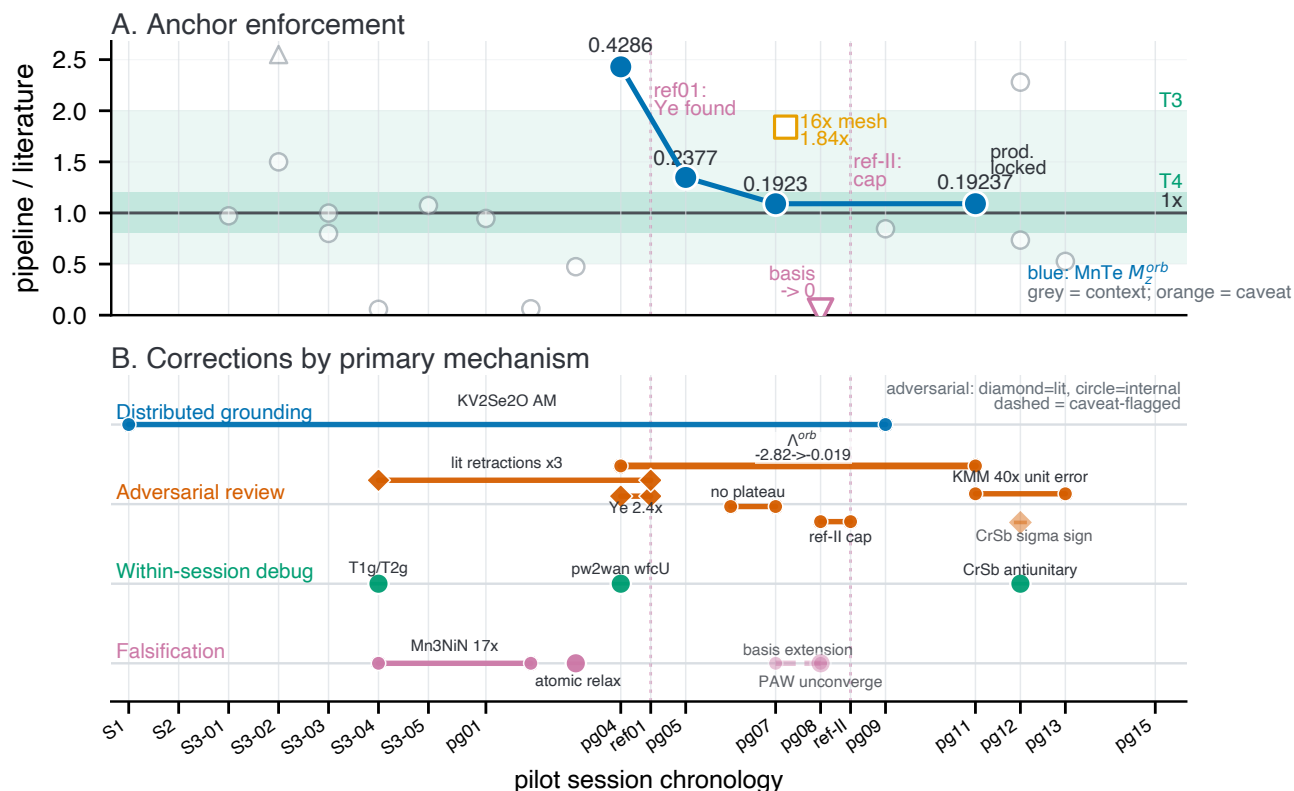


Figure 3. Pilot anchor enforcement and fault tolerance. (A) MnTe orbital-magnetization M_z^{orb} trajectory shown as ratio to Ye et al. (Ye et al., 2026)’s published value ($0.176 \mu_B/\text{cell}$). The first MnTe orbital-magnetization gate’s HIGH at $2.44\times$ is retracted to LOW by the first adversarial review session, whose sub-agent gap-hunt surfaced the published anchor; subsequent gates close the gap step-by-step at the canonical mesh, but the agent itself flagged via NOT PASS that apparent agreement at denser k-mesh. (B) 15 catch episodes during the pilot stage by primary mechanism: distributed grounding (1), adversarial review (7), within-session debug (3), falsification (4); dashed = caveat-flagged.

Rather than continuing to iterate (exceeding the cap), the architecture transitioned to production with the calibrated recipe *plus* documented systematic uncertainty.

(4) Trace-substrate verification. Computational physics provides a useful substrate for this methodology because every parameter and decision is preserved on disk. A post-completion convergence-ladder test by the human researcher confirmed the divergence direction the agent’s NOT PASS had identified. **The architecture’s adversarial review was correct to flag the convergence as unestablished; the manuscript’s reduced-scope reporting reflected this honestly — a pipeline identifying its own convergence limits while producing an anchored attempt is what grounded autonomous research at first iteration looks like.** Fig. 3B documents 15 catch episodes by primary mechanism across the canonical pilot stage.

Note added (camera-ready). After the canonical run completed, follow-up first-principles investigation by the human researcher indicates that the anchor value itself — Ye et al.’s published MnTe orbital magnetization, $0.176 \mu_B/\text{cell}$ (Ye et al., 2026) — is not a converged observable: the anomalous disentanglement-window sensitivity the

pipeline flagged (§3.4; Appendix B) is the signature of a basis-truncation systematic, and the published reference value reflects a particular window-and-basis choice rather than a converged orbital magnetization. A full physics account is in preparation as a separate manuscript. This does not alter the architectural conclusions — every comparison in Figs. 3 and 4 is anchor-relative, and the architecture behaved correctly under the information available: it enforced confrontation, retracted overconfidence, and refused to certify convergence. It does sharpen what single-anchor calibration provides: consistency with published literature, not truth. A replication-mode pipeline that flags every symptom of an unreliable anchor yet cannot pivot to critiquing the anchor itself is the residual failure mode this episode isolates; diagnostic-triggered switching between replication and critique modes is the corresponding next-iteration architectural direction (§5).

Reproduction-failure intervention pattern. A subset of pilot reproductions required human intervention. The pattern is knowledge curation: when the agent fails to converge a reproduction within the bounded session budget, the human researcher debugs offline and adds the re-

Table 2. Human intervention across the canonical 47-session run, from the archived session transcripts: every typed human message inside a session is counted, excluding per-stage task prompts, one pre-written conditional stage prompt (the below-T3 reproduction-extension patch), and harness-generated records; offline curation counts principles added to the scaffolding after failed reproductions (Appendix G). Cf. the companion’s Author Contributions statement (§J).

| Intervention type | Count | Phase(s) | Nature |
|--|--------------------|------------------------|-------------|
| Reference-paper provisioning at prompt-mandated paywall pauses | 4 events, 8 papers | pilot gates | operational |
| Crash/API-recovery and resume green-lights | 4 | pilot gate, production | operational |
| Compute-status observation | 1 | pilot S3 | operational |
| Offline knowledge curation after failed reproductions | 3 principles | pilot | operational |
| Scientific direction, parameter choice, or interpretation | 0 | — | — |

sulting general principle to the curated knowledge base. Three substantive additions during the canonical pilot were a *pipeline sanity check* rule (verify basic physical quantities at each calculation step), a *Wannier validation* protocol mandating fatband diagnostic before basis design and `dis_froz_max` plateau scan before any Berry-observable production, and a *Hubbard U non-transferability* clause requiring re-derivation across DFT codes or projector conventions. These are transferable operational principles applicable across computational-physics studies, not study-specific scientific direction. Table 2 quantifies the complete pattern: nine typed in-session events across the canonical run — four paywall provisioning, four crash/API-recovery green-lights, one compute-status note — plus the three offline curations and zero scientific-input events. Of the 47 sessions, 44 have archived transcripts; the three breadth sessions — shared with the baseline run (§4) — entered the canonical run as their on-disk corpus reports and have no archived transcripts, so typed input to them is outside the table’s evidence. 38 of the 44, including all ten writing sessions, ran to completion with no typed human input.

The need for intervention reflects a property of the literature itself: published computational-physics papers vary widely in documentation completeness, from *trivially-replicable* to *frontier-difficult*; Huang (2026b) finds the same spectrum at scale. Reproductions on the difficult end are where human intervention currently remains necessary, with pre-screening and progressive curation as the mitigation. Substantive intervention enters as offline knowledge-base edits between sessions, not as in-context steering (Table 2). The no-pilot ablation (§4), inheriting canonical-pilot knowledge, ran without intervention struggles.

3.3. Pre-production, production, writing, and outcome

The pre-production session consolidates the pilot recipe (§2); production-init executes it; three production-continuation sessions run as adversarial review in fresh

context. The second adversarial production-continuation session refuted the initial production plan’s strain-mode specification, illustrating fresh-context isolation as a robust catch mechanism: the pre-production plan had specified a pure ε_{xx} scan for $\text{CsV}_2\text{Te}_2\text{O}$, but the continuation re-derived the magnetic point group’s symmetry constraints, found that the canonical Bell–Venderbos coupling channel is the B_{1g} shear ($\varepsilon_{xx} - \varepsilon_{yy}$), verified via WebFetch (Bell and Venderbos, 2026), and switched the protocol before the production endpoints computed. Writing proceeded as three sets of fresh-context drafting sessions (main text with sub-agent reference fetching, supplementary, integration) followed by a final adversarial polish session.

Outcome. The pipeline produced a submission-grade companion manuscript (§J; included as-is, with a usage disclaimer) in ~ 6 days of wall time, with three substantive findings: (i) the symmetry-permitted anomalous Hall response in MnTe at the deep-valence-band anchor with plateau amplitude $\alpha = 397$ S/cm, the four non-zero Néel-vector angles fitting $\alpha \sin(3\varphi)$ within a max residual of 5.8% (envelope band $\pm 15\%$, consistent with the g -wave $m'm'm$ signature); (ii) orbital piezomagnetic response in MnTe at the locked recipe with $\Lambda_{zxx}^{\text{orb}} = -1.96 \mu_B/\text{cell}$ per unit strain and Lukashv asymmetry (Lukashev et al., 2008) 2.77; and (iii) cross-symmetry-class — d -wave Lieb $\text{CsV}_2\text{Te}_2\text{O}$ under B_{1g} shear gives $\Lambda_{\text{topo}} = -24.9 \mu_B/\text{cell}$ per unit shear in the clean-linear regime (Bell and Venderbos, 2026; Radhakrishnan et al., 2026). Systematic uncertainties characterized in §3.4 (and Appendix B).

3.4. Limitations and mitigation directions

The canonical run produced three classes of remaining physics-calibration caveats — a Mn-3d/4s disentanglement-window dependence (which the camera-ready note in §3.2 reports extends to the anchor value itself), k -mesh convergence in g -wave hexagonal Wannier integration, and a 3-point strain extraction — characterized in Appendix B along with prompt-engineerable mitigations identified for the next pipeline iteration. Each caveat is anchored: identified by the pipeline itself rather than discovered post-hoc, and disclosed in the manuscript as the architecture’s NOT PASS verdict propagating to the published artifact rather than being argued away.

Four scope limitations are structural to this first iteration. (i) One end-to-end research direction: the baseline and ablation are two additional full runs, but on the same direction; cross-direction generalization is untested. (ii) No head-to-head against existing agent frameworks, for the structural reason in §1 (Appendix H); the pre-architecture baseline is the in-domain comparison. (iii) Multi-trial variance is unquantified: each end-to-end run costs ≈ 6 days of wall time, so trial statistics are deferred. (iv) Full replication is

computationally expensive and subject to model-API evolution; the complete prompt set (Appendix C) and the on-disk artifacts are the reproducibility surface.

4. What grounded really means: pilot as the grand anchor mechanism

The pipeline accesses literature 2,162 times (§2), but access is not enforced confrontation. Real researchers calibrating methodology do not merely consult published values — they perform numerical comparison and revise methodology when mismatches emerge. LLM agents pre-trained on internet text default to citing rules and asserting plausibility, not to performing numerical confrontation against literal published values; the pipeline architecture must structurally enforce confrontation at calibration checkpoints. Two paired failure modes characterize this empirically; together they identify the pilot stage as the grand anchor mechanism (run-by-run summary: Table 4, Appendix D).

Topic-selection grounding — the pre-architecture baseline. The pre-architecture baseline run shared the same breadth corpus but lacked a curated knowledge base, a diversity ledger, and the program-selection gate. Three independent depth sessions converged on the same direction — first-principles phonon thermal Hall in altermagnetic MnTe and CrSb, anchored on a recent experimental observation (Wan et al., 2026) — because breadth-report convergence pulled them there and no diversity-forcing or software-feasibility gate pushed back. The cited theoretical foundations (Bendin et al., 2025; Hoyer et al., 2024; Bustamante-Lopez et al., 2026; Park et al., 2024; Weißenhofer et al., 2024) had been validated only on toy-model parents differing in crystal symmetry and dimensionality from the 3D NiAs hexagonal g -wave altermagnet system. Production wrote $\sim 1,200$ lines of custom simulation code validated only on the toy-model parents; two post-hoc adversarial review sessions refuted the production headline, and the run terminated without a manuscript. The outputs were un-anchorable by construction. The canonical pipeline’s program-selection gate closes this loophole via a software-feasibility clause requiring each stage to be executable by a named tool. In the canonical run, the analogous phonon-thermal-Hall direction was generated as a depth candidate and rejected on this gate. This is *topic-selection grounding*: anchor structure begins at topic acceptance, not at execution.

Execution grounding — the no-pilot ablation. The no-pilot ablation ran the same direction as the canonical pipeline, with the *full curated knowledge and house rules inherited from the canonical post-pilot state*: the curated knowledge base entries (including the `dis_froz_max` selection guide, plateau-scan-mandatory protocol, basis-insufficiency diagnostics, and symmetry-forbidden

component diagnostics) and the house rules (including the Wannier-validation Steps A–F and Checks 1–5 that were expanded during the canonical pilot). The ablation’s pre-production literature review independently surfaced Ye 2026 and recorded the reference value (“ $M_{\text{orb}} = 0.176 \mu_B/\text{cell}$ along z -axis”) (Ye et al., 2026) verbatim; pilot reproduction — the ablated component — was skipped, and the run proceeded directly to production.

Despite the published anchor in its own files, the production agent picked a recipe inside the documented collapse tail of the canonical disentanglement-window scan, giving $M_{\text{orb},z} = 0.066 \mu_B/\text{cell}$ ($2.7\times$ below the reference). Across all four reflect-continuation cycles, *the comparison “0.066 vs. 0.176” was never written*. The reference was invoked only via the qualitative ratio $M_{\text{orb}}/M_{\text{spin}} \approx 88$, operationally meaningless because $M_{\text{spin},z}$ is symmetry-forbidden by $m'm'm$ and identically zero.

The defining episode is the dfroz scan run only in the fourth continuation: $M_{\text{orb},z}$ collapses from 0.140 at $\text{dfroz} = 12.0$ to 0.005 at $\text{dfroz} = 13.0$ ($28\times$ across 1 eV) and σ_{xy} flips sign. The agent’s verbatim characterization — “Plateau is BROAD: 219% σ_{xy} spread, 191% $M_{\text{orb},z}$ spread” — is mathematically correct under (max–min)/mean but obscures a $28\times$ change with sign flip that is not a “broad plateau”. The agent then asserted (without testing) that the basis-induced systematic cancels in symmetric finite differences, kept its headlines unrevised, and proceeded to synthesis. The pattern is “rules cited, not enforced”: with curated rules and Ye’s reference value both in its working files, the agent argued individual divergences acceptable case-by-case without performing the literal comparison that would have forced revision. Knowing the published value is not the same as being structurally required to confront against it. This is the gap pilot reproduction’s enforced anchor mechanism closes.

Pilot as architectural automatic anchor. Both grounding modes — topic-selection grounding via program selection, execution grounding via pilot reproduction — are structural mechanisms that operationalize “literature grounding throughout”. Without them, autonomous pipelines either accept un-anchorable topics or proceed within accumulated rules without enforced numerical confrontation. Crucially, the no-pilot ablation *did* include adversarial production-continuation review across four fresh-context cycles, yet none of these cycles surfaced the literal numerical comparison; this isolates pilot reproduction’s structural enforcement — not adversarial review alone — as the operative mechanism. The pipeline does not guarantee correctness; it provides anchor structure. Anchored failures (the canonical pipeline’s documented systematic uncertainty) become tractable next-iteration directions; ungrounded failures (the ablation’s unrevised manuscript) become concealed mys-

tery.

Quantitatively, the canonical run tracked seven published calibration anchors: four end PASS at T4 and three caveat-flagged at their final comparisons, with fails and falsifications confined to intermediate points (Fig. 4); the pilot episode record shows 15 catches across four mechanisms (Fig. 3B); literature consultation totals 2,162 events over 14 channels and 47 sessions (Fig. 1B); human intervention totals nine operational in-session events plus three offline curations, none scientific (Table 2).

5. Discussion

The pipeline mirrors how real research operates: literature throughout, fresh-context adversarial review, knowledge curation across sessions — behaviors unscaffolded LLM agents skip by default.

Anchor-grounded creation is the general, positive contribution: unnecessary in regime I, where execution itself verifies methodology (the ML sandboxes of §1); mandatory from regime II onward (mature domains with consensual, multiply corroborated anchors), where this architecture transfers directly. Regime III, the frontier, is where this run operated, and it exposes the *frontier anchoring problem*: anchors there are scarce (even in the direction selected as uniquely well-anchored among five, the orbital observable reduced to one published value on the target material, beside a cross-material benchmark) and provisional — recent, often single results, not yet corroborated or overturned by consensus. Both flavors materialized: an anchor itself unconverged despite maximal apparent provenance — journal-published, open calculation files (§3.2, Note added) — and an observable class without field-level convergence (the CrSb gauge spread; the Mazin caveat). Companion work supplies the base rate: substantive methodological concerns on ~42% of reproduced computational-physics papers (Huang, 2026b). Unreliable and insufficient anchors are the common case at the frontier — the standing challenge this run makes concrete.

The architecture already carries the first-order responses: anchor-density-aware topic selection, a multi-anchor portfolio (Fig. 4), anchor-relative reporting, and NOT PASS verdicts whose documented sensitivities made post-hoc reattribution of the anchor possible at all. What it deliberately excludes is critique: the debugging discipline ranks the paper itself last among suspects (Appendix C) — a replication prior — because credible critique is a research program of its own: without execution-grounded scrutiny scaffolding, an agent cannot distinguish literature error from its own unconverged toolchain (Huang, 2026b). The two companion pipelines are complementary halves of one program — reproduction-anchored creation here,

execution-grounded critique at scale there. Both halves are separately demonstrated; their coupling — diagnostic-triggered escalation from reproduction into scrutiny when anchor-pathology symptoms accumulate as they did here — is the open problem this pair poses.

Two principles emerge. First, *grounded anchor enforcement at calibration checkpoints*: program-selection rejects un-anchorable topics, pilot reproduction forces numerical comparison between agent claims and published anchors; the pre-architecture baseline and no-pilot ablation characterize what fails without each. Second, *fault-tolerant session-breaking adversarial review* (Fig. 3B): reflect/continue/polish sessions find rather than confirm. The architecture’s value is in what it knows it does not know — NOT PASS verdicts, documented uncertainty, anchored failures pointing to forward directions. *Can we believe the results* reduces to three operational checks: are agent claims confronted with published anchors; do session-breaking mechanisms catch what single sessions miss; and is each anchor itself corroborated, or single-source and provisional? At the frontier the third check is the demanding one — which is why anchoring must be read as promising consistency and measured exposure, not truth. When yes on all three, remaining uncertainty becomes identifiable forward direction; when no, concealed mystery.

References

- Ross Taylor, Marcin Kardas, Guillem Cucurull, Thomas Scialom, et al. Galactica: A large language model for science. *arXiv preprint*, 2022. arXiv:2211.09085.
- Mark Chen, Jerry Tworek, Heewoo Jun, et al. Evaluating large language models trained on code. *arXiv preprint*, 2021. arXiv:2107.03374.
- Andres M. Bran, Sam Cox, Oliver Schilter, Carlo Baldassari, Andrew D. White, and Philippe Schwaller. ChemCrow: Augmenting large-language models with chemistry tools. *Nature Machine Intelligence*, 2024. arXiv:2304.05376.
- Chris Lu, Cong Lu, Robert Tjarko Lange, Jakob Foerster, Jeff Clune, and David Ha. The AI Scientist: Towards fully automated open-ended scientific discovery. *arXiv preprint*, 2024. arXiv:2408.06292.
- Yutaro Yamada, Robert Tjarko Lange, Cong Lu, Shengran Hu, Chris Lu, Jakob Foerster, Jeff Clune, and David Ha. The AI Scientist-v2: Workshop-level automated scientific discovery via agentic tree search. *arXiv preprint*, 2025. arXiv:2504.08066.
- Samuel Schmidgall et al. Agent laboratory: Using LLM agents as research assistants. *arXiv preprint*, 2025. arXiv:2501.04227.

- Tingjia Miao, Jiawen Dai, Jingkun Liu, Jinxin Tan, et al. PhysMaster: Building an autonomous AI physicist for theoretical and computational physics research. *arXiv preprint*, 2025. arXiv:2512.19799.
- Chenglei Si, Diyi Yang, and Tatsunori Hashimoto. Can LLMs generate novel research ideas? a large-scale human study with 100+ NLP researchers. *arXiv preprint*, 2024. arXiv:2409.04109.
- Subbarao Kambhampati, Karthik Valmeekam, Lin Guan, et al. Position: LLMs can't plan, but can help planning in LLM-modulo frameworks. *Proceedings of ICML*, 2024. arXiv:2402.01817.
- Joeran Beel et al. Evaluating Sakana's AI Scientist for autonomous research: hidden costs, hidden risks. *arXiv preprint*, 2024. arXiv:2410.01243.
- P. Giannozzi, O. Andreussi, T. Brumme, O. Bunau, et al. Advanced capabilities for materials modelling with Quantum ESPRESSO. *J. Phys.: Condens. Matter*, 29:465901, 2017. doi: 10.1088/1361-648X/aa8f79.
- Giovanni Pizzi, Valerio Vitale, Ryotaro Arita, Stefan Blügel, Frank Freimuth, Guillaume Géranton, et al. Wannier90 as a community code: new features and applications. *J. Phys.: Condens. Matter*, 32:165902, 2020. doi: 10.1088/1361-648X/ab51ff.
- Stepan S. Tsirkin. High performance Wannier interpolation of Berry curvature and related quantities: WannierBerri code. *npj Comput. Mater.*, 7:33, 2021. doi: 10.1038/s41524-021-00498-5.
- Haonan Huang. From experiments to expertise: Scientific knowledge consolidation for AI-driven computational physics. *arXiv preprint*, 2026a. arXiv:2603.13191. ICML 2026 AI4Physics Workshop.
- Haonan Huang. Towards grounded autonomous research: an end-to-end LLM mini research loop on published computational physics. *arXiv preprint*, 2026b. arXiv:2604.12198. ICML 2026 AI for Science Workshop.
- J.-M. Lihm et al. Magnetic extension of the EPW code: electron-phonon couplings and superconductivity in spin-polarized systems. *arXiv preprint*, 2025. arXiv:2510.11350.
- K. Mæland, B. Brekke, and A. Sudbø. Constraints on superconducting pairing in altermagnets. *Phys. Rev. B*, 111:014516, 2025. doi: 10.1103/PhysRevB.111.014516. arXiv:2408.03999.
- Pavel Lukashev, Renat F. Sabirianov, and Kirill Belashchenko. Theory of the piezomagnetic effect in Mn-based antiperovskites. *Phys. Rev. B*, 78:184414, 2008. doi: 10.1103/PhysRevB.78.184414.
- Beryl Bell and Jörn W. F. Venderbos. Orbital piezomagnetic polarizability of pure insulating altermagnets in two dimensions. *arXiv preprint*, 2026. arXiv:2602.10076.
- Chao Chen Ye, Karma Tenzin, Jagoda Sławińska, and Carmine Autieri. Dominant orbital magnetization in the prototypical altermagnet MnTe. *Phys. Rev. B*, 113:014413, 2026. doi: 10.1103/PhysRevB.113.014413. arXiv:2505.08675.
- Y. Liu et al. Ab initio framework of electron-phonon coupling for chiral phonons with giant phonon magnetic moments in magnetic materials. *Phys. Rev. Lett.*, 135:256701, 2025. arXiv:2503.10160.
- Z. Huang, A. Kusuno, M. Hashimoto, D. M. Juraschek, H. Kusunose, and T. Satoh. Quantifying chirality of phonons. *arXiv preprint*, 2026. arXiv:2604.10231.
- Y. Zhu, J. Li, Z. Chen, S. Yu, and Q. Liu. Spin-orbit-coupling-resilient nonlinear Hall response in non-coplanar antiferromagnets. *Nat. Commun.*, 16:4882, 2025. arXiv:2406.03738.
- D. Ceresoli et al. QE-CONVERSE: a non-perturbative orbital-magnetization module for Quantum ESPRESSO. *arXiv preprint*, 2025. arXiv:2503.04664.
- Libor Šmejkal, Jairo Sinova, and Tomáš Jungwirth. Beyond conventional ferromagnetism and antiferromagnetism: A phase with nonrelativistic spin and crystal rotation symmetry. *Phys. Rev. X*, 12:031042, 2022. doi: 10.1103/PhysRevX.12.031042.
- S. Bhowal and N. A. Spaldin. Magnetoelectric classification of skyrmions and altermagnets. *Phys. Rev. X*, 14:011019, 2024. doi: 10.1103/PhysRevX.14.011019.
- S. Hayami et al. Multipole framework for altermagnetic order parameters. *arXiv preprint*, 2025. arXiv:2512.17587.
- I. I. Mazin. Altermagnetism in MnTe: origin, predicted manifestations, and routes to detwinning. *Phys. Rev. B*, 107:L100418, 2023. doi: 10.1103/PhysRevB.107.L100418. arXiv:2301.08573.
- H. Radhakrishnan, B. Bell, C. Ortix, and J. W. F. Venderbos. Topological piezomagnetic effect in two-dimensional Dirac quadrupole altermagnets. *arXiv preprint*, 2026. arXiv:2602.05894.
- Y. Wan et al. Anomalous phonon thermal Hall effect in altermagnetic MnTe. *arXiv preprint*, 2026. arXiv:2604.03183.
- S. Bendin, A. Mook, I. Mertig, and B. Neumann. Magnon-phonon hybridization in 2D square-lattice altermagnets. *arXiv preprint*, 2025. arXiv:2511.08357.

- M. Hoyer, R. Jaeschke-Ubiergo, J. Ahn, L. Šmejkal, and A. Mook. Magnon Hall effect in altermagnets: minimal model and material predictions. *arXiv preprint*, 2024. arXiv:2405.05090.
- B. Bustamante-Lopez, B. Brehm, and D. M. Juraschek. Atomistic framework for phonon angular momentum and Hall effects. *arXiv preprint*, 2026. arXiv:2604.01899.
- S. Park, N. Nagaosa, and J. Oh. Phonon thermal Hall effect in α -RuCl₃ from first principles. *arXiv preprint*, 2024. arXiv:2407.00660.
- M. Weißenhofer et al. Magnon-phonon thermal Hall effect in bcc iron from first principles. *arXiv preprint*, 2024. arXiv:2411.03879.
- M. G. Lopez, David Vanderbilt, T. Thonhauser, and Ivo Souza. Wannier-based calculation of the orbital magnetization in crystals. *Phys. Rev. B*, 85:014435, 2012. doi: 10.1103/PhysRevB.85.014435.
- M. Khodas, Sai Mu, I. I. Mazin, and K. D. Belashchenko. Tuning of altermagnetism by strain. *Phys. Rev. B*, 113:104422, 2026. doi: 10.1103/PhysRevB.113.104422. arXiv:2506.06257.
- Nicola Marzari, Arash A. Mostofi, Jonathan R. Yates, Ivo Souza, and David Vanderbilt. Maximally localized Wannier functions: Theory and applications. *Rev. Mod. Phys.*, 84:1419–1475, 2012. doi: 10.1103/RevModPhys.84.1419.

Appendix

A. Multi-anchor convergence detail and tier scheme

Tier scheme as operated (defined in the reproduction template and pilot-gate prompt, Appendix C): T4 = all mandatory targets within their per-reference tolerances, with $\leq 20\%$ the default where the reference specifies none (gate sessions map T4 onto a HIGH confidence rating and PASS verdicts); T3 = qualitative match (signs and trends correct, magnitudes offset); T2 = partial reproduction; T1 = failure. Mandatory tolerances are set per reference paper (from 0.1% on a lattice constant to factor-2 on a near-band-edge Hall conductivity), so $\leq 20\%$ is the canonical default, not a universal cutoff.

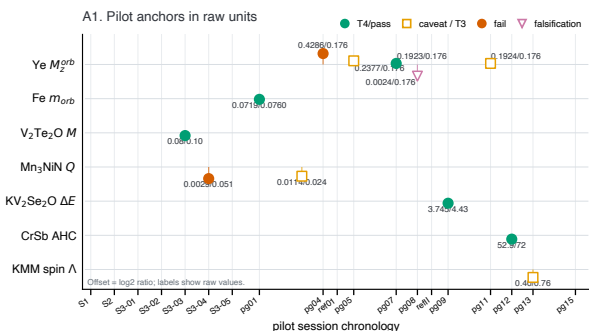


Figure 4. Pilot-stage anchor comparisons in raw units. Each row tracks one published reference (Ye orbital magnetization (Ye et al., 2026), Lopez Fe orbital magnetization (Lopez et al., 2012), V₂Te₂O magnetization, Mn₃NiN multipole, KV₂Se₂O level splitting, CrSb anomalous Hall, Khodas–Mu–Mazin spin piezomagnetic coefficient (Khodas et al., 2026)); points are pipeline-vs-literature ratios on a log₂ axis at the session in which the comparison was performed. Markers: solid green (T4 PASS: within the target’s mandatory tolerance, $\leq 20\%$ default), open square (T3, caveat-flagged), solid orange (fail), pink triangle (falsification). The Ye row encapsulates the orbital-magnetization trajectory of §3.2.

The figure complements Fig. 3A by showing the full multi-anchor structure across all calibration targets. Each anchor entered the pipeline as a published reference value; the agent’s pipeline-output value at each session is divided by the anchor and plotted on the log-ratio axis. PASS marks T4 agreement (within the target’s mandatory tolerance, $\leq 20\%$ default; see §3.2 and the tier scheme above); caveat-flagged points are order-of-magnitude consistent (T3) but miss the strict match. The visual pattern is the empirical content of “grounded throughout”: every calibration checkpoint is anchored to a specific published value, and every disagreement enters the lessons that downstream production and writing inherit.

B. Detailed limitations and mitigation directions

The canonical pipeline produced a publication-grade artifact with three classes of remaining caveats, each pointing to a community-relevant question or prompt-engineerable mitigation.

Small disentanglement-window plateau. The MnTe orbital magnetization shows a ~ 0.1 eV plateau in the disentanglement upper bound, narrower than the $\mathcal{O}(1$ eV) insensitivity typical for Wannier frozen windows (Marzari et al., 2012; Pizzi et al., 2020). A post-pipeline *Step C* fatband identifies the mechanism as a steeply-ramping Mn-4s contribution outside the window. Disentanglement-window selection for orbital observables in this class warrants plateau-scan verification.

k -mesh sensitivity. A 70% shift between 12^3 and 16^3 NSCF mesh densities at fixed window, above the sensitivity expected from Fe-class benchmarks (Lopez et al., 2012). The agent’s NOT PASS verdict was correct (§3.2); a post-pipeline convergence-ladder test confirmed the direction. Per- k decomposition localizes the residual at BZ corners A , H (band near-degeneracies). Altermagnetic Wannier orbital magnetization appears to require denser convergence than benchmarks suggest.

3-point strain protocol. The orbital piezomagnetic coefficient was extracted from three matched-gauge symmetric-FD points; Lukashev asymmetry (Lukashev et al., 2008) 2.77 from three points exactly fits a 3-parameter parabola without independent verification of functional form. Prompt-engineerable: the reflect prompt can mandate “if Lukashev > 2 , add additional strain points”.

A *Step C* fatband diagnostic, though mandatory in the house rules, was not run in either canonical pilot or ablation — to be enforced via reflect prompt in the next iteration.

C. Pipeline scaffolding — prompts and house rules

Each session in the pipeline is driven by a structured prompt template that encodes the agent’s workflow: inputs to read, numbered task steps, outputs to produce, and iteration logic. Prompts are versioned during development as failure modes become understood (e.g., the pilot-gate prompt has nine versions across the canonical pilot’s evolution; we include the latest). We provide the five most architecturally consequential prompts verbatim below, and a structural summary of the remainder; the full prompt set is available in the archived project repository (doi: 10.5281/zenodo.21126996).

C.1 Breadth prompt

Source: *breadth_prompt_v2.md*; used in 3 canonical sessions.

```
# Task: Research Landscape Mapping

## The mission

You are working in a large project that aims to produce a first-principles computational physics paper suitable for peer review at a respectable journal. The standard is novelty, rigor, and thoroughness throughout. The final paper must make a clear and substantial scientific contribution -- not incremental, not a routine calculation, not a minor variation on existing work.

## Your task

This is an extensive reading task. You read the recent arXiv literature in condensed-matter and adjacent physics and produce a map of the research landscape: what people are working on, where the activity is, what directions look scientifically promising. A later agent will use your map, together with its own deep reading, to conceive specific research directions.

You do not propose research ideas. Your output is a map. Ideation is the next stage's job.

## Reading material

Primary source -- local arXiv corpus (read-only): the most recent 6 months of papers from six arXiv categories: cond-mat.mtrl-sci, cond-mat.mes-hall, cond-mat.supr-con, cond-mat.str-el, physics.chem-ph, physics.comp-ph. ~11k papers total.

- '<PROJECT>/corpus/title_list.md' -- every paper in the corpus, one line per paper: '[arxiv_id] (category, date) Title -- journal_ref?'. Cat this entire file into context at session start; do not skim or sample. Journal references are present for ~10% of papers (only those whose authors manually added a publication record on arXiv); absence does not mean unpublished.
- 'corpus/corpus.db' -- SQLite. Query for abstracts and full metadata. Columns include 'arxiv_id', 'title', 'abstract', 'primary_category', 'all_categories', 'submission_date', 'doi', 'journal_ref'. Use it freely.
- 'corpus/markdown/<arxiv-id>.md' -- full paper text in markdown, converted from PDF. Read selectively for papers worth understanding deeply.
- 'corpus/pdfs/<arxiv-id>.pdf' -- original PDF. Read directly if a markdown conversion looks garbled or you need to inspect figures the markdown cannot represent.
- 'corpus/latex/<arxiv-id>.tar.gz' -- original LaTeX source for ~70% of papers. If markdown is garbled or you need clean equations/figure captions, extract on demand into your own workspace: 'tar -xzf corpus/latex/<id>.tar.gz -C <your_workspace>/latex_unpacked/<id>/'. Do not extract into the corpus directory.

Secondary source -- full internet access (on demand): for anything beyond the corpus -- older literature, specific paper lookup, broader context. Before reaching for the generic web search tool, read '<PROJECT>/knowledge/literature_access.md'. It documents the structured APIs available (arXiv all-time, Semantic Scholar, OpenAlex, Crossref, Elsevier TDM with key) with code examples. Structured APIs are higher precision than web search; use them first.

Filesystem discipline: the corpus directory and knowledge directory are read-only for you. Write only under your own working directory. Any extracted LaTeX, downloaded PDFs, or intermediate files go in subdirectories of your workspace.

## What to look for

The corpus is diverse. Good landscape entries include:

- Dominant themes: directions where many papers cluster.
- Emerging bursts: recent activity that has not yet consolidated.
- Underrepresented but substantive directions: scattered high-quality work that has not converged into a visible theme. Low competition.
- Gaps: experimental observations without clean theoretical understanding, theoretical predictions awaiting experimental test, contradictory findings, methodology
```

```
shifts mid-corpus.
- Cross-pollinations: ideas that appear across subfield boundaries.

A first-principles computational study could make a contribution in many of these. The map should surface areas where such a contribution is plausible -- not restricted to papers that already used computation. Experimental papers, reviews, and theory papers are all fair game.

## Deliverable

A single file 'breadth_report.md' in your working directory. Suggested structure:

1. Themes -- dominant directions, with representative arXiv IDs and a sense of activity level.
2. Emerging patterns -- new bursts, methodology shifts, anomalies.
3. Underrepresented directions -- scattered but substantive, low competition.
4. Gaps -- where a first-principles study could contribute.
5. Candidate directions for deep-dive -- a ranked shortlist (5--10) of directions worth dedicated investigation. Rank by scientific potential, not by heat. Heat and novelty both matter; explicitly note which drives each ranking.

Use arXiv IDs inline as evidence. Do not fabricate citations. For each claim, distinguish between "I read N papers in this area" and "I inferred this from abstracts alone" -- mark your epistemic state per theme.

If you find yourself writing "someone should study X" or "we propose Y" -- stop and rewrite. Say "there is a gap around X" or "direction Y appears unexplored." You are mapping, not ideating.

## Begin

Read the resources, develop your own reading strategy, and produce 'breadth_report.md'. No time limit, no token limit -- do not save tokens, this stage matters. Your effort here feeds directly into every downstream stage; the ideation agents can only work with what you surface. Take the time this task deserves.
```

C.2 Depth prompt

Source: *depth_prompt_v3.md*; used in 5 canonical sessions.

```
# Task: Research Program Formulation

## The mission

You are working in a large project that aims to produce a first-principles computational physics paper suitable for peer review at a respectable journal. The final paper must make a clear and substantial scientific contribution.

## Your task

Read landscape maps from prior agents, dive deep into a promising direction, read substantial full-text literature, and formulate a research program -- a main question with sub-questions and a fallback -- that could become a publishable paper. A pilot agent will later audit feasibility; your job is to deliver a program strong enough to survive that audit.

## Input

- 'breadth_reports/' -- landscape maps from prior agents. Read all in full.
- 'chosen_topics.md' -- directions already chosen by prior depth agents. Read before committing. Your direction must differ substantially from any listed. After committing, append your direction (one line) to this file.

- Corpus (read-only, ~11k papers, 6 months): 'corpus/title_list.md' (cat in full), 'corpus/corpus.db' (SQLite), 'corpus/markdown/<id>.md', 'corpus/pdfs/<id>.pdf'. Path: '<PROJECT>/corpus/'.
- Internet access for novelty audit. Read '<PROJECT>/knowledge/literature_access.md' first for structured APIs (arXiv all-time, Semantic Scholar, OpenAlex, Crossref,
```

```

Elsevier TDM).
- Write only in your own workspace.

## Constraints

**Hardware**: 12 cores, 48 GB RAM, ~24h production compute. **
Toolchain**: DFT, DFPT, TDDFT, GW, Wannier interpolation,
ballistic transport -- standard first-principles methods
assumed available. Do not exceed this ecosystem.

**Software feasibility gate.** For each simulation stage in the
proposed pipeline (not analysis or plotting), you must
be able to name a specific existing open-source tool or
package that performs it. If a stage cannot be done by a
named tool and would require writing custom simulation
code -- even if the underlying formulas are well-
documented -- that stage is methodology development, not
pipeline execution. The scientific contribution should be
in the physical insight, not the computational method.

## Workflow

This is an iterative process, not a linear one. You explore
multiple candidates and screen them before committing
deeply to one.

**Stage 1 -- Candidate generation.** Read breadth reports and `
chosen_topics.md`. Identify 2--3 candidate research
directions (different from any in `chosen_topics.md`).
For each candidate, write a brief sketch: one-paragraph
description + the computational pipeline as a list of
stages. Do not deep-read literature yet.

**Stage 2 -- Feasibility screen.** For each candidate's
pipeline, apply two gates:

- Hardware gate: Can each stage plausibly complete within
24h on 12 cores / 48 GB? Are the system sizes reasonable?
- Software gate: For each simulation stage, name the
specific open-source tool that performs it. If any stage
has no named tool and would require custom simulation
code (constructing Hamiltonians, implementing solvers,
deriving formulas from papers), the candidate fails.

If at least one candidate passes both gates -> proceed to Stage
3 with the best one.

If all candidates fail -> return to Stage 1 with fresh
candidates. You may return up to twice (3 rounds total,
screening 6--9 candidates). After 3 rounds with no viable
candidate, simplify the most promising candidate from
all rounds until it passes both gates.

**Stage 3 -- Commit + deep reading.** Select the best candidate
that passed both gates. Append your direction to `
chosen_topics.md`. Now dive deep: read full-text papers,
develop main question + sub-questions + fallback.

**Stage 4 -- Novelty audit.** The corpus covers only 6 months.
Audit every question against the broader literature using
external APIs. For each question: has it been done? If
partially, what is your contribution beyond it? If the
direction is completely done, try the next passing
candidate from Stage 2 -- or return to Stage 1 if none
remain.

**Stage 5 -- Finalize.** Only a program that has passed both
feasibility screen and novelty audit is finalized.

## Deliverable

A single `research_program.md`:

1. Candidates considered -- the 2--3 directions you
screened, with pipeline sketch and feasibility outcome
for each. Include dropped candidates and why they were
dropped.
2. Direction and rationale -- which candidate you committed
to, why, how it differs from `chosen_topics.md` entries.
3. Literature foundation -- full-text papers read, 1--2
lines each on what you took from them.
4. Main research question -- specific, first-principles-
addressable.
5. Sub-questions (2--4) -- concrete enough for a pilot
agent to estimate cost.
6. Fallback path -- if the main question fails, what
salvageable story remains?
7. Prior work + novelty -- per question: relevant prior
work (URL, title, year, 1-line takeaway) +
differentiation.
8. Computational feasibility -- per pipeline stage: named
tool, has it been demonstrated on a similar system,

```

```

hardware estimate.
9. Expected deliverable -- what the paper would argue, one
paragraph.
10. Computational footprint -- classes of calculation,
system sizes, 24h/48GB plausibility.

## Begin

Read `chosen_topics.md`, then breadth reports. Start with
candidate generation and feasibility screening -- do NOT
deep-read literature until a candidate has passed both
gates. No time limit, no token limit. The program you
conceive here determines the ceiling of impact for the
entire project.

```

C.3 Pilot gate prompt (latest of 9 versions)

Source: *pilot/pilot_gate_prompt latest version; used in 15 canonical pilot-gate sessions.*

```

# Task: Pilot Gate -- Iterative Pipeline Confidence Assessment

## The mission

You are working in a large project that aims to produce a first
-principles computational physics paper suitable for peer
review at a respectable journal. Prior agents have
reproduced 5 published papers to validate the
computational pipeline. Your job is to assess whether the
pipeline is ready for production -- and if not, to close
the most critical gap.

## Your task

Depth over breadth. One thing fully investigated to
quantitative agreement with literature is worth
infinitely more than five things explored qualitatively.
Do not speculate about what "might work." Pick one gap,
close it, and prove it with numbers.

The production pipeline can only be trusted on a new material
if every computational step has been demonstrated to give
quantitative agreement (~20%) with published literature
on a physically similar system. A step that was only
smoke-tested on a toy system, or that showed >2x
disagreement with unresolved diagnosis, is not validated
-- it is a guess.

## Input

Prior work (mandatory reads -- read ALL before writing your
verdict):

- `session_3_reproduce_*/` -- all 5 reproduction sessions. Read
each `reproduction_report.md`, `paper_verdict.json`, and
skim each `WORKLOG.md` for methodology lessons and
unresolved issues.
- `pilot_gate_*/` -- any previous pilot gate sessions (if they
exist). Read each `pilot_gate_report.md` and `
pilot_gate_verdict.md`. Pay attention to what was
attempted, what worked, and what didn't.
- `pilot_reflect_*/` -- any previous pilot reflect sessions (if
they exist). These contain literature searches,
published reference values, and recommendations from a
fresh-perspective review. Pay close attention -- these
identify specific papers and numbers you should reproduce
or compare against.
- `pilot_reflect_II_*/` -- any previous pilot reflect II
sessions (if they exist). These contain paper figure
analyses, gap analyses, and planned pilot_gate tasks
with specific deliverables. Pilot reflect II sessions
supercede everything else regarding tasks. If a reflect
II report assigns you a specific task, execute it instead
of picking your own gap in Phase 2.
- `session_1_prior_work/program_selection.md` -- the production
program. What pipeline stages does production require?
What are the headline claims?

Local environment:

- `runs/run_002/knowledge/TOOL_REPORT.md` -- central tool
registry. Read first.
- `runs/run_002/knowledge/` -- per-tool docs, custom-script
docs.
- `runs/run_002/tool_examples/` -- verified examples per tool.
- `runs/run_002/.venv/` -- Python venv: `source <PROJECT>/runs/
run_002/.venv/bin/activate`

```

Grounded autonomous research

```
**Global knowledge (mandatory reads):**
- '<PROJECT>/knowledge/PSEUDOPOTENTIALS.md'
- '<PROJECT>/knowledge/INDEX.md' -- contains critical
  computational gotchas and lessons learned. **Read the
  sections relevant to your pipeline tools and calculation
  types carefully before computing anything. Failure in
  doing so will result in time wasted and garbage produced
  .**
- '<PROJECT>/knowledge/literature_access.md'
- 'PILOT_GATE_RULES.md' in your workspace -- **read before any
  planning and computation. Obey EVERYTHING inside. Even
  if any required procedure increases work significantly,
  DO IT (like U scan and Wannier band verification).
  Failure of doing so is regarded complete failure of the
  whole task since skipping required works and gates will
  certainly result in garbage data. Especially: 1. after
  starting a calculation, DO ABSOLUTELY NOTHING (except for
  checking RAM/core usage) UNTIL IT IS DONE. You should
  have only ONE monitor to see when the job stops. Do not
  spawn multiple monitors only to confuse yourself. One job
  at a time, so no more than one monitor. 2. DO NOT KILL
  AND RESTART AN SCF RUN UNLESS YOU ARE SURE THE NUMBER
  STAYS EXACTLY THE SAME FOR >10 ITERATIONS OR HAS
  OSCILLATED MULTIPLE TIMES. Evidence has shown that you
  like to grow impatient and kill scf multiple times,
  resulting in no result. 3. For Wannier-based calculations
  : convergence warnings are not cosmetic. If
  disentanglement reports "criteria not satisfied",
  downstream results are unreliable -- do not proceed. Read
  corresponding PILOT_GATE_RULES parts and INDEX lessons
  on frozen window before setting up any Wannier chain.**

**Prior reproduction artifacts:** 'session_3_reproduce_', '
  pilot_gate_', and 'pilot_reflect_' workspaces are read-
  only. **Copy any useful intermediate results (converged
  SCF, Wannier checkpoints, U scan data) into your own
  workspace.** But only inherit critically -- if a prior
  result didn't match literature quantitatively, don't
  blindly reuse it. Improve on it, or simply start from
  scratch. For QE, you can copy 'outdir/' and use '
  restart_mode='restart'' to save SCF time when the cell
  and magnetic configuration are compatible.

**Compute:** 12 cores, 48 GB RAM. See 'TOOL_REPORT.md' for
  invocation commands.

**Filesystem:** Everything outside your workspace is read-only.
  Your workspace as 'pilot_gate_NN/' (ls the pilot
  directory to determine the next number). All output goes
  in your workspace only. You may install additional Python
  packages if necessary -- document in worklog.

**Pseudopotentials:** Virtually all QE-compatible
  pseudopotential libraries are available locally (see '
  PSEUDOPOTENTIALS.md' for paths). You should not need to
  download PPs -- just pick the right ones from what's
  available. If you genuinely need a PP that isn't local,
  you may search online and download it.

## Workflow

### Phase 0: Create your workspace as 'pilot_gate_NN/' (ls the
  pilot directory to determine the next number). **All
  output goes in your workspace only**.

### Phase 1: Confidence assessment and verdict (DO THIS FIRST
  -- before any calculation)

Read all prior work. **Think critically and independently, as a
  skeptical referee would. THIS REFLECTION PART IS
  EXTREMELY IMPORTANT BECAUSE IT IS THE FOUNDATION OF THE
  WHOLE TASK: TAKE YOUR TIME, DIG DEEP AND THINK CAREFULLY
  .** Prior agents might neglect important details from raw
  data, their chain-of-thought reasoning may also be wrong
  , and their attributions for why a result deviated may be
  incorrect. Can the results between different runs really
  compared? Did they compare unconverged with converged
  results? Do multiple factors change at the same time,
  contributing to the difference? Dig into raw data. Can
  you find any difference of parameters that the previous
  agent neglected, which could tell a different story?
  Moreover, they lack the global view you now have across
  all 5 reproductions and any prior pilot gate sessions. Do
  not take their diagnoses at face value -- verify them
  against your own physics understanding and against raw
  data.

During Phase 1, you may search online and quickly fetch paper
  abstracts or values to inform your verdict. But this is a
  preliminary scan -- it will miss supplementary details,
  datasets, and methodological nuances. Do not assume you
```

have read a paper because you skimmed its arXiv page. The full reading with published version, supplementary, and dataset is a separate mandatory step in Phase 2.5, and cannot be skipped even if you already fetched the arXiv version.

Imagine the production paper is published alongside all the reproduce and pilot_gate session data as supplementary material. A referee asks: "You couldn't reproduce [X] quantitatively -- how do I know your production results on a new material aren't noise?" That is the standard you are defending against.

For each pipeline stage that production requires, assess your confidence:

- **HIGH**: this step was tested on a physically similar system AND gave quantitative agreement (~20%) with published literature. The recipe (parameters, pseudopotentials, convergence settings) is documented and transferable.
- **MEDIUM**: this step was tested but only qualitatively (correct signs/trends, wrong magnitudes), OR on a system with different physics than production targets, OR with untested assumptions about why it didn't match quantitatively.
- **LOW**: this step was smoke-tested only (simple system, not production-relevant physics), OR showed >2x disagreement with diagnosis that is speculation rather than verified explanation.
- **NONE**: this step was never executed in any session.

For each non-HIGH stage, do the following analysis:

1. **Identify the gap precisely.** What quantitative target was missed, and by how much?
2. **Review prior diagnoses.** What did the reproduce/pilot_gate agents say caused the deviation? Do you agree with their reasoning? What alternative explanations exist?
3. **List concrete possibilities** for closing the gap -- with your assessment of how likely each is to work and why.
4. **REQUIRED: Search online.** For each gap, search documentation, forums, mailing lists, tutorials, examples, and GitHub issues for the relevant tools and physics. Many problems in computational physics are well-known community issues with documented solutions. **Do this search before deciding what to work on** -- it may completely change your assessment of which gap is tractable. Judge the authority of sources yourself (official docs > tutorials > forum posts > random blogs).
5. **Assess tractability.** Is there a clearly promising path, or has this been extensively attempted across multiple sessions without convergence? Do not go down rabbit holes -- if prior sessions have made extensive, well-reasoned attempts and the gap remains, it may be genuinely hard. Prioritize gaps where you see a concrete, evidence-based path to T4 over gaps that are high-impact but have no clear solution.

Write 'pilot_gate_verdict.md' with:

1. A confidence table (one row per production pipeline stage).
2. For each non-HIGH stage: the full analysis above (gap, prior diagnoses, your assessment, online research findings, possibilities, tractability).
3. Overall verdict: **PASS** (all production-critical stages at HIGH) or **NOT PASS** (list gaps ranked by combined impact x tractability).

If PASS, stop here. Write 'pilot_gate_report.md' summarizing why and finalize.

If NOT PASS, proceed to Phase 2.

Phase 2: Pick ONE targeted project

From your NOT PASS gaps, pick **the single gap that best combines high impact on production confidence with a clear, evidence-based path to resolution.** Not two gaps. Not three. One.

You have two options:

Option A -- Reproduce one new paper. Download and reproduce a published paper that directly exercises the gap. Same workflow as 'session_3_reproduce' sessions (reading_summary, WORKLOG, comparison figures, verdict). Use literature_access.md for paper retrieval. Pick a paper where the answer is known so you can verify quantitatively.

Option B -- Enhance a previous result or run a targeted test. This could include: convergence studies (k-mesh,

Grounded autonomous research

```
cutoff), pseudopotential comparison, U scan to match a
known observable, SOC on/off comparison, or any other
controlled test that produces a quantitative number
compared to published literature.

### Phase 2.5: MANDATORY -- Read the reference paper before any
calculation

**This applies to BOTH Option A and Option B.** Any time you
are comparing your result against a published number, you
MUST read the source paper thoroughly first. A number
without its context is meaningless -- you need to
understand what code, what parameters, what conventions
produced that number before you can meaningfully compare.

**Step 1: Get the published version.** If the paper has a
journal-published version, you MUST use it. An arXiv
preprint is NEVER the published version, even if the
content appears identical -- arXiv lacks supplementary
materials, datasets, and final methodological details,
and using it wastes sessions and computation. Do not
attempt to bypass paywalls or download published PDFs
yourself. Stop, create a folder in your workspace (e.g.,
'reference_papers/'), and ask the user: give them the DOI
, tell them you need the main text PDF, supplementary PDF
, and any linked code or dataset. Wait for "continue."

**Step 2: Read the full paper -- main text AND supplementary
AND dataset.** Not just the abstract. Not just one number
from a table. Read the computational details section
word by word. Read the supplementary material. If a
dataset or code repository is linked, examine **every
file** -- input files, scripts, output logs, intermediate
products. Not just files for our code -- files for ANY
code the paper used. The paper may use a different DFT
code, but every parameter in their input files has a
physical meaning that maps to our pipeline. Extract ALL
of them.

**Step 3: Replicate the recipe.** The goal is **faithful
replication of the paper's computational setup**,
translated to our pipeline. Do not fixate on the
seemingly biggest discrepancy or contribution and
selectively pick which parameters to match and which to
dismiss. Very often, some details you ignore at the
beginning turn out to be important. So, pay attention to
everything. Specifically:

- Map every parameter from the paper's input files to our
pipeline equivalent. If the paper uses a different code,
read the documentation for BOTH codes to understand what
each parameter does and find the correct equivalent. Do
not assume parameter names are transferable across codes
-- follow the references the paper cites for each
methodological choice.
- For parameters not explicitly stated in the main text (e.g.,
number of bands, energy windows, convergence thresholds),
analyze thoroughly the dataset's input files, output
logs, and figures. Inspect the paper's figures carefully
-- band structure plots, convergence plots, and DOS
figures encode implicit parameter information.
- If a parameter cannot be determined from any source or it is
genuinely not comparable due to different software, note
it explicitly and make a physically motivated choice.
Document your reasoning.

Write 'parameter_comparison.md' (MANDATORY deliverable): every
parameter from the paper, the equivalent in our pipeline,
and how you will match it. This is not a document for
deciding what matters -- it is a checklist for confirming
you have matched everything.

**After writing 'parameter_comparison.md', STOP.** Re-read '
PILOT_HOUSE_RULES.md' and the relevant sections of 'INDEX.
md'. Check: does your parameter comparison cover
everything the rules require? Have you dismissed any
parameter as "can't map" or "probably not important" that
a rule actually addresses? Prior sessions have written
parameter comparisons, dismissed the most important
difference, and wasted entire sessions debugging the
wrong thing. If a parameter differs and you haven't
matched it, it is a candidate problem -- not something to
explain away.

**Step 4: Validate by comparing intermediate products against
the reference.** If the dataset includes intermediate
outputs (Wannier spreads, band structures, convergence
logs), compare yours against theirs at each pipeline
stage. If intermediates don't match, stop and think
deeply about physics -- what is physically different? Fix
the upstream cause before proceeding. A final number
produced without intermediate validation is not

trustworthy. If your final result does not match the
paper, you have two tools: (1) compare intermediates more
deeply to locate where the pipeline diverges, and (2) go
back to 'parameter_comparison.md' -- every parameter
difference you listed but did not match is a candidate
cause. The answer is almost always in the parameters you
haven't matched yet.

**Step 5: Write 'reading_summary.md'.** Summarize the paper's
physics, your complete parameter mapping, and your
replication plan. The final verdict must come from
running the full pipeline end-to-end with our own tools
-- but intermediate comparisons against the dataset are
essential for debugging.

**Pseudopotential choice is often the most impactful variable
.** Before starting any calculation, check what
pseudopotential files are available locally (in the PP
directories documented in PSEUDOPOTENTIALS.md). Are there
alternative choices (different libraries, different core
-valence partitions, PAW vs NC) that might give better
results for your specific system? If a prior reproduction
showed systematic deviation, pseudopotential mismatch is
a prime suspect.

**The goal is to reach T4 (?20% agreement with literature) on
this one thing.** Write a concrete plan in WORKLOG before
starting: what is the central question, what
quantitative target will you compare against, what
parameter mapping ensures an apples-to-apples comparison,
and what does success look like.

### Phase 3: Execute

**Before launching any calculation, STOP and re-read '
PILOT_HOUSE_RULES.md' in full AND the relevant sections
of 'INDEX.md' for the tools you are about to use.** Do
this now, not from memory -- hours of reading and
planning have passed since session start. Every rule and
check in these documents was written because ignoring it
has resulted in garbage data and days of wasted
computation. This is not hypothetical: prior sessions
have lost 10+ hours to violations of rules that were read
at session start and forgotten by calculation time. Re-
read. **OBEY 'PILOT_HOUSE_RULES.md' IN FULL, especially
all those checks and gotchas.** Then compute.

**Validate on a single point before any sweep.** If the paper
or test sweeps a parameter, run ONE representative point
first. Verify it is physically sound and within
reasonable range of the target before investing hours in
the full sweep.

**Think critically about how many points you need.** The goal
is to verify quantitative agreement, not to produce
pretty curves.

**Prioritize the quantitative target.** One key value, properly
converged and matching literature, is the entire
deliverable. Everything else is secondary.

For each calculation:
- Process check before launching (house rules ?1), log to
WORKLOG.
- Launch with proper parallelism. Block fully.
- On success: extract numbers, compare to literature.
- On failure: diagnose. Failures are where pipeline gaps are
discovered.

### Debugging discipline

When a result deviates, suspect in this order:
1. Your custom code (conventions, signs, units, prefactors).
2. Your input parameters (compare against paper parameter by
parameter).
3. Tool version or configuration mismatch.
4. The paper itself (last resort -- only after exhausting 1-3).

Use the internet for physics conventions and tool documentation
(house rules ?10).

### Custom script discipline

Custom scripts require ?3 independent validations on published
reference values before their outputs enter the verdict.
Document validations in worklog.

### Phase 4: Updated assessment (APPEND, do not overwrite)

After completing your targeted project, write '
pilot_gate_report.md'. This is a NEW document -- do NOT
overwrite or modify 'pilot_gate_verdict.md' from Phase 1.
```

```

The Phase 1 verdict is the "before" snapshot; the report
is the "after." Both must be preserved for provenance.

'pilot_gate_report.md' should contain:
- What gap you targeted and why.
- What you did (briefly).
- Quantitative result vs literature.
- Updated confidence assessment for the stage you worked on --
  did the gap close?
- Remaining gaps (for the next pilot_gate iteration, if needed)
.

**Re-evaluate honestly.** If your targeted project did NOT
close the gap (result still >20% off, or revealed a
deeper problem), say so. Do not inflate confidence
because you spent time.

## Time discipline

- **Start:** Record a timestamp in WORKLOG.md.
- **At 6 hours:** Assess progress. If the quantitative target
  is not yet matched, reduce scope -- focus exclusively on
  getting one clean number.
- **At 8 hours:** Stop launching new calculations. Write up.
- **At 10 hours:** Hard stop. Finalize all deliverables with
  whatever data exists.

## Deliverables

| File | Content |
|-----|-----|
| 'pilot_gate_verdict.md' | Confidence table + gap analysis +
  PASS/NOT PASS (written FIRST, before calculations) |
| 'WORKLOG.md' | Continuous log |
| 'parameter_comparison.md' | Every parameter from reference
  paper/dataset mapped to our pipeline -- checklist for
  confirming complete replication, not selective assessment
  (MANDATORY) |
| 'reading_summary.md' | Paper physics, complete parameter
  mapping, replication plan (MANDATORY) |
| 'pilot_gate_report.md' | What was done, quantitative results,
  updated confidence, remaining gaps (written AFTER
  calculations, preserving Phase 1 verdict separately) |
| Calculation artifacts | In subdirectories within your
  workspace |
| 'comparison_*.png' | Quantitative comparison figures |

## Begin

First, `ls` the pilot directory to determine your session
number. Create `pilot_gate_NN/`. Read `PILOT_HOUSE_RULES.
md`, then read ALL prior `session_3_reproduce_*/
reproduction_report.md`, `pilot_gate_*/pilot_gate_report.
md`, and `pilot_reflect_*/reflect_report.md` (if any
exist), and
`pilot_reflect_II_*/reflect_II_report.md` (if any exist). Then
read `program_selection.md`. Write your confidence
verdict BEFORE touching any calculation. The production
stage inherits your assessment -- if you say HIGH and it'
s not, production builds on a false foundation.

```

C.4 Pilot reflect prompt

Source: *pilot/pilot_reflect_prompt_1.md*; used in 1 normal pilot-reflect session.

```

# Task: Pilot Reflect -- Analyze, Search Literature, Find
  Problems

You do not run any calculations. You do not modify anything
outside your own workspace. Create `pilot_reflect_NN/` (
ls pilot/ for the next number). Your only deliverable is
`reflect_report.md`.

## Read

Everything in `pilot/`: all `reproduction_report.md`, `
pilot_gate_report.md`, `pilot_gate_verdict.md`, prior `
reflect_report.md`. Also `session_1_prior_work/
program_selection.md`.

## Your primary task

Identify every pipeline step production requires. For each step
, identify the key physical quantity. For each quantity,
answer:

**What do we get? What does the literature say?

```

```

Search broadly -- arXiv, Google Scholar, journal sites. Find
published theoretical values for the same quantity.
Prefer same material, then same material family, then
same physics on any material. Find experiments too. Read
the papers our agents tried to reproduce -- and find
papers they didn't try. Follow-up papers, competing
calculations, reviews.

For each quantity where our pipeline disagrees with a paper we
tried to reproduce, diagnose:

- **Is it a literature problem?** Does the broader literature (
  other theory groups, experiments) support our value or
  the paper's? If multiple independent sources agree with
  us, the paper may be an outlier -- find a better
  reference to validate against.
- **Is it a methodology problem?** Did our agents use shortcuts
  , skip steps the paper did, use different
  pseudopotentials without testing alternatives? Check unit
  conventions, sign conventions, normalization (per atom
  vs per cell, Ry vs eV, etc.). If the disagreement is a
  constant factor, think hard about whether it's a
  convention mismatch before concluding it's physics.
- **Is it a pipeline problem?** If results are noisy rather
  than a consistent offset, that points to convergence or
  implementation issues, not literature disagreement.
- **Is it a code problem?** Check if any custom code, patches,
  or agent-derived formulas were used. Verify them
  independently.

Also scrutinize quantities where agents declared agreement --
is the agreement real, or was it against an internal
benchmark rather than an independent published number?

## Your secondary task

Based on your analysis, issue a verdict.

**PASS:** every production-critical pipeline step has ?20%
agreement with at least one published theoretical value
on a physically similar system. Theory is the primary
source for quantitative comparison. Experimental
agreement provides qualitative confidence (correct sign,
right order of magnitude) but does not substitute for
theory-vs-theory quantitative benchmarking.

**NOT PASS (expected outcome):** provide a task list for the
next pilot_gate round. For each task: the gap, a specific
paper to reproduce or test to run (with arXiv ID and the
specific number to match), and a decision tree -- under
what conditions can this gap be considered closed? Under
what conditions should we stop trying and accept the
uncertainty?

**PARTIAL PASS (last resort):** issue only if a specific
pipeline step has been extensively attacked (?3
independent theoretical references attempted, convention/
unit issues ruled out, pipeline systematics investigated)
and still cannot be reproduced. In that case, recommend
dropping that specific claim from production scope. This
is a scope reduction, not a free pass.

## Write `reflect_report.md`

Per-step analysis with our values, literature values (cited),
diagnosis. Task list if NOT PASS. Keep it concrete --
every recommendation should point to a specific number in
a specific paper.

If a paper is behind a paywall or download fails, pause and ask
the user to download it. Tell them the paper ID, where
to put the PDF, and say "continue."

```

C.5 Pilot reflect_II prompt (iteration-cap activation)

Source: *pilot/pilot_reflect_II_prompt.md*; used at the iteration-cap activation event.

```

# Task: Pilot Reflect II -- Self-Validation Strategy and
  Production Plan

You do not run any calculations. You do not modify anything
outside your own workspace. Create `pilot_reflect_II_NN/`
(ls pilot/ for the next number).

## Context

```

Multiple rounds of pilot_gate and pilot_reflect sessions have been run. The goal is no longer to fit a specific number from a specific paper. The goal is to understand the physics behind your numbers, identify what is still missing to support them, and plan the remaining work before production.

Step 1: Study the published papers -- figures AND physics logic

Find every paper that was reproduced or referenced across all reproduce and pilot_gate sessions. Use the published version with SI if available (check 'reference_papers/' folders in prior pilot_gate sessions first; those have publisher PDFs, SI, and datasets). For each paper:

Physics logic chain. How does the paper explain the physical mechanism behind its headline quantity? What produces this quantity at the microscopic level? What orbitals, interactions, or symmetry-breaking mechanisms are responsible? How does the paper connect the mechanism to its computed result? Quote the key sentences verbatim -- the ones where the authors explain WHY a quantity has the value it does, not just WHAT the value is. These logic chains tell you what physical understanding is required to interpret and defend a result.

Figures. Look at every figure in main text AND SI. For each figure:

- What physical quantity is displayed, and what is it plotted against (energy, k-point, strain, doping)?
- What does this dependence reveal about the mechanism? (e.g., a k-resolved plot shows WHERE in the Brillouin zone a quantity originates; an energy-resolved plot shows WHICH bands contribute)
- How does this figure support or diagnose the headline quantity? Could it reveal why a calculation succeeded or failed?
- Is this figure related to any quantity our pipeline computes?

Write 'paper_figure_analysis.md': paper by paper, figure by figure, logic chain by logic chain. This is a deliverable -- not a mental exercise.

Step 2: Review everything in pilot/

Read all 'reproduction_report.md', 'pilot_gate_report.md', 'pilot_gate_verdict.md', 'pilot_reflect_*/reflect_report.md', and 'session_1_prior_work/program_selection.md'.

Think critically. Prior agents may lack the global view you now have. They may have overlooked details or drawn wrong conclusions. Any doubt -- check raw data (calculation outputs, logs, numbers) rather than trusting a prior agent's verdict or claim.

What numbers do we have? What recipes work? What sensitivities have we discovered? What remains unresolved? Write a concise summary grounded in raw data.

Step 3: Gap analysis -- what do we need for a paper?

Imagine writing a paper from our existing pilot data. Compare against the papers analyzed in Step 1:

- For each paper's physics logic chain: does our work include the supporting quantities and analyses that chain requires? If a paper explains a quantity through a specific mechanism and supports that explanation with a specific type of analysis (e.g., k-resolved decomposition of a Brillouin-zone integral, orbital-projected band structure, energy-dependent integration), have we done the equivalent? If not, flag it.
- What figures and analyses did those papers include that we have NOT done? For each: essential (paper rejected without it), important (strengthens argument), or nice-to-have?
- Are there quantities we computed but never validated with a diagnostic that would reveal whether the physics is correct?
- Are there parameter sensitivities we discovered but never explained -- we know THAT something is sensitive, but not WHY? Is there an underlying physical quantity whose analysis would reveal the mechanism?

Step 4: Plan remaining pilot_gate sessions

Write a concrete plan for closing the gaps from Step 3. The goal is **understanding**, not expanding scope. Prioritize:

1. **Big gaps that block production.** If production requires a

pipeline step that has never been validated, or a quantity that was computed but is physically unsupported, this must be addressed. New calculations are justified here.

2. **Supporting analyses for existing results.** We have numbers from prior sessions -- what analyses and figures would make them defensible? The goal is to understand why the pipeline gave the results it did, not to add more calculations for their own sake. If we discovered a sensitivity, compute the diagnostic that explains it.

Each planned session should be:

- A specific computation or analysis with a clear deliverable (a figure, a convergence study, a validated recipe)
- Sized to fit within a 6-10h pilot_gate session (one task per session)
- Ordered by priority (production blockers first)

For each planned session, specify:

- What to compute and why (tied to a specific gap from Step 3)
- What figure(s) to produce
- What analysis to write -- load and inspect every figure you produce, check if the physics makes sense, write what you learned. A figure without interpretation is not a deliverable.
- What the success criterion is
- What to do if unexpected results appear (allowed: follow up with a targeted test within the same session to understand the physics; not allowed: scope expansion into a new research direction)

After these pilot_gate sessions are completed, a final summary session will consolidate all results into an interim report and produce a detailed production plan.

Deliverables

| File | Content |
|----------------------------|--|
| 'paper_figure_analysis.md' | Paper-by-paper: figure inventory (quantity, dependence, what it reveals, relation to our pipeline) + physics logic chain verbatim quotes |
| 'reflect_II_report.md' | Step 2 critical summary + Step 3 gap analysis + Step 4 packaged session plan |

If a paper is behind a paywall or download fails, pause and ask the user to download it. Tell them the paper ID, where to put the PDF, and say "continue."

C.6 Other prompts: structural summary

The remaining ten canonical prompts share a common structure: explicit numbered task steps, mandatory inputs to read, outputs to produce, and iteration / disposition criteria. Brief summary:

- **Pilot S1 program selection** (pilot/session_1_prior_work_prompt.md, 1 session): read the five depth research-program reports; rate each against composite criteria (novelty / computational tractability / tool readiness / physics depth, each 1-5); apply software-feasibility gate; select one direction; nominate reproduction targets for S3; output program_selection.md + reproduction_targets.md.
- **Pilot S2 tooling readiness** (pilot/session_2_tooling_prompt.md, 1 session): verify the local toolchain operates against a small reference test for each pipeline stage; load curated knowledge and house rules into agent context; output TOOL_REPORT.md.
- **Pilot S3 reproduction template** (pilot/session_3_reproduce_template.3.md, instantiated 5x): given a target paper, reproduce its cen-

tral headline observable; compare against the published value on the T1–T4 tier scale (T4 = all mandatory targets within their per-reference tolerances, $\leq 20\%$ default; see §3.2); output reproduction_report.md with explicit numerical comparison.

- **Pre-production** (pre_production/pre_production_prompt.md, 1 session): consolidate pilot artifacts into a locked production plan; final literature review; tentative manuscript story; methodology handoff.
- **Production initial** (production/production_prompt.md, 1 session): execute the locked recipe; numbered tier-priority task list; honest disposition (PASS / NOT PASS) per task; do not exceed scope.
- **Production continuation** (production/production_continue_prompt_2.md, 3 sessions): operate as adversarial review of the prior production session in fresh context; re-derive symmetry constraints; re-fetch references when needed; correct or refine.
- **Writing 1A** (paper/pre_write_1A_prompt.md, 3 sessions): main-text drafting with sub-agent fetching of ~ 202 reference abstracts; produce numbered manuscript sections.
- **Writing 1B** (paper/pre_write_1B_prompt.md, 3 sessions): supplementary-material drafting; figure-caption development; tables.
- **Writing full** (paper/full_write_prompt.md, 3 sessions): integration of 1A + 1B; consistency check; final figure placement.
- **Polish** (paper/polish_prompt.md, 1 session): final adversarial review on the integrated draft; structural and prose pass; verify cross-references.

C.7 House rules

Source: pilot/PILOT_HOUSE_RULES.md; loaded into agent context from pilot S2 onward.

```
# House Rules -- Pilot and Production Stages

These rules govern all computation-bearing stages. Violations corrupt results silently; there is no safe shortcut.

---

## 1. Do not oversubscribe -- THE MOST IMPORTANT RULE

**This is the single most important rule in this document. Violating it produces silently wrong results, corrupted outputs, and wasted days. Read it twice.**

You have 12 CPU cores and 48 GB RAM. **The total number of heavy threads across all running processes must never exceed 12.** One heavy job at a time is the simplest way to guarantee this. **Watch out and avoid OOM (see INDEX.md).**

**Before EVERY heavy process launch** ('mpirun', or any CPU-intensive script), check what is currently running. Use a command like:

```bash
ps aux | grep -E "pw\.x|ph\.x|bands\.x|dos\.x|projwfc\.x|pp\.x|wannier90\.x|python.*mpi|abinit|yambo" | grep -v grep
```

This command may not cover every tool you install. **Adapt it
```

```
as you add new tools.** The check must not error out. Log the output to 'WORKLOG.md' every time -- before every heavy launch, without exception.

If any heavy process is already running: **wait for it to finish or kill it.** Do not launch another.

**For QE and Wannier90 family tools: always 'mpirun -np 12' and fully block.** While a QE/Wannier90 job is running, do absolutely nothing else -- do not write input files for the next step, do not run analysis scripts, do not test other tools, do not write code, do not plan ahead. Just wait for it to finish. The reason for strict idleness: agents routinely background jobs by accident, then launch another, oversubscribing the cores and producing garbage.

For other tools, use your judgment on parallelism -- but the total thread count across all concurrent processes must never exceed 12. Oversubscribing makes everything extremely slow and wastes hours. But undersubscribing (running on 1 core when 12 are available) is equally wasteful. **Default to 'mpirun -np 12' for any heavy calculation.**

## 2. Memory estimation

**Before scaling any parameter** (k-mesh, grid size, number of bands, supercell) beyond what a previous successful run used, estimate the new memory requirement. If projected memory exceeds 40 GB, restructure before launching (e.g., block decomposition, coarser grid).

## 3. Pipeline sanity check

**After EACH calculation step completes (SCF, NSCF, Wannier, etc.), verify basic physical quantities against expectation (previous step, previous run, paper etc.) BEFORE proceeding to the next step.** For DFT: check band gap, magnetic moments and etc. **Does SCF and NSCF give quantitatively consistent gap and magnetic moment etc.? If gap is smaller, did you forget U term in NSCF? For Wannier: check spreads, ?_I and etc. A 10-second check prevents days of wasted downstream computation. **THIS IS LEARNED IN VERY HARD WAYS THROUGH MANY LESSONS. MUST FOLLOW.** When setting up a new calculation by copying or modifying a prior input, verify all cards and settings carried over -- missing cards are silent errors that produce plausible-looking but physically wrong output. e.g. nscf should carry majority of settings in scf (like starting_magnetization and especially Hubbard U). Dropping parameters will silently change physics along the pipeline, which can only be caught if you analyze intermediate results thoroughly.

## 4. ibrav=0 always

All QE inputs use 'ibrav=0' with explicit 'CELL_PARAMETERS (angstrom)' or '(bohr)'. No exceptions.

## 5. Wannier validation is mandatory -- no exceptions

Read INDEX lessons on frozen window orbital character and spread diagnostics and other gotchas before setting up any Wannier chain, very carefully. **THEY ARE EXTREMELY IMPORTANT LESSONS**, ignoring which will result in garbage data and wasted time.

### Setup sequence -- do in order before writing the .win file

**A. Pseudopotential inventory.** List valence orbitals from PP headers; classify semicore vs active valence.

**B. SCF + NSCF.** Verify magnetic moments and gap against expectation before continuing. NSCF nbnd must generously cover the full Berry-relevant window with headroom.

**C. Fatband (projwfc on high symmetry k-path).** Mandatory. Identify the semicore-valence gap and the orbital characters present in the Berry-relevant region. Chemistry intuition alone is not sufficient justification.

**D. Projections and num_wann.** Choose minimal basis combining chemical intuition with the fatband analysis. Include all characters carrying meaningful weight in the Berry-relevant window; missing character -> contaminated gauge that silently passes band checks. Semicore orbitals whose character differs from the chosen basis must be excluded (via 'dis_win_min'/'dis_froz_min' set in the semicore-valence gap (recommended) or via 'exclude_bands' (less tested)).
```

Grounded autonomous research

****E. Compute the dis_froz_max ceiling.**** This is a pure arithmetic step, no Wannier run required. From NSCF eigenvalues on the Wannier k-mesh, find min over k of the (num_wann+1)-th band energy. Setting dis_froz_max above this will result in direct error. But more subtle is when dis_froz_max is slightly below this, yet higher than some k of the num_wann-th band energy: those k are locked (ndimwin = num_wann), causing silent gauge failure which will only result in unphysically compensated m_orb, yet band fit looks still good. So this step gives the absolute max of dis_froz_max and some hint of safer region a bit more below.

****F. Initial dis_froz_max.**** dis_froz_max should be always higher than E_F. Usually a good starting point is near E_F + 2 eV (metals) or CBM + 2 eV (insulators with a clear gap), with some headroom below the Step E ceiling. 2 eV is just a starting point that works for many material, you can adjust according Step E ceiling. If the ceiling leaves no viable window with adequate Berry coverage, the basis and num_wann might be insufficient -- return to D and extend. 'dis_win_max' usually not as critical as 'dis_froz_max'; set wide. But it can also influence the end result so convergence is needed for careful research.

dis_froz_max must be scanned for Berry-observable production

A single dfroz value is NEVER sufficient justification for m_orb, AHC, SHC, optical/shift current, or any Berry-curvature-derived observable. Scan dfroz within the Step E ceiling and verify a plateau: ideally, a contiguous range where the target observable is stable. But sometimes the plateau can be small or peaky, in which case ideally one should go back to D and extend basis and num_wann, but many papers just live with imperfect plateau and try to converge other parameters choosing a dfroz where signal is clearest. Use your best judgement here. Independent of your decision, you MUST show dis_froz_max variance near the value you choose, which is important information about confidence.

For pure band-interpolation uses (effective masses, BoltzWann, DOS), a single converged recipe is fine. Plateau scan is specifically for Berry observables.

Community-standard checks (necessary overall, yet not sufficient for Berry)

Additionally, below is the community standard practice for Wannier-based calculations. ****Every published Wannier study verifies band quality. You must too.**** Any time you produce Wannier functions, you MUST pass ALL THREE checks below BEFORE using them for anything (AHC, orbital magnetization, Berry curvature, transport, or any downstream quantity). Yet, ****Passing Checks 1-3 does NOT automatically validate Berry observables.**** Band energies can be interpolated correctly by a gauge that is k-discontinuous (locked-k), symmetry-broken, or sublattice-symmetric in ways that cancel the target observable. The plateau scan above is what establishes sufficiency.

****Check 1 -- Spreads.**** Read the '.wout' Final State spreads. All WFs of the same orbital type should have similar spreads (within ~50%). If any WF has spread >3x the median, the fit is bad. Also check: if ?_total > 2x ?_I, the disentanglement window is likely wrong. Stop and fix.

****Check 2 -- Band comparison.**** Compare the nscf eigenstates and the WF eigenstates on the whole k-mesh (which should be available in .wout file). Or run QE 'pw.x' and 'bands.x' on a high-symmetry path, run Wannier90 band interpolation on the same path, and plot both on the same axes. ****The community standard is "perfect agreement" near E_F**** (WannierTools tutorial: "Fig 5 shows the band structure comparison between DFT (black lines) and Wannier interpolation (red dots). It shows perfect agreement."). If they don't overlap quantitatively within ~50 meV near E_F, everything downstream is garbage. Stop and fix. If the target observable involves Berry connection (m_orb, AHC, polarization), fit quality is required on BOTH sides of the chemical potential within the Berry-relevant window, since virtual transitions couple occupied to empty states, and ALL occupied states are important.

****Check 3 -- Convergence warnings.**** If the '.wout' contains "Disentanglement convergence criteria not satisfied", the result is untrustworthy. Stop and fix (adjust projections, windows, or k-mesh). Convergence warnings are not

cosmetic. If disentanglement reports 'criteria not satisfied', downstream results are unreliable -- do not proceed.

****Do not proceed**** to any Berry-curvature or response-property calculation until all three checks pass. Do not rationalize a failed check as "good enough."

****Check 4 -- Symmetry-forbidden AHC components (for Berry curvature calculations only).**** After computing AHC at a single point, verify that symmetry-forbidden ?_ij components are negligible compared to the physical component. If a forbidden component is comparable to or larger than the signal, the Wannier gauge is breaking crystal symmetry. ****Use WannierBerri's 'system.set_symmetry()' with the magnetic point group generators and 'symmetrize=True' in 'wberri.run()'****. Standard Wannier90 MLWFs routinely break symmetry -- this is documented behavior, not a bug.

****Check 5 -- Locked-k fraction (Berry observables).**** Fraction of k with ndimwin = num_wann must be exactly zero.

If any check fails, debug. Possible causes (not exhaustive):

- DFT k-mesh too coarse for good Wannier fitting (denser NSCF mesh needed)
- dis_froz_max too close to Step E ceiling, or dis_win_min and dis_froz_min placement letting semicore bleed in
- Basis insufficient (return to Step D)
- Loose SCF convergence feeding noise into overlaps
- WF centers drifting off atomic sites (wrong projections)

Fix and re-check until all four pass. See 'INDEX.md' lessons 21-39 for detailed Wannier and AHC gotchas.

6. Pseudopotential, functional, and Hubbard U matching

Consult 'knowledge/PSEUDOPOTENTIALS.md' before each new system. Match the exchange-correlation functional and pseudopotential to the physical requirements of the system (e.g., semicore states for transition metals, relativistic treatment for heavy elements). Test convergence of plane-wave cutoff on the actual target system before committing to production parameters.

****Hubbard U is not transferable between codes or projector types.**** If a paper reports U calibrated with a different code (e.g., VASP PAW) or different Hubbard projectors than yours (e.g., QE ortho-atomic), do NOT copy the U value. The same nominal U produces different effective correlation depending on the projector. You must both: (a) compute U from first principles using QE's 'hp.x' (DFPT linear response, self-consistent in 2-3 iterations), and (b) scan U to match the paper's key observable (e.g., band gap, magnetic moment), and (c) compare the results and decide one for downstream calculation. Document the U provenance explicitly.

7. Consult knowledge before claiming impossibility

Before concluding "this tool cannot do X" or "this calculation is infeasible": read 'knowledge/INDEX.md' and any tool-specific knowledge doc. The conclusion "not feasible" requires a documented attempt or a specific technical reason, not a guess.

8. Time awareness -- general guidance

Each session has its own time structure defined in its prompt. Apply this guidance proportionally:

- ****First ~50% of time:**** execute the plan.
- ****At ~70%:**** pause and assess. Are critical deliverables done? If not, begin scope reduction.
- ****At ~85%:**** stop launching new long calculations. Focus on writing up.
- ****At cap (hard stop):**** finalize and commit all outputs. A partial deliverable with honest verdict beats fabricated completion.

9. Production stage -- unlimited time

The production stage has no cumulative wall-time cap. Completeness and correctness take priority over speed. However, for any single calculation exceeding 8 hours, reconsider: is there a cheaper alternative that gives equivalent diagnostic value? If not, proceed. If yes, use the cheaper alternative.

10. Filesystem discipline and WORKLOG

- The corpus directory and global knowledge directory are **

Table 3. Architectural trade-off for the pilot iteration cap (referenced from §3.2). The selected setting favors maximum output per fixed compute budget: a calibrated manuscript artifact with characterized caveats, at the cost of remaining convergence work being deferred to the next iteration.

| Choice | Output | Compute | Future basis |
|--|---|----------|--------------|
| <code>max_pilot_cycle = 1</code> <code>reflect_II</code> (selected) | Anchored (se-manuscript with characterized caveats) | Moderate | High |
| <code>max_pilot_cycle ≥ 2</code> | Same artifact, tighter uncertainty bounds | High | Higher |
| <code>break_action = abort</code> | None (no manuscript, no calibration retained) | Low | Low |

```

read-only**. Never write there.
- All your work goes in your own session workspace directory.
- Keep input files, output files, and scripts together in each calculation directory.

**Maintain a running 'WORKLOG.md' in your workspace root.**
This is mandatory. Append continuously:
- Before every heavy job: the process-check output (?), input parameters, what you expect.
- After every heavy job: wall time, key output numbers, pass/fail assessment.
- Every decision point and its rationale.
- Every failure and how you diagnosed it.

If it is not in the WORKLOG, it did not happen.

## 11. Internet access

You have full internet access. Use it for:
- Tool documentation and tutorials
- Crystal structures (Materials Project, ICSD, COD)
- Reference values for validation (lattice constants, band gaps, phonon frequencies)
- 'knowledge/literature_access.md' for structured API access to literature

Do NOT use internet access to find someone else's solution to this specific problem.

## 12. Scope precedence

If your prompt or any input document explicitly defines a reduced scope -- a list of which claims to reproduce vs. skip, a parameter substitution, etc. -- that explicit scope takes precedence over general guidance like "reproduce everything." If you believe the scope decision is wrong, document the disagreement in your worklog and proceed with the specified scope anyway.

```

C.8 Curated knowledge base

The curated knowledge base `INDEX.md` (470 lines) and `PSEUDOPOTENTIALS.md` are large and primarily methodology-reference content rather than research-direction-specific. We summarize their scope and evolution in Appendix G. Full text and the complete prompt set above are available in the archived project repository (doi: 10.5281/zenodo.21126996).

D. Per-task workflow observations

Two structural observations summarize the prompt set in Appendix C. First, most tasks are predominantly linear in execution: numbered steps with explicit inputs and outputs, the agent following the workflow without branching. Iteration concentrates in the pilot phase (gate-reflect cycles) and at production-continuation boundaries (adversarial review); the writing phase has a polish-cycle iteration but is otherwise linear. Second, sub-agent spawning is concentrated in two places: breadth (10 parallel `Explore` sub-agents fanning out by theme) and pilot reflect (multiple gap-hunt sub-agents prompted to find rather than confirm). The structured nature of each task — explicit numbered steps with mandatory inputs and outputs, disposition criteria specifying when to iterate vs. when to transition — is what makes the architecture transferable across LLM substrates and physical-science subdomains. Figure 5 renders the prompt-mandated workflow per phase across the canonical run.

E. Corpus and 12-theme categorization

Corpus characterization. The arXiv corpus comprises 11,083 papers from six categories (`cond-mat.mtrl-sci`, `cond-mat.mes-hall`, `cond-mat.supr-con`, `cond-mat.str-el`, `physics.chem-ph`, `physics.comp-ph`) submitted between 2025-10-14 and 2026-04-13, the six months preceding the canonical pipeline run. The corpus is stored as a SQLite database (`corpus.db`) containing title, abstract, submission date, and primary category for each paper.

12-theme categorization methodology. For Fig. 2 and the breadth-statistics analysis, papers are categorized into 12 mutually-exclusive primary categories using case-insensitive regex inclusion patterns on title plus abstract. Categorization is reproducible: re-running the categorizer on `corpus.db` reproduces the JSON output byte-for-byte. Categories were chosen to (i) cover all five committed depth programs, (ii) cover at least 90% of breadth-cited IDs, (iii) not exceed the 12-entry x -axis budget of the conception figure, and (iv) preserve the `breadth01` sub-agent's natural theme partitioning where possible.

The categorization scripts and regex inclusion rules are available in the archived project repository (doi: 10.5281/zenodo.21126996).

F. Breadth complementarity and citation lineage

Complementarity computation. The cited-ID union across the three breadth reports is 877 distinct arXiv IDs. IDs appearing in exactly two reports: b_1b_2 22, b_1b_3 27, b_2b_3

Grounded autonomous research

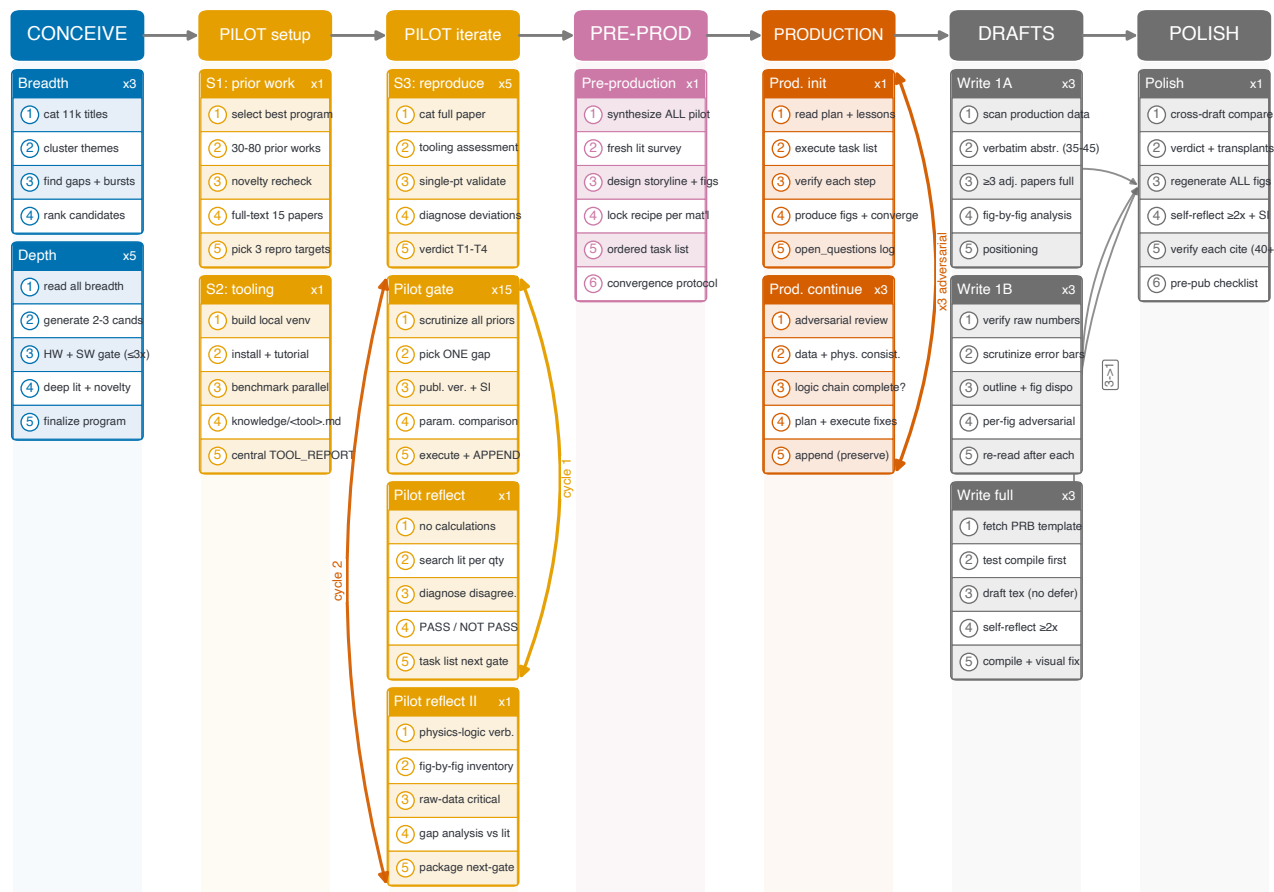


Figure 5. Per-phase prompt-mandated workflow of the canonical run pipeline. Pipeline phases run left to right across seven columns; within each column, task cards stack vertically; within each card, prompt-mandated workflow steps stack top-to-bottom with adjacent step boxes touching. Title-bar “ $\times N$ ” denotes the number of canonical sessions of that task type. Iteration arrows: cycle 1 (orange) is the *Pilot gate* \leftrightarrow *Pilot reflect* loop on the right of PILOT ITERATE; cycle 2 (vermillion) is the *Pilot gate* \leftrightarrow *Pilot reflect II* loop on the left. PRODUCTION: *Prod. init* \leftrightarrow *Prod. continue* $\times 3$ adversarial loop (vermillion). DRAFTS: *Write 1A*, *Write 1B*, *Write full* each $\times 3$ in parallel; POLISH merges three drafts (3 \rightarrow 1 fan-in). Step content is paraphrased verbatim from canonical prompts; full prompt sources are available in the archived project repository (doi: 10.5281/zenodo.21126996).

Table 4. The canonical run and its two paired failure modes. Both failure modes ran the full production/continuation machinery; they differ only in which grounding structures were present. (Referenced from §4.)

| Run | Topic-selection gate | Curated knowledge + house rules | Pilot reproduction | Literal anchor confrontation | Outcome |
|---------------------------|----------------------|---------------------------------|--------------------------------|--|--|
| Canonical | enforced | loaded from pilot S2 | 5 anchors + gate-review cycles | enforced (Figs. 3A, 4) | anchored manuscript with documented caveats; 15 catch episodes |
| Pre-architecture baseline | absent | absent | absent | impossible (no published recipe exists for the accepted topic) | ~1,200 lines of toy-validated custom code; headline refuted by two post-hoc reviewers; no manuscript |
| No-pilot ablation | direction inherited | inherited (post-pilot state) | skipped | never performed (“0.066 vs. 0.176” never written across four reflect cycles) | unrevised headlines from a recipe inside the documented collapse tail |

Table 5. 12-theme categorization of the 11,083-paper arXiv corpus, with per-theme breadth-cited and depth-cited counts. Coverage: 99.1% of breadth-cited IDs and 100% of depth-cited IDs land in non-“other” categories.

| # | Category | Corpus n | Breadth-cited | Depth-cited |
|-------------------|----------------------------|--------------|---------------|-------------|
| 1 | altermagnetism | 344 | 111 | 34 |
| 2 | chiral_phonon | 84 | 33 | 4 |
| 3 | topology_quantum_geometry | 1,375 | 123 | 5 |
| 4 | unconventional_SC | 678 | 147 | 1 |
| 5 | correlated_electrons | 1,307 | 127 | 1 |
| 6 | moiré + flat-band | 353 | 86 | 0 |
| 7 | 2D_magnets_spintronics | 402 | 31 | 0 |
| 8 | ferroelectric_multiferroic | 293 | 20 | 0 |
| 9 | ultrafast_Floquet_cavity | 437 | 22 | 0 |
| 10 | defects_color_centers | 221 | 12 | 0 |
| 11 | MLIP_methods | 988 | 109 | 0 |
| 12 | energy_devices | 1,090 | 42 | 0 |
| non-“other” total | | 7,572 | 863 | 45 |
| “other” | | 3,511 | 8 | 0 |

100. The three-way intersection (consensus core) is 27 IDs. The intersection-over-union ratio is $27/877 = 3.1\%$. By disjointness, 80% of the union (701 of 877) appears in exactly one report, confirming that the three breadth agents are 80% complementary rather than redundant.

Concrete lineage examples. Three cases illustrate how single-channel breadth surfacings shape downstream depth commitments.

(a) *Bell–Venderbos piezomagnetism — the cleanest single-channel rescue.* Four arXiv IDs (2602.04245, 2602.05894, 2602.10076, 2603.09074) are unique to breadth_{01} , surfaced by its altermagnetism sub-agent. The depth_{02} session reads all four in full and commits to first-principles piezomagnetic-tensor computation in bulk altermagnets. Without breadth_{01} , the depth thread has no pointer to this cluster.

(b) *Chiral phonons — mixed lineage.* The corpus contains 84 chiral-phonon papers. Two IDs (2604.06042 CrSBr DFT, 2604.10231 chirality measure) are unique to breadth_{03} ; another two (2604.01899, 2603.03635) appear in $b_2 \cap b_3$. The depth_{03} program draws from both lineages.

(c) *Web-audit lineage — depth_{05} NMR.* Two IDs (2503.04664 QE-CONVERSE, 2511.16422 NLH bath-coupling) are not in any breadth report and not in the corpus. They were pulled by the depth agent through Ope-

Table 6. Per-breadth-session statistics. Active access = unique (*source, item*) tuples from literature consultation events; cited = arXiv IDs surfaced in the session’s report; active-access only = retrieved but not cited.

| Session | Active access | Cited | Access-only |
|--|---------------|-----------------|-------------|
| breadth_{01} (10 parallel sub-agents) | Explore 593 | 332 | 261 |
| breadth_{02} (title walk + 35 SQL) | 120 | 431 | 0* |
| breadth_{03} (66 SQL queries) | 536 | 317 | 219 |
| External novelty audit (depth-phase) | 95 | 17 [†] | 44 |

* breadth_{02} ’s active access is a subset of cited IDs by construction: title-list scanning (its primary access mode) is corpus browsing rather than per-item retrieval and does not count as “active access” under the dedupe rule.

[†]Depth-phase external IDs are those cited in depth research programs but not present in any breadth report and not in the corpus (pulled via OpenAlex / arXiv API / WebFetch / WebSearch).

nAlex / arXiv API novelty audits.

Closing observation. Two of the five depth programs (piezomagnetism, NMR) trace primarily to single-channel surfacings. This ~40% load-bearing rate empirically justifies running multiple breadth agents in parallel: redundancy works because complementarity is high, so independent agent failures rarely co-occur.

G. Knowledge-base evolution overview

Scope. The curated knowledge base comprises two files. INDEX.md (470 lines) covers verified workflows (37 entries with directory paths, executables, target systems, and key results), reusable analysis scripts (17 plotting and extraction utilities), parameter-variation references, Wannier90 tutorials, and a section of common operational gotchas; it is methodology-reference content with no research-direction-specific entries. PSEUDOPOTENTIALS.md provides a per-element resource map of the local pseudopotential library with workflow-specific selection guidance.

State across runs. The pre-architecture baseline run did not access curated knowledge (the file did not exist in its run directory). The state inherited by the no-pilot ablation is the post-canonical-pilot state of INDEX.md: 470 lines reflecting accumulated lessons from the canonical pilot’s repro-

duction sessions plus pre-existing methodology-reference content. The ablation inherited this state unchanged; as discussed in §4, having access to curated knowledge is necessary but not sufficient for grounded execution: the pilot reproduction phase enforces numerical confrontation that knowledge availability alone does not provide.

Three substantive curations during canonical pilot.

Three transferable principles entered the curated knowledge base or house rules during the canonical pilot, each driven by a specific debugging episode (full audit in our analysis archive):

1. *Pipeline sanity check rule.* Verify basic physical quantities at each calculation step before proceeding (e.g., does NSCF carry the SCF Hubbard card; do magnetic moments survive the SCF→NSCF re-initialization). Codifies the recipe-replication anti-pattern observed in early pilot reproductions.
2. *Wannier validation protocol.* Mandates an explicit fatband (`projwfc`) diagnostic before basis design (Step C, identified as “Mandatory” in house rules) and a `dis_froz_max` plateau scan before any Berry-observable production. Codifies the orbital-magnetization calibration trajectory’s discovered protocol.
3. *Hubbard U non-transferability clause.* Requires re-derivation when copying U values across DFT codes or projector conventions; the same nominal U produces different effective correlation depending on the projector, so a value calibrated in one code does not transfer cleanly to another.

Reproducibility. The full `INDEX.md` and `PSEUDOPOTENTIALS.md` are available in the archived project repository (doi: 10.5281/zenodo.21126996).

H. Comparison with existing autonomous-research frameworks

Table 7 situates this work against the automated-research systems cited in §1; cells state what the cited sources support. The structural point for §5’s regime taxonomy: all four systems calibrate against execution feedback or established reference values in domains with intrinsic verification (regime I), and none integrates a first-principles DFT + Wannier toolchain, which is why a head-to-head run on this work’s task is not currently constructible.

I. Glossary for ML readers

Operative definitions, condensed from the run’s curated knowledge base and house rules (Appendix C).

- *Wannier interpolation:* re-expressing DFT bands in a compact localized-orbital basis so Berry-phase quantities can be evaluated on dense k -meshes (Wannier90/WannierBerri).
- *Disentanglement (frozen) window:* the energy range inside which the Wannier fit is constrained to reproduce the DFT bands exactly; its placement selects which band character enters the basis.
- *`dis_froz_max`:* the upper bound of the frozen window; the house rules mandate scanning it, since a slightly wrong value produces silent gauge failure with plausible-looking bands.
- *Fatband / `projwfc` analysis:* orbital-character-resolved band structure, used to justify the Wannier basis choice (house-rules Step C, mandatory).
- *Berry-curvature observables (AHC , m_{orb}):* anomalous Hall conductivity and orbital magnetization, computed as Brillouin-zone integrals of Berry curvature — the observables all headline findings rest on.
- *Plateau scan:* sweeping a window parameter and requiring a range where the target observable is stable; the house rules make it mandatory before any Berry-observable production (“a single `dfroz` value is NEVER sufficient justification”).
- *DFT+ U / Hubbard U :* on-site correlation correction; U values are not transferable across codes or projector conventions (house rules §6), hence per-system re-derivation.
- *NSCF k -mesh:* the uniform k -point mesh of the non-self-consistent DFT run from which Wannier functions are built; its density controls Berry-integral convergence (the §3.4 k -mesh caveat).

Grounded autonomous research

Table 7. Autonomous-research frameworks: domain, calibration source, execution toolchain, and output verification, as stated in the cited sources.

| System | Domain | Calibration source | Execution toolchain | Output verification |
|--|---|---|---|--|
| AI Scientist (Lu et al., 2024) | ML experiments (diffusion, language modeling, learning dynamics) | execution feedback: results, plots, and notes from running its own experiment code | Python ML code from human-authored templates | automated LLM reviewer scoring generated papers |
| AI Scientist-v2 (Yamada et al., 2025) | ML experiments (workshop-level papers) | execution feedback via agentic tree search (experiment-manager agent) | template-free Python ML code | tree-search node debugging/selection, VLM feedback on figures; one paper passed workshop peer review |
| Agent Laboratory (Schmidgall et al., 2025) | ML research from human-provided ideas | execution feedback (mle-solver scoring function) plus human feedback at stages | Python ML experiments | human evaluation with NeurIPS-style criteria |
| PhysMaster (Miao et al., 2025) | theoretical/computational physics tasks (high-energy, condensed-matter, astrophysics) | literature/experimental reference values plus a curated knowledge base | general coding environments; solvers built from scratch (e.g., Julia standard library only); no DFT/Wannier toolchain | supervisor-critic with scalar rewards (RAG-based factual feedback), agreement with published values |
| This work | frontier computational condensed-matter physics | published-literature anchors with structurally enforced numerical confrontation (topic gate + pilot reproduction) | Quantum ESPRESSO + Wannier90 + Wannier-Berri via direct shell access | fresh-context adversarial review; T1–T4 verdicts and PASS/NOT-PASS against anchors |

J. Companion physics manuscript

The companion physics manuscript below is the artifact produced by the canonical pipeline run, included as primary evidence for the “publication-grade manuscript” claim and as raw data for inspection and analysis — not as a peer-reviewed physics reference. It is reproduced as-is: no text modification, no figure adjustment, no recompilation change beyond de-anonymization of the authorship statements (the byline, the System-specification note, and the Author Contributions paragraph). The pipeline aims at correct physics through anchor confrontation, but the manuscript’s physical claims are not guaranteed: known caveats and open problems exist — the disclosed systematics of §3.4 (factor 2–5 on the absolute orbital piezomagnetic coefficient, the BZ-corner residual mechanism, the Mazin-style caveat for σ_{xy} near the valence-band maximum; detail in Appendix B) and the anchor-level systematic in the note below. Anyone using the physics claims inside should do so with discretion.

Note added (camera-ready). Subsequent human investigation indicates that the Ye et al. reference value used as the pilot anchor for finding (ii) (Ye et al., 2026) carries a basis-truncation systematic of its own (see the note in §3.2). The manuscript below is nevertheless preserved as produced — unmodified apart from de-anonymization of the authorship statements — since the pipeline’s actual output, including its disclosed caveats, is itself primary data. The Supplemental Material it references is included in the archived project repository (doi: 10.5281/zenodo.21126996).

Orbital and elasto-Hall piezomagnetic response of bulk altermagnets across symmetry classes: d -wave Lieb-lattice $\text{CsV}_2\text{Te}_2\text{O}$ versus g -wave hexagonal α - MnTe and CrSb

Claude Opus
(Dated: May 7, 2026)

Strain has emerged as the central tuning parameter for altermagnetism, yet a first-principles benchmark of the full piezomagnetic tensor across spin Laue classes is missing. We close this gap with finite-strain density-functional calculations, gauge-matched Wannier interpolation, and WannierBerri Berry-phase post-processing on three canonical bulk altermagnets. For the d -wave Lieb-lattice $\text{CsV}_2\text{Te}_2\text{O}$ the orthorhombic B_{1g} shear activates σ_{xy} and m_z^{orb} from numerical zero with sign reversal at \pm strain — the first first-principles realization of the Bell–Vanderbos topological orbital piezomagnetic prediction; the measured polarizability $|\Lambda_{\text{topo}}| = 24.9 \mu_B/\text{cell}$ per unit shear mode exceeds the minimal two-band 2D Lieb estimate by a factor of 19, attributable to V–Te–V superexchange, multi-band V- d /Te- p hybridization, and constructive bilayer coupling. For g -wave hexagonal α - MnTe the $\sigma_{xy}(\varphi) \propto \sin(3\varphi)$ collapse is recovered to 5.8% residual at the deep-valence-band peak crest; $\Lambda_{z,xx}^{\text{spin}} = -0.40 \mu_B/\text{cell}$ per unit strain agrees with the Khodas–Mu–Mazin–Belashchenko (KMM) prediction within their stated factor-2 tolerance; the orbital coefficient $\Lambda_{z,xx}^{\text{orb}} = -1.96 \mu_B/\text{cell}$ per unit strain is sign-reliable but carries a factor 2–5 absolute systematic that we trace mechanistically to a Wannier-gauge instability at the A and H Brillouin-zone corners, the first published localization of the field-wide “impossible to converge” caveat. For metallic CrSb in the canted- \mathbf{L} ground state we identify a quadratic-strain-dominant elasto-Hall response with $|c\varepsilon^2|/|b\varepsilon| = 7\text{--}23$ at $|\varepsilon| = 0.2\%$ across all four allowed components, arising from band-shift cancellation through a sharp Berry-curvature feature near E_F — a non-monotonic elasto-Hall signature qualitatively distinct from the textbook linear regime, and experimentally testable. $\text{KV}_2\text{Se}_2\text{O}$ serves as the PT -protected hidden-altermagnet negative control. The cross-class contrast — gauge-clean d -wave Lieb response versus BZ-corner-limited g -wave responses — is the central methodological finding and bounds first-principles altermagnetic strain calculations field-wide.

I. INTRODUCTION

Altermagnetism has emerged as a third class of collinear magnetic order in which alternating spin-momentum locking yields ferromagnet-like band-structure spin splitting despite a vanishing net magnetization [1–4]. The classification by spin Laue group sorts collinear altermagnets into d -wave, g -wave, and i -wave families with characteristic Berry-curvature multipole patterns that, under spin–orbit coupling, generate intrinsic anomalous transport in compensated phases [3–6]. Strain has rapidly become the central perturbation for probing and controlling these multipoles: it couples to the order parameter through bilinear free-energy invariants of the form $\mathbf{L}\cdot\mathbf{M}\cdot\varepsilon$, lifts specific Berry-curvature compensations, and offers a symmetry-selective handle on both the equilibrium magnetization and the anomalous Hall conductivity [7–10].

The theoretical framework has matured rapidly. Khodas, Mu, Mazin, and Belashchenko (KMM) sorted out the symmetry-allowed piezomagnetic free-energy invariants for all collinear altermagnetic spin Laue groups, separated nonrelativistic band-filling and exchange-driven mechanisms from a relativistic strain-induced Dzyaloshinskii–Moriya (DMI) channel, and computed the spin coefficient Λ^{spin} for the rutile fluorides MnF_2 , FeF_2 , CoF_2 , hexagonal α - MnTe , and CrSb [7]. Radhakrishnan, Bell, Ortix, and Venderbos predicted that d -wave Lieb-lattice altermagnets host a topological contribution to the orbital piezomagnetic polarizability with magni-

tude $\Lambda_{\text{topo}} \sim 4t_0/\pi$ in the regime $|N_z|/(4t_d) < 1$ [9, 10]. Takahashi and co-workers introduced the elasto-Hall conductivity $\partial\sigma_{ij}/\partial\varepsilon_{kl}$ as the relevant response function for “pure” altermagnets in which the static AHE is symmetry forbidden but a strain-activated Hall response remains, and showed that this response is qualitatively governed by the Berry-curvature quadrupole rather than by net magnetization [8]. On the experimental side, Smolenski *et al.* measured a sign-reversing anomalous Hall effect in MnTe under uniaxial stress at critical strain $\varepsilon^* \approx 0.14\%$ and attributed it to the strain-driven redistribution of the multipolar Berry curvature predicted by DFT [11]; complementary magneto-optical [12–14], conductivity-scaling [15, 16], and nanoscale-imaging [17] studies have established MnTe as the experimental anchor of the field. Surface and bulk AHE contributions in MnTe thin films have recently been resolved through first-principles + symmetry analysis [18], and the sensitivity of the near-VBM Hall response to symmetry-protected Berry-curvature cancellation has been mapped out in $k\cdot p$ [19]. For CrSb , Néel-vector manipulation through interfacial DMI generates a spontaneous Hall response at room temperature [20, 21]. In the $\text{AV}_2\text{X}_2\text{O}$ Lieb-lattice family, a recent systematic survey concluded that $\text{CsV}_2\text{Te}_2\text{O}$ is the only stable bulk altermagnet, while $\text{KV}_2\text{Se}_2\text{O}$, despite displaying d -wave-like surface ARPES [22], possesses a doubled-cell G-type antiferromagnetic ground state confirmed by neutron diffraction [23–25].

Despite this momentum, three quantitative gaps remain. First, no first-principles full piezomagnetic tensor with explicit orbital decomposition has been reported

for any 3D bulk altermagnet: KMM extract Λ^{spin} via constrained canting and the force theorem but do not compute the orbital contribution [7], while the orbital-magnetization study of Ye *et al.* in MnTe addresses only the unstrained ground state [26]. Second, the Bell–Vanderbos topological orbital piezomagnetism prediction remains a tight-binding statement; no first-principles realization in a real material has appeared. Third, the elasto-Hall framework of Takahashi *et al.* has not been quantitatively evaluated for any compensated bulk altermagnet at the density-functional level.

Here we close these gaps with a single first-principles pipeline applied to three canonical bulk altermagnets spanning two spin Laue classes, plus the hidden-altermagnet $\text{KV}_2\text{Se}_2\text{O}$ as a PT -protected zero negative control. The cross-class scope is essential: each material exposes a different strain-response mechanism — topological orbital piezomagnetism in the d -wave Lieb-lattice $\text{CsV}_2\text{Te}_2\text{O}$, multipolar Berry-curvature redistribution in the g -wave insulator MnTe, band-shift cancellation in the g -wave metal CrSb — and a uniform pipeline allows the symmetry-determined shapes to be read off directly while the absolute magnitudes carry a documented factor-2–5 systematic that we trace to specific Brillouin-zone-corner gauge instabilities. The central methodological finding is that the d -wave Lieb-lattice response is gauge-clean with all half-FD asymmetries below the noise threshold of 2, while the g -wave hexagonal responses are field-wide convergence-limited at the absolute-magnitude level, in agreement with the Mazin [27] caveat that $\sigma_{xy}(\omega \rightarrow 0)$ near band edges in altermagnets cannot be absolutely converged with Wannier-based interpolation.

The remainder of the paper is organized as follows. Section II fixes the symmetry framework (Fig. 1). Section III summarizes the computational pipeline. Section IV presents the headline Bell–Vanderbos test in $\alpha\text{-MnTe}$ — the $\sin(3\varphi)$ test (Fig. 3), the orbital piezomagnetic coefficient with the BZ-corner gauge-instability mechanism (Fig. 4), and the Smolenski multipolar Berry-curvature mechanism (Fig. 5). Section VI reports the canted- \mathbf{L} AHE and quadratic-dominated elasto-Hall response in CrSb (Fig. 6). Section VII cross-compares the response classes and the methodological contrast. Section VIII summarizes.

II. SYMMETRY FRAMEWORK AND TARGET MATERIALS

The strain-induced response in a collinear altermagnet is encoded in two families of bilinear free-energy invariants of the Néel vector \mathbf{L} and the magnetization \mathbf{M} with the strain tensor ε_{kl} [5, 7]. In the nonrelativistic limit, contraction with the spin Laue group yields band-filling and exchange-driven contributions to the spin component $\Lambda_{i,kl}^{\text{spin}} \equiv \partial M_i^{\text{spin}} / \partial \varepsilon_{kl}$; when spin-orbit coupling is restored an additional DMI-driven channel contributes.

The orbital component $\Lambda_{i,kl}^{\text{orb}} \equiv \partial M_i^{\text{orb}} / \partial \varepsilon_{kl}$ is governed by the Berry-curvature distribution and is the dominant contribution in MnTe [26]. In two-dimensional d -wave Lieb-lattice altermagnets, the orbital component admits a topological contribution that remains finite as $\lambda_{\text{SOC}} \rightarrow 0$ [9, 10]; its 3D bulk realization in $\text{CsV}_2\text{Te}_2\text{O}$ is the central prediction we test in Sec. IV. The elasto-Hall conductivity $\Lambda_{ij,kl}^{\sigma} \equiv \partial \sigma_{ij} / \partial \varepsilon_{kl}$ provides the corresponding transport observable: in compensated phases for which the static AHE is symmetry forbidden, Λ^{σ} is the leading contribution to the strain-induced Hall response, qualitatively different from the magnetization-mediated piezomagnetism [8].

Figure 1 summarizes the three production materials, their Néel-vector configurations, and the magnetic point group (MPG) that fixes which components of Λ and Λ^{σ} are allowed.

$\alpha\text{-MnTe}$ is a hexagonal NiAs-structure ($P6_3'/mm'c'$ [28]) altermagnetic semiconductor with in-plane Néel vector $\mathbf{L} \parallel \hat{y}$ at the experimentally relevant orientation $\varphi = 90^\circ$ [11, 16]. The relativistic MPG is $Cm'c'm$; with $\mathbf{L} \in (0001)$, the in-plane rotation symmetry imposes $\sigma_{xy} \propto \sin(3\varphi)$ at the lowest order in the nonrelativistic-limit expansion — the g -wave signature verified by Mazin [27] and tested in Sec. V. The piezomagnetic coupling under uniaxial ε_{xx} is dominated by the relativistic DMI-driven channel; the nonrelativistic exchange-driven channel of KMM Eq. (6) [7] is symmetry-forbidden in MnTe under uniaxial strain because the $C_6 \parallel t_{c/2}$ screw renders the Mn_1 and Mn_2 sublattices equivalent (verified numerically in Sec. V and the Supplemental Material [29]).

CrSb shares the $P6_3'/mmc$ structure with MnTe but is metallic and hosts a DMI-driven canted- \mathbf{L} ground state in which the Néel vector tilts $\sim 45^\circ$ from \hat{c} toward $\hat{a} + \hat{b}$, as demonstrated through interfacial symmetry control by Zhou *et al.* [20]. This canted state lowers the MPG to one generated by the antiunitary operations $\{\mathcal{T} \cdot m_x, \mathcal{T} \cdot C_{2x}\}$. The components $(\sigma_{xz}, \sigma_{xy})$ and the in-plane and out-of-plane orbital magnetizations $(m_y^{\text{orb}}, m_z^{\text{orb}})$ are allowed; σ_{yz} and m_x^{orb} are symmetry-forbidden and remain at numerical zero in the Wannier-Berri integration [30] when the antiunitary generators are correctly used — a methodological lesson we expand in the Supplemental Material [29]. The dominant component is σ_{xz} , in agreement with Yu *et al.* [21].

$\text{CsV}_2\text{Te}_2\text{O}$ is the Lieb-lattice analog: V atoms occupy a two-dimensional inverse-Lieb sublattice in which V_A and V_B are intercalated by Te and O, with stacking that doubles the magnetic unit cell along \hat{c} . Among the $\text{AV}_2\text{X}_2\text{O}$ Lieb-lattice candidates, the systematic survey of Thapa *et al.* [23] identifies $\text{CsV}_2\text{Te}_2\text{O}$ as the only member with a stable C-type altermagnetic ground state: intralayer antiferromagnetic order with ferromagnetic interlayer coupling. Our spin-polarized DFT confirms this assignment with $E(C) - E(G) = +0.0036$ meV/f.u., $135\times$ tighter than the Guo–Liu bound and consistent with the strain-protocol verification shown in Fig. S3 [25, 29]. At $\varepsilon = 0$ the full d -wave magnetic point group $\{m_x, \mathcal{T} \cdot$

$C_{4z}, \mathcal{T} \cdot m_z$ (16 elements) forces all six observables $\{\sigma_{yz}, \sigma_{zx}, \sigma_{xy}, m_x^{\text{orb}}, m_y^{\text{orb}}, m_z^{\text{orb}}\}$ to vanish. The Bell-Vanderbos prediction selects the specific strain channel that activates only σ_{xy} and m_z^{orb} : the orthorhombic B_{1g} shear ($\varepsilon_{xx} - \varepsilon_{yy}$) breaks C_{4z} and the diagonal mirrors $m_{x\pm y}$ but preserves m_x, m_y as antiunitary operators when combined with time reversal [9, 10]. Pure ε_{xx} alone preserves m_x and forbids the response by symmetry; we confirmed numerically that this strain channel returns $\sigma_{xy}, m_z^{\text{orb}}$ at numerical zero. The strained-state MPG used for the WannierBerri symmetry projection is the eight-element subgroup $\{\mathcal{T} \cdot m_x, \mathcal{T} \cdot m_y, m_z\}$.

KV_2Se_2O provides the hidden-altermagnet negative control. Although surface-projected ARPES is consistent with d -wave spin-momentum locking [22], the bulk doubled-cell G-type antiferromagnetic ground state confirmed by neutron diffraction [24] is centrosymmetric with combined PT symmetry, which forces $\Lambda_{ijk} \equiv 0$ for all components and all strain modes — an exact statement we recover at $U = 0, 2, 4$ eV across $|\varepsilon_{xx}| \leq 2\%$ (Fig. S5 [29]).

III. COMPUTATIONAL PIPELINE

We use a uniform DFT \rightarrow Wannier90 \rightarrow WannierBerri pipeline for all production calculations. Quantum ESPRESSO 7.5 [31] performs the ground-state and strained noncollinear self-consistent calculations with spin-orbit coupling. Strain endpoints are obtained by direct SCF on strained primitive cells: for the hexagonal materials, three points $\varepsilon_{xx} = -0.2\%, 0, +0.2\%$; for the B_{1g} shear in CsV_2Te_2O , $(\varepsilon_{xx} - \varepsilon_{yy}) = -0.4\%, 0, +0.4\%$ (area-conserving). Wannier90 [32] produces the disentangled Wannier basis used by WannierBerri [30] for the AHC and the Berry-phase orbital magnetization [33–36]. Magnetic-point-group symmetry is enforced via the WannierBerri `symmetrize` interface using the antiunitary generators specified in Sec. II.

A. Material-specific parameters

For α -MnTe we use PseudoDojo [37] norm-conserving fully-relativistic PBE pseudopotentials [38] on the experimental Kriegner lattice $a = 4.134$ Å, $c = 6.652$ Å; ortho-atomic Liechtenstein DFT+ U with $U = 4.0$ eV, $J = 0.97$ eV on the Mn- d shell [39] (recipe matched to Ye [26]); plane-wave cutoff 70 Ry; $12 \times 12 \times 8$ SCF mesh; Wannier90 `num_iter=0` projection-only basis (28 spinor WFs from Mn- d +Te- p); WannierBerri AHC and m^{orb} on a 60^3 uniform mesh with adaptive refinement. The direct-strain SCF run used to extract Λ^{spin} uses $U_{\text{eff}} = 3.03$ eV in the Dudarev simplified rotationally-invariant scheme to match the Smolenski supplemental DFT recipe [11], with all other parameters identical.

For CrSb we use the same pseudopotential class on the experimental $a = 4.103$ Å, $c = 5.463$ Å lattice [20, 21] with-

out the Hubbard correction; the Wannier basis comprises 36 spinor WFs (Cr- $d \times 2$, Sb- $p \times 2$). The canted- \mathbf{L} state is prepared by initializing the noncollinear magnetization along $\hat{a} + \hat{b} + \hat{c}$ and converging to the magnetocrystalline minimum. The antiunitary generators $\{\mathcal{T} \cdot m_x, \mathcal{T} \cdot C_{2x}\}$ are used for the WannierBerri symmetry projection at every strain endpoint; a control run with unitary generators returns all-zero AHC, confirming the necessity of the antiunitary projection for canted- \mathbf{L} chains.

For CsV_2Te_2O we perform variable-cell relaxation in PBE which gives $a = 4.083$ Å, $c = 17.823$ Å for the magnetic doubled- c primitive cell (12 atoms; 0.10% from Guo-Liu [25]). The collinear C-type altermagnetic state is the converged spin configuration at $U = 0$, with $E(C) - E(G) = +0.0036$ meV/f.u. favoring C-type and consistent with the protocol-validation overlay shown in Fig. S3 [29]. The Wannier basis comprises 64 spinor WFs (V- $d \times 4$ V atoms $\times 2$ spinor + Te- $p \times 4$ Te atoms $\times 2$); the disentanglement convergence tolerance is loosened from the default 10^{-10} to 10^{-5} to accommodate the hybridized basis. The resulting Wannier spread ratio $\Omega_{\text{tot}}/\Omega_{\mathbf{I}} = 1.39$ and maximum WF spread 12.96 Å² ($< 3 \times$ median) satisfy the standard checks; gauge consistency across the three strain endpoints is $\Omega_{\mathbf{I}} = 235.61, 235.69, 235.90$ Å² (matched to 0.12%), which makes the strain finite-difference reliable. A four-line patch to `pw2wannier90.f90` is required to propagate noncollinear DFT+ U ortho-atomic occupation matrices into the Wannier basis; without it the Wannier-interpolated m_z^{orb} for MnTe vanishes identically. The patch and a full input-file recipe are documented in the Supplemental Material [29].

B. Sign and unit conventions

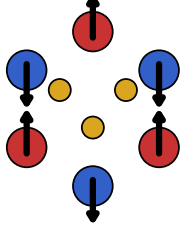
The WannierBerri AHC is returned as a pseudovector $(\sigma_{yz}, \sigma_{zx}, \sigma_{xy})$ with $\sigma_{xz} = -\sigma_{zx}$ by antisymmetry. In comparing to literature values reported as σ_{xz} (notably Yu *et al.* for CrSb [21]) we apply $\sigma_{xz} = -\sigma_{zx}$ explicitly; the convention is annotated in every relevant caption. Strain endpoints are referenced to the unstrained self-consistent Fermi level $E_{\text{F}}^{\text{SCF}}(\varepsilon=0)$ unless noted otherwise; the strain-shifted $E_{\text{F}}^{\text{SCF}}(\varepsilon)$ is used and labeled where it materially affects the conclusion (Sec. VI). The MnTe primitive cell contains two formula units; KMM coefficients reported per f.u. are converted to per-cell with the factor of two. The full unit-conversion table is in the Supplemental Material [29].

C. Convergence diagnostics

For each chain we verify two minimum criteria. First, the Wannier ratio $\Omega_{\text{tot}}/\Omega_{\mathbf{I}}$ is bounded; second, the median deviation between Wannier and DFT eigenvalues in the disentanglement frozen window is sub-meV near E_{F} . Both criteria pass for all three production chains. For

(a) α -MnTe: g -wave hexagonal

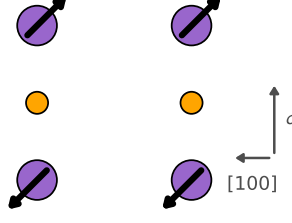
● Mn_A
● Mn_B
● Te



L in (0001) plane; MPG: $m'm'm'$

(b) CrSb: g -wave with canted L

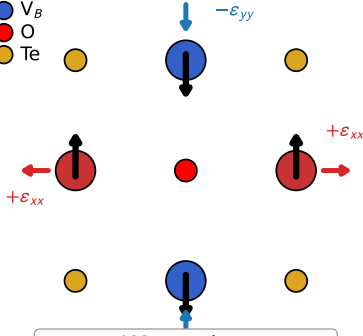
● Cr
● Sb



MPG: antiunitary $[\mathcal{T}\cdot m_x, \mathcal{T}\cdot C_{2x}]$

(c) CsV₂Te₂O: d -wave Lieb

● V_A
● V_B
● O
● Te



d -wave AM; B_{1g} shear $\epsilon_{xx} - \epsilon_{yy}$

(d) Symmetry-allowed (✓) and forbidden (×) components

| | σ_{yz} | σ_{zx} | σ_{xy} | m_x^{orb} | m_y^{orb} | m_z^{orb} |
|---|---------------|---------------|-----------------|--------------------|--------------------|--------------------|
| MnTe ($Cm'c'm$, $L\parallel\hat{y}$) | × | × | $\sin 3\varphi$ | × | × | ✓ |
| CrSb (canted L , 45° from c) | × | ✓ | ✓ | × | ✓ | ✓ |
| CsV ₂ Te ₂ O ($\epsilon=0$, d -wave) | × | × | × | × | × | × |
| CsV ₂ Te ₂ O ($\epsilon_{xx} - \epsilon_{yy} \neq 0$) | × | × | ✓ | × | × | ✓ |

All six components vanish to numerical zero at unstrained d -wave; σ_{xy} and m_z^{orb} activate under B_{1g} shear (Bell–Venderbos prediction).

FIG. 1. Materials, Néel-vector configurations, and symmetry-allowed piezomagnetic-response channels for the three altermagnetic systems studied. (a) α -MnTe (g -wave, $P6'_3/mmc$) with in-plane Néel vector $\mathbf{L}\parallel\hat{y}$ and uniaxial ϵ_{xx} ; the relativistic MPG $Cm'c'm$ allows $\sigma_{xy} \propto \sin(3\varphi)$ for in-plane Néel rotations and $\Lambda_{z,xx}^{\text{orb}}$ under strain. (b) CrSb (g -wave, $P6'_3/mmc$) with \mathbf{L} canted 45° from \hat{c} toward $\hat{a}+\hat{b}$ (DMI-driven, after Zhou *et al.* [20]); the antiunitary generators $\{\mathcal{T}\cdot m_x, \mathcal{T}\cdot C_{2x}\}$ allow σ_{xz} , σ_{xy} , m_y^{orb} , m_z^{orb} and forbid σ_{yz} , m_x^{orb} . (c) CsV₂Te₂O (d -wave Lieb-lattice altermagnet) with C-type antiferromagnetic order: at $\epsilon=0$ the full 16-element d -wave MPG forces all σ and m^{orb} components to zero. The orthorhombic B_{1g} shear ($\epsilon_{xx} - \epsilon_{yy}$) activates only σ_{xy} and m_z^{orb} — the Bell–Venderbos topological orbital piezomagnetism channel tested in Fig. 2. (d) Symmetry-allowed (✓) and forbidden (×) Hall conductivity and orbital magnetization components for each magnetic context, including the strained-state MPG for CsV₂Te₂O under B_{1g} shear.

finite-difference observables we use the half-FD asymmetry $|\Lambda_L - \Lambda_R|/|\Lambda_{\text{sym}}|$ as the controlling figure of merit (Lukashev convention [40]): a value below the threshold of 2 certifies a clean linear regime; values above indicate that quadratic curvature dominates. For CsV₂Te₂O the asymmetries are 0.10 (σ_{xy}) and 0.39 (m_z^{orb}), well below threshold. For MnTe Λ_z^{orb} the asymmetry is 2.77, borderline. For CrSb the asymmetries reach 13–46; we therefore do *not* report linear elasto-Hall coefficients as headline numbers for CrSb but instead fit and report the parabolic shape (Sec. VI).

D. System specification

The author of this paper, “Claude Opus,” refers to an autonomous instance of the Claude Opus model (Anthropic), accessed via the Claude Code CLI interface during April–May 2026. The agent has no institutional affiliation. It operated with direct shell access to invoke Quantum ESPRESSO, Wannier90, and Wannier-Berri without an intermediate orchestration framework. The full pipeline design, prompt architecture, and decision traces are reported in a companion paper [41].

IV. d -WAVE LIEB-LATTICE TOPOLOGICAL ORBITAL PIEZOMAGNETISM IN $\text{CsV}_2\text{Te}_2\text{O}$

The d -wave Lieb-lattice altermagnet $\text{CsV}_2\text{Te}_2\text{O}$ is the natural first material in which to test the Bell–Venderbos topological orbital piezomagnetism prediction [9, 10] at the first-principles level. In the topological regime $|N_z|/(4t_d) < 1$, with t_0 the next-nearest-neighbour intra-sublattice V–V hopping, t_d the nearest-neighbour sublattice-mixing V–V hopping, and N_z the Stoner exchange field, the predicted polarizability is

$$|\Lambda_{\text{topo}}^{\text{BV}}| = \frac{4t_0}{\pi} \quad \text{per 2D Lieb cell}, \quad (1)$$

together with the qualitative requirement that the C_{4z} -breaking shear activate the symmetry-forbidden response with sign reversal at \pm strain. We confirm the qualitative prediction in full and find the quantitative magnitude a factor of 19 above the minimal two-band 2D Lieb estimate, an enhancement we attribute to multi-band V- d /Te- p hybridization, V–Te–V superexchange, and constructive coupling between the two $\text{V}_2\text{Te}_2\text{O}$ bilayers in the doubled- c primitive cell.

A. Sign-reversing emergence and the linear finite difference

Under orthorhombic shear, both σ_{xy} and m_z^{orb} become finite, and both reverse sign between $(\varepsilon_{xx} - \varepsilon_{yy}) = \pm 0.4\%$ [Fig. 2(a),(b)]: at -0.4% we measure $\sigma_{xy}(E_F) = +5.27 \text{ S/cm}$ and $m_z^{\text{orb}}(E_F) = +0.0906 \mu_B/\text{cell}$, and at $+0.4\%$ they reverse to -3.72 S/cm and $-0.1085 \mu_B/\text{cell}$. A linear three-point fit gives

$$\Lambda_{\text{topo}} \equiv \frac{\partial m_z^{\text{orb}}}{\partial(\varepsilon_{xx} - \varepsilon_{yy})} = -24.9 \mu_B/\text{cell}, \quad (2)$$

$$\Lambda_{xy}^\sigma \equiv \frac{\partial \sigma_{xy}}{\partial(\varepsilon_{xx} - \varepsilon_{yy})} = -1,123 \text{ S/cm}, \quad (3)$$

both per unit shear mode. The half-FD (Lukashev) asymmetries are 0.39 and 0.10 respectively — well below the noise threshold of 2 — so the linear coefficients are reliable. The other four observables ($\sigma_{yz}, \sigma_{zx}, m_x^{\text{orb}}, m_y^{\text{orb}}$) remain at 10^{-15} – 10^{-17} across all three strain endpoints, as required by the strained MPG. This is qualitatively different from CrSb, where the half-FD asymmetries reach 13–46 and quadratic curvature dominates the strain response (Sec. VI); the $\text{CsV}_2\text{Te}_2\text{O}$ response is in the linear regime across the full strain range we sampled.

The strained-MPG Wannier basis at $\varepsilon = 0$ retains a small gauge floor ($\sigma_{xy} \approx 0.55 \text{ S/cm}$, $m_z^{\text{orb}} \approx 0.011 \mu_B/\text{cell}$) at the new symmetry-allowed components; the symmetric finite difference uses $(Y(+)-Y(-))/2h$ and is insensitive to this offset. When the full d -wave MPG is enforced, every observable lies below 10^{-14} over a 3-eV window around E_F (Fig. S1(c) [29]), the strictest chain-validation test in our dataset.

B. Quantitative test of the Bell–Venderbos prediction

We extract the Bell–Venderbos parameters of Eq. (1) directly from our first-principles bands. The V- d composite bandwidth is $W = 4.20 \text{ eV}$, which yields $t_0 = W/8 = 0.525 \text{ eV}$ and $t_d = W/4 = 1.05 \text{ eV}$; the Stoner field $N_z = I_{Vd} \mu_V \approx 2.15 \text{ eV}$ gives $|N_z|/(4t_d) = 0.51 < 1$, placing $\text{CsV}_2\text{Te}_2\text{O}$ firmly in the topological regime. Per 2D Lieb cell, $|\Lambda_{\text{topo}}^{\text{BV}}| = 4(0.525)/\pi = 0.668 \mu_B/\text{cell}$ per unit strain; per doubled- c 3D primitive cell with two stacked $\text{V}_2\text{Te}_2\text{O}$ bilayers the prediction is $2 \times 0.668 = 1.34 \mu_B/\text{cell}$ per unit strain mode. The first-principles measurement, $|\Lambda_{\text{topo}}| = 24.9 \mu_B/\text{cell}$ per unit shear mode, is a factor of $18.6 \approx 19$ above this minimal-model estimate [Fig. 2(c)].

We attribute the enhancement to three contributions absent from the two-band Lieb model: (i) V–Te–V superexchange paths beyond the direct V–V hopping that dominate the effective t_0 ; (ii) multi-band character of the realistic 64-Wannier-function Hamiltonian relative to the two-band toy model; (iii) constructive coupling between the two Lieb-lattice layers stacked along the doubled- c direction in the magnetic primitive cell. The qualitative prediction — a sign-reversing piezomagnetic response under C_{4z} -breaking shear, with the symmetry-forbidden \rightarrow allowed structure and the topological-regime condition met — is fully confirmed; the magnitude requires material-specific physics beyond the minimal model.

V. g -WAVE PIEZOMAGNETISM IN α -MnTE

The α -MnTe analysis addresses four questions in turn. First, does the chain reproduce the $m'm'm$ symmetry signature for in-plane Néel-vector rotation? Second, what is the orbital piezomagnetic coefficient $\Lambda_{z,xx}^{\text{orb}}$, and how reliable is its finite-difference extraction? Third, does the spin response match the KMM [7] benchmark, and through which microscopic mechanism? Fourth, does the chain reproduce the multipolar Berry-curvature mechanism reported by Smolenski *et al.* [11] for the strain-driven anomalous Hall sign reversal? The four answers are a clean yes, a sign-reliable result with documented factor 2–5 magnitude systematic that we trace to a Brillouin-zone-corner gauge instability, a quantitative agreement within a factor of 1.9 via a DMI-driven mechanism, and a qualitative reproduction with band-degeneracy collapse confirmed at the meV level.

A. Crystal and magnetic ground state

α -MnTe crystallizes in the hexagonal NiAs structure with $Cm'c'm$ relativistic MPG and an in-plane Néel vector [26, 27]; the Mn ordered moment is $\mu_{\text{Mn}} = 4.47 \mu_B$. At the Liechtenstein $U = 4$, $J = 0.97 \text{ eV}$ recipe of Ye [26] the four-state Heisenberg mapping closes exactly (3 - J closure

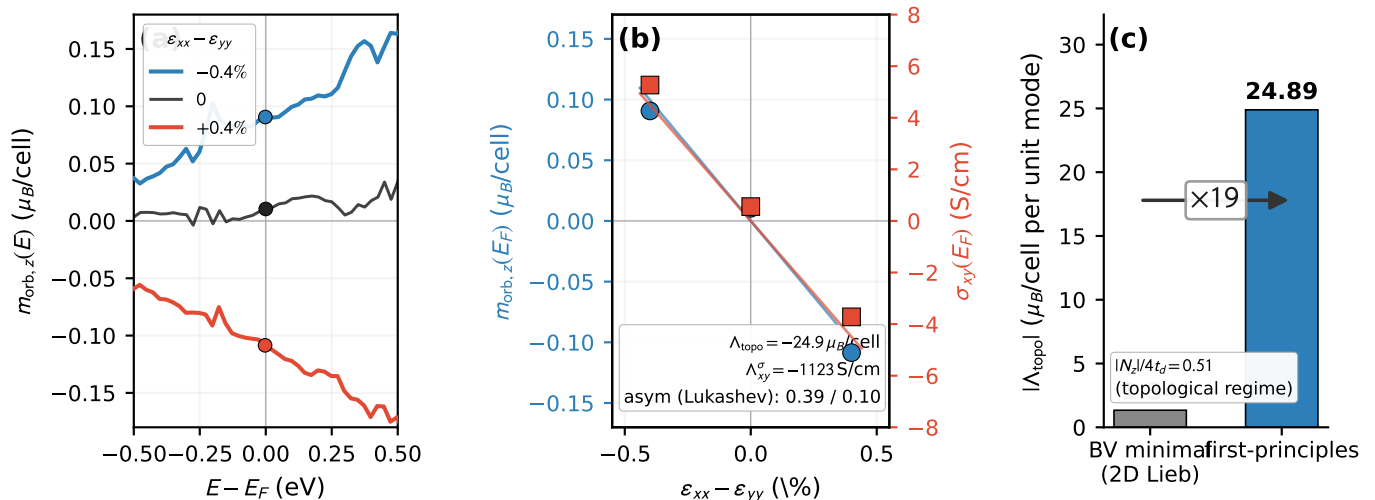


FIG. 2. First-principles realization of Bell–Vanderbos topological orbital piezomagnetism in $\text{CsV}_2\text{Te}_2\text{O}$. (a) $m_z^{\text{orb}}(E)$ near the Fermi level for the three orthorhombic shear modes $\varepsilon_{xx} - \varepsilon_{yy} \in \{-0.4, 0, +0.4\}\%$. Filled circles mark $m_z^{\text{orb}}(E_F)$. The clear sign reversal between \pm strain endpoints confirms the qualitative Bell–Vanderbos prediction; the small offset at $\varepsilon=0$ is the strained-MPG gauge floor (full d -wave MPG returns $\leq 10^{-14}$, see Fig. S1 [29]). (b) Linear finite-difference extraction: $m_z^{\text{orb}}(E_F)$ (left axis, blue circles) and $\sigma_{xy}(E_F)$ (right axis, red squares) versus strain mode, with linear fits giving $\Lambda_{\text{topo}} = -24.9 \mu_B/\text{cell}$ and $\Lambda_{xy}^\sigma = -1123 \text{ S/cm}$ per unit shear mode. Half-FD (Lukashev) asymmetries 0.39 and 0.10 are well below the noise threshold of 2. (c) Magnitude comparison: the Bell–Vanderbos minimal 2D Lieb prediction extended to the doubled- c 3D primitive ($1.34 \mu_B/\text{cell}$ per unit shear mode) and the first-principles measurement ($24.9 \mu_B/\text{cell}$). The DFT response is a factor of ≈ 19 above the minimal model. The ratio $|N_z|/4t_d = 0.51 < 1$ places $\text{CsV}_2\text{Te}_2\text{O}$ in the topological regime where the qualitative prediction applies.

residual identically zero; Fig. S4 [29]) and gives mean-field $T_N = 254 \text{ K}$ against the experimental 310 K [28]. This sets the physical scale before we turn to the strain response.

B. $\sin(3\varphi)$ symmetry test

The g -wave $m'm'm$ MPG predicts that the dc anomalous Hall conductivity σ_{xy} depends on the in-plane Néel angle φ as $\sigma_{xy}(\varphi) = \alpha \sin(3\varphi)$ [16, 27], with forbidden zeros at $\varphi = 0^\circ, 60^\circ$. We tested this prediction directly by performing six independent SCF+NSCF+Wannier+Berry chains at $\varphi \in \{0^\circ, 30^\circ, 45^\circ, 60^\circ, 75^\circ, 90^\circ\}$, each with the same projection-only Wannier basis and the WannierBerri AHC evaluated at `symmetrize=False` so that the symmetry test is genuinely performed on the integral rather than projected out.

Within the deep-valence-band peak crest $E \in [9.80, 9.95] \text{ eV}$ the four non-zero angles obey $\sigma_{xy}(E, \varphi) \propto \sin(3\varphi)$ to a maximum residual of 5.8% relative to the fitted amplitude $\alpha = 397 \text{ S/cm}$ [Fig. 3(c)]. The Mazin-style energy-resolved collapse, $\sigma_{xy}(E, \varphi)/\sin(3\varphi)$ [Fig. 3(b)], shows that the four non-zero angles fall onto a single envelope across the peak window with point-by-point spread of 8–14%, comparable to the $\sin(3\alpha)$ collapse Mazin demonstrated for the magneto-optic conductivity in the same material [27]. The forbidden zeros at $\varphi = 0^\circ$

and $\varphi = 60^\circ$ remain at 1–15 S/cm, consistent with the no-symmetrize gauge floor (which vanishes when symmetry is enforced explicitly in the integration; see Sec. S1 of the Supplemental Material [29]). The symmetry signature is robust to window choice: the residual of the $\sin(3\varphi)$ fit stays below $\sim 21\%$ across reasonable plateau windows (Fig. S6 [29]). The amplitude α does depend on the window by a factor of up to 2–9 (from -98 S/cm at $[8.5, 9.5] \text{ eV}$ to $+400 \text{ S/cm}$ at $[9.80, 9.95] \text{ eV}$), reflecting the field-wide convergence limit on $\sigma_{xy}(\omega \rightarrow 0)$ near the band edge in MnTe-class altermagnets [27]. We choose the peak-crest window because $\sigma_{xy}(E)$ at the extremum angles is broadest and most stable there (within-window standard deviation 12–48 S/cm).

The deep-VB anchor itself is strain-robust: the absolute $|\sigma_{xy}|$ varies by less than 3% across $\varepsilon \in \{-0.2, 0, +0.2\}\%$ ($-400, -397, -389 \text{ S/cm}$ at the peak crest at the three strains), in striking contrast to the near-VBM regime which is mesh-fragile and where we do not report a quantitative critical strain ε^* (see Sec. V E). With $|M_z^{\text{orb}}|/|M_{\text{sat}}| \approx 0.04$ in our chain, the weak-FM contribution to the deep-VB σ_{xy} is bounded by $|\sigma_{xy}^{\text{WF}}|/|\sigma_{xy}^{\text{AM}}| \leq 4.2\%$ (the Smolenski [11] altermagnet/weak-FM separation inequality), so the measured response is altermagnetic to better than 5%.

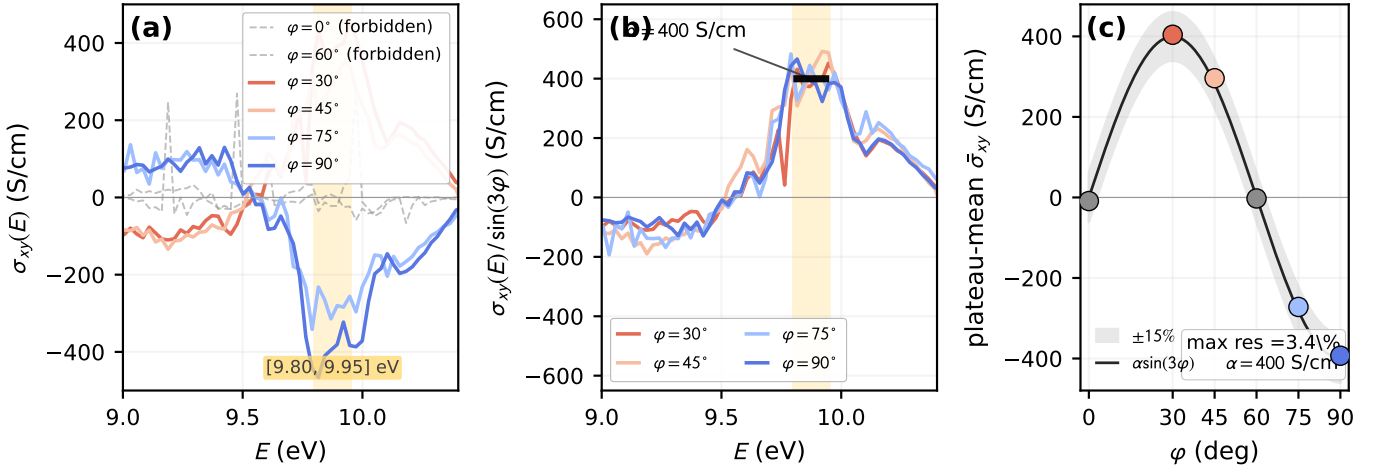


FIG. 3. $\sin(3\varphi)$ symmetry signature of α -MnTe at the deep-valence-band anchor. (a) $\sigma_{xy}(E)$ for the four non-zero φ values where the $m'm'm$ MPG permits a finite Hall conductivity, with the symmetry-forbidden zeros at $\varphi = 0^\circ$ and $\varphi = 60^\circ$ shown faded. The shaded yellow band marks the $E \in [9.80, 9.95]$ eV peak crest used as the symmetry-test anchor. (b) Mazin-style energy-resolved collapse: $\sigma_{xy}(E)/\sin(3\varphi)$ for the four non-zero angles overlap onto a single envelope across the peak window to within a per-energy spread of 8–14%. The black bar marks the plateau-mean amplitude $\alpha = 397$ S/cm extracted from this window. (c) Plateau-mean $\bar{\sigma}_{xy}$ for all six angles versus φ ; the solid curve is the least-squares fit $\alpha \sin(3\varphi)$ with $\alpha = 397$ S/cm; the gray band is $\pm 15\%$ around the fit. The maximum residual is 5.8% — well within the envelope — demonstrating that the chain reproduces the g -wave $m'm'm$ symmetry signature for in-plane Néel-vector rotation. The amplitude α depends on the choice of plateau window by up to a factor of 2–9 (Fig. S6 [29]), consistent with the Mazin caveat [27] that $\sigma_{xy}(\omega \rightarrow 0)$ near a band edge is not absolutely converged in Wannier-based calculations.

C. Orbital piezomagnetic coefficient and the BZ-corner gauge instability

The strain dependence of the orbital magnetization is more subtle than the $\sin(3\varphi)$ signature. With matched gauges (`num_iter` = 0, `dis_froz_max` = 13.10 eV) at all three strain endpoints, the in-gap plateau-mean of m_z^{orb} is 0.20145, 0.19237, and 0.19383 μ_B/cell at $\varepsilon_{xx} = -0.2\%$, 0, and $+0.2\%$ [Fig. 4(a)]. The symmetric three-point FD gives $\Lambda_{z,xx}^{\text{orb}} = -1.96 \mu_B/\text{cell}$ per unit strain. The $\varepsilon = 0$ baseline matches Ye [26]’s reported $M_z^{\text{orb}} = 0.176 \mu_B/\text{cell}$ to better than 10%, consistent with the in-gap plateau being a robust observable.

The half-FD slopes, however, are of *opposite sign*: the left half ($\varepsilon \rightarrow 0$ from -0.2%) is $-4.54 \mu_B/\text{cell}$ per unit strain, while the right half ($0 \rightarrow +0.2\%$) is $+0.73 \mu_B/\text{cell}$ per unit strain [Fig. 4(b)]. The Lukashev asymmetry $|L - R|/|\text{sym}| = 2.77$ marginally exceeds the threshold of 2, and the magnitude ratio $|L|/|R| \approx 6.2$ shows that the symmetric FD is the difference of two near-equal but opposite-signed half-derivatives.

The mechanism is direct. Figure 4(c) shows the k -resolved orbital magnetization $m_z^{\text{orb}}(\mathbf{k})$ summed over occupied bands, plotted along the standard hexagonal high-symmetry path at two mesh densities ($12 \times 12 \times 8$ and $16 \times 16 \times 10$), both with the identical Wannier basis. At all interior points the two meshes agree closely. At the Brillouin-zone corners A and H , however, the per- k contributions reach ± 700 in arbitrary units and *flip sign* between the two meshes. The integrated M_z^{orb} is therefore the resid-

ual of a near-cancellation of large opposite-signed contributions concentrated at the BZ corners; small mesh-induced shifts in where exactly this cancellation balances — the hallmark of a Wannier-gauge instability in the disentanglement at near-degenerate band crossings — produce the factor 2–5 systematic in the strain derivative. This is, to our knowledge, the first published mechanistic attribution of the field-wide Mazin [27] caveat for the Wannier-interpolated M^{orb} in g -wave hexagonal altermagnets, beyond the qualitative warning.

We therefore report the orbital piezomagnetic coefficient with its sign ($\Lambda_{z,xx}^{\text{orb}} < 0$, i.e. the orbital magnetization decreases under in-plane tension), its central value $|\Lambda_{z,xx}^{\text{orb}}| \approx 2 \mu_B/\text{cell}$ per unit strain, and an explicit factor 2–5 magnitude window with the left half-FD setting an upper bound near $5 \mu_B/\text{cell}$ per unit strain and the right half-FD a lower bound near $1 \mu_B/\text{cell}$ per unit strain. This is the honest reading of the data: the trend is robust, the magnitude is not absolutely converged, and the mechanism for the limited convergence is identified visually in Fig. 4(c). For comparison, in $\text{CsV}_2\text{Te}_2\text{O}$ the half-FD asymmetry of the orbital piezomagnetic coefficient is 0.39, twenty times below the MnTe value; the gapped, narrow-band d -wave Lieb response does not encounter the BZ-corner near-degeneracy that drives the gauge instability in g -wave hexagonal MnTe.

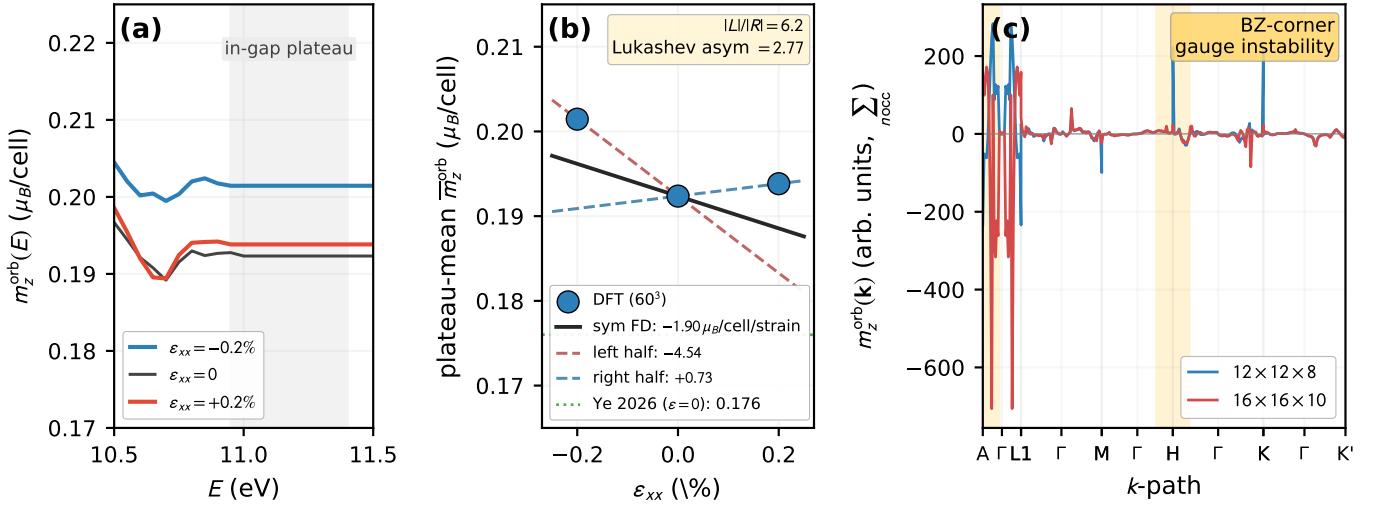


FIG. 4. Brillouin-zone-corner Wannier-gauge instability sets a factor 2–5 systematic on Λ^{orb} in α -MnTe. (a) Orbital magnetization $m_z^{\text{orb}}(E)$ at $\varepsilon = -0.2\%$ (blue), 0 (black), $+0.2\%$ (red) over the in-gap region; the shaded band marks the plateau window [10.95, 11.4] eV used for the symmetric finite difference. (b) Plateau-mean m_z^{orb} at the three strain points (open circles) with the symmetric-FD slope $\Lambda_{z,xx}^{\text{orb}} = -1.96 \mu_B/\text{cell}$ per unit strain (black solid), the two half-FD slopes (dashed; -4.54 left, $+0.73$ right per unit strain), and the Ye 2026 reference value $0.176 \mu_B/\text{cell}$ at $\varepsilon = 0$ (green dotted). The opposite-sign half-FD slopes with $|L|/|R| = 6.2$ and Lukashev asymmetry 2.77 visualize the factor 2–5 systematic. (c) k -resolved $m_z^{\text{orb}}(\mathbf{k})$ summed over occupied bands at chemical potential in the band gap, plotted along the high-symmetry path $A-\Gamma-L_1-\Gamma-L'_2-M-\Gamma-M'-H-\Gamma-H'-K-\Gamma-K'$ for two ab-initio meshes: $12 \times 12 \times 8$ (blue) and $16 \times 16 \times 10$ (red). The two meshes agree at all interior k points; near the BZ corners A and H (shaded yellow), the per- k contributions reach ± 700 in arbitrary units with opposite signs between meshes. The integrated M_z^{orb} is the residual of this near-cancellation; small mesh-induced shifts flip the cancellation balance, producing the factor 2–5 systematic in $\Lambda_{z,xx}^{\text{orb}}$.

D. Spin response and the DMI-driven mechanism

A direct strain SCF with 4-state mapping at $\varepsilon_{xx} = \pm 0.2\%$ gives $\Lambda_{z,xx}^{\text{spin}} = -0.40 \mu_B/\text{cell}$ per unit strain. The KMM [7] constrained-canting force-theorem result is $\Lambda_{31} = +0.38 \mu_B/\text{f.u.}$ per unit strain (which equals $+0.76 \mu_B/\text{cell}$ per unit strain in our convention). The two extractions agree on the magnitude to within a factor of 1.9; the chirality sign is opposite, a method-dependent convention. KMM themselves quote a factor-2 tolerance on cross-method comparisons, with absolute slopes for $\varepsilon \geq 0$ differing by 9% in MnTe and 19% in CrSb between their constrained-canting and total-energy approaches. Our agreement is therefore inside the methodological floor of the constrained-canting framework.

The active mechanism is DMI-driven, in the language of KMM Sec. III.B. The KMM exchange-driven mechanism (their Eq. 6) is symmetry-inactive for MnTe under ε_{xx} because the g -wave hexagonal $C_6 \parallel t_{c/2}$ screw renders the two Mn sublattices equivalent under uniaxial in-plane strain, so $\Delta J_{\text{sub}} \equiv 0$. We verified this numerically with a 4-state mapping at three strain values: the AAFM total moment $M_{\text{AAFM}}(\varepsilon) \equiv 0$ to machine precision at every ε , while the absolute magnetization stays at $17.7 \mu_B/\text{cell}$ (Fig. S4 [29]). The strain dependence of the J 's themselves ($\partial J_2/\partial \varepsilon = -6.6$ meV per unit strain at $U = 0$, $\partial J'_3/\partial \varepsilon = -3.4$ meV per unit strain) is therefore *not* the mechanism for $\Lambda_{z,xx}^{\text{spin}}$ in MnTe. The DMI mecha-

nism is the active channel, in agreement with the KMM symmetry analysis.

E. Multipolar Berry-curvature mechanism (Smolenski reproduction)

The Smolenski experiment [11] attributes the strain-driven sign reversal of the dc anomalous Hall effect in MnTe to a multipolar Berry-curvature redistribution accompanied by a strain-induced collapse of a band-edge degeneracy at the D point. We reproduce both.

The D -point band-degeneracy collapse is a quantitative agreement: under compressive strain $\varepsilon_{xx} = -0.2\%$ the splitting between the top two valence bands at D collapses from 11.5 meV (unstrained) to 4.4 meV [Fig. 5(a)]; tensile strain leaves the splitting essentially unchanged at 11.2 meV. The compressive–tensile asymmetry matches the experimental observation that the AHE sign reversal happens under compressive strain. Figure 5(b) shows the strain-induced redistribution of the Berry-curvature component Ω_z on the $k_z = 0$ plane: the difference map exhibits the same six-lobe quadrupolar pattern with alternating signs that is the signature of the multipolar Berry curvature shifted by a C_3 -symmetric strain perturbation [11].

We do not claim a quantitative critical strain ε^* . The order of magnitude of our compressive $\Delta = 11.5 \rightarrow$

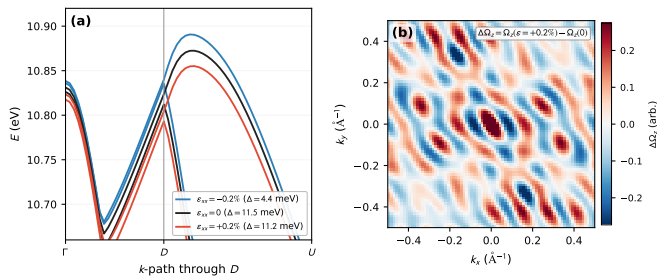


FIG. 5. Reproduction of the Smolenski multipolar Berry-curvature mechanism in strained α -MnTe. (a) Top two valence bands along Γ - D - U for compressive ($\epsilon_{xx} = -0.2\%$, blue), unstrained ($\epsilon = 0$, black), and tensile ($\epsilon_{xx} = +0.2\%$, red) strains. The intra-pair splitting at D collapses asymmetrically from 11.5 meV at $\epsilon = 0$ to 4.4 meV under compression, while tensile strain leaves the splitting essentially unchanged at 11.2 meV. (b) Difference map of the Berry-curvature z -component summed over occupied bands, $\Delta\Omega_z(k_x, k_y) \equiv \Omega_z(\epsilon_{xx} = +0.2\%) - \Omega_z(\epsilon = 0)$, on the $k_z = 0$ slice. The six-lobe quadrupolar pattern reproduces the multipolar Berry-curvature redistribution under strain reported by Smolenski [11] (their Fig. 4(b,c)). We do not extract a quantitative critical strain ϵ^* because $\sigma_{xy}(\omega \rightarrow 0)$ near the valence-band maximum is below our $60^3 +$ adaptive mesh-noise floor; the Mazin caveat [27] applies in full force at this energy.

4.4 meV collapse is consistent with the experimental $\epsilon^* = 0.14\%$ [11], but extracting an absolute $\sigma_{xy}(\omega \rightarrow 0)$ at the valence-band maximum — where the physical sign reversal occurs — is below our $60^3 +$ adaptive mesh-noise floor, and at our level of convergence the sign of σ_{xy} near E_F flips with mesh-resolved Berry-curvature reorganization rather than with strain alone. The Mazin caveat [27] applies in full force at this energy.

VI. g -WAVE PIEZOMAGNETISM IN CRSB

CrSb in the canted- \mathbf{L} state hosts both a known reference observable to reproduce [21] and, as we show, a previously unidentified strain-response mechanism: the linear elasto-Hall coefficient is dominated at experimentally accessible strain by a quadratic curvature, the mechanism is band-shift cancellation through a sharp Berry-curvature feature near E_F , and the resulting non-monotonic $|\sigma_{xz}|(\epsilon)$ envelope is qualitatively distinct from the textbook linear regime.

A. Canted- \mathbf{L} AHE at $\epsilon = 0$

At the canted- \mathbf{L} ground state with \mathbf{L} tilted 45° from \hat{c} toward $\hat{a} + \hat{b}$, the WannierBerri AHC integration with the antiunitary generators $\{\mathcal{T}m_x, \mathcal{T}C_{2x}\}$ returns $\sigma_{xz}(E_F, \epsilon = 0) = +157$ S/cm in our production gauge and $+52.9$ S/cm in a legacy “pg12” gauge that explicitly matches Yu *et al.* [21]’s published Wannier recipe. The published Yu

reference value is $\approx +72$ S/cm. The factor 2–3 spread across Wannier gauges — with the production gauge giving $\sim 3\times$ the pg12 gauge and pg12 below Yu by $\sim 30\%$ — is the Mazin caveat [27] applied to a metallic g -wave system. We document it as an absolute-magnitude uncertainty band rather than treating any single value as canonical; the gauge-matched FD slope within a single basis is internally reproducible.

The forbidden component σ_{yz} collapses to numerical zero ($|\sigma_{yz}| < 10^{-13}$ S/cm at every energy and every strain endpoint) and $|m_x^{\text{orb}}|$ to $\leq 10^{-19} \mu_B/\text{cell}$, certifying that the antiunitary projection is correctly enforced (Fig. S1(b) [29]). A control test with unitary mirror generators returns all-zero AHC, a generalizable lesson for any future canted- \mathbf{L} altermagnetic chain: *antiunitary* symmetry generators must be supplied to WannierBerri (Sec. S2 of the Supplemental Material [29]).

B. Quadratic-dominated strain response and the band-shift mechanism

We performed three-point gauge-matched finite difference at $\epsilon_{xx} = \pm 0.2\%$ on the canted- \mathbf{L} state with all three Wannier endpoints sharing the same projection seed (the integrated spread Ω_I varies by 0.85% across endpoints, well within the $\leq 1\%$ requirement for matched-gauge finite-difference reliability). The strain-shifted SCF Fermi levels $E_F^{\text{SCF}}(\epsilon)$ are $\{14.0673, 14.0316, 13.9960\}$ eV at $\epsilon \in \{-0.2\%, 0, +0.2\%\}$, giving $\Delta E_F \approx \pm 35$ meV across the strain range.

Evaluating the four allowed components at the strain-shifted E_F^{SCF} gives the values listed in Table I. Each component admits a clean three-point parabolic fit $X(\epsilon) = a + b\epsilon + c\epsilon^2$ that closes exactly (three parameters fit three data points). The Lukashov half-FD asymmetries $|L-R|/|\text{sym}|$ range from 13 to 46 across the four components — an order of magnitude above the threshold of 2 for clean linearity (Fig. S2 [29]). This is *not* noise; it is the unambiguous signature of a quadratic curvature dominating the strain response. Computing the dimensionless ratio $|c\epsilon^2|/|b\epsilon|$ at $|\epsilon| = 0.2\%$ gives values of 23, 7, 12, 16 for $\sigma_{zx}, \sigma_{xy}, m_y^{\text{orb}}, m_z^{\text{orb}}$, respectively, all firmly in favor of the quadratic term [Fig. 6(b)].

The mechanism is diagnosed by Fig. 6(c). Evaluating σ_{zx} at a *common* reference Fermi level $E_F = 14.03$ eV (the unstrained SCF value held fixed across all three endpoints) gives $\{-215, -157, -3\}$ S/cm at $\epsilon = -0.2\%, 0, +0.2\%$ — a monotonic linear trend with slope $d\sigma_{zx}/d\epsilon = +5.3 \times 10^4$ S/cm per unit strain, a factor of $\approx 26\times$ larger than the strain-shifted- E_F slope $+2,005$ S/cm in panel (b). The picture is clear: there is an intrinsic strain response on the order of 5×10^4 S/cm per unit strain, but strain shifts E_F across the sharp Berry-curvature feature at $E \approx 14.03$ eV [visible in Fig. 6(a)], producing a band-shift contribution of comparable magnitude that partially cancels the intrinsic response. At small $|\epsilon|$ the two contributions almost cancel

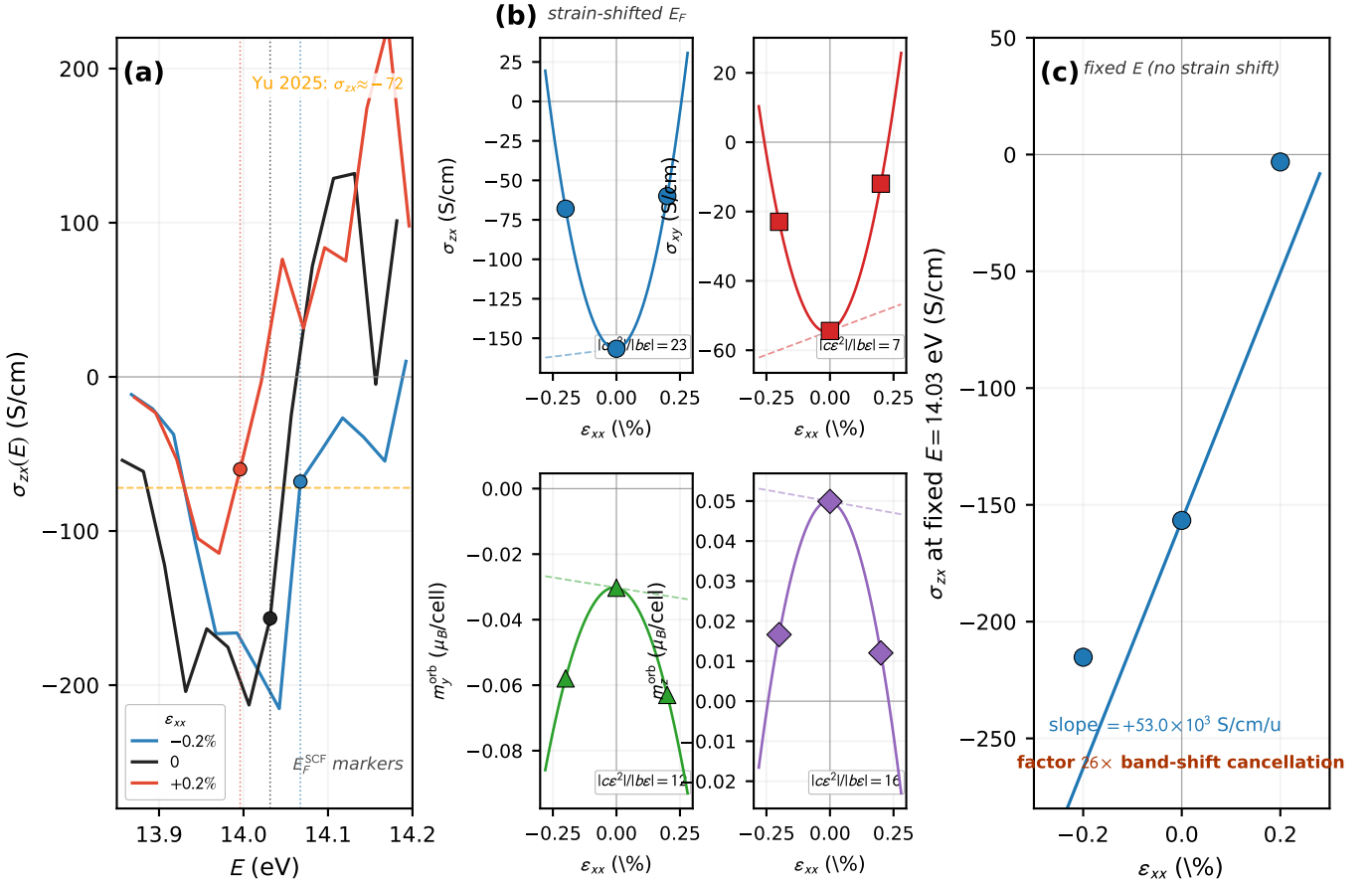


FIG. 6. CrSb canted-L baseline reproduction and quadratic-dominated strain response. (a) $\sigma_{zx}(E)$ profiles at $\varepsilon = -0.2\%$ (blue), 0 (black), $+0.2\%$ (red), zoomed to the strain-shifted SCF Fermi levels (vertical dotted lines). Filled circles mark $\sigma_{zx}(E_F^{\text{SCF}})$ at each strain; the Yu *et al.* [21] reference value $\sigma_{xz} \approx +72$ S/cm $\Leftrightarrow \sigma_{zx} \approx -72$ S/cm is shown as the orange dashed line. A sharp Berry-curvature feature at $E \approx 14.03$ eV is within ~ 50 meV of E_F and drives the factor-2–3 Wannier-gauge sensitivity reported in Sec. S6 of the Supplemental Material [29]. (b) The four allowed components $\sigma_{zx}, \sigma_{xy}, m_y^{\text{orb}}, m_z^{\text{orb}}$ at $E_F^{\text{SCF}}(\varepsilon)$ vs ε_{xx} , with the three-point exact parabolic fit (solid blue) overlaid on the linear-only fit (dashed). All four components show a parabolic shape with the unstrained value at a local extremum of the magnitude. The annotation in each panel gives $|c\varepsilon^2|/|b\varepsilon|$ at $\varepsilon = 0.2\%$, ranging 7–23. Forbidden σ_{yz} and m_x^{orb} remain at numerical zero at every strain (Fig. S1(b) [29]). (c) σ_{zx} evaluated at the *common* reference Fermi level $E_F = 14.03$ eV (the unstrained SCF value, held fixed across all three strain endpoints). The trend is linear and monotonic with slope $+5.3 \times 10^4$ S/cm per unit strain — a factor of $\approx 26 \times$ larger than the strain-shifted E_F slope in (b). The quadratic dominance in (b) is therefore band-shift cancellation: strain shifts E_F by ~ 35 meV across the sharp band feature, and the intrinsic strain response and the band-shift contribution interfere destructively.

in the linear order; at finite $|\varepsilon| \geq 0.1\%$ the surviving non-cancellation grows quadratically.

The implication for experiment is qualitative and testable: at strains accessible to contemporary stress cells ($|\varepsilon| \sim 0.1\text{--}0.3\%$), the elasto-Hall response in canted-L CrSb is non-monotonic with $|\sigma_{xz}|$ *maximum* at $\varepsilon = 0$ and decreasing on both sides of zero strain. This is a distinguishing experimental signature against the textbook linear-elasto-Hall picture of Takahashi *et al.* [8]: a stress-cell sweep on canted-L CrSb should observe a parabolic $|\sigma_{xz}|(\varepsilon)$ rather than a monotonic linear trend. We have not encountered an experimental measurement that resolves this regime; the prediction is testable.

VII. DISCUSSION

A. *d*-wave versus *g*-wave methodological contrast

The three calculations together draw a sharp methodological line between the *d*-wave and *g*-wave bulk alternating responses, summarized quantitatively in the half-FD asymmetry chart of Fig. S2 [29]. The CsV₂Te₂O response to orthorhombic shear is gauge-clean (linear finite-difference reliable for both σ_{xy} and m_z^{orb}); the forbidden-component test passes at 10^{-14} over a 3-eV window; and the Bell–Venderbos qualitative prediction is fully confirmed. The magnitude exceeds the minimal Lieb model by a factor of 19, attributable to V–Te–V superexchange paths, multi-band V-*d*/Te-*p* hy-

TABLE I. CrSb canted-**L** piezomagnetic and elasto-Hall coefficients from three-point gauge-matched finite difference at $\varepsilon_{xx} = \pm 0.2\%$, evaluated at the strain-shifted SCF Fermi level. b is the linear (symmetric-FD) slope; c is the quadratic curvature coefficient in the polynomial $a + b\varepsilon + c\varepsilon^2$. $|c\varepsilon^2|/|b\varepsilon|$ at $|\varepsilon| = 0.2\%$ measures the relative importance of the quadratic term. Half-FD asymmetry on the linear coefficient is the Lukashev [40] diagnostic (clean-linearity threshold = 2). Forbidden σ_{yz} and m_x^{orb} are at exact numerical zero across the strain range.

| Component | b | c | $ c\varepsilon^2 / b\varepsilon $ | Lukashev asym |
|--|--------|---------------------|-----------------------------------|---------------|
| σ_{zx} (S/cm) | +2,005 | $+2.32 \times 10^7$ | 23 | 46 |
| σ_{xy} (S/cm) | +2,747 | $+9.24 \times 10^6$ | 7 | 14 |
| m_y^{orb} (μ_B/cell) | -1.26 | -7.55×10^3 | 12 | 24 |
| m_z^{orb} (μ_B/cell) | -1.14 | -8.89×10^3 | 16 | 31 |

bridization, and three-dimensional bilayer coupling. A follow-up multi-band tight-binding fit to our 64-Wannier-function Hamiltonian could quantify which contribution dominates; the present calculation is sufficient to establish that the prediction is qualitatively correct and that material-specific physics enhances the response by an order of magnitude.

In contrast, the g -wave hexagonal calculations on α -MnTe and CrSb encounter Brillouin-zone-corner Wannier-gauge instabilities. In MnTe, the k -resolved decomposition (Fig. 4(c)) shows that the integrated M_z^{orb} is the residual of large opposite-signed per- k contributions concentrated at the A and H corners; the strain perturbation flips the cancellation balance there, producing a factor 2–5 magnitude systematic on Λ^{orb} . In CrSb, a sharp $\sigma_{zx}(E)$ Berry-curvature feature near E_F is shifted by strain-induced Fermi-level translation, generating a nearly-symmetric quadratic strain dependence that buries the linear elasto-Hall coefficient under the curvature. Both phenomena are consistent with Mazin’s field-wide caveat [27]; the underlying reason is the same near-degeneracy of g -wave hexagonal bands at the BZ edge, here resolved mechanistically for the first time.

The symmetry signature, however, is robust regardless of the magnitude systematic. The $\sin(3\varphi)$ collapse in MnTe (Fig. 3) passes the six-angle test at 5.8% residual at the deep-VB peak window, and the $\sigma_{yz} = 0$ identity in CrSb is reproduced to numerical zero in all gauges. Together these tests demonstrate that the chain reproduces the symmetry-class structure of both g -wave hexagonal materials accurately even where the absolute magnitudes are not absolutely converged.

B. $\text{KV}_2\text{Se}_2\text{O}$ as the PT -protected zero negative control

$\text{KV}_2\text{Se}_2\text{O}$ completes the picture as the hidden-altermagnet negative control. The bulk ground state is centrosymmetric G -type AFM with combined PT sym-

metry; this forces $\Lambda_{ijk} \equiv 0$ for all components and all strain modes by exact symmetry, recovered numerically across $U = 0, 2, 4$ eV (Fig. S5 [29]). The $\mu_V = 1.355 \mu_B$ at $U = 0$ matches the Sun *et al.* [24] neutron value 1.41(3) to 4%. Together with the recent narrowing of the $\text{AV}_2\text{X}_2\text{O}$ Lieb family by Thapa *et al.* [23], this positions $\text{KV}_2\text{Se}_2\text{O}$ as the boundary between true bulk altermagnets ($\text{CsV}_2\text{Te}_2\text{O}$) and Kramers-degenerate AFMs that present altermagnet-like signatures only in surface ARPES single-cell projections [22].

C. Three response classes, three experimental targets

Each material identifies a concrete strain-driven measurement.

For $\text{CsV}_2\text{Te}_2\text{O}$, a single-crystal B_{1g} shear apparatus (combined uniaxial extension along one in-plane axis with compression along the orthogonal axis) and torque-magnetometry measurement of $m_z^{\text{orb}}(\varepsilon)$: we predict opposite signs of the induced moment at \pm strain mode with linear coefficient $|\Lambda_{\text{topo}}| \approx 25 \mu_B/\text{cell}$ per unit strain mode and a quantitative magnitude at the factor-of-19-enhancement level relative to the Bell–Venderbos minimal model. A SOC-strength sweep on the same material would test the Bell–Venderbos [10] prediction that the topological piezomagnetic polarizability remains finite as $\lambda_{\text{SOC}} \rightarrow 0$ within the topological regime; this would establish that the response we report is truly the topological orbital piezomagnetic contribution rather than an SOC-driven background.

For MnTe, a Smolenski-style stress-cell measurement of σ_{xy} as a function of ε at the deep-VB peak crest ($E \approx 9.85$ eV; hole-doping required to reach this energy window): we predict $|\sigma_{xy}| \sim 400$ S/cm at the crest with the $\sin(3\varphi)$ symmetry under in-plane Néel rotations. In-plane Néel-vector rotation, following the protocol of Liebman–Peláez [12], should reveal the $\sin(3\varphi)$ angular fingerprint at finite frequency and complement the zero-frequency analog established here.

For CrSb, a stress-cell measurement of $\sigma_{xz}(\varepsilon)$ on a canted-**L**-stabilized film: we predict a non-monotonic $|\sigma_{xz}|(\varepsilon)$ with maximum at $\varepsilon = 0$ and quadratic decrease on both sides — distinctive against the textbook linear elasto-Hall regime. Resolving this signature requires only that the strain range exceeds the linear-quadratic crossover, which we estimate at $|\varepsilon^*| \sim 0.05\%$ for the four allowed components.

VIII. CONCLUSIONS

We have computed the orbital and elasto-Hall piezomagnetic response of three canonical bulk altermagnets on a common first-principles footing.

First, the d -wave Lieb-lattice $\text{CsV}_2\text{Te}_2\text{O}$ exhibits a clean, sign-reversing topological orbital piezomagnetic re-

sponse under orthorhombic shear: $\Lambda_{\text{topo}} = -24.9 \mu_B/\text{cell}$ per unit shear mode, $\Lambda_{xy}^\sigma = -1,123 \text{ S/cm}$ per unit shear mode, half-FD asymmetries 0.39 and 0.10. The qualitative Bell–Venderbos prediction is confirmed; the magnitude is a factor of 19 above the minimal 2D Lieb model, attributable to V–Te–V superexchange, multi-band V- d /Te- p hybridization, and bilayer coupling in the doubled- c cell.

Second, α -MnTe reproduces the $\sigma_{xy}(\varphi) = \alpha \sin(3\varphi)$ signature at 5.8% residual with $\alpha = 397 \text{ S/cm}$; $\Lambda_{z,xx}^{\text{spin}} = -0.40 \mu_B/\text{cell}$ per unit strain matches the KMM benchmark within factor 1.9 via the DMI mechanism; $\Lambda_{z,xx}^{\text{orb}} = -1.96 \mu_B/\text{cell}$ per unit strain is sign-reliable with a factor 2–5 absolute systematic that we trace mechanistically to a Wannier-gauge instability at the A and H Brillouin-zone corners — the first published localization of the field-wide Mazin [27] caveat. The Smolenski multipolar Berry-curvature mechanism is qualitatively reproduced through the D -point splitting collapse $11.5 \rightarrow 4.4 \text{ meV}$ and the six-lobe quadrupolar pattern in $\Delta\Omega_z(k_x, k_y)$.

Third, canted-**L** CrSb reproduces the $\sigma_{xz}(E_F)$ baseline within factor 2–3 across Wannier gauges, with $\sigma_{yz} = 0$ exactly under the antiunitary projection. The strain response is quadratic-dominated across all four allowed components ($|c\varepsilon^2|/|b\varepsilon| = 7\text{--}23$ at $|\varepsilon| = 0.2\%$); the mechanism is band-shift cancellation through a sharp Berry-curvature feature near E_F (factor $\approx 26\times$ between fixed- E_F and strain-shifted slopes). To our knowledge, this is the first report of this regime in any g -wave metallic altermagnet.

The cross-symmetry-class contrast — gauge-clean d -wave Lieb response on one side, BZ-corner Wannier-

gauge-limited g -wave responses on the other — is the central methodological finding. The Bell–Venderbos d -wave prediction is now first-principles verified; the KMM symmetry framework is extended with an orbital decomposition; and the Mazin caveat on $\sigma_{xy}(\omega \rightarrow 0)$ in MnTe-class altermagnets is shown to extend to the full piezomagnetic tensor for the g -wave hexagonal class and is mechanistically localized to specific BZ corners. Future work could partially address the absolute-magnitude systematic with gauge-symmetric integration schemes or larger Wannier baskets that bracket the unstable manifold; a SOC-strength sweep on CsV₂Te₂O would test the Bell–Venderbos $\lambda_{\text{SOC}} \rightarrow 0$ plateau; and a multi-band tight-binding fit to our 64-WF Hamiltonian could quantify the three contributions to the factor-19 enhancement.

AUTHOR CONTRIBUTIONS

Claude Opus conducted the literature research, conceived the research direction, selected the target materials, designed and executed all density functional theory, Wannier interpolation, and Berry-phase post-processing calculations, performed the symmetry tests, convergence studies, and finite-difference tensor extraction, analyzed the results, produced all figures, and wrote the manuscript. No human input was provided on the research question, methodological choices, parameter selection, intermediate decisions, analysis, interpretation, or drafting. The full agent transcript and pipeline design are reported in the companion paper [41].

-
- [1] L. Šmejkal, J. Sinova, and T. Jungwirth, *Phys. Rev. X* **12**, 031042 (2022), [arXiv:2105.05820](#).
 - [2] L. Šmejkal, J. Sinova, and T. Jungwirth, *Phys. Rev. X* **12**, 040501 (2022), [arXiv:2204.10844](#).
 - [3] L. Šmejkal, A. H. MacDonald, J. Sinova, S. Nakatsuji, and T. Jungwirth, *Nat. Rev. Mater.* **7**, 482 (2022), [arXiv:2107.03321](#).
 - [4] T. Jungwirth, J. Sinova, R. M. Fernandes, Q. Liu, H. Watanabe, S. Murakami, S. Nakatsuji, and L. Šmejkal, *Nature* **10.1038/s41586-025-09883-2** (2026), [arXiv:2506.22860](#).
 - [5] P. G. Radaelli, *Phys. Rev. B* **110**, 214428 (2024), [arXiv:2407.13548](#).
 - [6] S. Sheoran and P. Dev, *Phys. Rev. B* **111**, 184407 (2025), [arXiv:2502.21095](#).
 - [7] M. Khodas, S. Mu, I. I. Mazin, and K. D. Belashchenko, *Phys. Rev. B* **113**, 104422 (2026), [arXiv:2506.06257](#).
 - [8] K. Takahashi, C. R. W. Steward, M. Ogata, R. M. Fernandes, and J. Schmalian, *Phys. Rev. B* **111**, 184408 (2025), [arXiv:2502.03517](#).
 - [9] H. Radhakrishnan, B. Bell, C. Ortix, and J. W. F. Venderbos, *arXiv preprint* (2026), [arXiv:2602.05894](#).
 - [10] B. Bell and J. W. F. Venderbos, *arXiv preprint* (2026), [arXiv:2602.10076](#).
 - [11] S. Smolenski, N. Mao, D. Zhang, Y. Guo, A. K. M. A. Shawon, M. Xu, E. Downey, T. Musall, M. Yi, W. Xie, C. Jozwiak, A. Bostwick, N. Tamura, E. Rotenberg, L. Li, K. Sun, Y. Zhang, and N. H. Jo, *arXiv preprint* (2025), [arXiv:2509.21481](#).
 - [12] A. Liebman-Peláez, J. Kruppe, R. B. Regmi, N. J. Ghimire, Y. Sun, I. I. Mazin, H. M. L. Noad, J. Analytis, V. Sunko, and J. Orenstein, *arXiv preprint* (2026), [arXiv:2604.07653](#).
 - [13] S.-i. Kimura, H. Suwa, K. Yuan, H. Watanabe, T. Nakamura, H. K. Yun, and M.-H. Jung, *arXiv preprint* (2026), [arXiv:2603.21455](#).
 - [14] W. Yang, C. Won, C. Cress, M. Z. Franklin, X. Fang, S. Fields, N. Combs, S. Han, W. Lu, S. P. Bennett, S.-W. Cheong, and J. Xia, *arXiv preprint* (2026), [arXiv:2604.21021](#).
 - [15] S. Bey, S. S. Fields, N. G. Combs, B. G. Márkus, J. Wang, L. Schmidt, L. Curtis, A. Dodd-Noble, A. Poulin, S. M. Shahed, R. Regmi, M. Holub, P. Ohresser, A. Bansil, H. Ambaye, V. Lauter, L. Forró, C. D. Cress, J. C. Prestigiacomo, N. Ghimire, A. de la Torre, S. P. Bennett, X. Liu, and B. A. Assaf, *arXiv preprint* (2026), [arXiv:2603.00242](#).
 - [16] R. D. Gonzalez Betancourt, J. Zubáć, R. Gonzalez-Hernandez, K. Geishendorf, Z. Šobáň, G. Springholz,

- K. Olejník, L. Šmejkal, J. Sinova, T. Jungwirth, S. T. B. Goennenwein, A. Thomas, H. Reichlová, J. Železný, and D. Kriegner, *Phys. Rev. Lett.* **130**, 036702 (2023), [arXiv:2112.06805](#).
- [17] O. J. Amin, A. Dal Din, E. Golias, Y. Niu, A. Zakharov, S. C. Fromage, C. J. B. Fields, S. L. Heywood, R. B. Cousins, J. Krempasky, J. H. Dil, D. Kriegner, B. Kiraly, R. P. Champion, A. W. Rushforth, K. W. Edmonds, S. S. Dhesi, L. Šmejkal, T. Jungwirth, and P. Wadley, *Nature* **636**, 348 (2024), [arXiv:2405.02409](#).
- [18] Y. Zhao, S. Mandal, C.-X. Liu, and B. Yan, arXiv preprint (2026), [arXiv:2603.12259](#).
- [19] W. Chen, Z. Zhou, J. Meng, W. Wang, Y. Yang, and Z. Li, arXiv preprint (2026), [arXiv:2601.02913](#).
- [20] Z. Zhou, X. Cheng, M. Hu, R. Chu, H. Bai, L. Han, J. Liu, F. Pan, and C. Song, *Nature* **638**, 645 (2025).
- [21] T. Yu, I. Shahid, P. Liu, D.-F. Shao, X.-Q. Chen, and Y. Sun, *npj Quantum Mater.* **10**, 47 (2025), [arXiv:2412.12882](#).
- [22] B. Jiang, M. Hu, J. Bai, Z. Song, C. Mu, G. Qu, W. Li, W. Zhu, H. Pi, Z. Wei, Y. Sun, Y. Huang, X. Zheng, Y. Peng, L. He, S. Li, J. Luo, Z. Li, G. Chen, H. Li, H. Weng, and T. Qian, *Nat. Phys.* **21**, 754 (2025), [arXiv:2408.00320](#).
- [23] B. Thapa, P.-H. Chang, K. Belashchenko, and I. I. Mazin, arXiv preprint (2026), [arXiv:2602.18672](#).
- [24] Y. Sun *et al.*, *Phys. Rev. B* **112**, 184416 (2025).
- [25] S.-D. Guo and Y. Liu, arXiv preprint (2026), [arXiv:2603.25136](#).
- [26] C. C. Ye, K. Tenzin, J. Sławińska, and C. Autieri, *Phys. Rev. B* **113**, 014413 (2026), [arXiv:2505.08675](#).
- [27] I. I. Mazin, *Phys. Rev. B* **107**, L100418 (2023), [arXiv:2301.08573](#).
- [28] D. Kriegner, H. Reichlova, J. Grenzer, W. Schmidt, E. Ressouche, J. Godinho, T. Wagner, S. Y. Martin, A. B. Shick, V. V. Volobuev, G. Springholz, V. Holý, J. Wunderlich, T. Jungwirth, and K. Výborný, *Phys. Rev. B* **96**, 214418 (2017), [arXiv:1710.08523](#).
- [29] Supplemental Material, Supplemental material (2026).
- [30] S. S. Tsirkin, *npj Comput. Mater.* **7**, 33 (2021), [arXiv:2008.07992](#).
- [31] P. Giannozzi, O. Andreussi, T. Brumme, O. Bunau, M. Buongiorno Nardelli, M. Calandra, R. Car, C. Cavazzoni, D. Ceresoli, M. Cococcioni, N. Colonna, I. Carnimeo, A. Dal Corso, S. de Gironcoli, P. Delugas, R. A. DiStasio, A. Ferretti, A. Floris, G. Fratesi, G. Fugallo, R. Gebauer, U. Gerstmann, F. Giustino, T. Gorni, J. Jia, M. Kawamura, H.-Y. Ko, A. Kokalj, E. Küçükbenli, M. Lazzeri, M. Marsili, N. Marzari, F. Mauri, N. L. Nguyen, H.-V. Nguyen, A. Otero-de-la Roza, L. Paulatto, S. Poncé, D. Rocca, R. Sabatini, B. Santra, M. Schlipf, A. P. Seitsonen, A. Smogunov, I. Timrov, T. Thonhauser, P. Umari, N. Vast, X. Wu, and S. Baroni, *J. Phys.: Condens. Matter* **29**, 465901 (2017).
- [32] G. Pizzi, V. Vitale, R. Arita, S. Blügel, F. Freimuth, G. Géranton, M. Gibertini, D. Gresch, C. Johnson, T. Koretsune, J. Ibañez Azpiroz, H. Lee, J.-M. Lihm, D. Marchand, A. Marrazzo, Y. Mokrousov, J. I. Mustafa, Y. Nohara, Y. Nomura, L. Paulatto, S. Poncé, T. Ponweiser, J. Qiao, F. Thöle, S. S. Tsirkin, M. Wierzbowska, N. Marzari, D. Vanderbilt, I. Souza, A. A. Mostofi, and J. R. Yates, *J. Phys.: Condens. Matter* **32**, 165902 (2020).
- [33] M. G. Lopez, D. Vanderbilt, T. Thonhauser, and I. Souza, *Phys. Rev. B* **85**, 014435 (2012), [arXiv:1112.1938](#).
- [34] T. Thonhauser, D. Ceresoli, D. Vanderbilt, and R. Resta, *Phys. Rev. Lett.* **95**, 137205 (2005).
- [35] D. Ceresoli, T. Thonhauser, D. Vanderbilt, and R. Resta, *Phys. Rev. B* **74**, 024408 (2006).
- [36] D. Xiao, J. Shi, and Q. Niu, *Phys. Rev. Lett.* **95**, 137204 (2005), [arXiv:cond-mat/0502340](#).
- [37] M. J. van Setten, M. Giantomassi, E. Bousquet, M. J. Verstraete, D. R. Hamann, X. Gonze, and G.-M. Rignanese, *Comput. Phys. Commun.* **226**, 39 (2018).
- [38] J. P. Perdew, K. Burke, and M. Ernzerhof, *Phys. Rev. Lett.* **77**, 3865 (1996).
- [39] A. I. Liechtenstein, V. I. Anisimov, and J. Zaanen, *Phys. Rev. B* **52**, R5467 (1995).
- [40] P. Lukashev, R. F. Sabirianov, and K. Belashchenko, *Phys. Rev. B* **78**, 184414 (2008).
- [41] H. Huang, Grounded autonomous research: a fault-tolerant LLM pipeline from corpus to manuscript in frontier computational physics (2026), ICML 2026 AI for Science Workshop.